Minute No. 230
Report – Executive Policy Committee – February 15, 2006

Item No. 1 **Executive Policy Committee – Final Recommendations - 2006 Annual Capital Budget – 2007 to 2011 Five-Year Capital Forecast**
File FC(2006)

COUNCIL DECISION:

Council concurred in the recommendation of the Executive Policy Committee regarding the preliminary 2006 Annual Capital Budget – 2007 to 2011 Five-Year Capital Forecast, as amended, and adopted the following:

1. That the 2006 Capital Budget totalling $307,583,000, requiring borrowing authority totalling $93,560,000 for the Waterworks System, Local Improvements and the Transit System (loan from the Federation of Canadian Municipalities), and the 2007 to 2011 Five Year Capital Forecast as tabled at the Executive Policy Committee meeting on February 6, 2006, and amended by Recommendation No. 2, be approved.

2. That the following changes be made to the 2006 Capital Budget tabled on February 6, 2006:

Description	Amount
Preliminary Capital Budget Tabled on February 6, 2006	**$307,583,000**
Increase the *Pedestrian and Cycle Facilities – Various Locations* project.	100,000
Provide funding for a *Playground Replacements* project.	250,000
Re-direct funds from *Special Innovative Capital* to the two projects above.	(350,000)
Allocate $1,100,000 from *Regional Street Renewals – Annual Program – Various locations to be identified* to *Bison Drive – Pembina Highway to Markham Road*.	--
Correct the *Ness Avenue rehabilitation project - Belvidere Street to Ferry Road* to reflect Ness Avenue as Westbound instead of Eastbound.	--
Capital Budget as recommended by Executive Policy Committee	**$307,583,000**

3. That the transfers from utility operations, reserves and other funds outlined in the capital budget submission be approved, with cash flows to be determined by the Chief Administrative Officer.

Report – Executive Policy Committee – February 15, 2006

COUNCIL DECISION (continued)

4. A. That the City establish a Public Transit Reserve, in accordance with Section 289(1) of *The City of Winnipeg Charter*, dedicated for Government of Canada (Bill C-66) Funds, for eligible projects;
   B. That the Fund Manager for the Public Transit Reserve be the Director of Transit; and
   C. That the Public Transit Reserve be terminated once eligible projects have been completed.

5. That the Director of Water and Waste be given the authority to redistribute federal gas tax revenue and retained earnings as sources of financing for approved capital projects, provided the total approved financing is not exceeded, to ensure the most effective use of federal gas tax revenues.

6. That the City work with the Province of Manitoba on project selection for funding under the new Manitoba/Winnipeg Infrastructure Program from priorities included in the City's Capital Budget.

7. A. That the Administration identify, investigate and recommend private-public partnership(s) for the police facilities identified in the "Four District Model Building Replacement" capital project; and

   B. That funding for this process, including expressions of interest, be authorized from capital funds already approved for this project in prior years.

8. That the Administration identify, investigate and include private-public partnerships in recommendations for the construction of new arterial roads or expressways identified in the five year capital forecast and report back prior to the development of future capital budgets.

9. That the 2006 Capital Budget funding of $1 million for the City's Affordable Housing Initiative be provided to the Housing Rehabilitation Investment Reserve for the following programs:

   A. $200,000 for Aboriginal Housing;
   B. $640,000 for the 4 Housing Improvement Zones ($160,000 each for William Whyte, Spence, North Point Douglas and West Broadway); and
   C. $160,000 for a new Housing Improvement Zone established in the Centennial Neighbourhood.

Report – Executive Policy Committee – February 15, 2006

COUNCIL DECISION (continued)

10. That Council authorize the expenditures of $9,888,000 prior to the adoption of the 2007 capital budget as a first charge, in accordance with Subsection 288(2) of *The City of Winnipeg Charter*, for the purchase of diesel electric hybrid transit buses in accordance with agreements to be entered into with the Federation of Canadian Municipalities, of which $6,471,000 will be financed from the Transit Bus Replacement Reserve, and that Council approve borrowing authority for the balance of $3,417,000 for 2007.

11. That the City actively pursue discussions and support negotiations with the Province of Manitoba and Government of Canada for a new multi-year and cost shared infrastructure works program for the purpose of funding infrastructure renewal, including the goal of fully funding the City's annual infrastructure renewal requirements.

12. That the City actively pursue discussions and support negotiations with the Province of Manitoba to re-instate Provincial funding in the amount of 50% of the Transit Department for a more realistic funding formula in both the capital and operating budgets.

13. That the City Solicitor/Manager of Legal Services be requested to submit the necessary borrowing by-law directly to Council.

14. That the Proper Officers of the City be authorized to do all things necessary to implement the foregoing, including the execution of any documents related thereto.

Report – Executive Policy Committee – February 15, 2006

DECISION MAKING HISTORY:

Moved by His Worship Mayor Katz,
That the recommendation of the Executive Policy Committee be adopted.

In amendment,

Moved by Councillor Wyatt,
Seconded by Councillor O'Shaughnessy,

WHEREAS the Strategic Infrastructure Reinvestment Policy (SIRP) report of 1998 estimated an overall accumulated infrastructure deficit of approximately $750 million and continuing to grow at an estimated rate of $81.7 million per year;

AND WHEREAS the SIRP report of 1998 and the SIRP Implementation Committee Report of 2000 called for more Cost Shared Programs involving the Provincial and Federal governments;

AND WHEREAS on March 28, 2003, Council adopted Report "A" – Executive Policy Committee – March 25, 2003, Item No. 1, 2003 Preliminary Capital Budget Estimates with clause No. 6 that stated "That the City continue to negotiate with the Province of Manitoba and Government of Canada for infrastructure funding";

AND WHEREAS the tri-partite infrastructure works programs have been a major benefit to our municipality leveraging millions in Federal and Provincial dollars for infrastructure renewal;

AND WHEREAS at a presentation to the Standing Policy Committee on Public Works on September 9, 2003, the city administration estimated that a total of $161.1 million should be spent annually on Parks, Buildings, Bridges, and Roadways and that the city was annually under funding this infrastructure by $70 million;

AND WHEREAS the new revenues derived from the Federal Gas Tax funding will assist the city with infrastructure renewal but still falls short of meeting the annual infrastructure funding needs of the city and therefore fails to reduce or eliminate the current accumulated infrastructure deficit;

THEREFORE BE IT RESOLVED THAT Item No. 1 of the February 15, 2006 Executive Policy Committee Report on the Final Recommendations – 2006 Annual Capital Budget and 2007 to 2011 Five- Year Capital Forecast be amended by adding the following clause:

Report – Executive Policy Committee – February 15, 2006

DECISION MAKING HISTORY (continued)

> "That the City actively pursue discussions and support negotiations with the Province of Manitoba and Government of Canada for a new multi-year and cost shared infrastructure works program for the purpose of funding infrastructure renewal, including the goal of fully funding our annual infrastructure renewal requirements".

In amendment,

Moved by Councillor Wyatt,
Seconded by Councillor Gerbasi,

WHEREAS there is a need for a greater provincial government role in the funding of both the capital and current budget of the Winnipeg Transit Department;

AND WHEREAS this was identified by Council with the approval of the 2004 Annual Capital Budget – 2005 to 2009 Capital Budget Forecast, Item No. 1, Clause No. 10 which stated "That the City initiate discussions and support negotiations with the Province of Manitoba to re-instate Provincial funding in the amount of 50% to the Transit Department for a more realistic funding formula in both the capital and current budgets";

AND WHEREAS this need was again reiterated in the Final Report of the Rapid Transit Task Force, "Made in Winnipeg Rapid Transit Solution" September 2005, Item No. 7, Clause 4, Provincial Issues, which stated that "City Council negotiate with the Province to restore the historical 50% share subsidy of Transit, a higher proportion of Handi-Transit funding and dedicate a portion of the Provincial gas tax to Transit Improvements";

AND WHEREAS Provincial funding still falls short of the historical levels of 50% in either of the current or capital budgets of the Transit Department and therefore underscores the need to more actively lobby the province on this pressing matter;

THEREFORE BE IT RESOLVED that Item No. 1 of the February 15, 2006 Executive Policy Committee Report on the Final Recommendations – 2006 Annual Capital Budget and 2007 to 2011 Five –Year Capital Forecast be amended by adding the following clause:

> "That the City actively pursue discussions and support negotiations with the Province of Manitoba to re-instate Provincial funding in the amount of 50% to the Transit Department for a more realistic funding formula in both the capital and current budgets".

Report – Executive Policy Committee – February 15, 2006

DECISION MAKING HISTORY:

The amendment proposed by Councillors Wyatt and O'Shaughnessy, pertaining to infrastructure, was put.

Councillor Wyatt called for the yeas and nays, which were as follows:

Yea: His Worship Mayor Katz, Councillors O'Shaughnessy, Benham, Clement, De Smedt, Gerbasi, Lubosch, Magnifico, Pagtakhan, Smith, Steeves, Swandel, Thomas, Wyatt and Eadie. 15

Nay: 0

and the amendment was declared carried.

The amendment proposed by Councillors Wyatt and O'Shaughnessy, pertaining to transit funding, was put.

Councillor Wyatt called for the yeas and nays, which were as follows:

Yea: His Worship Mayor Katz, Councillors O'Shaughnessy, Benham, De Smedt, Gerbasi, Lubosch, Magnifico, Pagtakhan, Smith, Steeves, Swandel, Thomas, Wyatt and Eadie. 14

Nay: Councillor Clement 1

and the amendment was declared carried.

The motion for the adoption of the recommendation of the Executive Policy Committee, as amended, was put and declared carried.

Report – Executive Policy Committee – February 15, 2006

DECISION MAKING HISTORY:

EXECUTIVE POLICY COMMITTEE RECOMMENDATION:

On February 15, 2006, the Executive Policy Committee concurred in the preliminary 2006 Annual Capital Budget – 2007 to 2011 Five-Year Capital Forecast, with the following amendments:

- Delete Recommendation No. 1 in its entirety and replace with the following:

    1. That the 2006 Capital Budget totalling $307,583,000, requiring borrowing authority totalling $93,560,000 for the Waterworks System, Local Improvements and the Transit System (loan from the Federation of Canadian Municipalities), and the 2007 to 2011 Five Year Capital Forecast as tabled at the Executive Policy Committee meeting on February 6, 2006, and amended by Recommendation No. 2, be approved.

- Insert the following as Recommendation No. 2

    2. That the following changes be made to the 2006 Capital Budget tabled on February 6, 2006:

Description	Amount
Preliminary Capital Budget Tabled on February 6, 2006	**$307,583,000**
Increase the *Pedestrian and Cycle Facilities – Various Locations* project.	100,000
Provide funding for a *Playground Replacements* project.	250,000
Re-direct funds from *Special Innovative Capital* to the two projects above.	(350,000)
Allocate $1,100,000 from *Regional Street Renewals – Annual Program – Various locations to be identified* to *Bison Drive – Pembina Highway to Markham Road*.	--
Correct the *Ness Avenue rehabilitation project - Belvidere Street to Ferry Road* to reflect Ness Avenue as Westbound instead of Eastbound.	--
Capital Budget as recommended by Executive Policy Committee	**$307,583,000**

Report – Executive Policy Committee – February 15, 2006

DECISION MAKING HISTORY (continued):

EXECUTIVE POLICY COMMITTEE RECOMMENDATION (continued):

and renumber the balance of the recommendations accordingly;

- Amend Recommendation No. 4.A. establishing a Public Transit Reserve by deleting the words "Federal Gas Tax" so as to read as follows:
  4.A. That the City establish a Public Transit Reserve, in accordance with section 289(1) of The City of Winnipeg Charter, dedicated for Government of Canada (Bill C-66) Funds, for eligible projects;

- Insert the following as Recommendation No. 9

  9. That the 2006 Capital Budget funding of $1 million for the City's Affordable Housing Initiative be provided to the Housing Rehabilitation Investment Reserve for the following programs:

     A. $200,000 for Aboriginal Housing;
     B. $640,000 for the 4 Housing Improvement Zones ($160,000 each for William Whyte, Spence, North Point Douglas and West Broadway); and
     C. $160,000 for a new Housing Improvement Zone established in the Centennial Neighbourhood.

  and renumber the balance of the recommendations accordingly,

and submitted the matter to Council.

On February 6, 2006, the Executive Policy Committee referred the Preliminary 2006 Annual Capital Budget and the 2007 to 2011 Five-Year Capital Forecast to the following budget process timetable, namely:

February 7 to February 9, 2006	Standing Policy Committees - Review
February 13, 2006	Executive Policy Committee - Delegations
February 15, 2006	Executive Policy Committee - Recommendation to Council
February 21, 2006	Council Meeting

Report – Executive Policy Committee – February 15, 2006

DECISION MAKING HISTORY (continued):

EXECUTIVE POLICY COMMITTEE RECOMMENDATION (continued):

Further, on February 6, 2006, the Executive Policy Committee tabled the Preliminary 2006 Annual Capital Budget – 2007 to 2011 Five-Year Capital Forecast, which outlined the following recommendations, namely:

1. That the 2006 Capital Budget totalling $307,583,000.00 requiring borrowing authority totalling $93,560,000.00 for the Waterworks System, Local Improvements and the Transit System (loan from the Federation of Canadian Municipalities), and the 2007 to 2011 Five Year Capital Forecast be reviewed and submitted to Council for adoption.

2. That the transfers from utility operations, reserves and other funds outlined in the capital budget submission be approved, with cash flows to be determined by the Chief Administrative Officer.

3. A. That the City establish a Public Transit Reserve, in accordance with Section 289(1) of the City of Winnipeg Charter, dedicated for Government of Canada Federal Gas Tax (Bill C-66) Funds, for eligible projects;
   B. That the Fund manager for the Public Transit Reserve be the Director of Transit; and
   C. That the Public Transit Reserve be terminated once eligible projects have been completed.

4. That the Director of Water and Waste be given the authority to redistribute federal gas tax revenue and retained earnings as sources of financing for approved capital projects, provided the total approved financing is not exceeded, to ensure the most effective use of federal gas tax revenues.

5. That the City work with the Province of Manitoba on project selection for funding under the new Manitoba/Winnipeg Infrastructure Program from priorities included in the City's Capital Budget.

6. A. That the Administration identify, investigate and recommend private-public partnership(s) for the police facilities identified in the "Four District Model Building Replacement" capital project; and
   B. That funding for this process, including expressions of interest, be authorized from capital funds already approved for this project in prior years.

Report – Executive Policy Committee – February 15, 2006

DECISION MAKING HISTORY (continued):

EXECUTIVE POLICY COMMITTEE RECOMMENDATION (continued):

7. That the Administration identify, investigate and include private-public partnerships in recommendations for the construction of new arterial roads or expressways identified in the five year capital forecast and report back prior to the development of future capital budgets.

8. That Council authorize the expenditures of $9,888,000.00 prior to the adoption of the 2007 capital budget as a first charge, in accordance with Subsection 288(2) of The City of Winnipeg Charter, for the purchase of diesel electric hybrid transit buses in accordance with agreements to be entered into with the Federation of Canadian Municipalities, of which $6,471,000.00 will be financed from the Transit Bus Replacement Reserve, and that Council approve borrowing authority for the balance of $3,417,000.00 for 2007.

9. That the City Solicitor/Manager of Legal Services be requested to submit the necessary borrowing by-law directly to Council.

10. That the Proper Officers of the City be authorized to do all things necessary to implement the foregoing, including the execution of any documents related thereto.

Letter from the Mayor and the Chairperson of the Standing Committee on Fiscal Issues

February 6, 2006

TO ALL MEMBERS OF COUNCIL:

Re: Preliminary 2006 Capital Budget
- and the -
2007 to 2011 Five Year Forecast

We are pleased to submit a preliminary capital investment plan for the City of Winnipeg for the years 2006 to 2011.

The 2006 Capital Budget and Five Year Forecast begins to address the substantial infrastructure deficit in Winnipeg. Through new strategic partnerships, primarily with the Government of Canada, new funding will be available. This capital plan outlines the next six years of our City's capital priorities by investing over $1.4 billion in the City's infrastructure. Emphasis has been placed on the renewal and improvement of our sewer, water and transportation systems – areas which are vital to our citizens' daily lives. Some of the areas where significant capital investment will occur are:

- $469 million for sewage and solid waste disposal projects
- $284 million for roads and bridges
- $184 million for the water system, of which $100 million is for the new water treatment plant
- $142 million for the transit system, of which $50 million is for transit enhancements and $27 million is for new diesel-electric hybrid buses
- $142 million for land drainage and flood control
- $44 million for the recreation and leisure facilities initiative

The capital plan is fiscally responsible. We will continue to finance the City's share of the tax-supported capital plan on a pay-as-you-go basis. Our "Cash to Capital" investment level of $56 million per year continues in this plan. As a result of the City's commitment to reduce tax-supported debt, our net tax-supported debt has decreased by 43% since 1999.

We have been working with the Federal and Provincial governments to develop strategic partnerships on a number of fronts. This six year plan includes $87 million from these two levels of government from the Canada Strategic Infrastructure Fund, which will go toward the Kenaston Underpass project, three pollution control centres and recreation and leisure facilities. We recognize a strong infrastructure base is a key component in supporting a dynamic and competitive economy.

The six year capital plan reflects $130 million from the Government of Canada, which represents the City's share of federal gas tax revenue. This introduction of federal gas tax revenue enables strategic investment in wastewater and transit projects. City capital funding for roads and bridges has dramatically increased over the 2005 level by 88%. The City plans on spending $73.5 million on improving and maintaining roads and bridges in 2006, as the City's commitment to roads and bridges is a priority.

The 2006 Capital Budget also includes a new $1 million riverbank stabilization program, a $1 million contribution to the Affordable Housing Initiative and an extension of the City-wide Accessibility program.

The Province of Manitoba continues its commitment to City capital projects through the new framework of the Building Manitoba Fund with approximately $60 million going toward roads and transit over the 6 year period. The City will also work with the Province to select projects for funding under the new Manitoba/Winnipeg Infrastructure Program totalling $70 million over six years, from the priorities included in the City's Capital Budget.

During the coming weeks, there will be further opportunity for all Members of Council and the general public to contribute to the capital budget process. We encourage you to participate actively in the budget review process to develop a final capital investment plan for Winnipeg for the next six years.

Respectfully submitted,



Sam Katz,
Mayor



Mike O'Shaughnessy, Chairperson,
Standing Committee on Fiscal Issues

RECOMMENDATIONS

1. That the 2006 Capital Budget totalling $307,583,000, requiring borrowing authority totalling $93,560,000 for the Waterworks System, Local Improvements and the Transit System (loan from the Federation of Canadian Municipalities), and the 2007 to 2011 Five Year Capital Forecast be reviewed and submitted to Council for adoption.

2. That the transfers from utility operations, reserves and other funds outlined in the capital budget submission be approved, with cash flows to be determined by the Chief Administrative Officer.

3. a) That the City establish a Public Transit Reserve, in accordance with Section 289(1) of the City of Winnipeg Charter, dedicated for Government of Canada Federal Gas Tax (Bill C-66) Funds, for eligible projects;
   b) That the Fund Manager for the Public Transit Reserve be the Director of Transit; and
   c) That the Public Transit Reserve be terminated once eligible projects have been completed.

4. That the Director of Water and Waste be given the authority to redistribute federal gas tax revenue and retained earnings as sources of financing for approved capital projects, provided the total approved financing is not exceeded, to ensure the most effective use of federal gas tax revenues.

5. That the City work with the Province on project selection for funding under the new Manitoba/Winnipeg Infrastructure Program from priorities included in the City's Capital Budget.

6. a) That the administration identify, investigate and recommend private-public partnership(s) for the police facilities identified in the "Four District Model Building Replacement" capital project; and
   b) That funding for this process, including expressions of interest, be authorized from capital funds already approved for this project in prior years.

7. That the administration identify, investigate and include private-public partnerships in recommendations for the construction of new arterial roads or expressways identified in the five year capital forecast and report back prior to the development of future capital budgets.

8. That Council authorize the expenditures of $9,888,000 prior to the adoption of the 2007 capital budget as a first charge, in accordance with Subsection 288(2) of The City of Winnipeg Charter, for the purchase of diesel electric hybrid transit buses in accordance with agreements to be entered into with the Federation of Canadian Municipalities, of which $6,471,000 will be financed from the Transit Bus Replacement Reserve, and that Council approve borrowing authority for the balance of $3,417,000 for 2007.

9. That the City Solicitor/Manager of Legal Services be requested to submit the necessary borrowing by-law directly to Council.

10. That the Proper Officers of the City be authorized to do all things necessary to implement the foregoing, including the execution of any documents related thereto.

Preliminary 2006 Capital Budget

and

2007 to 2011

Five Year Capital Forecast



Executive Policy Committee
February 6, 2006

Winnipeg

POLICIES USED TO DEVELOP THE BUDGET

- **Policies used to develop the budget**
  - **Plan Winnipeg**
  - **Financial Management Plan**
  - **Capital Priority Rating System**



Winnipeg

THE CHALLENGE

Balancing…….

Infrastructure needs/ Protecting the environment

Fiscal responsibility



Winnipeg

HIGHLIGHTS

- **Capital investment plan:**
  - **$1.4 billion over the next 6 years**
  - **$307.6 million in 2006**
  - **Enhanced investment in roads and bridges, transit, and community facilities**
- **Fiscal responsibility – pay-as-you-go for tax-supported capital program**
- **Strategic partnerships**

Winnipeg

STRATEGIC PARTNERSHIPS

- **New Federal Gas Tax Revenue**
- **Canada Strategic Infrastructure Fund**
  - **Kenaston Underpass**
  - **Recreation and leisure facilities**
  - **Wastewater collection and treatment projects**
- **Manitoba / Winnipeg Infrastructure Program replacing the former Urban Capital Projects Allocation**
- **Provincial Building Manitoba Fund replacing former capital grants**
- **Federation of Canadian Municipalities**

Winnipeg

AREAS OF MAJOR CAPITAL INVESTMENT

The six year plan includes:

- **$469 million for sewage and solid waste disposal projects**
- **$284 million for roads and bridges**
- **$184 million for the water system**
- **$142 million for the transit system**
- **$142 million for land drainage and flood control**
- **$44 million for the recreation and leisure facilities initiative**



Winnipeg

PROTECTING OUR ENVIRONMENT

- **Upgrades for wastewater collection and treatment**
- **Water treatment plant**
- **Combined sewer overflow management**
- **Land drainage and flood protection**
- **Diesel – electric hybrid transit buses**
- **Pedestrian and cycle facilities**
- **Reforestation**



Winnipeg

HOW CAPITAL DOLLARS ARE SPENT

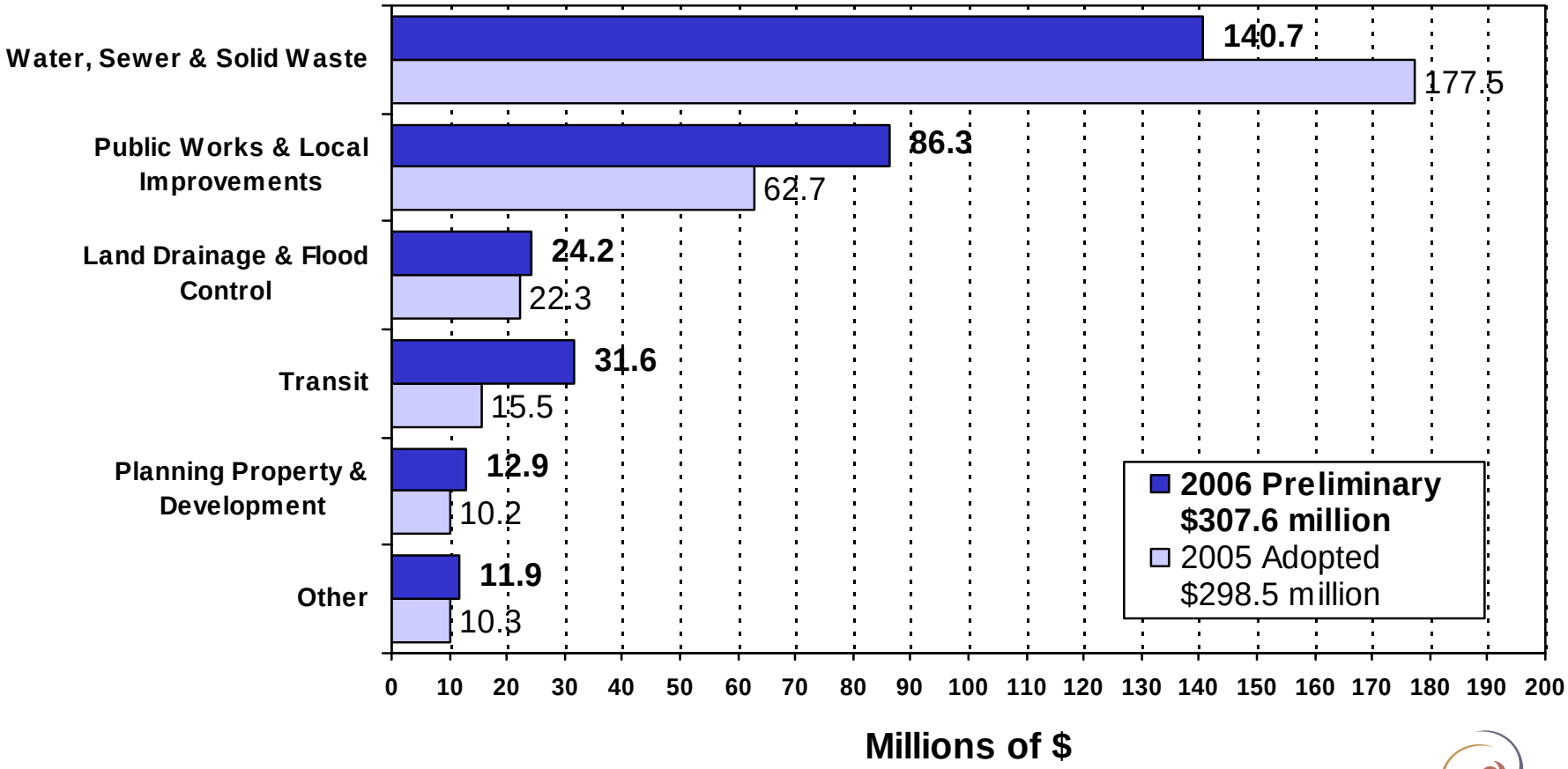

Winnipeg

SOURCES OF CAPITAL FUNDING

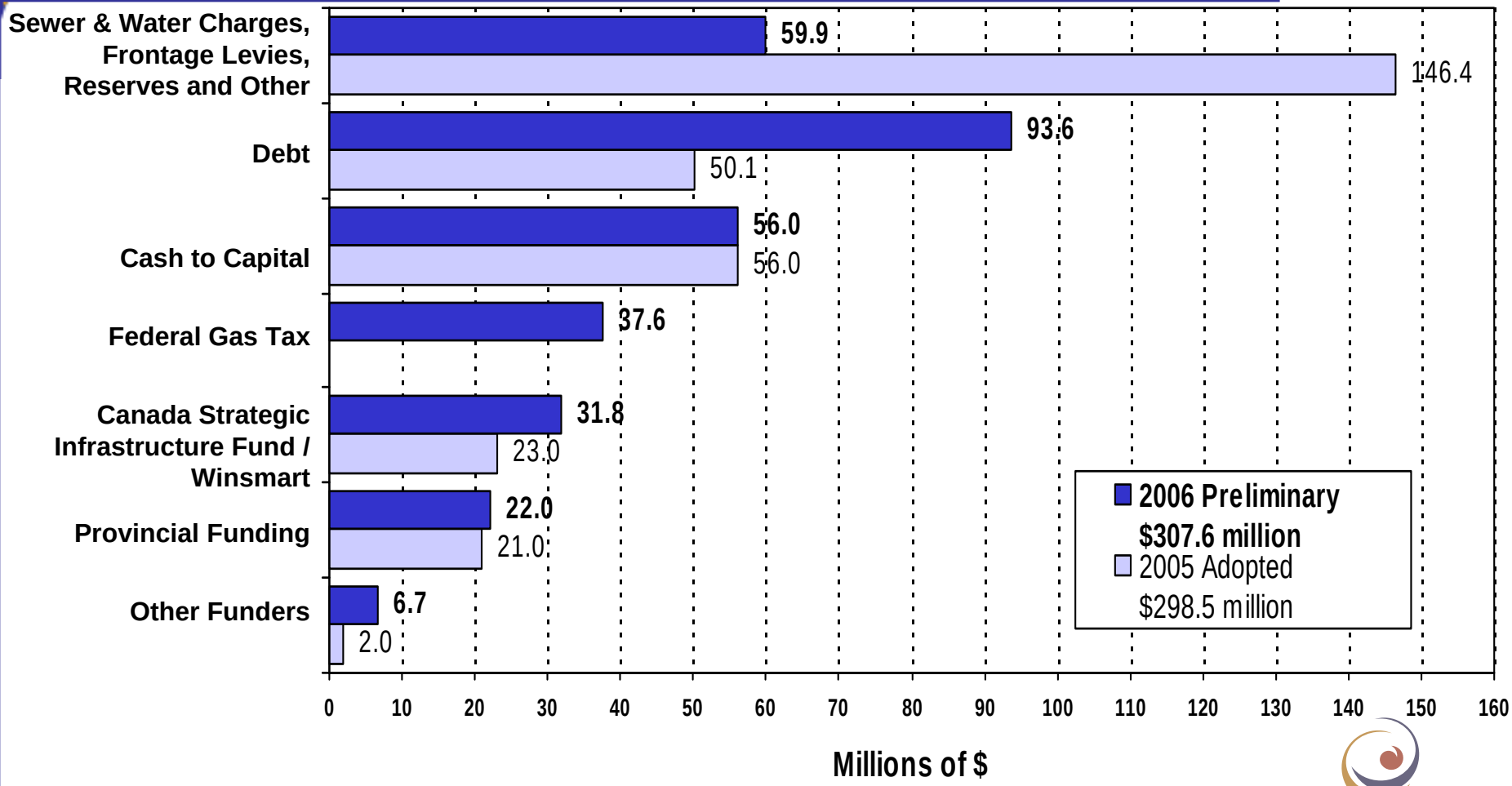

Winnipeg

TOTAL NET DEBENTURE DEBT

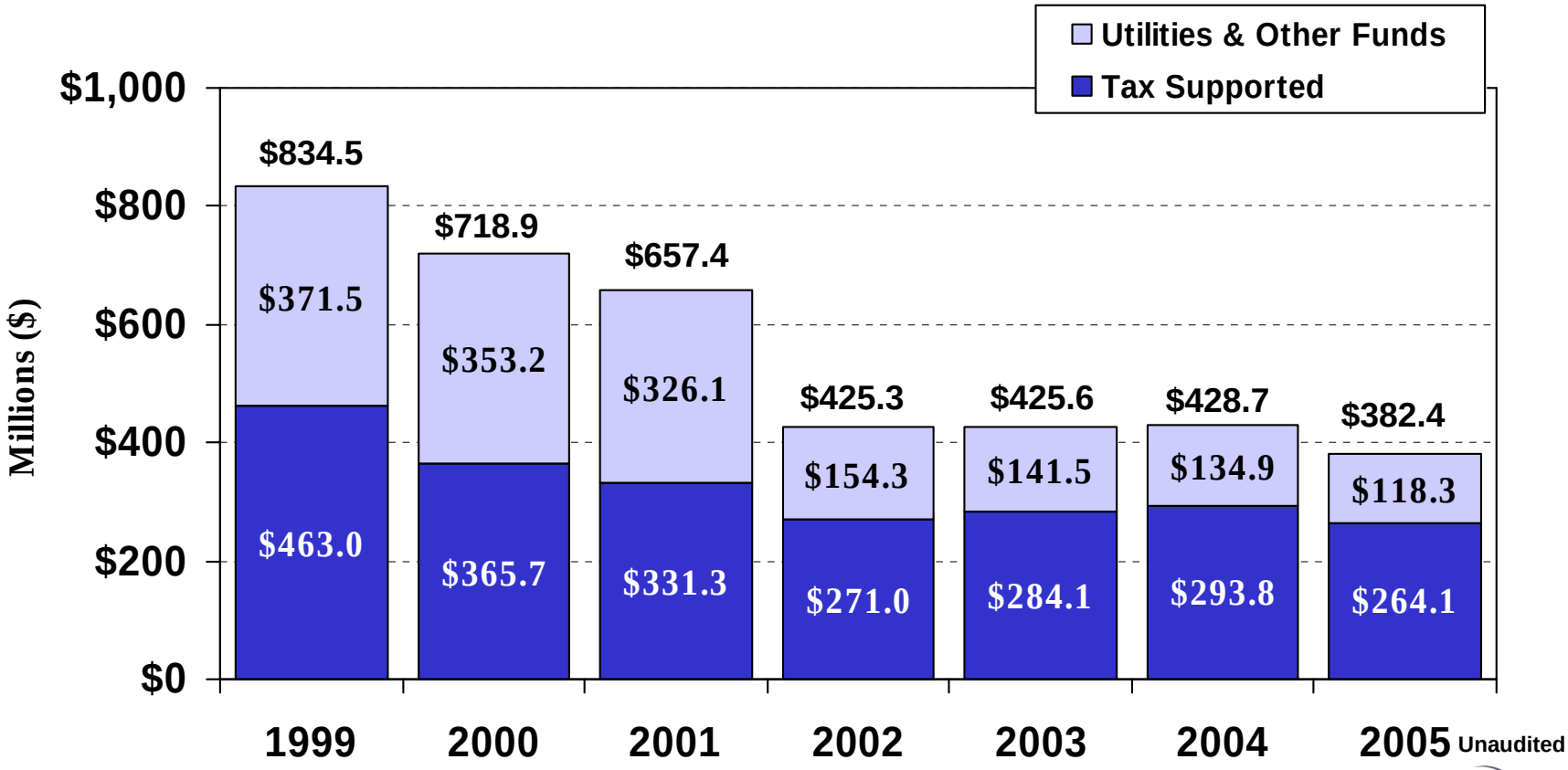

Notes: Net debenture debt decreased by 54% from 1999 to 2005. Net Tax-supported debenture debt decreased by 43% from 1999 to 2005. Civic Accommodations and Transit included in Utilities and Other Funds.

Winnipeg

CREDIT RATING

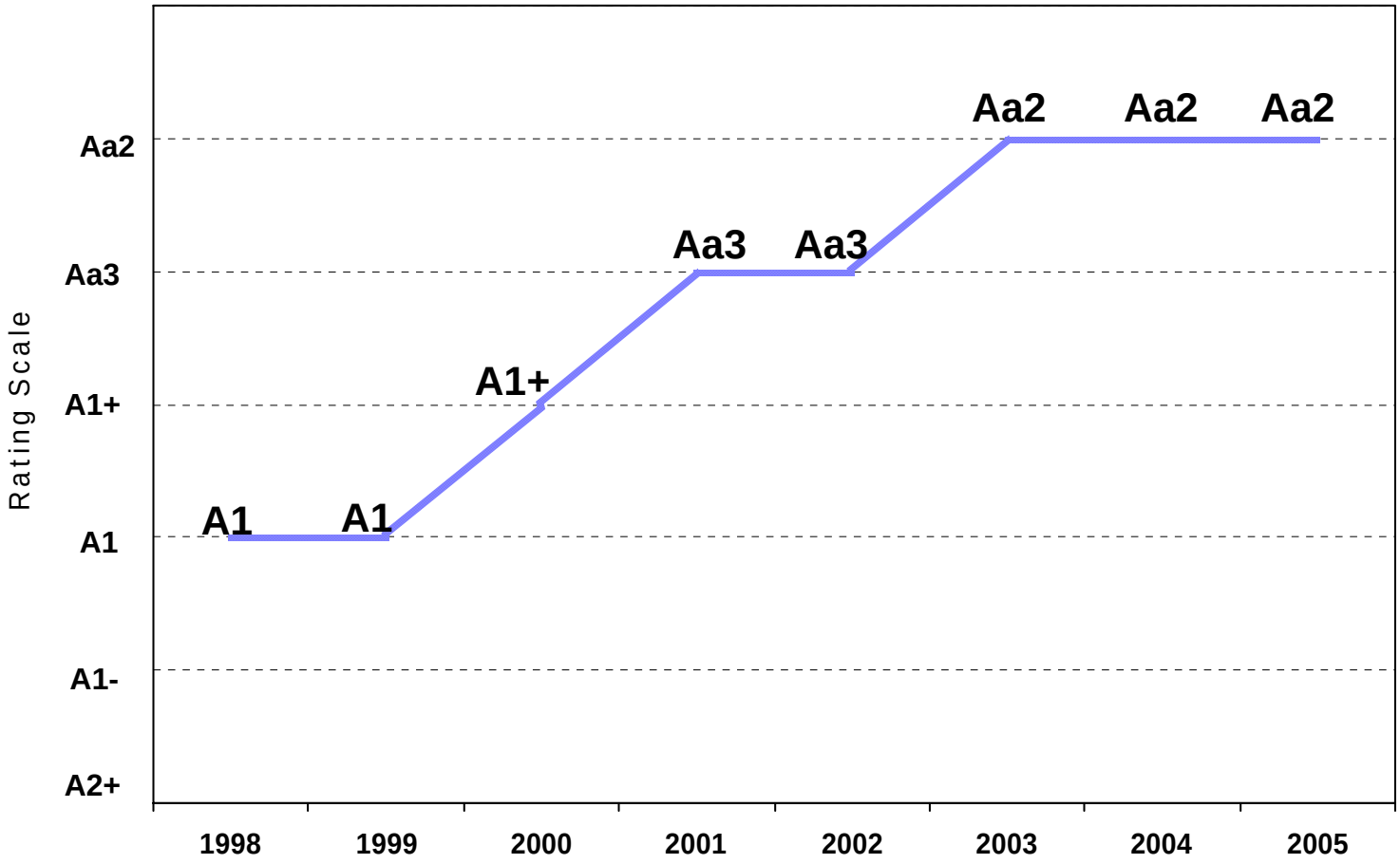

Source Moody's Investors Service

Winnipeg

Winnipeg

The City of Winnipeg

Capital Projects Summary

Preliminary 2006 Capital Budget

and

2007 to 2011 Five Year Forecast

February 6, 2006

Table of Contents

Summary of Capital Program **1**

Summary of Financing Sources **2**

Tax-Supported

Public Works 3
Local Improvements 7
Community Services 8
Winnipeg Police Service 9
Fire Paramedic Service 9
Planning, Property and Development 10
Civic Accommodations 11
City Clerks 12
Corporate Information Technology 12
Property Assessment 12
Other Projects 12
Transit 13
Land Drainage and Flood Control 14

Utilities

Waterworks System 15
Sewage Disposal System 17
Solid Waste Disposal System 22

Appendix 1

Regional and Local Streets 23

Appendix 2

Transit Improvements 25

CAPITAL PROJECTS SUMMARY *(in Thousands of $)*	PRELIMINARY CAPITAL						
	2006 BUDGET	FORECAST 2007	2008	2009	2010	2011	2006-2011 6 YEAR TOTAL BUDGET
SUMMARY OF CAPITAL PROGRAM							
TAX-SUPPORTED							
Public Works	80,545	63,435	59,513	75,910	47,687	38,253	365,343
Local Improvements	5,729	700	700	700	700	700	9,229
Land Drainage and Flood Control	24,224	25,830	23,579	23,130	22,805	22,730	142,298
Community Services & Community Incentive Grants	2,854	3,524	3,203	8,403	2,853	3,893	24,730
Winnipeg Police Service		250	9,158	300	927	500	11,135
Fire Paramedic Service	1,720		1,600		2,600		5,920
Planning, Property and Development (excluding Civic Accommodations)	4,100	2,950	2,700	2,865	2,300	1,950	16,865
City Clerks	925			1,850	400	200	3,375
Corporate Information Technology	4,996	2,549	2,414	2,564	2,419	2,419	17,361
Property Assessment		1,000	500	1,000			2,500
Other Projects	1,500	1,700	2,575	2,400	1,500	1,500	11,175
Tax-Supported General	126,593	101,938	105,942	119,122	84,191	72,145	609,931
Civic Accommodations	8,769	12,709	4,933	7,159	10,675	6,306	50,551
Transit	31,552	33,003	18,743	22,916	17,462	18,147	141,823
Total Tax-Supported Including Transit and Civic Accommodations	166,914	147,650	129,618	149,197	112,328	96,598	802,305
UTILITIES							
Waterworks System	109,485	14,775	13,725	15,325	16,725	14,125	184,160
Sewage Disposal System	30,454	40,263	65,318	112,904	80,813	129,556	459,308
Solid Waste Disposal System	730	1,700	600	980	5,700		9,710
Total Utilities	140,669	56,738	79,643	129,209	103,238	143,681	653,178
TOTAL CAPITAL PROGRAM	307,583	204,388	209,261	278,406	215,566	240,279	1,455,483

CAPITAL PROJECTS SUMMARY *(in Thousands of $)*	PRELIMINARY CAPITAL						
	2006 BUDGET	FORECAST					2006-2011 6 YEAR TOTAL BUDGET
		2007	2008	2009	2010	2011	
SUMMARY OF FINANCING SOURCES							
Cash to Capital (Equity in Capital Assets)	56,000	56,000	56,000	56,000	56,000	56,000	336,000
Frontage Levy	26,380	26,380	26,380	26,380	26,380	26,380	158,280
Reserves:							
- Transit Bus Replacement	7,160	7,560	5,856	7,374	8,597	9,882	46,429
- Water Treatment	16,000						16,000
- Environmental	(4,007)	10,755	8,000	11,490	12,600	21,000	59,838
- Land Dedication	275						275
- General Purpose - payment from / (repayment to)	2,770	2,338	1,584	1,085	736	(9,000)	(487)
Repayment of Interim Financing	(3,544)	(916)	(600)	(145)			(5,205)
Contributions from Other Levels of Government:							
- Canada Strategic Infrastructure Fund	30,965	5,125	5,125	24,246	21,539		87,000
- Federal Gas Tax (including Bill C-66 - Transit)	37,640	30,773	20,514	41,029			129,956
- Winsmart - Urban Transportation Showcase	833						833
- Manitoba Winnipeg Infrastructure Program	11,670	11,666	11,666	11,666	11,666	11,666	70,000
- Building Manitoba Fund	10,350	9,840	9,840	9,840	9,840	9,840	59,550
Other Funders:							
- Federation of Canadian Municipalities Grant (FCM)	3,000						3,000
- Developers	3,357	1,100	500	500	875		6,332
- Red River Community Centre	325						325
Utilities Retained Earnings	23,500	32,800	45,300	34,020	21,500	31,075	188,195
Debt (Utilities, Local Improvements, Transit - FCM Loan)	93,560	4,047	18,173	49,054	45,833	83,436	294,103
Other	(8,651)	6,920	923	5,867			5,059
TOTAL FINANCING SOURCES	307,583	204,388	209,261	278,406	215,566	240,279	1,455,483

CAPITAL PROJECTS SUMMARY *(in Thousands of $)*	PRELIMINARY CAPITAL						
	2006 BUDGET	FORECAST 2007	2008	2009	2010	2011	2006-2011 6 YEAR TOTAL BUDGET
CAPITAL PROJECTS LISTING							
PUBLIC WORKS							
Regional Streets							
New Transportation Facilities							
Chief Peguis Trail - Henderson Hwy to Lagimodiere Blvd				800			800
Street Improvements							
Pedestrian and Cycle Facilities - Various Locations	100	100					200
Developer Payback - Ravenhurst Street	1,000						1,000
Kenaston Blvd - Academy Rd to Taylor Ave							
- Equity in Capital Assets Fund	100	100	100		100	100	500
- Transfer from Sewage Disposal System Retained Earnings				100			100
Total Kenaston Blvd - Academy Rd to Taylor Ave	100	100	100	100	100	100	600
Traffic Engineering Improvement - Various Locations							
- Equity in Capital Assets Fund	389	500	500		500	500	2,389
- Transfer from Sewage Disposal System Retained Earnings	211			500			711
Total Traffic Engineering Improvement - Various Locations	600	500	500	500	500	500	3,100
St Anne's Rd - Novavista Dr to Southglen Blvd							
- Equity in Capital Assets Fund			100				100
- Frontage Levy	169						169
- Transfer from Sewage Disposal System Retained Earnings	1,908						1,908
- Developer Funding	1,357						1,357
Total St Anne's Rd - Novavista Dr to Southglen Blvd	3,434		100				3,534
Total Street Improvements	5,234	700	700	1,400	600	600	9,234

CAPITAL PROJECTS SUMMARY *(in Thousands of $)*	PRELIMINARY CAPITAL						
	2006 BUDGET	FORECAST 2007	2008	2009	2010	2011	2006-2011 6 YEAR TOTAL BUDGET
Regional and Local Streets (see Appendix 1)							
- Equity in Capital Assets Fund	14,970	17,308	12,595	22,697	19,221	18,583	105,374
- Frontage Levy	15,461	13,970	17,460	19,580			66,471
- Transfer from Sewage Disposal System Retained Earnings				6,440			6,440
- Provincial Building Manitoba Fund - Roads (including provincial funding adjustment of $510,000 for 2005)	6,510	6,000	6,000	6,000	6,000	6,000	36,510
Total Regional and Local Streets	36,941	37,278	36,055	54,717	25,221	24,583	214,795
Waterway Crossings and Grade Separations							
Disraeli Bridge and Overpass Facility	3,411	1,789					5,200
Waterway Crossing and Grade Separations - Annual Program							
- Equity in Capital Assets Fund	100	4,500	8,000		7,000	7,000	26,600
- Transfer from Sewage Disposal System Retained Earnings				8,300			8,300
Total Waterway Crossing and Grade Separations - Annual Program	100	4,500	8,000	8,300	7,000	7,000	34,900
Maryland Twin Bridges Rehabilitation							
- Frontage Levy	3,950						3,950
Total Maryland Twin Bridges Rehabilitation	3,950						3,950

CAPITAL PROJECTS SUMMARY *(in Thousands of $)*	PRELIMINARY CAPITAL						
	2006 BUDGET	FORECAST 2007	2008	2009	2010	2011	2006-2011 6 YEAR TOTAL BUDGET
Provencher Paired Bridges							
- Equity in Capital Assets Fund	2,100						2,100
- Repayment of Interim Financing	(2,100)						(2,100)
Total Provencher Paired Bridges							
Redwood Bridge (first calls on 2006 Capital Budget - $1,581,000 Council March 22, 2005, $1,000,000 Council September 28, 2005, $1,500,000 Council December 14, 2005).							
- Equity in Capital Assets	2,500						2,500
- Transfer from Sewage Disposal System Retained Earnings	1,581						1,581
Total Redwood Bridge	4,081						4,081
Kenaston Boulevard / CN Mainline Grade Separation Project (first call on 2006 Capital Budget December 13, 2004).							
- Equity in Capital Assets Fund	4,232						4,232
- Canada Strategic Infrastructure Fund (CSIF)	3,000						3,000
Total Kenaston Boulevard / CN Mainline Grade Separation Project	7,232						7,232
Total Waterway Crossings and Grade Separations	**18,774**	**6,289**	**8,000**	**8,300**	**7,000**	**7,000**	**55,363**
Other Streets Projects							
Asset Management System - Various Divisions	200	200	100		100	100	700
Land Drainage Sewers - Regional / Local Streets	100	250	150	150	150	150	950
Sand / Salt Storage Facility		1,000					1,000
City-wide Accessibility Program	250	250	250	250	250	250	1,500
Total Other Streets Projects	**550**	**1,700**	**500**	**400**	**500**	**500**	**4,150**
TOTAL STREETS PROJECTS	**61,499**	**45,967**	**45,255**	**64,817**	**33,321**	**32,683**	**283,542**

CAPITAL PROJECTS SUMMARY *(in Thousands of $)*	PRELIMINARY CAPITAL						
	2006 BUDGET	FORECAST 2007	2008	2009	2010	2011	2006-2011 6 YEAR TOTAL BUDGET
Parks and Open Space							
Reforestation - Improvements	383	383	383	383	383	383	2,298
Athletic Fields - Improvements	200	200	200	200	200	200	1,200
Parks - Improvements	200	900	1,000	900	808	262	4,070
Playground Replacements		250	250	250	250	250	1,250
Pathway / Roadway / Tennis Court Upgrading		150	150	150			450
Total Parks and Open Space	783	1,883	1,983	1,883	1,641	1,095	9,268
Building Services							
Community Centres - Refurbishing and Improvements	385	500	500	500	500	500	2,885
Arenas	525	525	525	525	525	525	3,150
Indoor Aquatic Facilities	2,650	2,650	2,450	2,450	2,450	2,450	15,100
Outdoor Aquatic Facilities	395	450	450	450	450	450	2,645
Community Facilities	200	200	200	200	200	200	1,200
A/C Plant Refurbishing - Ozone Depletion Act Compliance	200	200					400
Fire / Life Safety Replacement / Asbestos Abatement	225	225	225	225	225	225	1,350
Security / Building Automation Systems Initiatives	125	125	125	125	125	125	750

CAPITAL PROJECTS SUMMARY *(in Thousands of $)*	PRELIMINARY CAPITAL						
	2006 BUDGET	FORECAST 2007	2008	2009	2010	2011	2006-2011 6 YEAR TOTAL BUDGET
Red River Community Centre ($114,358 first call on 2006 Capital Budget Council March 23, 2005).							
- Equity in Capital Assets Fund	115						115
- Land Dedication Reserve (Lord Selkirk - West Kildonan Community Committee March 15, 2005)	275						275
- Red River Community Centre Funding	325						325
- Canada / Manitoba Infrastructure Program (reallocation of surplus)	478						478
Total Red River Community Centre	1,193						1,193
Recreation and Leisure Facilities (Council June 29, 2005)							
- Equity in Capital Assets Fund					860	9,000	9,860
- General Purpose Reserve	2,797	2,368	1,752	1,097	986	(9,000)	
- Transfer from Sewage Disposal Utility Capital Program	9,568	3,217	923		3,292		17,000
- Canada Strategic Infrastructure Fund - Province		5,125	5,125	3,638	3,112		17,000
Total Recreation and Leisure Facilities	12,365	10,710	7,800	4,735	8,250		43,860
Total Building Services	18,263	15,585	12,275	9,210	12,725	4,475	72,533
TOTAL PUBLIC WORKS	80,545	63,435	59,513	75,910	47,687	38,253	365,343
LOCAL IMPROVEMENTS - Ongoing Program							
- Equity in Capital Assets Fund	1,721	986	670	215	70	70	3,732
- Interim Financing	(1,444)	(916)	(600)	(145)			(3,105)
- External Debt	5,452	630	630	630	630	630	8,602
LOCAL IMPROVEMENTS	5,729	700	700	700	700	700	9,229

CAPITAL PROJECTS SUMMARY *(in Thousands of $)*	PRELIMINARY CAPITAL						
	2006 BUDGET	FORECAST					2006-2011 6 YEAR TOTAL BUDGET
		2007	2008	2009	2010	2011	
COMMUNITY SERVICES							
Community Incentive Grant Program	1,393	1,393	1,393	1,393	1,393	1,393	8,358
Library Replacement - Various	611	360		3,000			3,971
Library Shelving and Furniture Replacement Program		329		500			829
Integrated Property Based Information Systems					500		500
Vehicle Guidance System & Office "Anti-Pesticide Registration" Management Software Package			160	160	160		480
Renovate and Refurbish Various Library Branches			1,250				1,250
Imaging and Document Management				750			750
Library Technology Upgrade and Replacement					500		500
Insect Control - Secure Yard ($100,000 first call on 2006 Capital Budget Council December 14, 2005)	150						150
Recreational Facility Safety & Accessibility Improvements	200	200	400	600	300		1,700
Assiniboine Park Amenities Improvements / Development	500	1,242		2,000		2,500	6,242
TOTAL COMMUNITY SERVICES	2,854	3,524	3,203	8,403	2,853	3,893	24,730

CAPITAL PROJECTS SUMMARY *(in Thousands of $)*	PRELIMINARY CAPITAL						
	2006 BUDGET	FORECAST					2006-2011 6 YEAR TOTAL BUDGET
		2007	2008	2009	2010	2011	
WINNIPEG POLICE SERVICE							
Renovations - 5th Floor Public Safety Building					500		500
Automated Fingerprint Identification System (AFIS) - Palm Print Update		250					250
Emergency Exit Overpass - 4th Floor Public Safety Building to Parkade				300			300
Replace Voice 2-Way Radio System			8,898				8,898
Wireless E-911 Upgrade			260				260
Automated Fingerprint Identification System (AFIS) Replacement						500	500
Police Priority Dispatch System					427		427
TOTAL WINNIPEG POLICE SERVICE		250	9,158	300	927	500	11,135
FIRE PARAMEDIC SERVICE							
Facilities Replacement and Relocation Program	1,720		1,600		1,900		5,220
Mobile Data Technology for On Scene Fire and EMS Operation					700		700
TOTAL FIRE PARAMEDIC SERVICE	1,720		1,600		2,600		5,920

CAPITAL PROJECTS SUMMARY *(in Thousands of $)*	PRELIMINARY CAPITAL						
	2006 BUDGET	FORECAST					2006-2011 6 YEAR TOTAL BUDGET
		2007	2008	2009	2010	2011	
PLANNING, PROPERTY AND DEVELOPMENT							
Other Planning, Property and Development							
Computer Automation	200	300	185	165	200		1,050
Weather Protected Pedestrian System	1,000	115					1,115
Riverbank Stabilization for City-Owned Riverbanks					150		150
Riverbank Greenway Programs (formerly Pathways)		235	465	200	150	150	1,200
Land Acquisition - Riverbank		300		300			600
Cemeteries - Improvements	400	200	250				850
Riverbank Stabilization - Physical Asset Protection	1,000	1,000	1,000	1,000	1,000	1,000	6,000
Downtown Wayfinding - Mapping, Kiosks, Weather Protected	100						100
Downtown Enhancement Program	400	400	400	400	400	400	2,400
Image Route Enhancements / Streetscaping		400	400	400	400	400	2,000
Expand Property Management and Integrate with Public Works Work Management				100			100
Riverbank Access Park and Dock Network				300			300
Affordable Housing Initiative (transfer to Housing Rehabilitation Investment Reserve)	1,000						1,000
Subtotal Planning, Property and Development (excluding Civic Accommodations)	4,100	2,950	2,700	2,865	2,300	1,950	16,865

CAPITAL PROJECTS SUMMARY *(in Thousands of $)*	PRELIMINARY CAPITAL						
	2006 BUDGET	FORECAST					2006-2011 6 YEAR TOTAL BUDGET
		2007	2008	2009	2010	2011	
Civic Accommodations							
General Building Renovation and Refurbishing	500	500	500		500	500	2,500
Civic Buildings - Barrier Free Access						300	300
Removal of Asbestos	200	100		100	300	100	800
Campus Area Security Upgrades			300				300
Roof Replacement		250	500	500	800	200	2,250
Fire Safety Upgrading - Various Locations	200	200		200	500	200	1,300
Public Safety Building - Exterior Cladding	5,419	6,722	2,133	4,859			19,133
Cooling Plant Refurbishing		150					150
Energy Conservation	200	200	200		300		900
Civic Centre Car Park Tunnel		200	500	500			1,200
Tenant Improvement Prepayment - Major Department	1,000						1,000
Historic Building Stabilization	250	250	400	500	400		1,800
Major Building HVAC Upgrades	250	400	400		900		1,950
Building Envelope - Evaluation and Emergency Repair		1,000		500	1,000		2,500
Elevator and Escalator Repair					800	400	1,200
Winnipeg Police Service - Four District Model Building Replacement					5,175	4,606	9,781
Public Works / Water & Waste Departments Facilities Consolidation							
- Equity in Capital Assets Fund	750						750
- Proceeds from Sale of Surplus Properties		2,737					2,737
Total Public Works / Water & Waste Departments Facilities Consolidation	750	2,737					3,487
Subtotal Civic Accommodations	8,769	12,709	4,933	7,159	10,675	6,306	50,551
TOTAL PLANNING, PROPERTY AND DEVELOPMENT	12,869	15,659	7,633	10,024	12,975	8,256	67,416

CAPITAL PROJECTS SUMMARY *(in Thousands of $)*	PRELIMINARY CAPITAL						
	2006 BUDGET	FORECAST					2006-2011 6 YEAR TOTAL BUDGET
		2007	2008	2009	2010	2011	
CITY CLERKS							
Office Automation	200			200		200	600
Corporate Records Centre	575						575
Election Systems	150			150	150		450
Voting Machine Replacement				1,500	250		1,750
TOTAL CITY CLERKS	925			1,850	400	200	3,375
CORPORATE INFORMATION TECHNOLOGY							
Communications Network Infrastructure	610	649	648	648	633	638	3,826
Network Computing Initiatives	204	211	216	216	209	211	1,267
E-Government	1,682	1,689	1,550	1,700	1,577	1,570	9,768
PeopleSoft (formerly Connexus)	2,500						2,500
TOTAL CORPORATE INFORMATION TECHNOLOGY	4,996	2,549	2,414	2,564	2,419	2,419	17,361
PROPERTY ASSESSMENT							
Assessment Automation		1,000	500	1,000			2,500
OTHER PROJECTS							
Special Innovative Capital	1,000	1,200	2,075	1,900	1,000	1,000	8,175
Public Art Strategy	500	500	500	500	500	500	3,000
TOTAL OTHER PROJECTS	1,500	1,700	2,575	2,400	1,500	1,500	11,175

CAPITAL PROJECTS SUMMARY *(in Thousands of $)*	PRELIMINARY CAPITAL						
	2006 BUDGET	FORECAST 2007	2008	2009	2010	2011	2006-2011 6 YEAR TOTAL BUDGET
TRANSIT							
Bus Radio System Replacement with AVL Enhancement	1,659						1,659
Fare Collection System		4,000	2,000	2,500	2,500	2,500	13,500
Innovative Transit Program	700	700	700	700	800	800	4,400
Transit Building Replacement / Refurbishment		100					100
Regular Transit Buses							
- Equity in Capital Assets Fund			3,293	2,393	1,725	1,125	8,536
- Transit Bus Replacement Reserve	750	1,089	5,856	7,374	8,597	9,882	33,548
- Provincial Building Manitoba Fund	3,840	3,840	3,840	3,840	3,840	3,840	23,040
Total Regular Transit Buses	4,590	4,929	12,989	13,607	14,162	14,847	65,124
Diesel-Electric Hybrid Transit Buses							
- Federation of Canadian Municipalities Grant	3,000						3,000
- Federation of Canadian Municipalities Loan (repaid with Government of Canada Bill C-66 funds)	6,808	3,417					10,225
- Transit Bus Replacement Reserve	6,410	6,471					12,881
- Winsmart - Urban Transportation Showcase	833						833
Total Diesel-Electric Hybrid Transit Buses	17,051	9,888					26,939
Transit Improvements (see Appendix 2)							
- Government of Canada (Bill C-66)	14,360	14,360					28,720
Less: Repayment of Federation of Canadian Municipalities Loan	(6,808)	(3,417)					(10,225)
- Federal Gas Tax		2,443	3,054	6,109			11,606
Total Transit Improvements	7,552	13,386	3,054	6,109			30,101
TOTAL TRANSIT	31,552	33,003	18,743	22,916	17,462	18,147	141,823

CAPITAL PROJECTS SUMMARY *(in Thousands of $)*	PRELIMINARY CAPITAL						
	2006 BUDGET	FORECAST 2007	2008	2009	2010	2011	2006-2011 6 YEAR TOTAL BUDGET
WATER & WASTE							
Land Drainage and Flood Control - Tax-Supported Portion							
Land Drainage and Flood Control - Regional							
Financed by Equity in Capital Assets:							
Stormwater Retention Basin Rehabilitation	300	200	200	200	200	200	1,300
Flood Pumping Station Rehabilitation	200	1,000	1,000	1,000	1,000	1,000	5,200
Land Drainage and Combined Sewers Outfall Gate Structures	1,150	1,450	1,450	1,450	1,450	1,450	8,400
Floodplain Management		700		700			1,400
St. Germain / Vermette Land Drainage Project	100	100					200
Seine River Waterway Acquisition	150	150	150	150	150	150	900
Primary Dike Upgrading	300	1,300	800	800	800	1,500	5,500
Land Drainage Safety Upgrading Program		200	200	200	200	100	900
Charleswood & Wilkes South Land Drainage Project		1,300	1,149				2,449
Kildare Trunk Permanent Flood Pumping Station	500						500
Land Drainage Asset Management Strategy		200				200	400
Land Drainage Utility Study and Implementation	500						500
Financed by Frontage Levy and Federal Gas Tax:							
Combined Sewer Flood Relief							
- Frontage Levy					7,200	7,200	14,400
- Federal Gas Tax	7,200	7,200	7,200	7,200			28,800
Total Combined Sewer Flood Relief	7,200	7,200	7,200	7,200	7,200	7,200	43,200
Flood Relief Sewers - Separate							
- Frontage Levy					300	300	600
- Federal Gas Tax	300	300	300	300			1,200
Total Flood Relief Sewers - Separate	300	300	300	300	300	300	1,800

CAPITAL PROJECTS SUMMARY *(in Thousands of $)*	PRELIMINARY CAPITAL						
	2006 BUDGET	FORECAST 2007	2008	2009	2010	2011	2006-2011 6 YEAR TOTAL BUDGET
Financed by Developer Capacity Charges:							
Development Agreement Paybacks	900	1,100	500	500			3,000
Fernbank Ave Land Drainage Sewer					875		875
South Tuxedo Stormwater Retention Basin	1,100						1,100
Total Land Drainage and Flood Control - Regional	12,700	15,200	12,949	12,500	12,175	12,100	77,624
Land Drainage and Flood Control - Residential							
Combined Sewer Renewals							
- Frontage Levy		3,610	120		10,080	10,080	23,890
- Federal Gas Tax	11,080	6,470	9,960	10,080			37,590
Total Combined Sewer Renewals	11,080	10,080	10,080	10,080	10,080	10,080	61,480
Outfall Rehabilitation - Equity in Capital Assets Fund	444	550	550	550	550	550	3,194
Total Land Drainage and Flood Control - Residential	11,524	10,630	10,630	10,630	10,630	10,630	64,674
TOTAL LAND DRAINAGE AND FLOOD CONTROL	24,224	25,830	23,579	23,130	22,805	22,730	142,298
WATER WORKS SYSTEM - Utility Funding							
Financed by Waterworks Retained Earnings:							
Long Term Zebra Mussel Mitigation					1,100		1,100
Saskatchewan Avenue Feedermain					1,300		1,300
GWWD Railway Bridge Replacement		550					550
McPhillips Pumping Station - Natural Gas Engine Replacement	750						750
Water Supervisory Control and Data Acquisition (SCADA) Upgrade						2,600	2,600
Tache Booster Pumping Station Upgrading	300	1,000	800				2,100
Shoal Lake Aqueduct Intake Structure Condition Assessment			200	800	1,000		2,000
Disraeli Feedermain - Red River Crossing Rehabilitation / Replacement				2,500			2,500
Shoal Lake Intake Chloramination Facility					2,100		2,100
Water Pumping Station Power Reliability Study	650						650
General Water Infrastructure Rehabilitation			500	700	300	1,000	2,500

CAPITAL PROJECTS SUMMARY *(in Thousands of $)*	PRELIMINARY CAPITAL						
	2006 BUDGET	FORECAST					2006-2011 6 YEAR TOTAL BUDGET
		2007	2008	2009	2010	2011	
WATER WORKS SYSTEM - Utility Funding (continued)							
Midtown Feedermain - Assiniboine River Crossing Replacement / Rehabilitation			2,500				2,500
Waverley West Feedermain - Phase 1				2,500			2,500
Feedermain Condition Assessment Study - Phase 1			500				500
Water Utility Asset Management Strategy	200	800					1,000
Shoal Lake Aqueduct Asset Preservation	500	750					1,250
Water Supply Valve Replacement Program	1,000	1,300	1,500	1,500	1,500	1,500	8,300
Furnishings for New Water and Waste Office Facility	100						100
Shoal Lake Aqueduct Maintenance / Storage Facility	100				1,500		1,600
Hurst Pumping Station Building - Structural Repairs	100				1,000		1,100
Chlorination Decommision at Regional Pump Stations				100			100
Water Services Building Upgrades / Repairs at 552 Plinguet	150						150
Safety Upgrades - Regional Reservoir Access	500						500
Safety Upgrades - Isolation Valves at Valve and Meter Pits	300	300	300	300			1,200
GIS Database Restructuring and Data Integrity Upgrades	150	150					300
Deacon Booster Pumping Station - Building Upgrades			500				500
Deacon Chemical Feed Facility Upgrading						1,000	1,000
Regional Pumping Stations Structural Upgrades						500	500
Safety Upgrades - Wilkes Reservoir "B" Pit						600	600
Centralized Facilities Renovation / Construction	200	200					400
Asbestos Containing Materials Operations & Maintenance Program	125	125	125	125	125	125	750
Voice Radio System Upgrade - Communications Account	260						260

CAPITAL PROJECTS SUMMARY *(in Thousands of $)*	PRELIMINARY CAPITAL						
	2006 BUDGET	FORECAST 2007	2008	2009	2010	2011	2006-2011 6 YEAR TOTAL BUDGET
WATER WORKS SYSTEM - Utility Funding (continued)							
Watermain Renewals - Frontage Levy	6,800	6,800	6,800	6,800	6,800	6,800	40,800
Water Treatment Plant - Functional & Detailed Design & Construction							
- Water Treatment Reserve	16,000						16,000
- Retained Earnings		2,800					2,800
- External Debt	81,300						81,300
Total Water Treatment Plant	97,300	2,800					100,100
TOTAL WATERWORKS SYSTEM (Utility Supported)	109,485	14,775	13,725	15,325	16,725	14,125	184,160
SEWAGE DISPOSAL SYSTEM - Utility Funding							
Sewage Disposal System - Regional							
Financed by Sewage Disposal System Retained Earnings:							
High River Level (Flood) Protection - SEWPCC		1,700	1,200				2,900
Capacity Study / Preliminary Engineering - SEWPCC	1,000						1,000
Lift Stations Upgrading	750	750	750	750	750	750	4,500
Inflow / Infiltration / Cross-Connection Study and Mitigation	600						600
Sewer System Isolation in Areas Protected by Secondary Dikes	500	500		1,000	1,000		3,000
Boiler Area Upgrades - NEWPCC	1,000						1,000
Raw Sewage Pump Replacement - NEWPCC	2,000						2,000
Surgewell Condition Assessment & Main Pump Hydraulic Rehabilitation - NEWPCC		5,100	5,200				10,300
Waverley West Interceptor Sewer - Phase 1	3,000	5,500	2,000				10,500

CAPITAL PROJECTS SUMMARY *(in Thousands of $)*	PRELIMINARY CAPITAL						
	2006 BUDGET	FORECAST					2006-2011 6 YEAR TOTAL BUDGET
		2007	2008	2009	2010	2011	
SEWAGE DISPOSAL SYSTEM - Utility Funding (continued)							
Upgrading External Power Supply - NEWPCC				1,000		3,000	4,000
South End Water Pollution Control Centre (SEWPCC) Expansion		2,100	21,600				23,700
Septage Acceptance Facility - Wastewater Pollution Control Centres					2,000		2,000
Furnishings for New Water and Waste Office Facility	100						100
Re-roofing at Water Pollution Control Centres	400		400		400		1,200
NEWPCC Digester Gas Compressors Replacement						485	485
GIS Database Restructuring and Data Integrity Upgrades	150	150					300
NEWPCC Sludge Heat Exchangers Replacement						345	345
NEWPCC Head Tank Replacement						345	345
NEWPCC Centrifuge Replacement						6,900	6,900
Miscellaneous Wastewater Treatment Plant Upgrades						500	500
Water Treatment Plant Wastewater Sewer	600						600
Centralized Facilities Renovation / Construction	200	200					400
NEWPCC Chlorine Building Decommissioning and Renovation	350						350
Kildare Wastewater Sewer Upgrading		500					500
St. Boniface Interceptor Extension						5,000	5,000
River Crossings Monitoring and Rehabilitation	2,000	1,500	1,500	1,300	1,300	1,300	8,900
Asbestos Containing Materials Operations & Maintenance Program	125	125	125	125	125	125	750

CAPITAL PROJECTS SUMMARY *(in Thousands of $)*	PRELIMINARY CAPITAL						
	2006 BUDGET	FORECAST 2007	2008	2009	2010	2011	2006-2011 6 YEAR TOTAL BUDGET
SEWAGE DISPOSAL SYSTEM - Utility Funding (continued)							
Financed by Other Sources:							
Environmental Impact Statement and Public Hearings - Environmental Reserve		500			580		1,080
Water Pollution Control Centre Reliability Upgrades							
- Retained Earnings	1,300	5,000	5,000	5,000	5,000	5,000	26,300
- Federal Gas Tax	3,700						3,700
Total Water Pollution Control Centre Reliability Upgrades	5,000	5,000	5,000	5,000	5,000	5,000	30,000
Combined Sewer Overflow (CSO) Management Strategy & Miscellaneous Mitigation							
- Environmental Reserve		7,038	8,000	6,558	8,730	10,076	40,402
- External Debt			2,599				2,599
Total Combined Sewer Overflow (CSO) Management Strategy & Miscellaneous Mitigation		7,038	10,599	6,558	8,730	10,076	43,001
Centrate Nutrient Reduction Treatment - NEWPCC							
- Canada Strategic Infrastructure Fund (CSIF) - Federal	13,778						13,778
- Prior Years' Authorized External Debt	(14,390)						(14,390)
- Transfer to General Capital Fund		(3,217)					(3,217)
- Transfer from other authorized projects	5,404						5,404
- Environmental Reserve	612	3,217					3,829
Total Centrate Nutrient Reduction Treatment - NEWPCC	5,404						5,404
Biosolids - Alternative Disposal Delivery & Management System							
- Environmental Reserve				4,142	3,290	10,924	18,356
- External Debt			7,144	29,201	4,116	2,806	43,267
Total Biosolids - Alternative Disposal Delivery & Management System			7,144	33,343	7,406	13,730	61,623

CAPITAL PROJECTS SUMMARY *(in Thousands of $)*	PRELIMINARY CAPITAL						
	2006 BUDGET	FORECAST 2007	2008	2009	2010	2011	2006-2011 6 YEAR TOTAL BUDGET
SEWAGE DISPOSAL SYSTEM - Utility Funding (continued)							
Effluent Disinfection and Nutrient Removal - WEWPCC							
- Canada Strategic Infrastructure Fund (CSIF) - Federal	**14,187**						**14,187**
- Transfer to General Capital Fund	**(9,568)**						**(9,568)**
- Transfer from other authorized projects	**6,015**						**6,015**
- Environmental Reserve	**(4,619)**						**(4,619)**
Total Effluent Disinfection and Nutrient Removal - WEWPCC	**6,015**						**6,015**
Nutrient Removal - SEWPCC							
- Canada Strategic Infrastructure Fund (CSIF) - Federal				**6,000**	**8,035**		**14,035**
- Canada Strategic Infrastructure Fund (CSIF) - Provincial				**14,608**	**10,392**		**25,000**
- External Debt				**7,223**	**36,387**		**43,610**
- Prior Years' Authorized External Debt		**7,600**	**923**	**5,867**			**14,390**
- Transfer to General Capital Fund			**(923)**		**(3,292)**		**(4,215)**
- Environmental Reserve				**790**			**790**
Total Nutrient Removal - SEWPCC		**7,600**		**34,488**	**51,522**		**93,610**
Nutrient Removal - NEWPCC - External Debt			**7,800**	**12,000**		**80,000**	**99,800**
Total Sewage Disposal System - Regional	**29,194**	**38,263**	**63,318**	**95,564**	**78,813**	**127,556**	**432,708**

CAPITAL PROJECTS SUMMARY *(in Thousands of $)*	PRELIMINARY CAPITAL						
	2006 BUDGET	FORECAST					2006-2011 6 YEAR TOTAL BUDGET
		2007	2008	2009	2010	2011	
SEWAGE DISPOSAL SYSTEM - Utility Funding (continued)							
Sewage Disposal System - Residential							
Wastewater Sewer Renewal							
- Frontage Levy		2,000	2,000		2,000	2,000	8,000
- Federal Gas Tax	1,000			2,000			3,000
Total Wastewater Sewer Renewal	1,000	2,000	2,000	2,000	2,000	2,000	11,000
Voice Radio System Upgrade - Communications Account	260						260
Total Sewage Disposal System - Residential	1,260	2,000	2,000	2,000	2,000	2,000	11,260
Sewer Projects - Federal Gas Tax				15,340			15,340
TOTAL SEWAGE DISPOSAL SYSTEM	30,454	40,263	65,318	112,904	80,813	129,556	459,308

CAPITAL PROJECTS SUMMARY *(in Thousands of $)*	PRELIMINARY CAPITAL						
	2006 BUDGET	FORECAST 2007	2008	2009	2010	2011	2006-2011 6 YEAR TOTAL BUDGET
SOLID WASTE DISPOSAL SYSTEM - Utility Funding							
Financed by Solid Waste Disposal Retained Earnings:							
Brady Landfill Staff Building				560			560
Landfill Cell Excavation		1,000			1,000		2,000
Summit Landfill Closure / Post-Closure	600	600	600	170			1,970
Miscellaneous Land Acquisition		100					100
Voice Radio System Upgrade - Communications Account	130						130
Leachate Treatment Plant							
- Retained Earnings				250			250
- External Debt					4,700		4,700
Total Leachate Treatment Plant				250	4,700		4,950
TOTAL SOLID WASTE DISPOSAL SYSTEM	730	1,700	600	980	5,700		9,710

CAPITAL PROJECTS SUMMARY *(in Thousands of $)*	PRELIMINARY CAPITAL						
	2006 BUDGET	FORECAST					2006-2011 6 YEAR TOTAL BUDGET
		2007	2008	2009	2010	2011	
Regional and Local Streets Program:							
Regional Streets							
Sidewalk and Curb Renewals							
Sidewalk and Curb Renewals - Regional Streets	500	500	500	500	500	500	3,000
Downtown Sidewalks - Various Locations	300						300
Preventative Maintenance - Various Locations	235						235
Major Rehabilitation Works							
Inkster Boulevard - Main Street to Lansdowne Avenue		200					200
Corydon Avenue - Cambridge Street to Kenaston Boulevard	900	300	300	300	300	300	2,400
St. Mary's Road - Dunkirk Drive to Greendell Avenue	2,400						2,400
Portage Avenue (W/B) - McGee Street to Minto Street	2,310						2,310
Hespeler Avenue - Henderson Highway to Redwood Bridge	868						868
Pembina Highway (S/B) - Grant Avenue to Harrow Street	1,600						1,600
Broadway - Osborne Street to Sherbrook Street	1,000						1,000
Oak Point Highway (S/B) - Eagle Drive to Logan Avenue	1,400						1,400
McPhillips Street (N/B) - Mountain Avenue to Mapleglen Drive	1,400						1,400
William Avenue - Sherbrook Street to Arlington Street	1,300						1,300
Chancellor Matheson Drive - Pembina Highway To University Crescent	1,700						1,700
Roblin Boulevard / Grant Avenue (W/B) - Fairmont Road To Dieppe Road	500						500
Ness Avenue (E/B) - Belvidere Street to Ferry Road	1,010						1,010

CAPITAL PROJECTS SUMMARY *(in Thousands of $)*	PRELIMINARY CAPITAL						
	2006 BUDGET	FORECAST					2006-2011 6 YEAR TOTAL BUDGET
		2007	2008	2009	2010	2011	
Mill and Fill Rehabilitation Works							
McPhillips Street (N/B) - Mapleglen Drive to Jefferson Avenue	165						165
Osborne Street - River Avenue to Stradbrook Avenue	80						80
Henderson Highway (S/B) - McLeod Avenue To Kimberly Avenue	365						365
Main Street - Lombard Avenue to York Avenue	715						715
Portage Avenue (E/B) - Cavalier Drive to Banting Drive	295						295
Regent Avenue - Winona Street to Moroz Street	415						415
Osborne Street - Arnold Avenue to Togo Avenue	215						215
Goulet Street - Braemar Avenue to Tache Avenue	255						255
Roblin Boulevard (E/B) - Barker Boulevard to Dieppe Road	980						980
Pembina Highway - McGillivray Boulevard to Chevrier Street	715						715
Regional Street Renewals - Annual Program - Various locations to be identified	2,000	15,364	19,385	37,586	8,090	7,548	89,973
Regional Streets Total	23,623	16,364	20,185	38,386	8,890	8,348	115,796
Local Streets							
Lane Renewals - Various Locations	1,223	749					1,972
Curb Repairs on Local Streets - Various Locations	250	250					500
Sidewalk Renewals on Local Streets - Various Locations	400	400	400	400	400	400	2,400
Local Street Renewals - Various Locations	10,280	16,215	15,470	15,931	15,931	15,835	89,662
Residential Thin Bituminous Overlay (TBO) / Preventative Maintenance	1,000						1,000
Arthur Street - Bannatyne Avenue to McDermot Avenue	65						65
Panet Road / Molson Street Widening - Munroe Avenue to Kimberly Avenue	100	3,300					3,400
Local Streets Total	13,318	20,914	15,870	16,331	16,331	16,235	98,999
Total Regional and Local Streets	36,941	37,278	36,055	54,717	25,221	24,583	214,795

CAPITAL PROJECTS SUMMARY *(in Thousands of $)*	PRELIMINARY CAPITAL						
	2006 BUDGET	FORECAST					2006-2011 6 YEAR TOTAL BUDGET
		2007	2008	2009	2010	2011	
Transit Improvements Program:							
Financed by Federal Gas Tax							
New Bus Stop Upgrade Projects		1,300	2,100	2,100			5,500
Diamond Lanes / Queue Jump Lanes: Implementation		1,143	154	4,009			5,306
Southwestern Corridor: Stage 2 Planning / Design			800				800
Federal Gas Tax Total		2,443	3,054	6,109			11,606
Financed by Government of Canada (Bill C-66)							
On-Board Security Cameras	1,100						1,100
Graham Transit Mall	1,225						1,225
Polo Park Transit Centre	227	398					625
New Bus Stop Upgrade Projects	1,300						1,300
Control Centre / Website Upgrade	200						200
Telebus Upgrade	350						350
Wireless (WAP) Protocol	150						150
Electronic Bus Departure Displays: Prototype Project		300					300
Electronic Bus Departure Displays: Expansion		1,700					1,700
On-Board "Next Stop" Enunciators / Displays	3,000						3,000
Diamond Lanes / Queue Jump Lanes: Implementation		4,145					4,145
Expansion of Actuated Transit Signal Priority		500					500
Southwestern Corridor: Stage 1 Detailed Design		2,600					2,600
Eastern Corridor: Stage 1 Planning / Design		1,300					1,300
Government of Canada (Bill C-66) Total	7,552	10,943					18,495
Total Transit Improvements	7,552	13,386	3,054	6,109			30,101