490 - Schedule referred to in Clause 2 of the Report of the Executive Policy Committee dated March 25, 1998

"A" - Amounts to be raised for school purposes for 1998.

"B" - Calculation of the 1998 Provincial Support Levy mill rates shown in comparison with the year 1997.

"C" - Calculations of the (12) 1998 School Division Special Levy mill rates shown in comparison with the year 1997.

"D" - Tabulation of the 1998 Municipal and School mill rates shown in comparison with the year 1997.

Schedule “A” referred to in Clause 2 of the Report of the Executive Policy Committee dated March 25, 1998

Amounts to be Raised for School Purposes

SCHEDULE "A" Page 1 of 1

				Change		MILL RATES	
PAYABLE TO THE PUBLIC SCHOOLS FINANCE BOARDS		1997	1998	Amount	%	1997	1998*
Provincial Levy on Residential Property		59,442,810	59,888,293	445,483	0.7%	07.939	07.926
Provincial Levy on Other Property		69,503,122	64,866,565	(4,636,557)	-6.7%	17.969	17.984
		128,945,932	124,754,858	(4,191,074)	-3.3%		
PAYABLE TO SCHOOL DIVISIONS							
No.	1 - Winnipeg	92,821,100	92,509,600	-311,500	-0.3%	23.641	25.153
	2 - St. James_Assiniboia	20,782,746	20,908,756	126,010	0.6%	14.857	15.465
	3 - Assiniboine South	16,358,086	17,198,235	840,149	5.1%	18.746	19.207
	4 - St. Boniface	12,183,137	12,910,311	727,174	6.0%	18.274	18.849
	5 - Fort Garry	19,428,350	20,033,217	604,867	3.1%	18.252	18.856
	6 - St Vital	16,850,273	17,545,059	694,786	4.1%	18.096	18.246
	8 - Norwood	4,052,633	3,984,284	-68,349	-1.7%	21.698	21.695
	9 - River East	17,923,637	18,014,894	91,257	0.5%	18.526	18.482
	10 - Seven Oaks	15,610,439	16,821,583	1,211,144	7.8%	20.873	22.368
	12 - Transcona _ Springfield	9,750,082	10,417,156	667,074	6.8%	18.353	18.882
	14 - Seine River	1,519,235	1,665,091	145,856	9.6%	16.979	18.229
	21- Interlake	7,970	7,978	8	0.1%	15.515	16.754
		227,287,688	232,016,164	4,728,476	2.1%		
	Total to be Raised for School Purposes	356,233,620	356,771,022	537,402	0.2%		

Fin/tax
30-Mar-98
bn
school98.xls

1997 mill rates are shown for information purposes only, a direct comparison to 1998 cannot be made due to the reassessment of property.

Schedule “B” referred to in Clause 2 of the Report of the Executive Policy Committee dated March 25, 1998

Schedule "B"
Page 1 of 1

1998 EDUCATION SUPPORT MILL RATE

	RESIDENTIAL				OTHER						
					----Statutory----						
	Residential 1	Residential 2	Residential 3	Total Residential	Pipeline	Railways	Institutional Other	Golf Courses	Other	Total Other	Total
(1) 1998 Assessment	14,090,759,067	1,629,215,850	855,734,065	16,575,708,982	11,170,800	117,522,050	419,726,180	34,064,940	5,070,630,756	5,653,114,726	22,228,823,708
(2) Percentage Share	85.01%	9.83%	5.16%	100.00%	0.20%	2.08%	7.42%	0.60%	89.70%	100.00%	
(3) Portions	45.0	53.0	41.0		50.0	25.0	65.0	9.1	65.0		
(4) Portioned Assessment	6,341,610,810	863,487,100	350,858,100	7,555,956,010	5,585,400	29,380,640	272,822,330	3,099,920	3,295,929,180	3,606,817,470	11,162,773,480
Rate / Levy / % share based on 1998 Budget											
(5) Education Support Mill Rate	7.926	7.926	7.926		17.984	17.984	17.984	17.984	17.984		
(6) Education Support Levy	50,263,393	6,843,999	2,780,901	59,888,293	100,448	528,381	4,906,437	55,749	59,275,550	64,866,565	124,754,858
(7) Percentage Share	83.93%	11.43%	4.64%	100.00%	0.15%	0.81%	7.56%	0.09%	91.38%	100.00%	
(8) 1997 Assessment	13,880,816,177	1,640,330,430	782,233,160	16,303,379,767	10,676,000	95,804,640	458,790,130	59,709,410	5,438,680,819	6,063,660,999	22,367,040,766
(9) Percentage Share	85.14%	10.06%	4.80%	100.00%	0.18%	1.58%	7.57%	0.98%	89.69%	100.00%	
(10) Portions	45.0	57.0	39.0		50.0	25.0	65.0	8.7	65.0		
(11) Portioned Assessment	6,247,135,700	934,991,030	305,079,700	7,487,206,430	5,338,000	23,951,280	298,213,690	5,194,710	3,535,161,080	3,867,858,760	11,355,065,190
Rate / Levy / % share based on 1997 Budget											
(12) Education Support Mill Rate	7.939	7.939	7.939		17.969	17.969	17.969	17.969	17.969		
(13) Education Support Levy	49,597,888	7,422,894	2,422,028	59,442,810	95,919	430,381	5,358,602	93,344	63,524,876	69,503,122	128,945,931
(14) Percentage Share	83.44%	12.49%	4.07%	100.00%	0.14%	0.62%	7.71%	0.13%	91.40%	100.00%	

FinMax
30-Mar-98
bn
ESL98.XLS

Schedule “C” referred to in Clause 2 of the Report of the Executive Policy Committee dated March 25, 1998

"SCHOOL DIVISION 1"

WINNIPEG SCHOOL DIVISION NO. ONE

SCHEDULE "C"
SPECIAL LEVY : PAGE 1

1998 SPECIAL LEVY MILL RATE

	Residential 1	Residential 2	Residential 3	Farm	----STATUTORY---- Pipeline	Railways	Institutional Other	Golf Courses	Other	Total
(1) 1998 Assessment	3,363,163,370	663,103,600	264,500,150	4,324,550	0	27,853,820	104,187,060	0	2,505,055,390	6,932,187,940
(2) Percentage Share	48.52%	9.57%	3.82%	0.06%	0.00%	0.40%	1.50%	0.00%	36.15%	100.00%
(3) Portions	45.0	53.0	41.0	30.0	50.0	25.0	65.0	9.1	65.0	
(4) Portioned Assessment	1,513,664,990	351,446,820	108,447,160	1,297,580	0	6,963,530	67,721,760	0	1,628,297,260	3,677,839,100
(5) Rate / Levy / % Share Based on 1998 budget										
(6) Special Levy Mill Rate	25.153	25.153	25.153	25.153	25.153	25.153	25.153	25.153	25.153	
(7) Special Levy	$38,073,215	$8,839,942	$2,727,771	$32,638	$0	$175,154	$1,703,405	$0	$40,957,475	$92,509,600
(8) Percentage Share	41.15%	9.56%	2.95%	0.04%	0.00%	0.19%	1.84%	0.00%	44.27%	100.00%
(9) 1997 Assessment	3,390,497,165	678,832,770	250,607,600	4,545,060	0	30,472,390	111,194,700	0	2,822,220,946	7,288,370,631
(10) Percentage Share	46.52%	9.31%	3.44%	0.06%	0.00%	0.42%	1.53%	0.00%	38.72%	100.00%
(11) Portions	45.0	57.0	39.0	30.0	50.0	25.0	65.0	8.7	65.0	
(12) Portioned Assessment	1,525,966,070	386,936,600	97,739,020	1,363,750	0	7,618,160	72,276,580	0	1,834,454,320	3,926,354,500
(13) Rate / Levy / % Share Based on 1997 budget										
(14) Special Levy Mill Rate	23.641	23.641	23.641	23.641	23.641	23.641	23.641	23.641	23.641	
(15) Special Levy	$36,075,364	$9,147,568	$2,310,648	$32,240	$0	$180,101	$1,708,691	$0	$43,366,488	$92,821,100
(16) Percentage Share	38.87%	9.86%	2.49%	0.03%	0.00%	0.19%	1.84%	0.00%	46.72%	100.00%

Fin/tax/ bn/98schsp
30-Mar-98

Schedule “C” referred to in Clause 2 of the Report of the Executive Policy Committee dated March 25, 1998 (continued)

ST. JAMES-ASSN. SCHOOL DIVISION TWO

SCHEDULE "C"

"SCHOOL DIVISION 2"

SPECIAL LEVY : PAGE 2

1998 SPECIAL LEVY MILL RATE

	Residential 1	Residential 2	Residential 3	Farm	----STATUTORY---- Pipeline	Railways	Institutional Other	Golf Courses	Other	Total
(1) 1998 Assessment	1,480,723,400	204,019,240	94,147,085	1,956,960	1,434,000	36,139,020	55,660,150	10,356,900	755,983,350	2,640,420,105
(2) Percentage Share	56.08%	7.73%	3.57%	0.07%	0.05%	1.37%	2.11%	0.39%	28.63%	100.00%
(3) Portions	45.0	53.0	41.0	30.0	50.0	25.0	65.0	9.1	65.0	
(4) Portioned Assessment	666,411,650	108,130,350	38,601,310	587,090	717,000	9,034,760	36,179,120	942,480	491,390,890	1,351,994,650
(5) Rate / Levy / % Share Based on 1998 budget										
(6) Special Levy Mill Rate	15.465	15.465	15.465	15.465	15.465	15.465	15.465	15.465	15.465	
(7) Special Levy	$10,306,056	$1,672,236	$596,969	$9,079	$11,088	$139,723	$559,510	$14,575	$7,599,520	$20,908,756
(8) Percentage Share	49.29%	8.00%	2.86%	0.04%	0.05%	0.67%	2.68%	0.07%	36.34%	100.00%
(9) 1997 Assessment	1,455,787,610	199,142,940	81,314,800	2,156,860	1,434,000	6,468,100	68,676,960	21,031,800	844,531,631	2,680,544,701
(10) Percentage Share	54.31%	7.43%	3.03%	0.08%	0.05%	0.24%	2.56%	0.78%	31.52%	100.00%
(11) Portions	45.0	57.0	39.0	30.0	50.0	25.0	65.0	8.7	65.0	
(12) Portioned Assessment	655,189,620	113,511,580	31,714,410	647,070	717,000	1,617,030	44,640,040	1,829,760	548,947,430	1,398,813,940
(13) Rate / Levy / % Share Based on 1997 budget										
(14) Special Levy Mill Rate	14.857	14.857	14.857	14.857	14.857	14.857	14.857	14.857	14.857	
(15) Special Levy	$9,734,152	$1,686,442	$471,181	$9,614	$10,652	$24,024	$663,217	$27,185	$8,156,279	$20,782,746
(16) Percentage Share	46.84%	8.11%	2.27%	0.05%	0.05%	0.12%	3.19%	0.13%	39.26%	100.00%

Fin/tax/ bn/98schsp
30-Mar-98

Schedule “C” referred to in Clause 2 of the Report of the Executive Policy Committee dated March 25, 1998 (continued)

"SCHOOL DIVISION 3"

ASSIN. SOUTH SCHOOL DIVISION THREE

SCHEDULE "C"
SPECIAL LEVY : PAGE 3

1998 SPECIAL LEVY MILL RATE

	Residential 1	Residential 2	Residential 3	Farm	----STATUTORY---- Pipeline	Railways	Institutional Other	Golf Courses	Other	Total
(1) 1998 Assessment	1,586,450,300	41,769,580	167,016,590	15,484,130	261,000	9,842,030	6,156,040	4,418,000	121,839,850	1,953,237,520
(2) Percentage Share	81.22%	2.14%	8.55%	0.79%	0.01%	0.50%	0.32%	0.23%	6.24%	100.00%
(3) Portions	45.0	53.0	41.0	30.0	50.0	25.0	65.0	9.1	65.0	
(4) Portioned Assessment	713,948,280	22,137,970	68,477,270	4,645,330	130,500	2,460,510	4,001,430	402,040	79,196,190	895,399,520
(5) Rate / Levy / % Share Based on 1998 budget										
(6) Special Levy Mill Rate	19.207	19.207	19.207	19.207	19.207	19.207	19.207	19.207	19.207	
(7) Special Levy	$13,712,805	$425,204	$1,315,243	$89,223	$2,507	$47,259	$76,855	$7,722	$1,521,417	$17,198,235
(8) Percentage Share	79.73%	2.47%	7.65%	0.52%	0.01%	0.28%	0.45%	0.04%	8.85%	100.00%
(9) 1997 Assessment	1,549,644,820	42,333,000	149,905,350	17,331,040	292,000	10,509,900	6,421,930	12,315,760	122,189,890	1,910,943,690
(10) Percentage Share	81.09%	2.22%	7.84%	0.91%	0.02%	0.55%	0.34%	0.64%	6.39%	100.00%
(11) Portions	45.0	57.0	39.0	30.0	50.0	25.0	65.0	8.7	65.0	
(12) Portioned Assessment	697,384,400	24,129,650	58,464,540	5,199,400	146,000	2,627,480	4,174,260	1,071,470	79,423,730	872,620,930
(13) Rate / Levy / % Share Based on 1997 budget										
(14) Special Levy Mill Rate	18.746	18.746	18.746	18.746	18.746	18.746	18.746	18.746	18.746	
(15) Special Levy	$13,073,168	$452,334	$1,095,976	$97,468	$2,737	$49,255	$78,251	$20,086	$1,488,811	$16,358,086
(16) Percentage Share	79.92%	2.77%	6.70%	0.60%	0.02%	0.30%	0.48%	0.12%	9.09%	100.00%

Fin/tax/ bn/98schsp
30-Mar-98

Schedule “C” referred to in Clause 2 of the Report of the Executive Policy Committee dated March 25, 1998 (continued)

"SCHOOL DIVISION 4"

ST. BONIFACE SCHOOL DIVISION FOUR

SCHEDULE "C"
SPECIAL LEVY : PAGE 4

1998 SPECIAL LEVY MILL RATE

	Residential 1	Residential 2	Residential 3	Farm	----STATUTORY---- Pipeline	Railways	Institutional Other	Golf Courses	Other	Total
(1) 1998 Assessment	962,251,522	60,843,140	16,468,200	5,458,010	301,000	11,454,200	13,939,760	4,680,690	305,743,990	1,381,140,512
(2) Percentage Share	69.67%	4.41%	1.19%	0.40%	0.02%	0.83%	1.01%	0.34%	22.13%	100.00%
(3) Portions	45.0	53.0	41.0	30.0	50.0	25.0	65.0	9.1	65.0	
(4) Portioned Assessment	433,059,250	32,246,950	6,752,110	1,637,410	150,500	2,863,560	9,060,860	425,940	198,734,910	684,931,490
(5) Rate / Levy / % Share Based on 1998 budget										
(6) Special Levy Mill Rate	18.849	18.849	18.849	18.849	18.849	18.849	18.849	18.849	18.849	
(7) Special Levy	$8,162,734	$607,823	$127,271	$30,864	$2,837	$53,975	$170,788	$8,029	$3,745,990	$12,910,311
(8) Percentage Share	63.23%	4.71%	0.99%	0.24%	0.02%	0.42%	1.32%	0.06%	29.01%	100.00%
(9) 1997 Assessment	932,415,312	61,321,690	14,279,400	6,968,530	295,000	13,131,800	12,931,560	6,617,800	295,448,590	1,343,409,682
(10) Percentage Share	69.41%	4.56%	1.06%	0.52%	0.02%	0.98%	0.96%	0.49%	22.00%	100.00%
(11) Portions	45.0	57.0	39.0	30.0	50.0	25.0	65.0	8.7	65.0	
(12) Portioned Assessment	419,630,550	34,953,490	5,569,080	2,090,580	147,500	3,282,950	8,405,520	575,760	192,042,840	666,698,270
(13) Rate / Levy / % Share Based on 1997 budget										
(14) Special Levy Mill Rate	18.274	18.274	18.274	18.274	18.274	18.274	18.274	18.274	18.274	
(15) Special Levy	$7,668,329	$638,740	$101,769	$38,203	$2,695	$59,993	$153,602	$10,521	$3,509,285	$12,183,137
(16) Percentage Share	62.94%	5.24%	0.84%	0.31%	0.02%	0.49%	1.26%	0.09%	28.81%	100.00%

Fin/tax/ bn/98schsp
30-Mar-98

Schedule “C” referred to in Clause 2 of the Report of the Executive Policy Committee dated March 25, 1998 (continued)

"SCHOOL DIVISION 5"

FORT GARRY SCHOOL DIVISION FIVE

SCHEDULE "C"
SPECIAL LEVY : PAGE 5

1998 SPECIAL LEVY MILL RATE

	Residential 1	Residential 2	Residential 3	Farm	----STATUTORY---- Pipeline	Railways	Institutional Other	Golf Courses	Other	Total
(1) 1998 Assessment	1,202,177,440	172,271,700	81,818,950	9,734,790	256,000	5,468,700	232,288,800	4,920,000	370,338,020	2,079,274,400
(2) Percentage Share	57.82%	8.29%	3.93%	0.47%	0.01%	0.26%	11.17%	0.24%	17.81%	100.00%
(3) Portions	45.0	53.0	41.0	30.0	50.0	25.0	65.0	9.1	65.0	
(4) Portioned Assessment	541,031,160	91,304,020	33,547,070	2,920,760	128,000	1,367,180	150,987,750	447,710	240,720,360	1,062,454,010
(5) Rate / Levy / % Share Based on 1998 budget										
(6) Special Levy Mill Rate	18.856	18.856	18.856	18.856	18.856	18.856	18.856	18.856	18.856	
(7) Special Levy	$10,201,684	$1,721,629	$632,564	$55,074	$2,414	$25,780	$2,847,025	$8,442	$4,538,605	$20,033,217
(8) Percentage Share	50.92%	8.59%	3.16%	0.27%	0.01%	0.13%	14.21%	0.04%	22.67%	100.00%
(9) 1997 Assessment	1,166,832,600	171,427,540	79,923,190	8,922,440	270,000	5,544,000	252,931,560	7,086,000	371,079,110	2,064,016,440
(10) Percentage Share	56.53%	8.31%	3.87%	0.43%	0.01%	0.27%	12.25%	0.34%	17.99%	100.00%
(11) Portions	45.0	53.0	41.0	30.0	50.0	25.0	65.0	9.1	65.0	
(12) Portioned Assessment	525,127,730	97,713,920	31,171,070	2,677,110	135,000	1,386,000	164,405,530	616,470	241,202,100	1,064,434,930
(13) Rate / Levy / % Share Based on 1997 budget										
(14) Special Levy Mill Rate	18.252	18.252	18.252	18.252	18.252	18.252	18.252	18.252	18.252	
(15) Special Levy	$9,584,631	$1,783,474	$568,934	$48,863	$2,464	$25,297	$3,000,730	$11,252	$4,402,705	$19,428,350
(16) Percentage Share	49.33%	9.18%	2.93%	0.25%	0.01%	0.13%	15.45%	0.06%	22.66%	100.00%

Fin/tax/ bn/98schsp
30-Mar-98

Schedule “C” referred to in Clause 2 of the Report of the Executive Policy Committee dated March 25, 1998 (continued)

"SCHOOL DIVISION 6"

ST. VITAL SCHOOL DIVISION SIX

SCHEDULE "C"
SPECIAL LEVY : PAGE 6

1998 SPECIAL LEVY MILL RATE

	Residential 1	Residential 2	Residential 3	Farm	----STATUTORY---- Pipeline	Railways	Institutional Other	Golf Courses	Other	Total
(1) 1998 Assessment	1,515,717,675	143,676,760	114,465,250	17,409,380	347,000	2,677,500	2,099,050	1,459,000	228,947,640	2,026,799,255
(2) Percentage Share	74.78%	7.09%	5.65%	0.86%	0.02%	0.13%	0.10%	0.07%	11.30%	100.00%
(3) Portions	45.0	53.0	41.0	30.0	50.0	25.0	65.0	9.1	65.0	
(4) Portioned Assessment	682,144,380	76,148,780	46,931,890	5,222,940	173,500	669,380	1,364,400	132,780	148,816,950	961,605,000
(5) Rate / Levy / % Share Based on 1998 budget										
(6) Special Levy Mill Rate	18.246	18.246	18.246	18.246	18.246	18.246	18.246	18.246	18.246	
(7) Special Levy	$12,446,406	$1,389,411	$856,319	$95,298	$3,166	$12,214	$24,895	$2,423	$2,714,927	$17,545,059
(8) Percentage Share	70.94%	7.92%	4.88%	0.54%	0.02%	0.07%	0.14%	0.01%	15.48%	100.00%
(9) 1997 Assessment	1,471,719,320	144,662,960	101,456,050	17,627,280	325,000	4,249,100	1,977,640	1,973,000	213,554,420	1,957,544,770
(10) Percentage Share	75.18%	7.39%	5.18%	0.90%	0.02%	0.22%	0.10%	0.10%	10.91%	100.00%
(11) Portions	45.0	53.0	41.0	30.0	50.0	25.0	65.0	9.1	65.0	
(12) Portioned Assessment	662,345,360	82,458,020	39,569,690	5,288,270	162,500	1,062,280	1,285,470	171,650	138,811,180	931,154,420
(13) Rate / Levy / % Share Based on 1997 budget										
(14) Special Levy Mill Rate	18.096	18.096	18.096	18.096	18.096	18.096	18.096	18.096	18.096	
(15) Special Levy	$11,985,802	$1,492,160	$716,053	$95,697	$2,941	$19,223	$23,262	$3,106	$2,512,029	$16,850,273
(16) Percentage Share	71.13%	8.86%	4.25%	0.57%	0.02%	0.11%	0.14%	0.02%	14.90%	100.00%

Fin/tax/ bn/98schsp
30-Mar-98

Schedule “C” referred to in Clause 2 of the Report of the Executive Policy Committee dated March 25, 1998 (continued)

"SCHOOL DIVISION 8"

NORWOOD SCHOOL DIVISION EIGHT

SCHEDULE "C"
SPECIAL LEVY : PAGE 7

1998 SPECIAL LEVY MILL RATE

	Residential 1	Residential 2	Residential 3	Farm	---STATUTORY--- Pipeline	Railways	Institutional Other	Golf Courses	Other	Total
(1) 1998 Assessment	223,642,935	37,809,000	1,806,500	0	0	2,904,360	177,000	2,130,400	94,123,025	362,593,220
(2) Percentage Share	61.68%	10.43%	0.50%	0.00%	0.00%	0.80%	0.05%	0.59%	25.95%	100.00%
(3) Portions	45.0	53.0	41.0	30.0	50.0	25.0	65.0	9.1	65.0	
(4) Portioned Assessment	100,653,730	20,038,850	740,780	0	0	726,090	115,050	193,870	61,180,810	183,649,180
(5) Rate / Levy / % Share Based on 1998 budget										
(6) Special Levy Mill Rate	21.695	21.695	21.695	21.695	21.695	21.695	21.695	21.695	21.695	
(7) Special Levy	$2,183,683	$434,743	$16,071	$0	$0	$15,753	$2,496	$4,206	$1,327,332	$3,984,284
(8) Percentage Share	54.81%	10.91%	0.40%	0.00%	0.00%	0.40%	0.06%	0.11%	33.31%	100.00%
(9) 1997 Assessment	220,198,430	38,309,150	1,825,250	0	0	4,086,850	0	2,767,800	98,248,330	365,435,810
(10) Percentage Share	60.26%	10.48%	0.50%	0.00%	0.00%	1.12%	0.00%	0.76%	26.88%	100.00%
(11) Portions	45.0	53.0	41.0	30.0	50.0	25.0	65.0	9.1	65.0	
(12) Portioned Assessment	99,104,580	21,836,250	711,850	0	0	1,021,740	0	240,800	63,862,200	186,777,420
(13) Rate / Levy / % Share Based on 1997 budget										
(14) Special Levy Mill Rate	21.698	21.698	21.698	21.698	21.698	21.698	21.698	21.698	21.698	
(15) Special Levy	$2,150,371	$473,803	$15,446	$0	$0	$22,170	$0	$5,225	$1,385,618	$4,052,633
(16) Percentage Share	53.06%	11.69%	0.38%	0.00%	0.00%	0.55%	0.00%	0.13%	34.19%	100.00%

Fin/tax/ bn/98schsp
30-Mar-98

Schedule “C” referred to in Clause 2 of the Report of the Executive Policy Committee dated March 25, 1998 (continued)

"SCHOOL DIVISION 9"

RIVER EAST SCHOOL DIVISION NINE

SCHEDULE "C"
SPECIAL LEVY : PAGE 8

1998 SPECIAL LEVY MILL RATE

	Residential 1	Residential 2	Residential 3	Farm	----STATUTORY---- Pipeline	Railways	Institutional Other	Golf Courses	Other	Total
(1) 1998 Assessment	1,630,574,035	192,090,990	26,901,600	6,276,775	617,900	7,533,420	1,938,480	3,249,600	188,332,670	2,057,515,470
(2) Percentage Share	79.25%	9.34%	1.31%	0.31%	0.03%	0.37%	0.09%	0.16%	9.14%	100.00%
(3) Portions	45.0	53.0	41.0	30.0	50.0	25.0	65.0	9.1	65.0	
(4) Portioned Assessment	733,848,060	101,808,330	11,029,920	1,883,090	308,950	1,883,370	1,260,030	295,710	122,417,090	974,734,550
(5) Rate / Levy / % Share Based on 1998 budget										
(6) Special Levy Mill Rate	18.482	18.482	18.482	18.482	18.482	18.482	18.482	18.482	18.482	
(7) Special Levy	$13,562,980	$1,881,622	$203,855	$34,803	$5,710	$34,808	$23,288	$5,465	$2,262,363	$18,014,894
(8) Percentage Share	75.29%	10.44%	1.13%	0.19%	0.03%	0.19%	0.13%	0.03%	12.57%	100.00%
(9) 1997 Assessment	1,606,879,750	192,711,080	26,141,950	6,797,200	600,000	8,054,600	1,735,100	5,662,000	181,965,160	2,030,546,840
(10) Percentage Share	79.14%	9.49%	1.29%	0.33%	0.03%	0.40%	0.09%	0.28%	8.95%	100.00%
(11) Portions	45.0	53.0	41.0	30.0	50.0	25.0	65.0	9.1	65.0	
(12) Portioned Assessment	723,187,630	109,845,310	10,195,400	2,039,190	300,000	2,013,650	1,127,830	492,600	118,278,290	967,479,900
(13) Rate / Levy / % Share Based on 1997 budget										
(14) Special Levy Mill Rate	18.526	18.526	18.526	18.526	18.526	18.526	18.526	18.526	18.526	
(15) Special Levy	$13,397,774	$2,034,994	$188,880	$37,778	$5,558	$37,305	$20,894	$9,126	$2,191,328	$17,923,637
(16) Percentage Share	74.75%	11.35%	1.05%	0.21%	0.03%	0.21%	0.12%	0.05%	12.23%	100.00%

Fin/tax/ bn/98schsp
30-Mar-98

Schedule “C” referred to in Clause 2 of the Report of the Executive Policy Committee dated March 25, 1998 (continued)

"SCHOOL DIVISION 10"

SEVEN OAKS SCHOOL DIVISION TEN

SCHEDULE "C"
SPECIAL LEVY : PAGE 9

1998 SPECIAL LEVY MILL RATE

	Residential 1	Residential 2	Residential 3	Farm	----STATUTORY---- Pipeline	Railways	Institutional Other	Golf Courses	Other	Total
(1) 1998 Assessment	1,226,462,660	95,595,540	56,216,250	8,392,490	0	2,866,100	2,283,600	558,050	187,046,760	1,579,421,450
(2) Percentage Share	77.65%	6.05%	3.56%	0.53%	0.00%	0.18%	0.14%	0.04%	11.85%	100.00%
(3) Portions	45.0	53.0	41.0	30.0	50.0	25.0	65.0	9.1	65.0	
(4) Portioned Assessment	551,973,670	50,665,740	23,049,200	2,517,790	0	716,530	1,484,360	50,790	121,580,980	752,039,060
(5) Rate / Levy / % Share Based on 1998 budget										
(6) Special Levy Mill Rate	22.368	22.368	22.368	22.368	22.368	22.368	22.368	22.368	22.368	
(7) Special Levy	$12,346,547	$1,133,291	$515,565	$56,318	$0	$16,027	$33,202	$1,136	$2,719,497	$16,821,583
(8) Percentage Share	73.40%	6.74%	3.06%	0.33%	0.00%	0.10%	0.20%	0.01%	16.16%	100.00%
(9) 1997 Assessment	1,213,948,220	91,797,100	50,763,550	13,087,070	0	2,571,100	2,029,030	3,950	190,046,800	1,564,246,820
(10) Percentage Share	77.61%	5.87%	3.25%	0.84%	0.00%	0.16%	0.13%	0.00%	12.14%	100.00%
(11) Portions	45.0	53.0	41.0	30.0	50.0	25.0	65.0	9.1	65.0	
(12) Portioned Assessment	546,341,110	52,324,450	19,798,270	3,926,160	0	642,780	1,318,880	340	123,530,930	747,882,920
(13) Rate / Levy / % Share Based on 1997 budget										
(14) Special Levy Mill Rate	20.873	20.873	20.873	20.873	20.873	20.873	20.873	20.873	20.873	
(15) Special Levy	$11,403,778	$1,092,168	$413,249	$81,951	$0	$13,417	$27,529	$7	$2,578,340	$15,610,439
(16) Percentage Share	73.05%	7.00%	2.65%	0.52%	0.00%	0.09%	0.18%	0.00%	16.51%	100.00%

Fin/tax/ bn/98schsp
30-Mar-98

Schedule “C” referred to in Clause 2 of the Report of the Executive Policy Committee dated March 25, 1998 (continued)

"SCHOOL DIVISION 12"

TRANSCONA - SPRINGFIELD SCHOOL DIVISION TWELVE

SCHEDULE "C"
SPECIAL LEVY : PAGE 10

1998 SPECIAL LEVY MILL RATE

	Residential 1	Residential 2	Residential 3	Farm	----STATUTORY---- Pipeline	Railways	Institutional Other	Golf Courses	Other	Total
(1) 1998 Assessment	745,222,760	17,212,300	8,874,450	8,857,991	716,900	7,722,500	224,310	2,292,300	304,974,981	1,096,098,492
(2) Percentage Share	67.99%	1.57%	0.81%	0.81%	0.07%	0.70%	0.02%	0.21%	27.82%	100.00%
(3) Portions	45.0	53.0	41.0	30.0	50.0	25.0	65.0	9.1	65.0	
(4) Portioned Assessment	335,398,990	9,122,560	3,638,620	2,657,420	358,450	1,930,630	145,810	208,600	198,234,350	551,695,430
(5) Rate / Levy / % Share Based on 1998 budget										
(6) Special Levy Mill Rate	18.882	18.882	18.882	18.882	18.882	18.882	18.882	18.882	18.882	
(7) Special Levy	$6,333,004	$172,252	$68,704	$50,177	$6,768	$36,454	$2,753	$3,939	$3,743,105	$10,417,156
(8) Percentage Share	60.79%	1.65%	0.66%	0.48%	0.06%	0.35%	0.03%	0.04%	35.94%	100.00%
(9) 1997 Assessment	719,692,780	18,855,050	4,266,200	10,292,191	693,000	7,530,400	129,640	2,251,300	291,299,412	1,055,009,973
(10) Percentage Share	68.22%	1.79%	0.40%	0.98%	0.07%	0.71%	0.01%	0.21%	27.61%	100.00%
(11) Portions	45.0	53.0	41.0	30.0	50.0	25.0	65.0	9.1	65.0	
(12) Portioned Assessment	323,909,660	10,747,540	1,663,950	3,087,680	346,500	1,882,610	84,270	195,860	189,345,220	531,263,290
(13) Rate / Levy / % Share Based on 1997 budget										
(14) Special Levy Mill Rate	18.353	18.353	18.353	18.353	18.353	18.353	18.353	18.353	18.353	
(15) Special Levy	$5,944,714	$197,250	$30,538	$56,668	$6,359	$34,552	$1,547	$3,595	$3,474,859	$9,750,082
(16) Percentage Share	60.97%	2.02%	0.31%	0.58%	0.07%	0.35%	0.02%	0.04%	35.64%	100.00%

Fin/tax/ bn/98schsp
30-Mar-98

Schedule “C” referred to in Clause 2 of the Report of the Executive Policy Committee dated March 25, 1998 (continued)

"SCHOOL DIVISION 14"

SEINE RIVER SCHOOL DIVISION FOURTEEN

SCHEDULE "C"
SPECIAL LEVY : PAGE 11

1998 SPECIAL LEVY MILL RATE

	Residential 1	Residential 2	Residential 3	Farm	----STATUTORY---- Pipeline	Railways	Institutional Other	Golf Courses	Other	Total
(1) 1998 Assessment	154,243,870	824,000	23,519,040	6,153,290	7,237,000	2,181,600	748,080	0	8,231,480	203,138,360
(2) Percentage Share	75.93%	0.41%	11.58%	3.03%	3.56%	1.07%	0.37%	0.00%	4.05%	100.00%
(3) Portions	45.0	53.0	41.0	30.0	50.0	25.0	65.0	9.1	65.0	
(4) Portioned Assessment	69,418,550	436,730	9,642,770	1,845,990	3,618,500	545,400	486,260	0	5,350,550	91,344,750
(5) Rate / Levy / % Share Based on 1998 budget										
(6) Special Levy Mill Rate	18.229	18.229	18.229	18.229	18.229	18.229	18.229	18.229	18.229	
(7) Special Levy	$1,265,431	$7,961	$175,778	$33,651	$65,962	$9,942	$8,864	$0	$97,502	$1,665,091
(8) Percentage Share	76.00%	0.48%	10.56%	2.02%	3.96%	0.60%	0.53%	0.00%	5.85%	100.00%
(9) 1997 Assessment	153,087,870	937,150	21,749,820	6,327,480	6,767,000	2,168,800	740,810	0	8,086,880	199,865,810
(10) Percentage Share	76.59%	0.47%	10.88%	3.17%	3.39%	1.09%	0.37%	0.00%	4.04%	100.00%
(11) Portions	45.0	53.0	41.0	30.0	50.0	25.0	65.0	9.1	65.0	
(12) Portioned Assessment	68,898,440	534,220	8,482,420	1,898,250	3,383,500	542,200	481,530	0	5,256,560	89,477,120
(13) Rate / Levy / % Share Based on 1997 budget										
(14) Special Levy Mill Rate	16.979	16.979	16.979	16.979	16.979	16.979	16.979	16.979	16.979	
(15) Special Levy	$1,169,827	$9,071	$144,023	$32,230	$57,448	$9,206	$8,176	$0	$89,254	$1,519,235
(16) Percentage Share	77.00%	0.60%	9.48%	2.12%	3.78%	0.61%	0.54%	0.00%	5.87%	100.00%

Fin/tax/ bn/98schsp
30-Mar-98

Schedule “C” referred to in Clause 2 of the Report of the Executive Policy Committee dated March 25, 1998 (continued)

"SCHOOL DIVISION 21"

INTERLAKE SCHOOL DIVISION TWENTY-ONE

SCHEDULE "C"
SPECIAL LEVY : PAGE 12

1998 SPECIAL LEVY MILL RATE

	Residential 1	Residential 2	Residential 3	Farm	----STATUTORY---- Pipeline	Railways	Institutional Other	Golf Courses	Other	Total
(1) 1998 Assessment	129,100	0	0	580,150	0	878,800	23,850	0	13,600	1,625,500
(2) Percentage Share	7.94%	0.00%	0.00%	35.69%	0.00%	54.06%	1.47%	0.00%	0.84%	100.00%
(3) Portions	45.0	53.0	41.0	30.0	50.0	25.0	65.0	9.1	65.0	
(4) Portioned Assessment	58,100	0	0	174,050	0	219,700	15,500	0	8,840	476,190
(5) Rate / Levy / % Share Based on 1998 budget										
(6) Special Levy Mill Rate	16.754	16.754	16.754	16.754	16.754	16.754	16.754	16.754	16.754	
(7) Special Levy	$973	$0	$0	$2,916	$0	$3,681	$260	$0	$148	$7,978
(8) Percentage Share	12.20%	0.00%	0.00%	36.55%	0.00%	46.14%	3.26%	0.00%	1.85%	100.00%
(9) 1997 Assessment	112,300	0	0	628,950	0	1,017,600	21,200	0	9,650	1,789,700
(10) Percentage Share	6.27%	0.00%	0.00%	35.14%	0.00%	56.86%	1.18%	0.00%	0.55%	100.00%
(11) Portions	45.0	53.0	41.0	30.0	50.0	25.0	65.0	9.1	65.0	
(12) Portioned Assessment	50,550	0	0	188,690	0	254,400	13,780	0	6,280	513,700
(13) Rate / Levy / % Share Based on 1997 budget										
(14) Special Levy Mill Rate	15.515	15.515	15.515	15.515	15.515	15.515	15.515	15.515	15.515	
(15) Special Levy	$784	$0	$0	$2,928	$0	$3,947	$214	$0	$97	$7,970
(16) Percentage Share	9.84%	0.00%	0.00%	36.74%	0.00%	49.52%	2.69%	0.00%	1.21%	100.00%

Fin/tax/ bn/98schsp
30-Mar-98

Schedule “C” referred to in Clause 2 of the Report of the Executive Policy Committee dated March 25, 1998 (continued)

1998 SPECIAL LEVY MILL RATE

SCHEDULE "C"

"TOTAL SCHOOL DIVISIONS "

SPECIAL LEVY : PAGE 13

BASED ON 1998 BUDGET REQUIREMENTS AND 1998 ASSESSMENTS

	Residential 1	Residential 2	Residential 3	Farm	----STATUTORY---- Pipeline	Railways	Institutional Other	Golf Courses	Other	Total
(1) 1998 Assessment	14,090,759,067	1,629,215,850	855,734,065	84,628,516	11,170,800	117,522,050	419,726,180	34,064,940	5,070,630,756	22,313,452,224
(2) Percentage Share	63.15%	7.30%	3.84%	0.38%	0.05%	0.53%	1.88%	0.15%	22.72%	100.00%
(3) Portions	45.0	53.0	41.0	30.0	50.0	25.0	65.0	9.1	65.0	
(4) Portioned Assessment	6,341,610,810	863,487,100	350,858,100	25,389,450	5,585,400	29,380,640	272,822,330	3,099,920	3,295,929,180	11,188,162,930
(5) Rate / Levy / % Share Based on 1998 budget										
Special Levy Mill Rate										
(6) Special Levy	128,595,518	18,286,114	7,236,110	490,041	100,452	570,770	5,453,341	55,937	71,227,881	232,016,164
(7) Percentage Share	55.43%	7.88%	3.12%	0.21%	0.04%	0.25%	2.35%	0.02%	30.69%	100.00%
(8) 1997 Assessment	13,880,816,177	1,640,330,430	782,233,160	94,684,101	10,676,000	95,804,640	458,790,130	59,709,410	5,438,680,819	22,461,724,867
(9) Percentage Share	61.80%	7.30%	3.48%	0.42%	0.05%	0.43%	2.04%	0.27%	24.21%	100.00%
(10) Portions	45.0	57.0	38.0	30.0	50.0	25.0	65.0	8.7	65.0	
(11) Portioned Assessment	6,247,135,700	934,991,030	305,079,700	28,406,150	5,338,000	23,951,280	298,213,690	5,194,710	3,535,161,080	11,383,471,340
(12) Rate / Levy / % Share Based on 1997 budget										
(13) Special Levy Mill Rate										
(14) Special Levy	122,188,694	19,008,004	6,056,697	533,640	90,854	478,490	5,686,113	90,103	73,155,093	227,287,688
(15) Percentage Share	53.76%	8.36%	2.66%	0.23%	0.04%	0.21%	2.50%	0.04%	32.20%	100.00%

Fin/tax/ bn/98schsp
30-Mar-98

Schedule “D” referred to in Clause 2 of the Report of the Executive Policy Committee dated March 25, 1998

1998 MILL RATES — Schedule "D" — Page 1 of 1

MILL RATES	Residential 1	Res-1 Sch-exmpt	Residential 2	Residential 3	Res-3 Sch-exmpt	Farm ESL- exmpt	Farm Sch-exmpt	Statutory Pipeline	Statutory Railways	Institutional Other	Municipal Only	Golf Courses	Other
1998 General Municipal	33.479	33.479	33.479	33.479	33.479	33.479	33.479	33.479	33.479	33.479	33.479	33.479	33.479
1998 Education Support	7.926	0.000	7.926	7.926	0.000	0.000	0.000	17.984	17.984	17.984	0.000	17.984	17.984
1998 Special Levy													
1 - Winnipeg	25.153	0.000	25.153	25.153	0.000	25.153	0.000	25.153	25.153	25.153	0.000	25.153	25.153
2 - St. James-Assiniboia	15.465	0.000	15.465	15.465	0.000	15.465	0.000	15.465	15.465	15.465	0.000	15.465	15.465
3 - Assiniboine South	19.207	0.000	19.207	19.207	0.000	19.207	0.000	19.207	19.207	19.207	0.000	19.207	19.207
4 - St. Boniface	18.849	0.000	18.849	18.849	0.000	18.849	0.000	18.849	18.849	18.849	0.000	18.849	18.849
5 - Fort Garry	18.856	0.000	18.856	18.856	0.000	18.856	0.000	18.856	18.856	18.856	0.000	18.856	18.856
6 - St Vital	18.246	0.000	18.246	18.246	0.000	18.246	0.000	18.246	18.246	18.246	0.000	18.246	18.246
8 - Norwood	21.695	0.000	21.695	21.695	0.000	21.695	0.000	21.695	21.695	21.695	0.000	21.695	21.695
9 - River East	18.482	0.000	18.482	18.482	0.000	18.482	0.000	18.482	18.482	18.482	0.000	18.482	18.482
10 - Seven Oaks	22.368	0.000	22.368	22.368	0.000	22.368	0.000	22.368	22.368	22.368	0.000	22.368	22.368
12 - Transcona - Springfield	18.882	0.000	18.882	18.882	0.000	18.882	0.000	18.882	18.882	18.882	0.000	18.882	18.882
14 - Seine River	18.229	0.000	18.229	18.229	0.000	18.229	0.000	18.229	18.229	18.229	0.000	18.229	18.229
21- Interlake	16.754	0.000	16.754	16.754	0.000	16.754	0.000	16.754	16.754	16.754	0.000	16.754	16.754

1997 MILL RATES

1997 General Municipal	32.966	32.966	32.966	32.966	32.966	32.966	32.966	32.966	32.966	32.966	32.966	32.966	32.966
1997 Education Support	7.939	0.000	7.939	7.939	0.000	0.000	0.000	17.969	17.969	17.969	0.000	17.969	17.969
1997 Special Levy													
1 - Winnipeg	23.641	0.000	23.641	23.641	0.000	23.641	0.000	23.641	23.641	23.641	0.000	23.641	23.641
2 - St. James-Assiniboia	14.857	0.000	14.857	14.857	0.000	14.857	0.000	14.857	14.857	14.857	0.000	14.857	14.857
3 - Assiniboine South	18.746	0.000	18.746	18.746	0.000	18.746	0.000	18.746	18.746	18.746	0.000	18.746	18.746
4 - St. Boniface	18.274	0.000	18.274	18.274	0.000	18.274	0.000	18.274	18.274	18.274	0.000	18.274	18.274
5 - Fort Garry	18.252	0.000	18.252	18.252	0.000	18.252	0.000	18.252	18.252	18.252	0.000	18.252	18.252
6 - St Vital	18.096	0.000	18.096	18.096	0.000	18.096	0.000	18.096	18.096	18.096	0.000	18.096	18.096
8 - Norwood	21.698	0.000	21.698	21.698	0.000	21.698	0.000	21.698	21.698	21.698	0.000	21.698	21.698
9 - River East	18.526	0.000	18.526	18.526	0.000	18.526	0.000	18.526	18.526	18.526	0.000	18.526	18.526
10 - Seven Oaks	20.873	0.000	20.873	20.873	0.000	20.873	0.000	20.873	20.873	20.873	0.000	20.873	20.873
12 - Transcona - Springfield	18.353	0.000	18.353	18.353	0.000	18.353	0.000	18.353	18.353	18.353	0.000	18.353	18.353
14 - Seine River	16.979	0.000	16.979	16.979	0.000	16.979	0.000	16.979	16.979	16.979	0.000	16.979	16.979
21- Interlake	15.515	0.000	15.515	15.515	0.000	15.515	0.000	15.515	15.515	15.515	0.000	15.515	15.515

Fin/tax
30-Mar-98
98mrtes

491 - Schedule “A” referred to in Clause 18 of the Report of the Executive Policy Committee dated March 25, 1998

DRAFT March 20, 1998

AMENDING AGREEMENT

This Agreement made as of the day of March, 1998.

Between:

HER MAJESTY THE QUEEN in Right of Canada
(herein referred to as “Canada”)

- and -

HER MAJESTY THE QUEEN in Right of Manitoba
(herein referred to as “Manitoba”)

- and -

THE CITY OF WINNIPEG
(herein referred to as “Winnipeg”)

- and -

PAN AMERICAN GAMES SOCIETY (WPG. 1999) INC.
(herein referred to as “the Society”)

WHEREAS:
A. The Parties entered into an agreement dated February 20, 1995 (herein referred to as “Pan American Games Agreement”); and
B. Since the time of entering into the Pan American Games Agreement new circumstances have arisen that require an amendment to the Pan American Games Agreement upon the terms hereinafter set forth.

The Parties to this Agreement agree as follows:

1. The definition of “Games Surplus” as set forth in S. 1 of Pan American Games Agreement is amended deleting “and taking into account all of the Society’s contractual obligations including those with the Pan American Sports Organization and the Canadian Olympic Association”.

2. S. 3.1 of Pan American Games Agreement is deleted in its entirety and the following is substituted:

> 3.1 The Society shall appoint three representatives proposed by Canada, three representatives proposed by Manitoba and a representative proposed by Winnipeg to its Board of Directors and to the Executive Committee. The Society shall also appoint a representative proposed by Canada, a representative proposed by Manitoba and a representative proposed by Winnipeg to the Finance Committee, the Risk Management Committee and to such other committees of the Society as may be requested by each Funding Partner.

3. S. 8.1 of Pan American Games Agreement is deleted in its entirety and the following is substituted:

> 8.1 In the event of a Games Surplus, in consideration of the additional funding provided under this Amending Agreement, the Society shall pay the Games Surplus as follows: 50% equally between Canada and Manitoba with the remaining 50% to the Legacy Fund.

Schedule “A” referred to in Clause 18 of the Report of the Executive Policy Committee dated March 25, 1998 (continued)

4. S. 17.1 of Pan American Games Agreement is amended by inserting the following at the end thereof:

It is further agreed that Canada’s Contribution shall be increased by $19 million. This contribution shall take the estimated form of $16.5 million in direct cash and $2.5 million in return of GST rebates, which rebates shall be in addition to the $4 million of such GST rebates which the Society had already anticipated.

It is further agreed that Manitoba’s Contribution shall be increased by $19 million, in the form of $15 million direct cash contribution and $4 million from Manitoba Crown Corporations, which amount is in addition to the funds which the Society had already anticipated from Manitoba Crown Corporations.

5. S. 18.1 of Pan American Games Agreement is deleted in its entirety and the following is substituted:

18.1 A Trust will be established by the Society. The purpose of the Trust will be to direct and manage the Legacy Fund.

6. S. 18.2 of Pan American Games Agreement is deleted in its entirety and the following is substituted:

18.2 The terms and conditions to govern the Trust shall be that the objective of the Legacy Fund will be to support the activities of the National Sports Centre Manitoba.

7. S. 18.3 of Pan American Games Agreement is deleted in its entirety and the following is substituted:

18.3 After consultation with all of the Funding Partners as well as C.O.A. and subject to first obtaining the written approval of Canada, Manitoba, Winnipeg and C.O.A., the Society shall make the appropriate appointments including representation of the Funding Partners and C.O.A. for the purpose of governing the Trust.

8. S. 18.4(a) of Pan American Games Agreement is amended by deleting “Games Surplus” and substituting “50% of the Games Surplus as provided in S. 8.1".

9. S. 20.1(b) of Pan American Games Agreement is amended by deleting “member” and substituting “members”.

10. S. 31.1(a) of Pan American Games Agreement is amended by deleting “201 - 303 Main Street, Winnipeg, MB R3C 3G7" and substituting “275 Portage Avenue, Winnipeg, MB R3B 3A3".

11. S. 31.1(c) of Pan American Games Agreement is deleted in its entirety and the following substituted:

c. For Manitoba: the office of the Minister Responsible for Sport or such other location as specified in writing from time to time by Manitoba to the Parties.

12. Appendix 1 to the Pan American Games Agreement is amended as follows:

(a) after “EXECUTIVE COMMITTEE” by deleting “(5 - 10 Members)” and substituting “(up to 15 members)”;

(b) after “BOARD OF DIRECTORS” by deleting “(15 - 25 Members)” and substituting “(up to 32 members)”;

(c) in the listing for the Board of Directors by deleting “Provincial Designate” and substituting “3 Provincial Designates”; and

(d) in the listing for the Board of Directors by deleting “Federal Designate” and substituting “3 Federal Designates”.

13. Society shall obtain amendments to the Host City Agreement (which is among C.O.A., Winnipeg and Society and is dated February 20, 1995) so that the provisions of the Host City Agreement as amended will be consistent with Pan American Games Agreement as amended by this Agreement.

Schedule “A” referred to in Clause 18 of the Report of the Executive Policy Committee dated March 25, 1998 (continued)

14. Society shall prepare a revised business plan reflecting the changes in contributions of the Funding Partners as well as the recent negotiations with PASO and the National Olympic Committees comprising PASO regarding expenditure reductions.

15. The Parties agree to perform all of the terms of the Pan American Games Agreement as amended by this Amending Agreement. In all other respects, the terms of the Pan American Games Agreement are hereby confirmed.

IN WITNESS WHEREOF this Agreement has been executed on behalf of the Parties hereto under their hand and seal or by their proper officers or representatives duly authorized in that behalf, on the day and year first above written.

HER MAJESTY THE QUEEN IN RIGHT OF CANADA
BY MINISTER OF CANADIAN HERITAGE

per:_____

HER MAJESTY THE QUEEN IN RIGHT OF THE PROVINCE
OF MANITOBA BY THE MINISTER RESPONSIBLE FOR SPORT

per:_____

THE CITY OF WINNIPEG

per:_____

per:_____

PAN AMERICAN GAMES SOCIETY (WPG. 1999) INC.

per:_____
GREGG HANSON, TREASURER

per:_____
DON MacKENZIE, PRESIDENT and
CHIEF EXECUTIVE OFFICER

492 - Schedule “A” referred to in Clause 2 of the Standing Policy Committee on Property and Development dated March 2, 1998

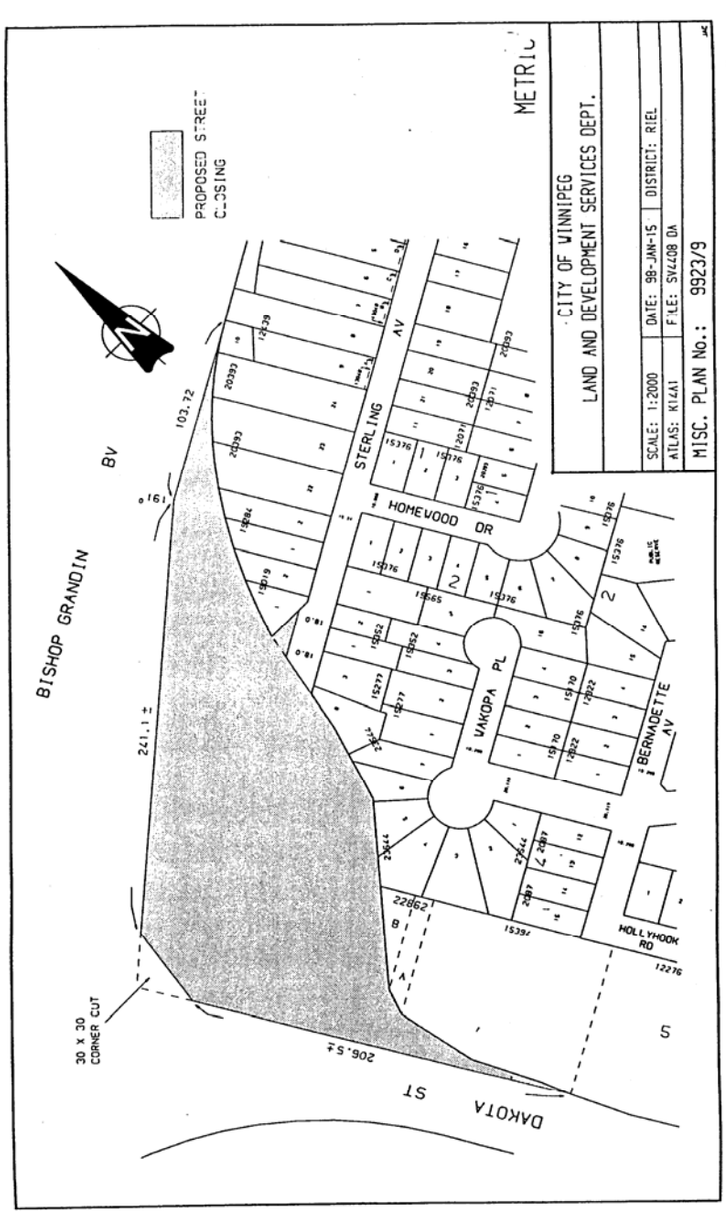

493 - Schedule “A” referred to in Clause 3 of the Standing Policy Committee on Property and Development dated March 2, 1998

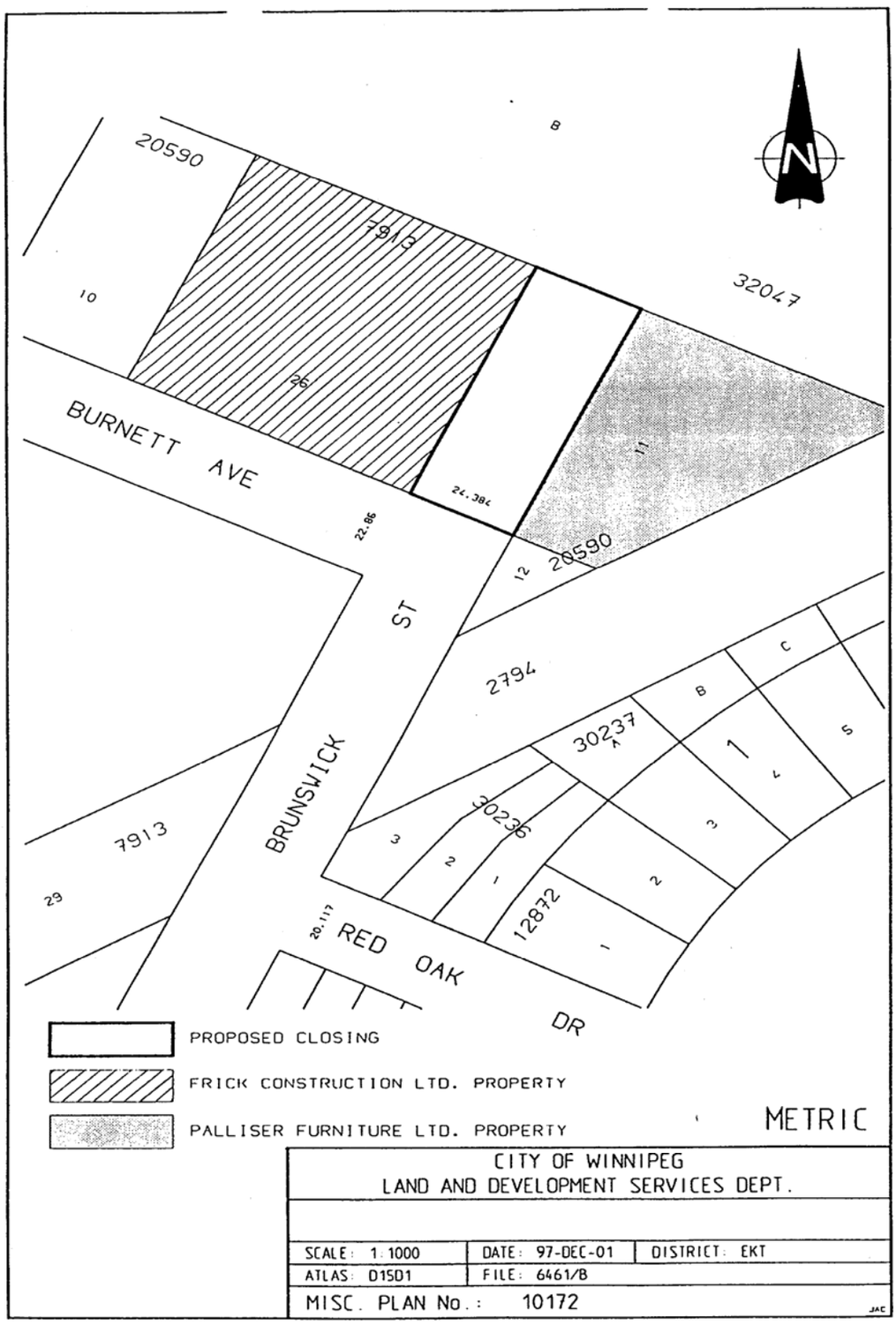

SCHEDULE “A” FOR THE REPORT TO THE
EAST KILDONAN-TRANSCONA COMMUNITY COMMITTEE
FOR FILE NO. DAC 26/97

DATED: JANUARY 28, 1998

494 - Schedule “A” referred to in Clause 4 of the Standing Policy Committee on Property and Development dated March 2, 1998

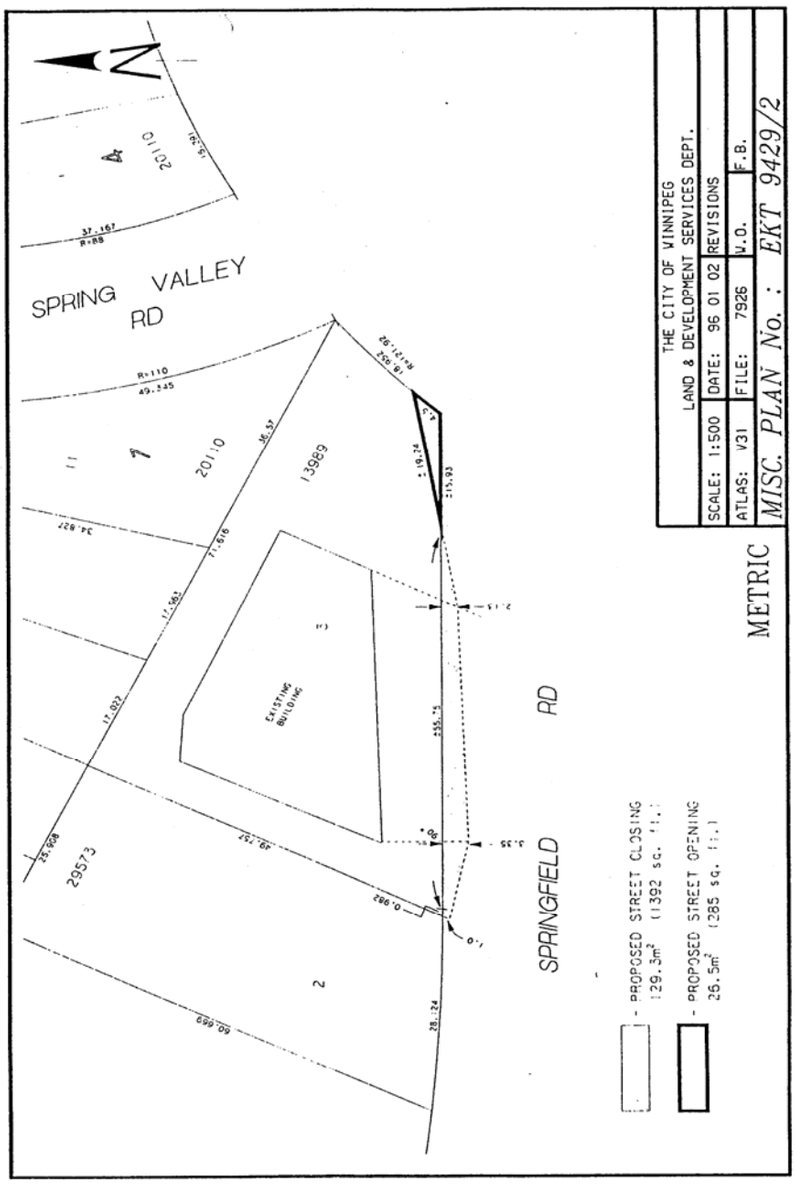

SCHEDULE "A" FOR THE REPORT TO THE
EAST KILDONAN-TRANSCONA COMMUNITY COMMITTEE
FOR FILE NO. DAO 17/97

DATED: JANUARY 28, 1998

495 - Schedule “A” referred to in Clause 5 of the Standing Policy Committee on Property and Development dated March 2, 1998

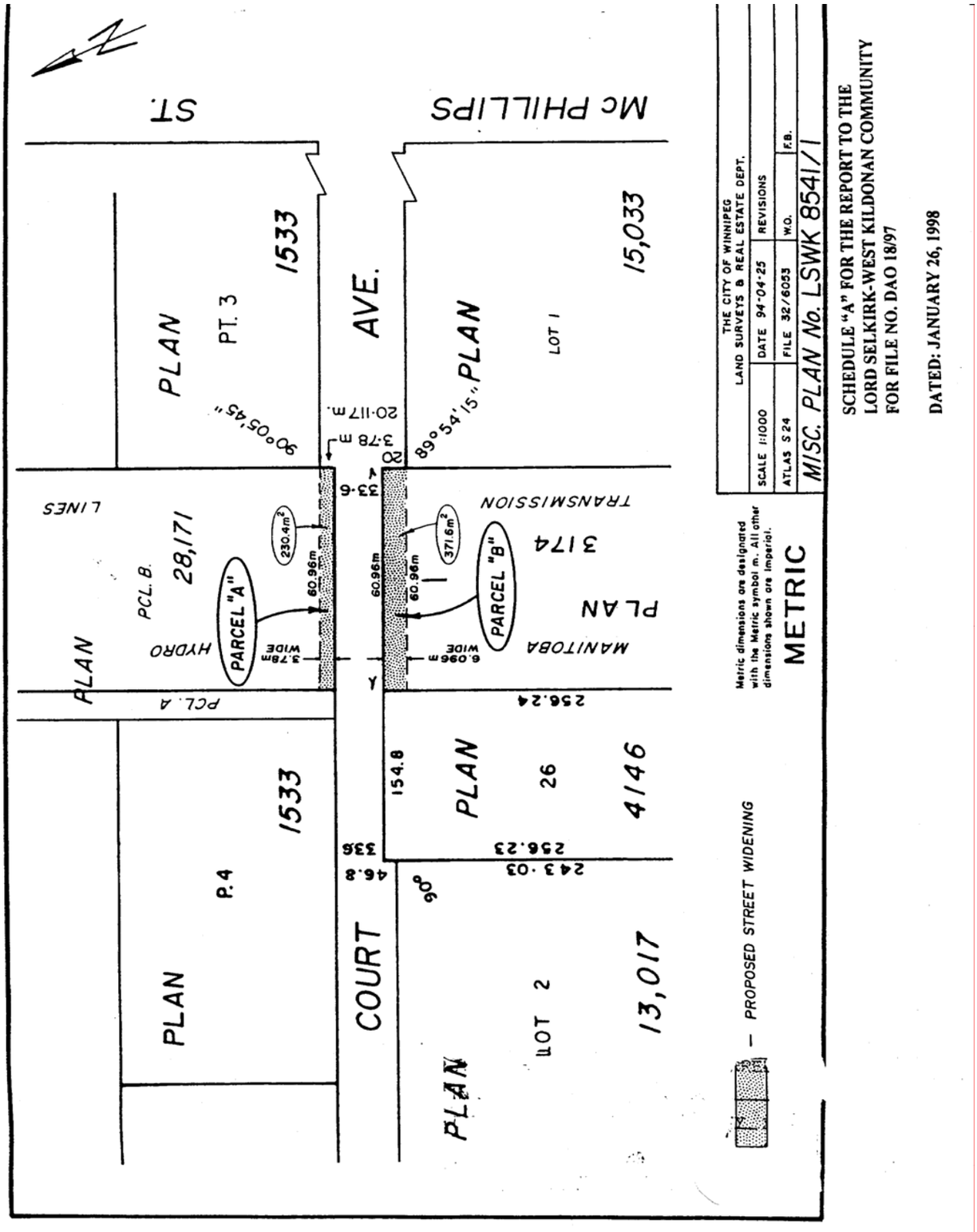

496 - Schedule "A" referred to in Clause 6 of the Standing Policy Committee on Property and Development dated March 2, 1998

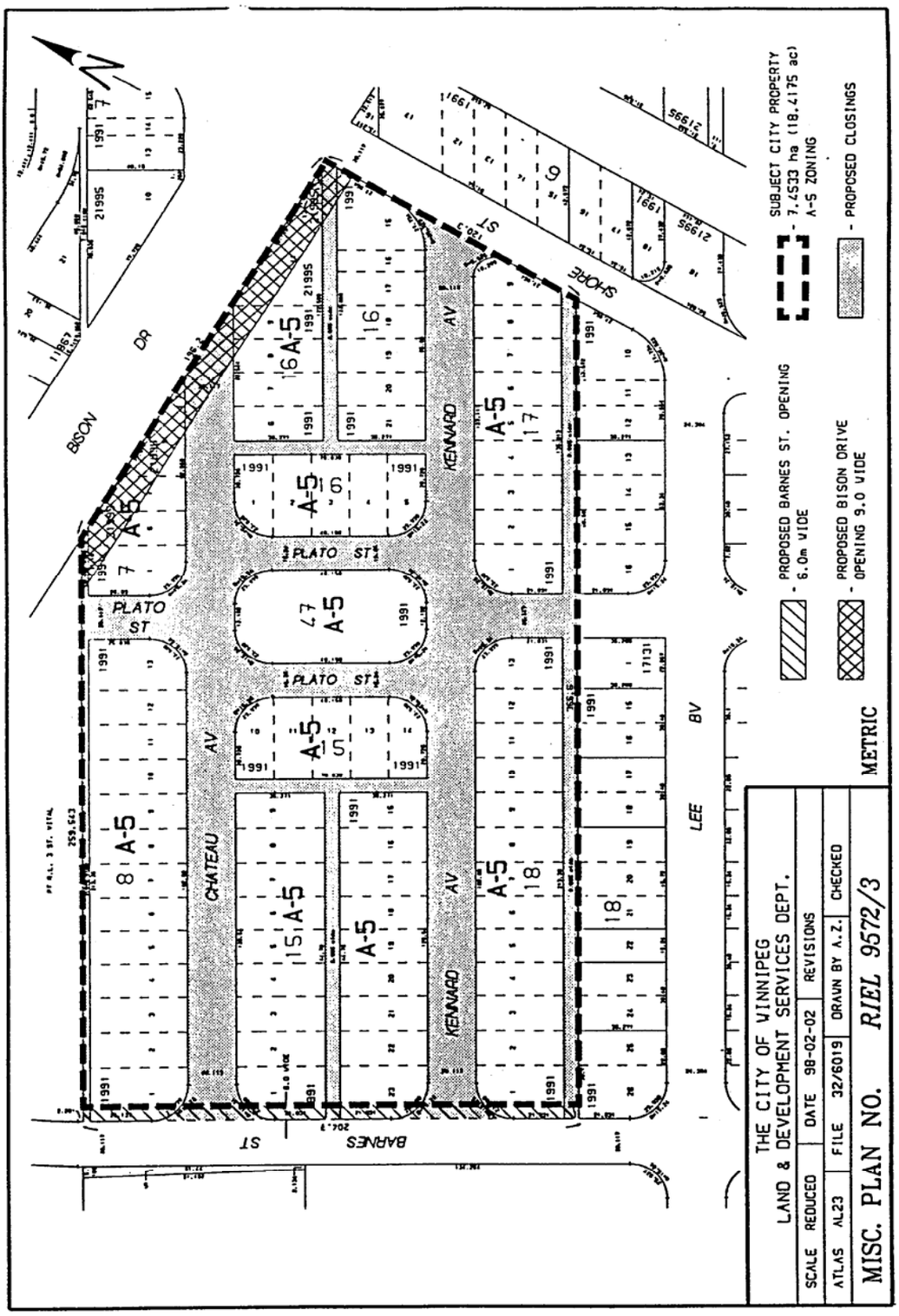

SCHEDULE "A" FOR THE REPORT TO THE RIEL COMMUNITY COMMITTEE FOR FILE NO. DAOC 1/98

DATED: FEBRUARY 2, 1998

497 - Schedule “A” referred to in Clause 8 of the Standing Policy Committee on Property and Development dated March 2, 1998

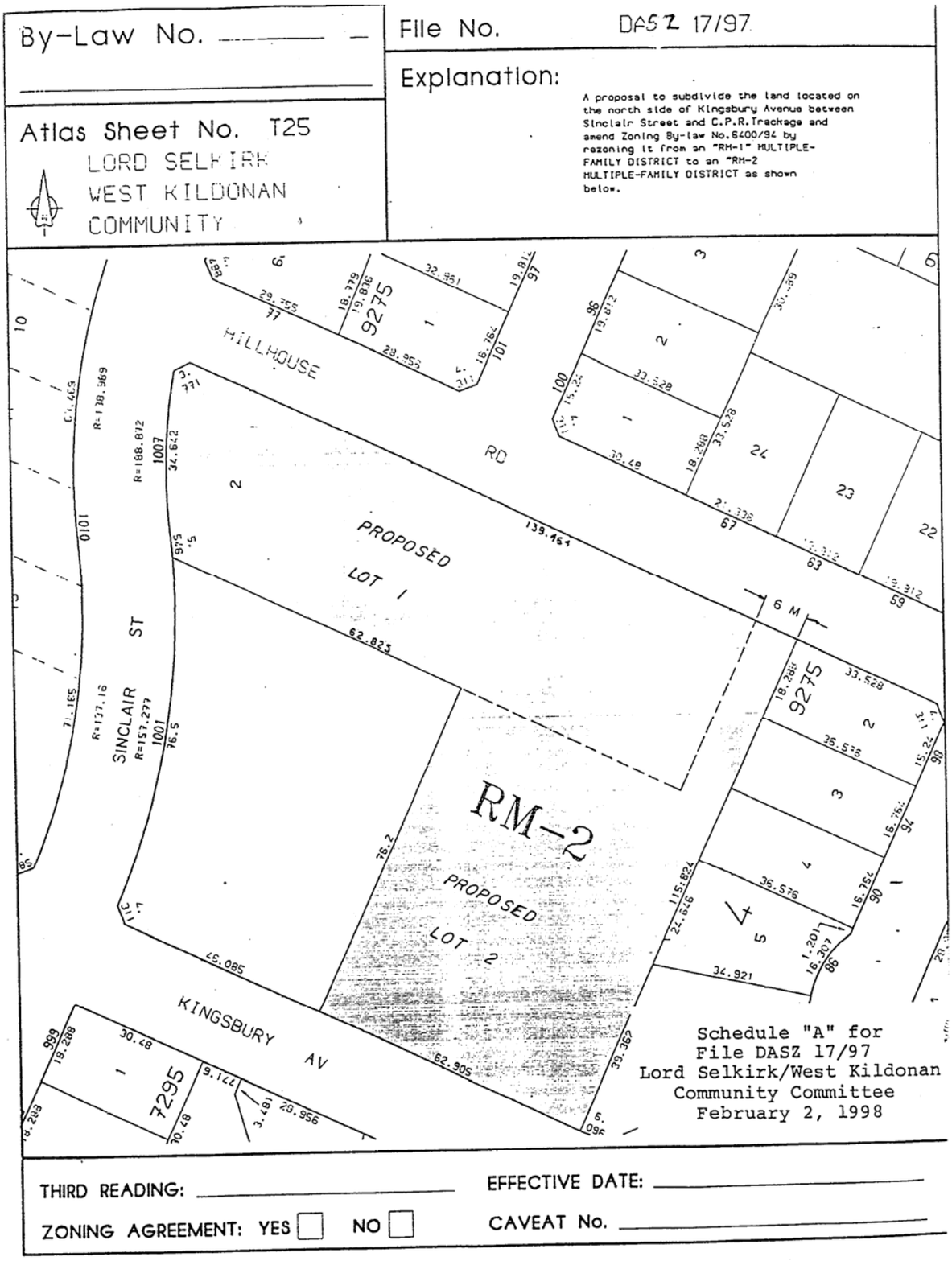

498 - Schedule “A” referred to in Clause 9 of the Standing Policy Committee on Property and Development dated March 2, 1998

By-Law No. _____

File No. DAZ 226 / 97

Explanation: A proposal to amend By-law No. 4800/88 by rezoning the land located at 11 Pioneer Avenue from the following categories:
i) From: NRF - Non-Residential Use Group F
To: NRG - Non-Residential Use Group G
ii) From: BR-8 - Bulk Range Eight
To: BR-5 - Bulk Range Five
iii) From: P/L2 - Parking Loading Range Two
To: P/L1 - Parking Loading Range One
iv) From: S-1 - Sign Range One
To: S-3 - Sign Range Three
v) From: RB - Riverbank Design Review
To: PL - Pedestrian Level Review
to accomodate future development.

Atlas Sheet No. Z 25

CITY CENTRE COMMUNITY

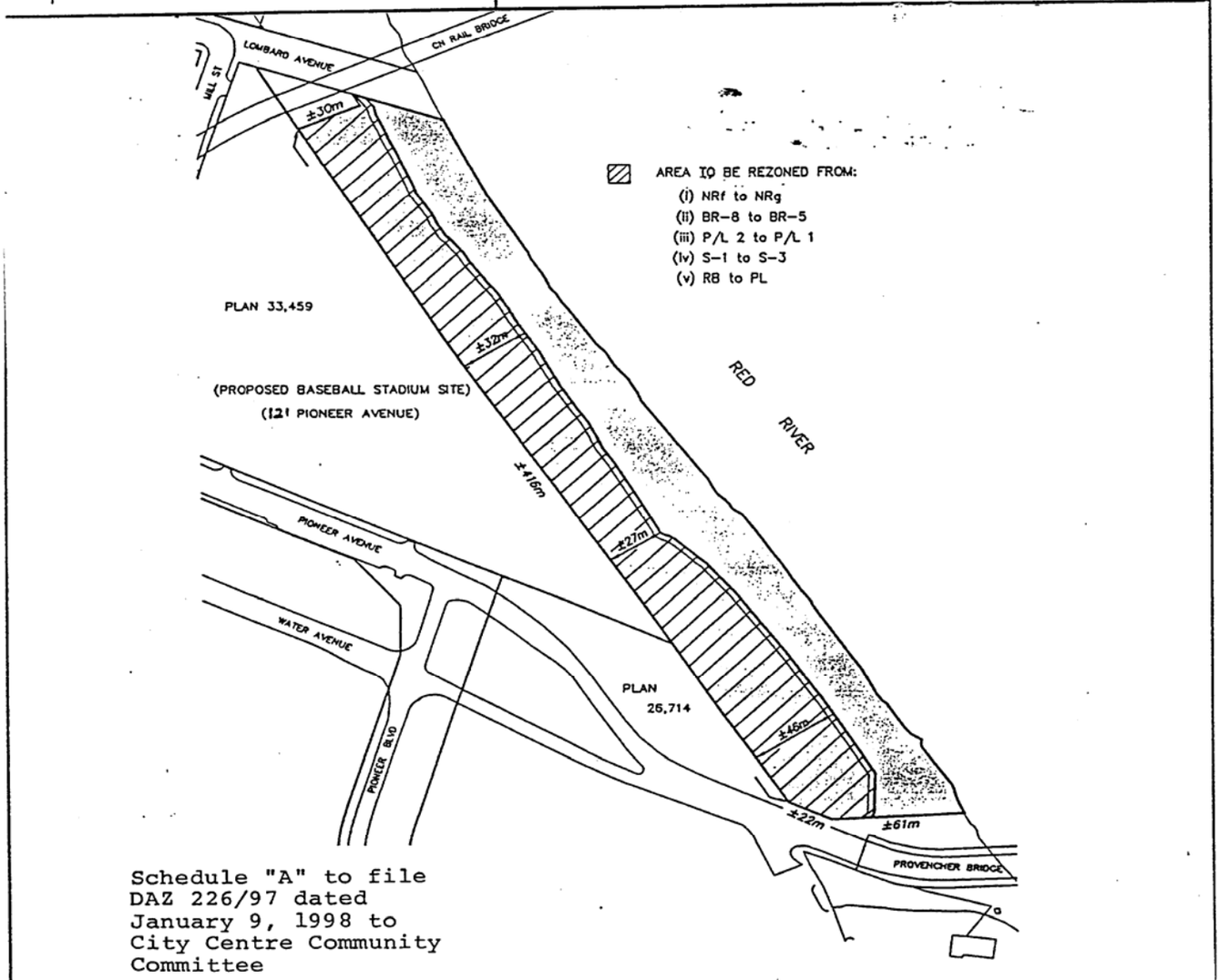

Schedule "A" to file
DAZ 226/97 dated
January 9, 1998 to
City Centre Community
Committee

THIRD READING: _____ EFFECTIVE DATE: _____

ZONING AGREEMENT: YES ☐ NO ☐ CAVEAT No. _____

Schedule “B” referred to in Clause 9 of the Standing Policy Committee on Property and Development dated March 2, 1998

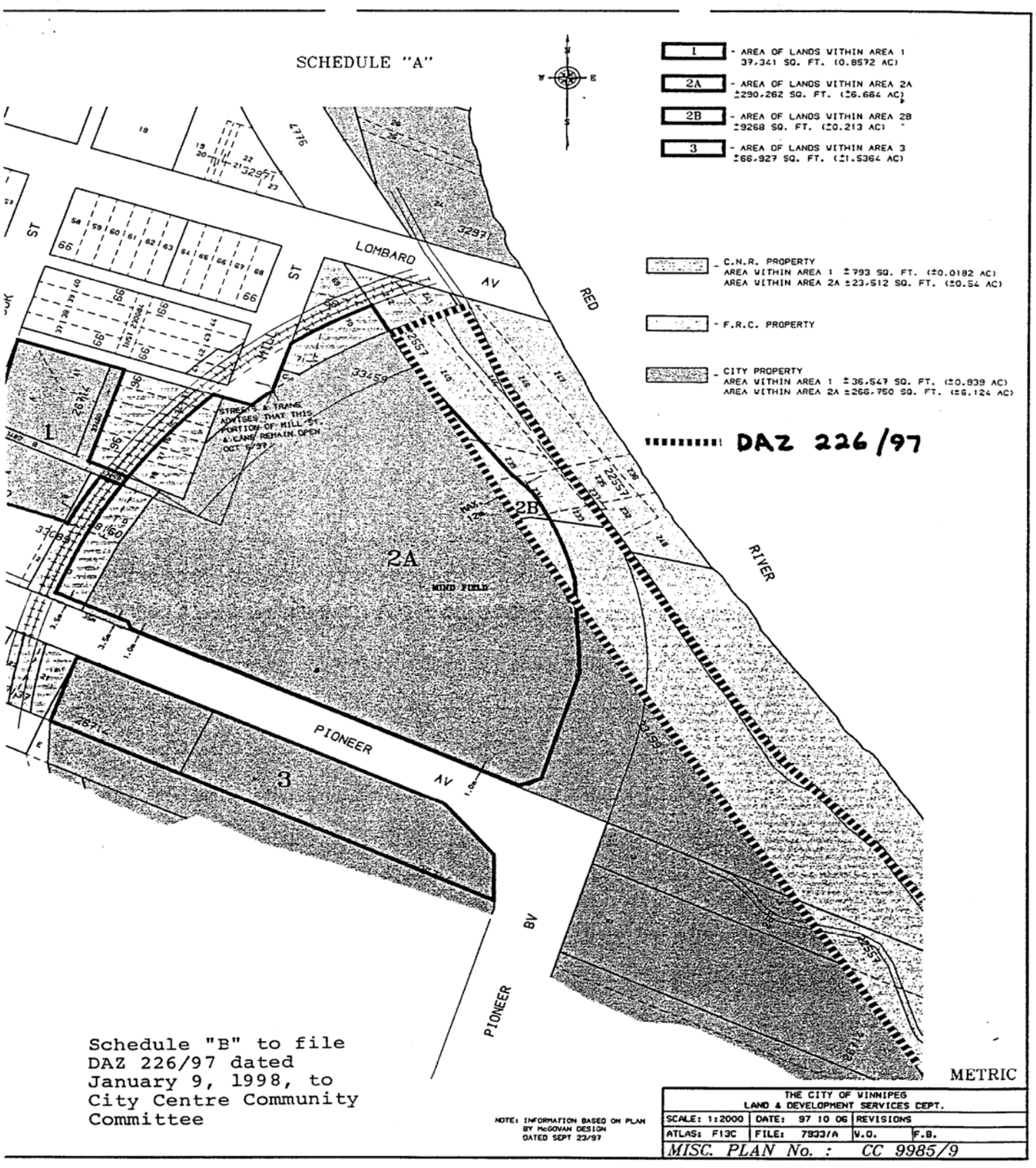

499 - Schedule “A” referred to in Clause 10 of the Standing Policy Committee on Property and Development dated March 2, 1998

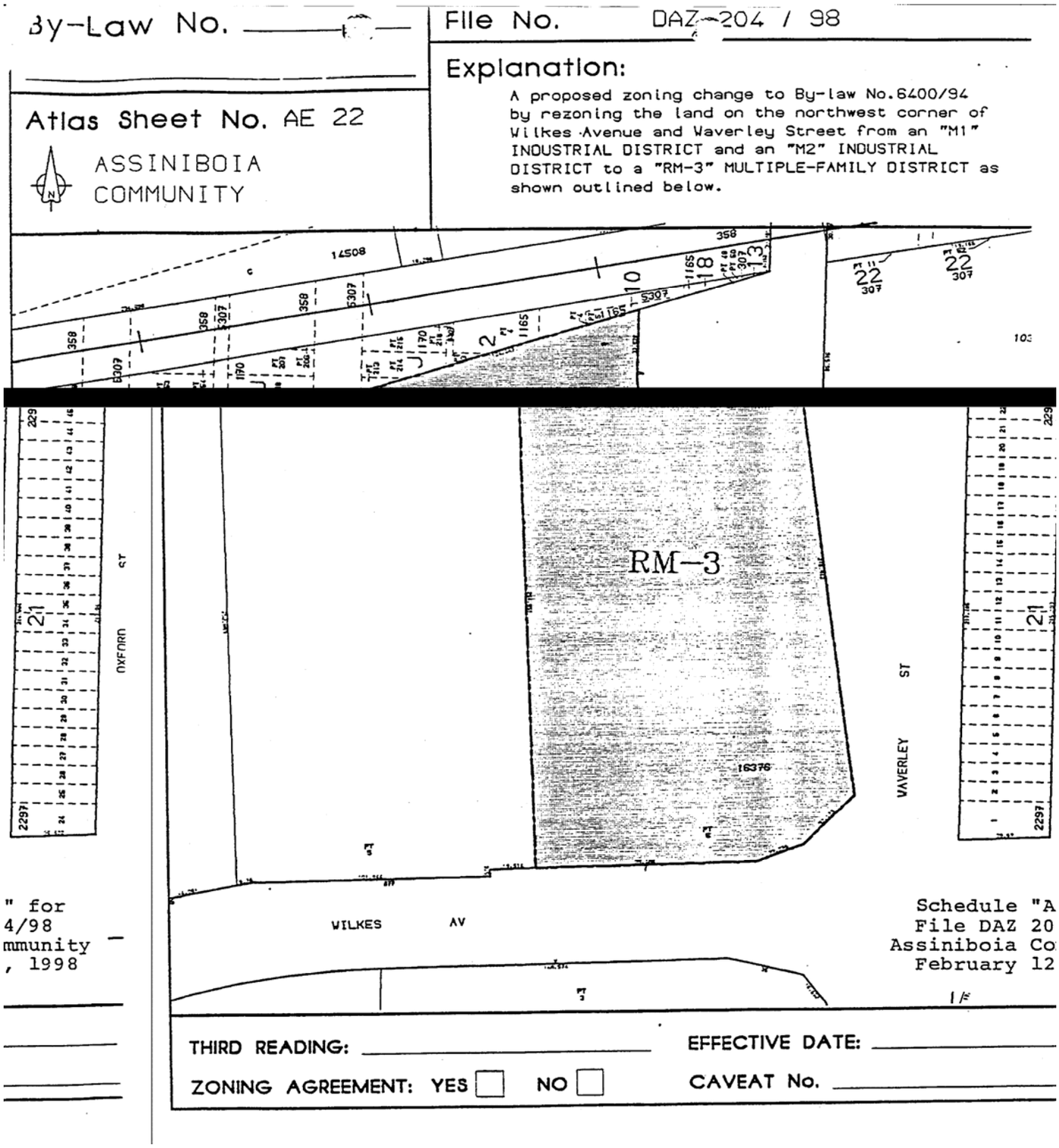

500 - Appendix “A” referred to in Clause 3 of the Report of the Standing Policy Committee on Public Works dated March 10, 1998

APPENDIX A

TRAFFIC REGULATIONS PROPOSED TO BE ADOPTED

1. The highway connection between Route 90 at Scurfield Boulevard and Route 165 at Waverley Street be designated a Regional Street.

2. The highway connection between Route 90 at Scurfield Boulevard and Route 165 at Waverley Street be designated and signed as *"Route 90"*.

3. Route 90 between Scurfield Boulevard and Waverley Street be added to Schedule 1 of The City of Winnipeg Traffic By-law No. 1573/77, being that schedule which specifies those streets being Full-Time Truck Routes, and that the City Solicitor/Manager of Legal Services be instructed to prepare the appropriate amending by-law for submission to Council for approval.

4. Route 90 between Scurfield Boulevard and Waverley Street be added to Schedule "A" of The City of Winnipeg Snow Route By-law No. 6548/95, being that schedule which specifies those streets being Regional Street Snow Routes, and that the City Solicitor/Manager of Legal Services be instructed to prepare the appropriate amending by-law for submission to Council for approval.

5. Route 90 between Scurfield Boulevard and Waverley Street be added to Schedule 1 of the Private Approaches By-law No. 329/73, being that schedule which specifies those streets upon which the construction of private approaches is prohibited, and that the City Solicitor/Manager of Legal Services be instructed to prepare the appropriate amending by-law for submission to Council for approval.

6. Stopping be prohibited at all times on both sides of Route 90 between Scurfield Boulevard and Waverley Street.

7. The regulation enabling westbound vehicular traffic on Route 165 to turn right in 2 lanes in the right turn cut-off onto Waverley Street under signal control and that the "No Right Turn On Red" regulation thereat be rescinded.

8. A "Yield" sign be installed and maintained requiring:

    a) vehicular traffic in the right turn cut-off located adjacent to the south-east corner of the intersection of Route 90 and Scurfield Boulevard to "yield" before entering Scurfield Boulevard.

    b) vehicular traffic in the right turn cut-off located adjacent to the south-west corner of the intersection of Route 90 and Scurfield Boulevard to "yield" before entering Route 90.

    c) vehicular traffic in the right turn cut-off located adjacent to the north-west corner of Route 165 and Waverley Street to "yield" before entering Route 90.

    d) vehicular traffic in the right turn cut-off located adjacent to the south-west corner of Route 165 and Waverley Street to "yield" before entering Waverley Street.

    e) vehicular traffic in the right turn cut-off located adjacent to the north-east corner of Route 165 and Waverley Street to "yield" before entering Waverley Street.

9. Northbound vehicular traffic on Waverley Street in the traffic lane adjacent to the median and in the traffic lane adjacent to the median lane be required to turn left at Route 90.

10. The Public Works Department be authorized to apply to The Highway Traffic Board to establish an 80 km/h speed limit on Route 90 between Scurfield Boulevard and Waverley Street before this facility is open to public usage in the Fall of 1998.