Minute No. 658
Report – Executive Policy Committee – July 19, 2006

Item No. 5 **General Council of Winnipeg Community Centres – 2006 Community Centre District Plan**
File PR-2

COUNCIL DECISION:

Council concurred in the recommendation of the Executive Policy Committee and adopted the following:

1. That $1 million from the Community Centre Investment Fund be allocated to the amalgamation of the Glenlee and Norberry Community Centres for a new facility (Norberry-Glenlee Community Centre) on the Norberry site.

2. That up to $750,000 from the Community Investment Fund be allocated for a gymnasium at the Isaac Brook Community Centre.

3. That any unused portion of the Community Centre Investment Fund allocation for 2006 be re-allocated to 2007.

4. That the Bronx Park Community Centre project (a new facility to house Bronx Park Community Centre and the Good Neighbours Senior Centre) proceed with the $3.9 million in funding approved by Council on June 29, 2005.

5. That the Victoria-Linden Woods Community Centres be allowed to separate into two distinct community centres.

6. That the Isaac Brock Minto Satellite site be declared surplus to the City's requirements and be removed from the Community Centre Inventory.

7. That the Brooklands Community Centre be declared surplus to the City's requirements and be removed from the Community Centre Inventory.

8. That the Sinclair Park Boyd Park Satellite site be removed from the Community Centre Inventory. Any unused funds from the Building Communities Program from Boyd Park be allocated to the Sinclair Park Community Centre.

9. That $1 million of the $7 million allocated by Council on June 29, 2005 for the North End Recreation and Leisure Facility be allocated to the Sinclair Park Community Centre.

Report – Executive Policy Committee – July 19, 2006

COUNCIL DECISION (continued):

10. That the Kelvin Community Centre, except the Field House, be declared surplus to the City's requirements and be removed from the Community Centre Inventory.

11. That any Council Decisions inconsistent with the foregoing are hereby rescinded.

12. That the Proper Officers of the City be authorized to do all things necessary to implement the intent of the foregoing.

Report – Executive Policy Committee – July 19, 2006

DECISION MAKING HISTORY:

Moved by His Worship Mayor Katz,
That the recommendation of the Executive Policy Committee be adopted.

Carried

Councillor Thomas was recorded as being in opposition to Recommendation No. 10.
Councillor Gerbasi was recorded as being in opposition to Recommendation Nos. 8 and 10.

EXECUTIVE POLICY COMMITTEE RECOMMENDATION:

On July 19, 2006, the Executive Policy Committee passed the following motion, namely:

WHEREAS Council on May 18, 2005, adopted the Recreation, Leisure, and Libraries Facilities Policy;

AND WHEREAS Council on June 29, 2005, approved a Project List of $43m for recreation and leisure facilities;

AND WHEREAS in accordance with Council's Recreation, Leisure and Libraries Facilities Policy the General Council of Winnipeg Community Centres (GCWCC) has submitted its recommendation for a 2006 Community Centre District Plan;

AND WHEREAS the GCWCC considers population growth in each centre's catchment area as all other criteria during future district and city-wide planning evaluations;

THEREFORE BE IT RESOLVED THAT the Executive Policy Committee concurred in the recommendation from the General Council of Winnipeg Community Centres, as amended, namely:

1. That $1 million from the Community Centre Investment Fund be allocated to the amalgamation of the Glenlee and Norberry Community Centres for a new facility (Norberry-Glenlee Community Centre) on the Norberry site.

2. That up to $750,000 from the Community Investment Fund be allocated for a gymnasium at the Isaac Brook Community Centre.

3. That any unused portion of the Community Centre Investment Fund allocation for 2006 be re-allocated to 2007.

Report – Executive Policy Committee – July 19, 2006

DECISION MAKING HISTORY (continued):

EXECUTIVE POLICY COMMITTEE RECOMMENDATION (continued):

4. That the Bronx Park Community Centre project (a new facility to house Bronx Park Community Centre and the Good Neighbours Senior Centre) proceed with the $3.9 million in funding approved by Council on June 29, 2005.

5. That the Victoria-Linden Woods Community Centres be allowed to separate into two distinct community centres.

6. That the Isaac Brock Minto Satellite site be declared surplus to the City's requirements and be removed from the Community Centre Inventory.

7. That the Brooklands Community Centre be declared surplus to the City's requirements and be removed from the Community Centre Inventory,

8. That the Sinclair Park Boyd Park Satellite site be removed from the Community Centre Inventory. Any unused funds from the Building Communities Program from Boyd Park be allocated to the Sinclair Park Community Centre.

9. That $1 million of the $7 million allocated by Council on June 29, 2005 for the North End Recreation and Leisure Facility be allocated to the Sinclair Park Community Centre.

10. That the Kelvin Community Centre, except the Field House, be declared surplus to the City's requirements and be removed from the Community Centre Inventory.

11. That any Council Decisions inconsistent with the foregoing are hereby rescinded,

and submitted the matter to Council.

Further, on July 19, 2006, the Executive Policy Committee received a submission from Roxanne Kopitonchuk, Co-chair, Burrows Central Residents Council, in opposition to the recommendation from the General Council of Winnipeg Community Centres to close the Sinclair Park Boyd Park Satellite site.

Report – Executive Policy Committee – July 19, 2006

DECISION MAKING HISTORY (continued):

GENERAL COUNCIL OF WINNIPG COMMUNITY CENTRE RECOMMENDATION:

On July 5, 2006, the General Council of Winnipeg Community Centres recommended that the Executive Policy Committee adopt the recommendations contained of the GCWCC Community Centre District Plan for a Renewed & Vibrant Community Centre Movement.

GENERAL COUNCIL
GCWCC
WINNIPEG COMMUNITY CENTRES

265 Osborne Street South

Winnipeg, Manitoba

R3L 1Z7

Phone 475-5008

Fax 475-5812

E-mail mamell@gcwcc.mb.ca

Website www.gcwcc.mb.ca

July 5, 2006

Executive Policy Committee
Council Building
510 Main Street
Winnikpeg, MB
R3B 1B9

Attention: Jo-Ann Park
Communty Clerk, EPC

Re: 2006 GCWCC Community Centre District Plan

Recommendation:

That Executive Policy Committee adopt the recommendations of the GCWCC Community Centre District Plan for a Renewed & Vibrant Commuity Centre Movement.

Further to the adoption of the Recreation, Leisure and Library Facility Report the GCWCC has held a series of meetings with individual Community Centres and District Boards led to the initial identification of short and long-trem projects.

This report contains recommendations on several Community Centre projects that had already been identified prior to the adoption of RLALPF. These projects as well as others that were identified through the planning process were given considerable time to review on an individual basis.

This document is meant to be a living document. As a result the policy promotes the adoption of a continous planning process subject to an annual review.

Submitted by:
GCWCC Board

Report Prepared by:
Darren Lezubski

GENERAL COUNCIL OF WINNIPEG COMMUNITY CENTRES (GCWCC)
PLAN FOR A RENEWED & VIBRANT COMMUNITY CENTRE MOVEMENT

EXECUTIVE SUMMARY

1.0 INTRODUCTION:

The Recreation, Leisure and Library Facilities Policy (RLALFP) is a long-term strategy to address the mounting challenges facing Community Centres. A comprehensive Community Centre Review Task Force Report in May 2004 found Community Centres facing increasing challenges for funding, volunteers, and inadequate facilities resulting in the inability to meet the new and emerging recreational and leisure needs of their neighbourhoods.

The policy is committed to the objective that the current net heated square footage of Community Centres will be sustained. Increases can occur where there is real population growth in the City. Where a sustainable business case is developed, some incremental increases in square footage may be allowed to occur.

The policy is intended to build on existing strengths and help guide decision-making over the next 5 years. This plan is guided by the following vision for Community Centres:

To ensure that the uniqueness of the City of Winnipeg Community Centre movement remains vibrant and strong, and that neighbourhoods have a safe place where citizens of all ages can attend and participate in Community Centre events.

2.0 GUIDING PRINCIPLES:

- Community Centres are driven and led by volunteers
- Community Centres are the focal point of the community
- Community Centres provide a mix of recreation, leisure and cultural programs to all ages within the community
- Community Centres are designed around programming
- Stable funding ensures long-term viability of the Community Centres

The policy articulates goals and action strategies for moving the long-term vision of the Community Centre movement forward. This document is meant to be a "*living*" document. As a result, the policy promotes the adoption of a continuous planning process subject to an annual review.

3.0 DISTRICT PLANNING PROCESS:

The District Planning process is led by the GCWCC, who are committed to consult with individual Community Centres and the District Community Centre Boards to identify and prioritize facility needs, capital investments, as well as consider the needs of the community, the district and the city as a whole.

A series of meetings with individual Community Centres and Community Centre District Boards led to the initial identification of short and long-term projects included in this plan. As several projects had already been identified before the adoption of RLALFP, considerable time was given to reviewing these projects on an individual basis.

A framework for assessing project proposals was established based upon four broad themes:

1. Community driven needs and solutions;
2. Facility and site considerations;
3. Sustainable and contemporary mix of facilities;
4. Cost / funding

This is meant to be a "living" document, accommodating change while remaining true to long-term goals and guiding principles. As a result, the policy promotes the adoption of a "*continuous planning process*" subject to an annual review. As the planning process takes hold, the long-term vision inspired by the community will emerge.

4.0 FACTORS/TRENDS INFLUENCING COMMUNITY CENTRE DISTRICT PLANS:

Each District reflects unique challenges and opportunities. As a result, over time, each District will develop a long–term District Plan that is subject to annual revision, where required. Using a District planning perspective affords the opportunity to build on existing strengths within each District. The District Plans intend to help guide decision–making over the next five years. As the District planning process takes hold, a new recreation and leisure vision, inspired by the community centres themselves, will emerge.

4.1 DEMOGRAPHIC AND RECREATION TRENDS

Change is constant, and while trends can help point to possible future realities, often unforeseen factors emerge which may impact substantially upon recreation and leisure needs and subsequent facilities.

Demographics serve as a planning tool for determining both current and future needs. Of all the elements involved in creating the demand and need for recreation and leisure opportunities, changes in the age structure have one of the most significant impacts. Given the desire for active, healthy living, recreation and leisure participants now come from a wide range of age groups and participate in a wider range of activities in their leisure time.

Data reveal that Winnipeg is an aging community and this shift in the age structure will impact on the priorities citizens place on the provision of recreation and leisure opportunities.

Changes in the nature and type of families are having an impact on community centres as well as other providers of recreation and leisure programs. As well Census data show significant growth in the number and proportion of lone- parent families over the past decade.

The Aboriginal population continues to have a significant and increasing impact on the demographic, economic, cultural, political, and social fabric of Winnipeg.

Immigration remains a crucial element in Winnipeg's overall population growth. According to preliminary estimates, the year 2005 saw 8,000 new immigrants and refugees in the City of Winnipeg.

Community Centres have historically served an important role in ensuring that all citizens have access to affordable recreational options. This ideal remains a fundamental goal and objective of the Community Centre model.

As the District Planning process proceeds, Plans must recognize the changing demographics, family dynamics, and reduction in volunteerism, as well as people's time availability and expectations. All of these factors, coupled with limited professional program staff, serve to limit programming possibilities.

4.2 PROGRAMMING

Due to their ability to serve multiple user-groups, Community Centres are prominent and essential facilities that provide focal points for recreation and social interaction. Facility amenities influence the nature and scope of programming centres can offer. **Proposals identified in the District Plan should seek to fill gaps in programming and facility amenities within the District**.

There is demand for additional Community Centre gymnasium space for sports such as basketball and volleyball. While school gymnasiums have historically met community needs for gymnasium space, school facilities are becoming less available and less affordable for public use. Consultation and assessment of current indoor amenities indicate areas underserved by facilities such as gymnasiums.
Indoor soccer is growing in popularity and demand for such facilities is expected to continue. However, the proposals that entail community centres taking over City of Winnipeg indoor arenas for conversion into indoor soccer facilities require additional study and consideration to determine feasibility.

Based on population ratio standards, Winnipeg is adequately served by indoor ice arenas. Community Centres with indoor arenas indicate that ice surfaces are operating at reasonable levels, although there is pressure for additional prime time ice. The provision of an adequate supply of Community Centre indoor ice arenas and, potentially, indoor soccer facilities are seen as opportunities to solidify and enhance the Centre's fiscal capacity. The provision of such

facilities via Community Centres will provide the opportunity to meet local and regional recreation and leisure needs.

4.3 FACILITY CONDITION AND DISTRIBUTION

Citywide, Community Centres comprise an estimated 1,370,250 square feet of space. Of this, an estimated 934,125 square feet is "heated" recreation space. The average size of a Community Centre in Winnipeg is 13,156 square feet.

The condition and maintenance of Community Centre facilities remains a critical issue. The Public Use Facilities Study (PUFS) estimated it would cost over $200 million dollars to replace all Community Centres in the City. A more realistic goal of improving Community Centre facility conditions to a level of preservation maintenance was estimated to cost approximately $38 million.

In some communities, existing Community Centre facilities may not be meeting the recreation and leisure needs of residents. A goal of the District Planning process is to identify and support those Community Centres interested in achieving a more contemporary and sustainable mix of facilities over time. These potential changes will be done in consultation with communities. In communities where change is not desired, existing facilities will be maintained as best as can be done within the confines of approved budgets.

Many Community Centres are coming under increased pressure from escalating costs, aging facilities, and a declining volunteer base. Such issues are magnified when individual centres operate in isolation. In response, the potential of amalgamation and/or sharing of facilities offer the potential of a larger population for programming and volunteer base and increased viability within the community.

5.0 PRIORITIES FOR INVESTMENT IN 2006:

Following the initial round of District Plan consultations, fifteen (15) specific projects emerged. These projects represent initial steps towards meeting the long–term vision of the Community Centre movement in Winnipeg. The table below shows each project by their respective ranking.

Initial Projects Identified During Planning Process & Ranked by GCWCC Board Showing Potential Timelines

Community Centre Project	Rank	Community Centre Investment Funds Recommended	Total Estimated Cost	Tentative Timeline for Consideration		
				2006	2007-2009	Further consultation required
Corydon Community Campus (amalgamation of River Heights, Sir John Franklin and Tuxedo CC's on new site)	1		$9.4 M			X

Glenlee/Norberry (amalgamation of two centres on Norberry site)	**2**	**$1.0 M**	**$4.32 M**	**X**		
Bronx Park (new facility to house Bronx Park CC and the Good Neighbours Senior Centre)	**3**	**-**	**$6.3 M**	**X**		
Winakwa (addition of gymnasium)	4		$1.8 M		X	
Crescentwood (expansion)	5		$1.6 M		X	
Isaac Brock (expansion of gymnasium)	**6**	**Up to $750,000**	**$1.4 M**	**X**		
Southdale (addition of arena, indoor soccer and gym)	7		$12.6 M		X	
Victoria (expansion of fieldhouse to replace original community centre)	8		$1.44 M		X	
Notre Dame (addition of vestibule)	9		$250,000		X	
Park City West (addition of healthy living centre & indoor arena)	10		$3.0 M		X	
Linden Woods (addition of gymnasium)	11		$3.1 M		X	
Dakota (addition of two arenas & multi-plex gym)	12		$5.6 M			X
Charles Barbour Arena (conversion of facility to indoor soccer)	12		n/a			X
Roland Michener Arena (conversion of facility to indoor soccer)	14		n/a			X
Valley Gardens (relocation to Terry Sawchuk arena)	15		n/a			X
Detailed description of each project is included in Appendix A						

Projects not recommended for funding from the Community Centre Investment Fund in 2006 are still eligible for consideration in 2007 – 2009 upon resolution of outstanding, multifarious issues. Additional Community Centre projects and proposals continue to be accepted and considered on an ongoing basis.

6.0 RECOMMENDATIONS:

1. FUNDING RECOMMENDATION:

   - In accordance with the District Plan prepared by GCWCC, it is recommended that $1 million dollars from the Community Centre Investment Fund be allocated to the amalgamation of the Glenlee and Norberry Community Centres into a new facility (Norberry-Glenlee Community Centre) on the Norberry site.

2. FUNDING RECOMMENDATION:

   - In accordance with the District Plan prepared by GCWCC, it is recommended that up to $750,000 dollars from the Community Centre Investment Fund be allocated for a gymnasium at Isaac Brock Community Centre. (*It should be noted that budget and/or site constraints might require modifications to the scope of work. Should site*

restrictions or cost be prohibitive, the Isaac Brock Board has agreed to use BCI funds for renovations, in which case Community Centre Investment funds will not be allocated).

3. RECOMMENDATION:

- In accordance with the District Plan prepared by GCWCC, it is recommended that the Bronx Park Community Centre project receive final approval to proceed.

4. RECOMMENDATION:

- It is recommended that any unused portion of the Community Centre Investment Fund Allocation for 2006 be re-allocated to 2007.

6.1 ADDITIONAL RECOMMENDATIONS:

A number of other situations have come forward and have been taken into consideration in the District Planning Process, thus leading to the following recommendations:

1. RECOMMENDATION (CITY CENTRE)

That the **Victoria - Linden Woods** Community Centre **separate** into two distinct community centres.

- That the Isaac Brock **Minto** Satellite Site be **declared as surplus** and be removed from the Community Centre inventory.

2. RECOMMENDATION (ASSINIBOIA)

- That **Brooklands** Community Centre be **declared as surplus** and be removed from the Community Centre Inventory. It is further recommended that the Brooklands catchment continue to be serviced by Weston Community Centre.

3. RECOMMENDATION (LORD SELKIRK/WEST KILDONAN)

- That the Sinclair Park **Boyd Park** Satellite Site be **declared as surplus** and be removed from the Community Centre inventory. It is further recommended that any unused Building Communities funds from Boyd Park be reallocated to Sinclair Park Community Centre.

- That **Sinclair Park** Community Centre be **considered for a new facility** and be granted $1M from the $7M allocated to the North End Recreation and Leisure Centre.

4. RECOMMENDATION (EAST KILDONAN/TRANSCONA)

- That **Kelvin** Community Centre be **declared as surplus** and be removed from the Community Centre inventory, that the field house be retained.

7.0 SUMMARY COMMENTS: MOVING FORWARD

Community Centres are a valued and essential component of the recreation and leisure opportunities that contribute to the high quality of life that the citizens of Winnipeg experience. Each District reflects unique challenges and opportunities. Fueled by volunteers, the nature of Community Centres across the city will continue to evolve to meet the challenges that they face today. The District Planning process will encourage community centres to look at alternatives for the delivery of recreational and leisure needs that will speak to the communities needs.

This plan is an initial step in developing a long-term strategy for a stronger, viable community centre movement in our city. GCWCC will continue to assist the community centres to identify and support plans that will achieve a more contemporary and sustainable mix of facilities.
This plan is meant to be a "living" document, accommodating change while remaining true to long-term goals and guiding principles. As a result this plan promotes the adoption of a continuous planning process which will be subject to an annual review.

Plan for a Renewed & Vibrant Community Centre Movement

1.0 INTRODUCTION

Unique to Winnipeg, community centres are a valued and essential component of the recreation and leisure opportunities that contribute to the high quality of life Winnipeggers cherish. From modest origins in the 1940's, the 1950's saw the number and quality of community centres increase as municipalities assumed responsibility for capital construction. In the 1960's, particularly during the latter years of the decade, major investments in recreation facilities took place. [1] It has been more than thirty years since the City of Winnipeg made a major investment in its Community Centres.

In May 2004, a comprehensive Community Centre Review Task Force Report found community centres facing increasing challenges for funding, volunteers, and program participants. [2] Today, in the face of changing demographic and programming demands coupled with aging, inadequate facilities, many community centres cannot meet new and emerging recreation and leisure needs.

In February 2004, Winnipeg City Council set aside $43 million dollars, including a $10 million Investment Fund, for community centres to begin addressing recreation and leisure needs in Winnipeg. On May 18th, 2005 City Council adopted the Recreation, Leisure, and Library Facilities Policy (RLALFP). The objective of the Recreation, Leisure, and Library Facilities Policy is to empower the community to reconfigure its recreation, leisure and library facilities in a way that is responsive to local needs while remaining financially sustainable. Given that community centres are a major provider of recreation, the policy identified a larger leadership role for the General Council of Winnipeg Community Centres (GCWCC) and the District Community Centre Boards as it related to community centres. Together, GCWCC and individual community centres are encouraged to look at alternatives for the delivery of recreational and leisure needs that are responsive to local needs.

This Plan is an initial step in developing a long–term strategy to address the increasing challenges facing community centres. [3] The Plan is committed to the objective that the net heated square footage of Community Centres will be sustained at the current level (city wide). Increases in overall city wide heated square footage can occur where there is real population growth (and in keeping with the facility to population ratios contained in the RLALF policy). Where a sustainable business case is developed, some incremental increases in square footage may be allowed to occur.

The Plan is intended to build on existing strengths and help guide decision–making over the next five years.

> *To ensure that the uniqueness of the City of Winnipeg Community Centre movement remains vibrant and strong, and that neighbourhoods have a safe place where citizens of all ages can attend and participate in Community Centre events.*

---

[1] City of Winnipeg. Community Centre Study, 1980, page 7.
[2] General Council of Winnipeg Community Centres. Community Centre Review Task Force Report. May 2004.
[3] This report contains opinions and recommendations of the General Council of Winnipeg Community Centres (GCWCC) and is not meant to represent City of Winnipeg endorsement or concurrence.

In striving to achieve this vision over time, characteristics of an "ideal" community centre provide guiding principles and direction in setting priorities.

1.1 GUIDING PRINCIPLES

- Community centres are driven and led by volunteers who understand and appreciated the needs and concerns of the community;
- Community centres are the focal point of the community, providing an appropriate and diverse array of programming in a safe and healthy environment;
- Community centres provide a mix of sports, leisure, cultural and social programming accessible and adaptable to accommodate all groups and ages within the community;
- Community centre facilities are designed around programming and would be well–maintained, multi–seasonal, and multi–purpose;
- Stable funding ensures long–term viability that builds the capacity to fuel continuous human resource development and strong, lasting partnerships.

In addition to guiding principles, this Plan articulates goals and action strategies for moving the long-term vision of the Community Centre movement forward.

This is meant to be a "living" document, accommodating change while remaining true to long–term goals and guiding principles. As a result, this Plan promotes the adoption of a "*continuous planning process*" subject to an annual review. As the planning process takes hold, the long-term vision inspired by the community will emerge.

2.0 DISTRICT PLANNING PROCESS

The District Planning process is led by the GCWCC Board and/or Executive. GCWCC is committed to consult with individual community centres and Community Centre Districts to identify and prioritize facility needs, capital investments, as well as consider the needs of the community, the District, and city as a whole regarding investments in community centres and programming options. The planning process is shown in the figure on the following page.

A cornerstone of this Plan is the belief that individual community centres can be proactive in identifying opportunities and potential solutions to the challenges facing the community centre movement.

Consulting with individual community centres and Community Centre District Boards has been an important component throughout the development of the Plan. As a result, considerable time and energy in this initial Plan were committed to reviewing several projects on an individual basis in addition to broad-level determination of long–term goals and objectives.

Winnipeg's recreation and leisure requirements have undergone extensive review and consideration over the past several years. The Public Use Facilities Study (PUFS) was completed in 2004, leading to several important policy directions from City Council. These policies have established a new tone for the provision of recreation and leisure services in Winnipeg. Consequently, potential plans and proposals have accumulated while future directions were identified and determined.

A series of meetings with individual community centres and Community Centre District Boards lead to the initial identification of short and long–term projects included in this Plan. In turn, a framework for assessing community centre plans and proposals was established based upon four broad themes:

- Community driven needs and solutions;
- Facility and site considerations;
- Sustainable and contemporary mix of facilities;
- Cost / funding

This framework and subsequent range of individual measures allowed community centres to assess and assign a numerical value to each plan and proposal within their District. A range of factors was considered and scores were tabulated to determine which projects were deemed to be priorities by community centres themselves. The same process using the same evaluation criteria was conducted by the GCWCC Board to assess and identify priorities from a city – wide perspective.

The evaluation procedure at the District level and the GCWCC Board resulted in similar outcomes and overall rankings of each potential project. Findings are discussed in section 4.0 of this Plan.

GCWCC Consultation & District Plan Process

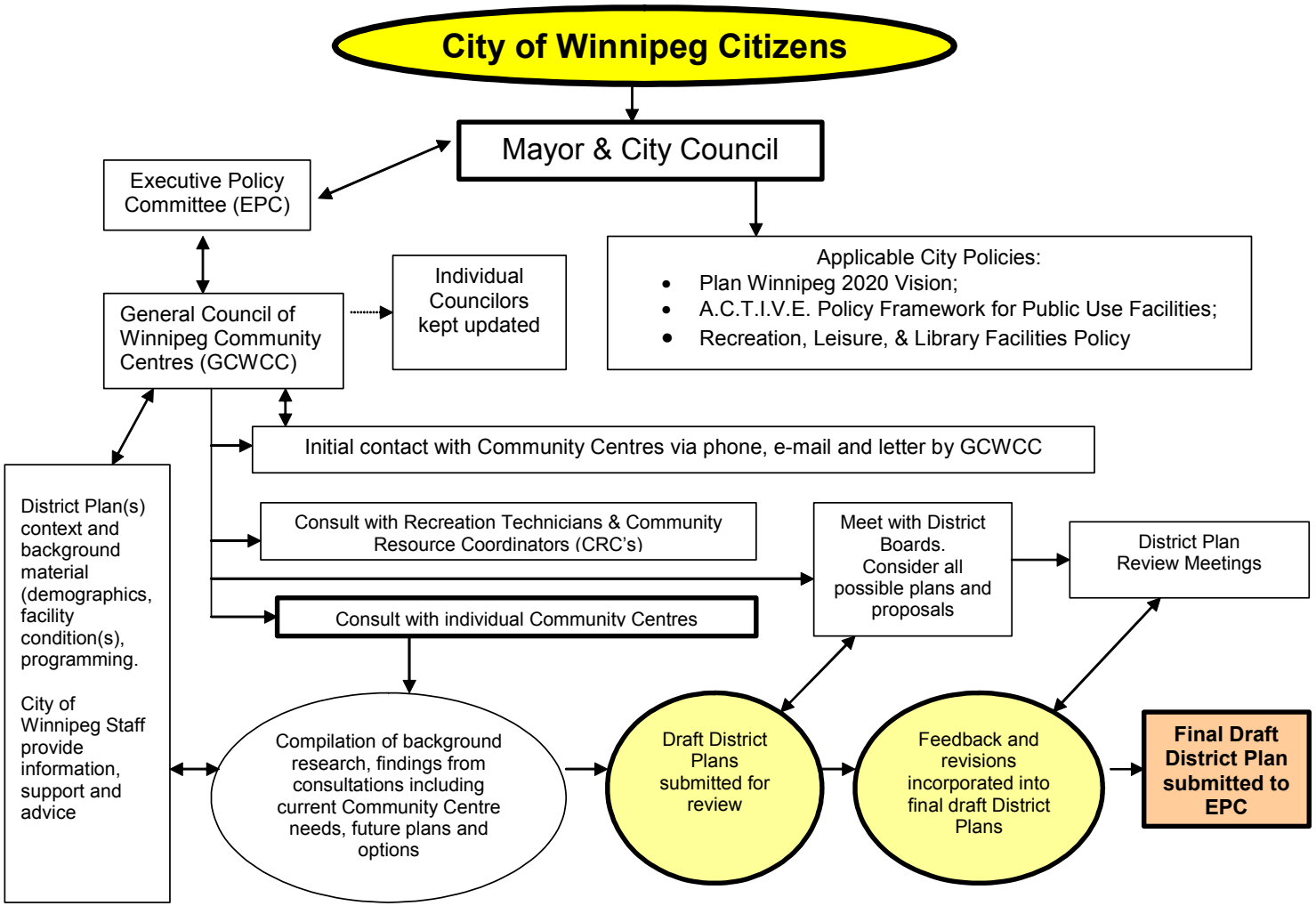

3.0 FACTORS AND TRENDS INFLUENCING COMMUNITY CENTRES

Each community Centre District reflects unique challenges and opportunities. As a result, over time, each District will develop a long-term District Plan that is subject to annual revision. Using a District planning perspective affords the opportunity to build on existing strengths within each District. The District Plans intend to help guide decision–making over the next five years. As the District planning process takes hold, a new recreation and leisure vision, inspired by the community centres themselves, will emerge.

Over time the District Plans will make recommendations on potential rationalization, retrofit and/or renovation of community centre facilities. The District Plan will also identify programming needs/opportunities relative to demographic trends and propose the programming and infrastructure required to respond.

As with any document that utilizes a long term planning horizon, periodic review is warranted. Continued monitoring of population change, facility conditions, and programming participation levels remain necessary. In turn, the direction of District Plans and citywide strategies may require refocusing from time to time to ensure that goals and objectives reflect current realities and remain responsive to changing community needs.

This section of the report provides the initial findings for each District with respect to demographic realities, facility conditions, programming and potential priorities for investment. The following provides a review of key factors and trends influencing Winnipeg as a whole, the five community centre Districts and individual community centres.

3.1 DEMOGRAPHIC AND RECREATION TRENDS[4]

Change is constant, and while trends can help point to possible future realities, often unforeseen factors emerge which may impact substantially upon recreation and leisure needs and subsequent facilities.

Demographics serve as a planning tool for determining both current and future needs. Of all the elements involved in creating the demand and need for recreation and leisure opportunities, changes in the age structure have one of the most significant impacts. Given the desire for active, healthy living, recreation and leisure participants now come from a wide range of age groups and participate in a wider range of activities in their leisure time.

Data reveal that Winnipeg is an aging community and this shift in the age structure will impact on the priorities citizens place on the provision of recreation and leisure opportunities. Much has been written regarding the aging of the Baby Boom generation and its affects on recreation and leisure services. Generally, as people age, they become less physically active, although there is evidence that current generations are more active than previous generations at the same age.

Changes in age groups will impact on the demand for recreational facilities and programs. Trends suggest youth and adolescents favor informal, unstructured recreational activities. [5] Seniors will account for a larger proportion of the population and community centres are often ideally suited to serve the needs of seniors. It is important that access is provided to recreation and leisure activities where seniors feel safe and are able to participate in activities that offer continued social contact with the broader community.

---

[4] Unless otherwise stated, all data cited in this section are from Statistics Canada, 2001 Census.
[5] Reginald W. Bibby. Canada's Teens Today, Yesterday, and Tomorrow. Stoddart, Toronto. 2001, page 176.

Changes in the nature and type of families are having an impact on community centres as well as other providers of recreation and leisure programs. Data from the Vanier Institute for the Family indicates that 84% of two parent families have dual incomes. [6] The increasing number of dual–income parents continues to create increased demand for recreational opportunities such as after school and summer programming.

Census data shows significant growth in the number and proportion of lone parent families over the past decade. In 2001, lone parent families comprised 18.6% of all families in Winnipeg. The proportion of lone parent families range from a low of 14.5% of all families in District Two to a high of 23.9% of all families in District Three.

The Aboriginal population continues to have a significant and increasing impact on the demographic, economic, cultural, political, and social fabric of Winnipeg. [7] According to the 2001 Census, Aboriginal people account for 8.6% of Winnipeg's overall population. Among the five Community Centre Districts the Aboriginal population ranges from a low of 4.4% of the total population in District Two to a high of 15.7% in District Three.

Immigration remains a crucial element in Winnipeg's overall population growth. According to preliminary estimates, in 2005 nearly 8000 new immigrants and refugees arrived in Winnipeg. [8] According to Census data, in 2001, recent immigrants (those who arrived between 1996 and 2001) accounted for 3.1% of the District Three population, the highest proportion among all Districts.

Research shows that use of recreation facilities generally increases with levels of education. In 2001, more than 18% of adults in Winnipeg held a university degree. Among Districts the proportion of adults with a university degree ranged from a low of 10.0% in District Three to a high of 26.8% in District One. Conversely, more than 39% of adults in District Three had less than a high school education in 2001.

As with educational attainment levels, participation in recreation activities generally increases in relation to employment rates and income levels. In 2001, the citywide unemployment rate was 5.7% while within the Districts unemployment rates ranged from a low of 4.4% in District Two to a high of 7.3% in District Three. Among youth (15 to 24 years of age) unemployment rates in reached 12.1% in District Three. District Five had the lowest youth unemployment rate with 9.8%.

Using City of Winnipeg Community Committee Areas as a proxy for the Community Centre Districts, data reveals that average household incomes in 2000 ranges from a low of $50,506 in Lord Selkirk – West Kildonan to a high of $78,072 in Assiniboia. City wide the average household income in 2000 was $53,126.

Community centres have historically served an important role in ensuring that all citizens have access to affordable recreational options. This ideal remains a fundamental goal and objective of the community centre model. Low-income circumstances, as measured by Statistics Canada's Low Income Cut Offs (LICO), show that 24.7% of all households in Winnipeg were in poverty in 2001. Within the Districts the rate of household poverty ranged from a low of 16.2% in District Two to a high of 32.7% in District Three. Child poverty rates ranged from 28.8% in District Three to 14.4% in District Five. City wide, the child poverty rate in 2001 was 19.9%.

---

[6] Roger Sauve. The Current State of Canadian Family Finances – 2005 Report. Vanier Institute of the Family, February 2006, page 8.

[7] United Way of Winnipeg. Eagle's Eye View. An environmental scan of the Aboriginal community in Winnipeg. June 2004.

[8] Province of Manitoba. Manitoba Immigration and Labour. Preliminary estimate for 2005.

Several broad societal trends could also have significant influence on community centres. These trends, often reinforced by an aging population, can affect potential investments in facilities and programming at community centres.

Advances in technology, including home access to the Internet, video games, home entertainment and home theatres have diversified and increased competition for leisure time. Changes in recreation and leisure needs underline the importance of adaptable facilities that accommodate a variety of programming by community centres. In addition to expecting high quality recreation and leisure services, people who are feeling more and more "time stress" are frequently demanding longer hours of operation and multi – use facilities where more than one family member can participate in an activity at the same time. One trend is for facilities to offer multiple complementary amenities that also offer the opportunity to accommodate different family members at the same time.

There is growing competition for families' and individual's recreation dollars and for people's recreation time. To remain relevant, communities must emphasize and offer a diversity of well-run programming options. Recreation is becoming more of a commodity, meaning that activities are subject to more competition between private, public and non-profit providers. At the same time, fiscal pressures on the City of Winnipeg, coupled with rising operating costs, have increased pressure on the maintenance, staffing, and programming of community centres.

Community Centres cannot ignore the combination of cost, quality, and convenience in the nature and type of recreation and leisure programming they provide. Community centre facilities must ensure that facility amenities allow for, rather than limit, programming options. At present, the size and/or lack of amenities such as gymnasiums and meetings rooms limits programming options for many communities' centres.

As the District Planning process proceeds, Plans must recognize the changing demographics, family dynamics, reduction in volunteerism, as well as people's time availability and expectations. All of these factors, coupled with limited professional program staff, serve to limit programming possibilities.

3.2 PROGRAMMING

Due to their ability to serve multiple user groups, community centres are prominent and essential facilities that provide focal points for recreation and social interaction. Facility amenities influence the nature and scope of programming centres can offer. **Proposals identified in the District Plan should seek to fill gaps in programming and facility amenities within the District**.

To understand future facility needs, it is helpful to learn which activities are most popular among today's participants. In accordance with the City of Winnipeg Recreation, Leisure, and Library Facilities Policy (RLALFP), GCWCC will work in close collaboration with the City to ensure that efforts regarding programming and facility operations are complementary. Within the context of this mandate, GCWCC will undertake specific research on the nature and type of programming provided by community centres. This would include, but not be limited to, type of programming, participants by age and gender, and changes in programming over time.

As part of the District Planning process, consultation with individual community centres and City of Winnipeg staff have pointed to several current and emerging programming needs.

Population aging, coupled with growth in immigrant communities, creates new demands on recreation and leisure services, some of which may currently be unmet. It is believed community centres could do

more to attract involvement of recent immigrants in programming and governance of Centres and should strive to achieve increased participation as a long-term goal.

There is demand for additional community centre gymnasium space for sports such as basketball and volleyball. While school gymnasiums have historically met community needs for gymnasium space, school facilities are becoming less available and less affordable for public use. Consultation and assessment of current indoor amenities indicate areas underserved by facilities such as gymnasiums.

Based on population ratios standards, Winnipeg is adequately served by indoor ice arenas. Community centres with indoor arenas indicate that ice surfaces are operating at reasonable levels, although there is pressure for additional prime time ice. The provision of indoor ice arenas and indoor soccer complexes via community centres provide the opportunity to meet local and regional recreation and leisure needs more effectively than city-owned and operated facilities. Community centre-run operations should also provide a safeguard measure to ensure that local, community-oriented users will have ample opportunity to accessible facilities - accessibility which may be limited if such facilities are provided by private sector operators alone.

There is interest among some community centres in the conversion of arenas into indoor soccer facilities. However, due to several factors proposals that entail community centres obtaining or taking over City of Winnipeg indoor arenas require additional study and consideration to determine their feasibility.

Indoor soccer is growing in popularity and demand for such facilities is expected to continue. Current population to facility ratio for an amenity such as in indoor soccer facility is recommended to be 1 per 50,000 populations. This points to the possibility of two (2) indoor soccer facilities per District.

3.3 FACILITY CONDITION AND DISTRIBUTION

City wide, community centres comprise an estimated 1,370,250 square feet of space. Of this, an estimated 934,125 square feet is “heated” recreation space. The average size of a community centre in Winnipeg is 13,156 square feet.

The condition and maintenance of community centre facilities remains a crucial issue. The GCWCC’s Community Centre Review Task Force (2004) noted that many of the community centres in Winnipeg were built decades ago and are now in a state of considerable disrepair. Several facilities were found to be nearing a crisis state.

The Public Use Facilities Study (PUFS) estimated it would cost $200 million dollars to replace all community centres in the City. A more realistic goal of improving community centre facility conditions to a level of preservation maintenance was estimated to have a cost of approximately $38 million. Even if this were to occur, annual on–going maintenance requirements would remain. Given the amount of investment required, anticipating future programming or facility needs must be carefully weighed in relation to many factors.

In addition to addressing facilities in need of repair, this Plan also seeks to establish a process where, over time, an equitable distribution of community centre facilities is achieved within each District.

Many community centres are coming under increased pressure from escalating costs, aging facilities, and a declining volunteer base. Such issues are magnified when individual centres operate in isolation. In response, the potential of amalgamation and/or sharing of facilities offer the potential of a larger population for programming and volunteer base and increased viability in the community.

A goal of the District Planning process is to identify and support those community centres interested in achieving a more contemporary and sustainable mix of facilities over time, as opportunities arise. These potential changes will be done in consultation with communities. In communities where change is not desired, existing facilities will be maintained as best as can be done within the confines of approved budgets.

It is impractical to provide community centres in close proximity to all those who wish to use them. Rather, this plan identifies a continuum of community centre facilities ranging from small, local neighbourhood centres to large scale, multi–use facilities which offer a special feature or unique design element and/or a wide range of activities. Availability of adequate parking and accessibility to public transit, bicycle, pedestrian and other alternative transportation options will determine which community centre(s) are classified as large scale facilities.

In accordance with the City of Winnipeg Recreation, Leisure, and Library Facilities Policy (RLALFP), smaller community centres shall be called Neighbourhood Community Centres and the larger centres shall be called Neighbourhood Recreation and Leisure Centres.

- Neighbourhood Community Centres will serve the local neighbourhood by providing a range of sports, culture, and "drop–in" play, as well as youth and seniors programs. Neighbourhood Community Centres may have athletic fields, gyms, multi–purpose space and outdoor rinks. Neighbourhood Community Centres are intended to serve a population of approximately 12,000 – 15,000 people.

- Community Recreation and Leisure Centres will serve a broader community at a ratio of 1 per 35,000 – 50,000 people. These Centres will provide more extensive sport, culture, seniors, drop–in, Children's play, youth, and fitness programs. Amenities may include indoor ice, indoor soccer, outdoor rinks, athletic fields, gyms, and multi-purpose space.

Community centres can prove to be focal points from which cycling and walking routes can be built. Coupled with rising energy costs, there is growing awareness and concern by the public for environmental quality and environmental issues. When considering future community centre locations, concerns regarding increased dependence on private vehicles as a means of accessing fewer but larger community centres should be lessened through the promotion of alternative means of transportation including, but not limited to, public transit, bicycle, and walking.

Over time, Districts will reconfigure their community centre spaces to optimize their mix of smaller Neighbourhood Community Centres and larger Community Recreation and Leisure Centres. Within each District, the long-term goal is to ensure an equitable distribution of recreation and leisure amenities. Striving for an effective continuum within each District should, in turn, foster an equitable distribution of amenities city–wide.

3.4 BOUNDARY ISSUES

For community centres to adequately and effectively serve their communities, well defined and recognized catchment area boundaries are required. Pursuant to Recreation, Leisure and Library Facility Study and the Management Agreement between the City of Winnipeg and the General Council of Winnipeg Community Centres, GCWCC will operate through district boundaries that match the City's Community Committee boundaries.

As part of the District planning process, community centre catchment area boundaries will be reviewed on a yearly basis. Currently, several boundary inconsistencies between community centre catchment areas

and / or District boundaries and City of Winnipeg Community Committee boundaries remain to be resolved.

It is recommended that Weston Community Centre boundaries be revised to include the Brooklands Community Center encatchment area and that until further review of the other eight community centres identified below retain their existing boundaries.

Weston Community Centre

RECOMMENDATION

- It is recommended that the Weston Community Centre Boundary be revised to include the Brooklands Community Centre encatchment area.

RATIONALE

- The Brooklands Community Centre has not been in operation since October 2004. The Brooklands community has been serviced by Weston Community Centre which is located in the Lord Selkirk – West Kildonan Community Committee. The closest centre to Brooklands in the Assiniboia area Brooklands is Bord-Aire Community Centre. Given the geographical distance and separation by a major land use barrier (Winnipeg International Airport), it would be a hardship for the residents of Brooklands to utilize Bord – Aire community centre.

Community Committees Involved: Assiniboia, Lord Selkirk – West Kildonan.

Other Community Centres with boundary inconsistencies are:

Burton Cummings Community Centre
Community Committees Involved: City Centre, Lord Selkirk – West Kildonan

Central Community Centre
Community Committees Involved: City Centre

Clifton Community Centre
Community Committees Involved: City Centre, Assiniboia.

Isaac Brock Community Centre
Community Committees Involved: City Centre, Assiniboia.

Robert A. Steen Community Centre
Community Committees Involved: City Centre, Assiniboia.

Sir John Franklin Community Centre
Community Committees Involved: City Centre, Assiniboia.

Tuxedo Community Centre
Community Committees Involved: City Centre, Assiniboia.

Westridge Community Centre
Community Committees Involved: City Centre, Assiniboia.

We ask for City of Winnipeg concurrence on the recommendations as part of the GCWCC District Plan.

4.0 PRIORITIES FOR INVESTMENT IN 2006

Following the initial round of District Plan consultations, fifteen (15) specific projects emerged during the process. The following table shows each project by its respective rank. These projects represent initial steps toward meeting the long–term vision of the community centre movement in Winnipeg. Additional projects and proposals from community centres will continue to be accepted and considered on an ongoing basis.

Although there are issues to be resolved within each of the fifteen projects, it has been determined that those projects being recommended in 2006 have issues that can be resolved in short order. A short and medium-term timeframe have been established to reflect the need for continued assessment, consideration and planning.

Projects not recommended for funding from the Community Centre Investment Fund in 2006 are still eligible for consideration in 2007–2009, upon resolution of outstanding issues.

A detailed description of each project and discussion of issues to be resolved are included in Appendix A – District Characteristics.

Initial Projects Identified During Planning Process & Ranked by GCWCC Board Showing Potential Timelines						
Community Centre Project	Rank	Community Centre Investment Funds Recommended	Total Estimated Cost	Tentative Timeline for Consideration		
				2006	2007-2009	Further consultation required
Corydon Community Campus (amalgamation of River Heights, Sir John Franklin and Tuxedo CC's on a new site)	1		$9.4 M			X
Glenlee/Norberry (amalgamation of two centres on Norberry site)	**2**	**$1.0 M**	**$4.32 M**	**X**		
Bronx Park (new facility to house Bronx Park CC and the Good Neighbours Senior Centre)	**3**	**-**	**$6.3 M**	**X**		
Winakwa (addition of gymnasium)	4		$1.8 M		X	
Crescentwood (expansion)	5		$1.6 M		X	
Isaac Brock (expansion of gymnasium)	**6**	**Up to $750,000**	**$1.4 M**	**X**		
Southdale (addition of arena, indoor soccer and gym)	7		$12.6 M		X	
Victoria (expansion of fieldhouse to replace original community centre)	8		$1.44 M		X	
Notre Dame (addition of vestibule)	9		$250,000		X	
Park City West (addition of healthy living centre & indoor arena)	10		$3.0 M		X	
Linden Woods (addition of gymnasium)	11		$3.1 M		X	
Dakota (addition of two arenas & multi-plex gym)	12		$5.6 M			X
Charles Barbour Arena (conversion of facility to indoor soccer)	12		n/a			X
Roland Michener Arena (conversion of facility to indoor soccer)	14		n/a			X
Valley Gardens (relocation to Terry Sawchuk arena)	15		n/a			X
Detailed description of each project is included in Appendix A						

FUNDING RECOMMENDATION:

- In accordance with the District Plan prepared by GCWCC, it is recommended that $1 million dollars from the Community Centre Investment Fund be allocated to the amalgamation of the Glenlee and Norberry Community Centres into a new facility (Norberry-Glenlee Community Centre) on the Norberry site.

RATIONALE:

- Project was deemed a priority through the District and GCWCC evaluation process for the following reasons: Building Communities Initiative (BCI) funding is in place ($650,000); community consultations have been held, and the Glenlee and Norberry Community Centre Boards have amalgamated. This project provides the first positive example of community centres working together to rationalize facilities.

FUNDING RECOMMENDATION:

- In accordance with the District Plan prepared by GCWCC, it is recommended that up to $750,000 dollars from the Community Centre Investment Fund be allocated for a gymnasium at Isaac Brock Community Centre.

RATIONALE:

- No increase in square footage required (Isaac Brock Board has passed a motion to give up satellite site at Minto); Building Community Initiative (BCI) funding in place ($630,000); community consultations have been held highlighting the need for additional gymnasium space within the community; high percentage of vulnerable and at-risk youth in the community; project was deemed a priority through District and GCWCC evaluation process.

Note:

It should be noted that budget and site concerns might require modifications to the scope of work. Should site restrictions or cost be prohibitive, the Isaac Brock Board has agreed to use BCI funds for renovations, in which case Community Centre Investment funds will not be allocated.

RECOMMENDATION:

- In accordance with the District Plan prepared by GCWCC, it is recommended that the Bronx Park Community Centre project receive final approval to proceed.

RATIONALE:

- $3.9M funding allocated by Council for project; project facilitates creation of an intergenerational facility while fostering the rationalization of recreation and leisure facilities; current community centre facility is in need of substantial upgrade.

RECOMMENDATION:

- It is recommended that any unallocated portion in the Community Centre Investment Fund Allocation for 2006 be re-allocated to 2007.

RATIONALE:

- Investment in community centre facilities must be weighed carefully in relation to many factors. Issues remain to be resolved among several projects and proposals identified during the initial planning process. A short and medium term timeframe has been established to reflect the need for continued assessment, consideration and planning.

ADDITIONAL RECOMMENDATIONS

RECOMMENDATION:

- It is recommended that Victoria – Linden Woods Community Centre separate into two distinct community centres.

RATIONALE:

- On March 2, 2005, at its Annual General Meeting, the membership of the Victoria-Lindenwoods Community Centre voted in favour of separation. This motion was presented and passed at the City Centre Community Committee and forwarded to the May 2, 2005 meeting of the Standing Policy Committee on Protection and Community Services, at which time the Administration was
- requested to report back on the separation of the Victoria-Lindenwoods Community Centre. On July 11, 2005 Standing Policy Committee and Community Services concurred with the administrative recommendation and referred matter of the separation of the Victoria-Lindenwoods Community Centre to the Board of General Council Community Centres to provide its advice to Executive Policy Committee, consistent with the Recreation, Leisure and Library Facilities Policy as adopted on May 18, 2005.

RECOMMENDATION:

- It is recommended that the Isaac Brock Community Centre Minto Satellite Site be declared as surplus and be removed from the Community Centre Inventory.

RATIONALE:

- Over the past number of years, the facility has been utilized by Harstone Day Care under a 3rd Party Use Agreement. Other than one day events such as birthday parties the Community Centre has not been providing programming at this site. The Isaac Brock Board passed a motion to relinquish the Minto Site and turn it back to the City.

RECOMMENDATION:

- It is recommended that Brooklands Community Centre be declared as surplus and be removed from the Community Centre Inventory.

RATIONALE:

- Brooklands Community Centre ceased operation in the fall of 2004. Three (3) attempts were made to hold an Annual General Meeting and Election of Officers however the meetings were adjourned due to a lack of quorum. The Brooklands encatchment area is being serviced by Weston Community Centre. The community centre has been vandalized on an ongoing basis and is cause for concern as it has become a "hangout" for illegal activities.

RECOMMENDATION:

- It is recommended that the Sinclair Park Community Centre Boyd Park Satellite Site be declared as surplus and be removed from the Community Centre Inventory.

RATIONALE:

- Sinclair Park Community Centre assumed operation of the Boyd Park Site in 2000 with the dissolution of the Boyd Park Community Centre Board. The facility is in need of extensive retrofitting and offers limited programming opportunities. Programming that was offered out of this facility has been moved to the Sinclair Park Site. The Sinclair Park Board of Directors motioned to relinquish the Boyd Park Site and turn it back to the City.

RECOMMENDATION:

- It is recommended that Sinclair Park Community Centre be considered for a new facility and be granted $1M of the $7M allocated to the North End Recreation and Leisure Facility.

RATIONALE:

- The Sinclair Park Community Centre catchment area serves a socio – economically challenged population. In 2003 preservation needs of the facility were estimated at 2M. Replacement is recommended to adequately address recreation and leisure needs of the at – risk population within the community.

RECOMMENDATION:

- It is recommended that Kelvin Community Centre be declared as surplus and be removed from the Community Centre Inventory; that the field house be retained for future use.

RATIONALE:

- For a number of years lack of a volunteer base and facility amenities has hindered programming, governance and accountability of the centre. The facility would require extensive investment to improve programming options. Redevelopment of Bronx Park Community Centre fosters the opportunity to adequately service catchments current population.

5.0 SUMMARY

Community Centres remain an important component of the recreation and leisure experience in Winnipeg. Fueled by volunteers, the nature of community centres across the city continues to evolve. This Plan is an attempt to encourage this evolution to continue.

While the challenges are many, opportunities abound. Led by GCWCC, this plan also underlines the commitment to consultation when decisions on community centre facilities are needed (on expansion or merger, a new facility, priorities, options, and trade – offs). While the process for consultation will vary depending on the needs of a community and the issue at hand, the goal is to seek meaningful, timely input from the full range of people that may be affected by a decision.

Over time, with your help, a financially sustainable, contemporary mix of facilities that all Winnipeggers can be proud of will emerge.

Appendix A: District Characteristics and Project Summaries

1.0 DISTRICT ONE – CITY CENTRE CHARACTERISTICS

District One – City Centre is bounded by Notre Dame Avenue to the north, Century and Kenaston to the west, Bishop Grandin to the south, the Red River to the east up to the Assiniboine River, Salter at the northeast boundary to Notre Dame. The District encompasses fifteen (15) community centres.

At present, District One is home to an estimated 205,149 sq. feet of community centre space. Of this, an estimated 192,502 sq. feet is classified as "heated" square footage. The average heated sq. ft. per community centre in District One is 12,833 sq. feet. At present, the community centre to population ratio in District One is 1: 9,293. Citywide, the community centre to population ratio is 1: 8,802.

1.1 DEMOGRAPHICS

The overall District One population is estimated to have climbed to approximately 137,900 by 2005. Estimated changes in community centre populations are shown below.

Total & Estimated Population by Community Centre for District One, 2001 & 2005

Community Centre	2001 Population	Estimated 2005 Population	% Change 2001 - 2005
Victoria - Linden Woods	10,155	12,265	20.8%
Westridge - Whyteridge	9,595	10,750	12.0%
River Heights	11,240	12,485	11.1%
Sir John Franklin	10,960	11,130	1.6%
Crescentwood	8,900	8,950	0.6%
River Osborne *	10,290	10,315	0.2%
Earl Grey	7,785	7,795	0.1%
Lord Roberts	5,170	5,175	0.1%
Fort Garry	6,425	6,430	0.1%
Robert A. Steen *	14,095	14,100	0.0%
Clifton	4,820	4,820	0.0%
Isaac Brock	5,050	5,050	0.0%
Riverview	4,060	4,060	0.0%
Orioles *	13,870	13,855	-0.1%
Wildwood	1,100	1,090	-0.9%
Neutral Zone [9]	10,715	9,615	-10.3%
District 1 (including neutral zone)	134,840	137,885	2.3%

Source: Statistics Canada, 2001 Census. Estimation calculations performed by GCWCC based on data provided by City of Winnipeg. * Figures revised to account for approximate allocation of neutral zone population

[9] Neutral Zone: Area accounts for a large section of the Central Business District (CBD) and is bounded by the Assiniboine River to the south, Osborne Street north from St. Mary's Avenue and Balmoral Street to Portage Avenue. The northern boundary is formed by Notre Dame to Main Street with Main Street serving as the eastern boundary.

Population estimates by neighbourhood provided by the City of Winnipeg indicate that:

- For the Victoria-Linden Woods Community Centre, the Lindenwoods neighbourhood accounts for approximately 78% of the catchment area population and virtually all of the estimated population increase between 2001 and 2005;

- For the Westridge community centre, the neighbourhood of Whyteridge accounts for approximately 70% of the catchment area population and all of the estimated population increase between 2001 and 2005.

For the District as a whole, the chart below shows changes in age groups over the period 1991 to 2001.

District One Showing Percentage Change in Population by Age, 1991 - 2001

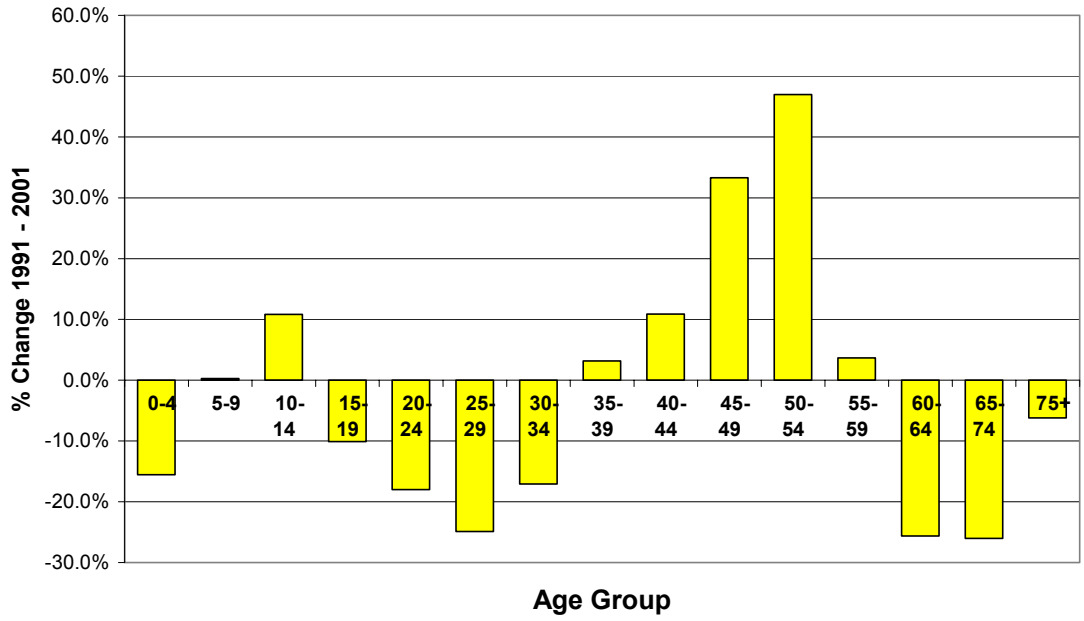

Despite declines among the youngest age groups over the past decade, children within District One will remain important users of community centres in association with their parents and grandparents.

The age structure underlines the importance of programming for adults in their 30's and 40's. Based upon 2001 Census data, District One was home to a higher proportion of adults 20 to 39 years of age than the City as a whole. The District is also home to a large proportion of elderly seniors 75 years of age and over.

Changes in the District's age structure reflect some aging of the population and this could shift the priorities in leisure and recreation provision to activities where seniors are able to participate and enjoy

continued social contact with the broader community. Community centres within the District can be ideally suited to cater to the active and passive recreation needs of seniors.

Additional key demographic characteristics in District One include:

- In 2001:
    - 22% of the District population was under 20 years of age;
    - 64% of the District population was 20 to 64 years of age;
    - 14% of the District population was 65 years of age and over.
- Aboriginal persons account for 8.0% of the overall District One population compared with 8.6% citywide.
- Recent Immigrants (those who arrived between 1996 and 2001) account for 2.7% of the overall population in District One compared with 2.2% citywide.
- 22.6% of adults had less than a high school education while 26.8% held a university degree in 2001. Citywide, 28.2% had less than a high school education while 18.3% held a university degree.
- Adult unemployment rate was 6.2% in 2001 compared with 5.7% citywide. Youth unemployment (those 15 to 24 years of age) was 11.5% in District One and 10.8% citywide.
- Lone parent families account for 18.9% of all families in the District. Within the District, the proportion of lone parent families ranges from a high of 31.5% in the Orioles catchments area to a low of 7.7% of all families in the Wildwood catchment area.
- 11.2% of families had incomes of less than $20,000 in 2000 compared with 10.4% of families citywide.
- 29.7% of families were in low income in 2000 compared with 24.7% citywide.
- 20.7% of children were living in poverty in 2001 compared with 19.9% of children citywide.
- Average household income by Community Centre District in 2000 was not available; however, the average household income in the City Centre Community Committee in 2000 was $47,625. Within the District, average household incomes ranged from a low of $29,795 for Orioles to a high of $107,488 in Wildwood.
- 10.0% of all households reported incomes of less than $30,000 per year in 2000 compared with 10.2% citywide.

1.2 PROGRAM AND AMENITY SUMMARY

The following table identifies the type and diversity of programming offered within the District. Moreover, it may help identify gaps in programming by indicating what could be offered.

Presently, hockey, soccer/soccer camps, basketball, indoor soccer, special events, and yoga account for the largest number of programs offered in community centres within District One.

Summary of Community Centre Programming by Type for District One, 2005					
Program	**Total Programs**	**Program**	**Total Programs**	**Program**	**Total Programs**
Aerobics	3	Garden club	1	Pre-teen dances	5
Archery	1	Gymnastics	2	Quilting	1
Air rifle	1	Healthy Baby	1	Ringette	2
Art group	5	Hockey	13	Rubber stamping	1
Badminton	1	Indoor soccer	8	School usage	2
Ball hockey	2	Jackrabbit hockey	1	Scrap booking	1
Baseball	4	JackrabbitX-country skiing	1	Seniors group	2
Basketball	8	Judo	2	Sign and say	2
Before/after school program	3	Karate	6	Soccer/soccer camps	13
Belly dancing	3	Kick boxing	1	Softball	4
Big Sky Flyers	1	Kung fu	2	Southside AA	1
Bingo	2	Junior chefs	1	Special events	8
Boot camp	1	Learn to skate	3	Speed skating	1
Boxing	3	Line dancing	1	Strength training	1
Boys club	1	Mad science	1	Study buddies	1
Brownies, pathfinders, etc	4	Mom's group	1	Tae kwon do	3
Cheerleading	1	Movie nights/fun nights	4	Tai chi	2
Church group	1	Music lessons, etc	2	Team kid program	1
Crafts	1	Nails	0	Tennis	5
Cribbage/cards nights	3	Nursery school	2	Walking club	1
Dance	4	Nutrition programs	1	Wpg. Women's Institute	1
Day camps	2	Open play	2	Wrestling	1
Drama	1	Parenting classes	2	Volleyball	2
ELS/adult learning	2	Parents and tots	5	Yoga	8
Flag football	1	Pilates	2	Youth drop-in	6
Floor hockey	6	Ping pong/table tennis	1		
Football	1	Pleasure skate	7		
Source: Based on most recent programming reports. Compiled by GCWCC					

The following chart shows the distribution of current community centres indoor amenities within the District. This information, coupled with consultation with community centres and other stakeholders, seeks to assist in the identification of gaps in amenities and programming within the District.

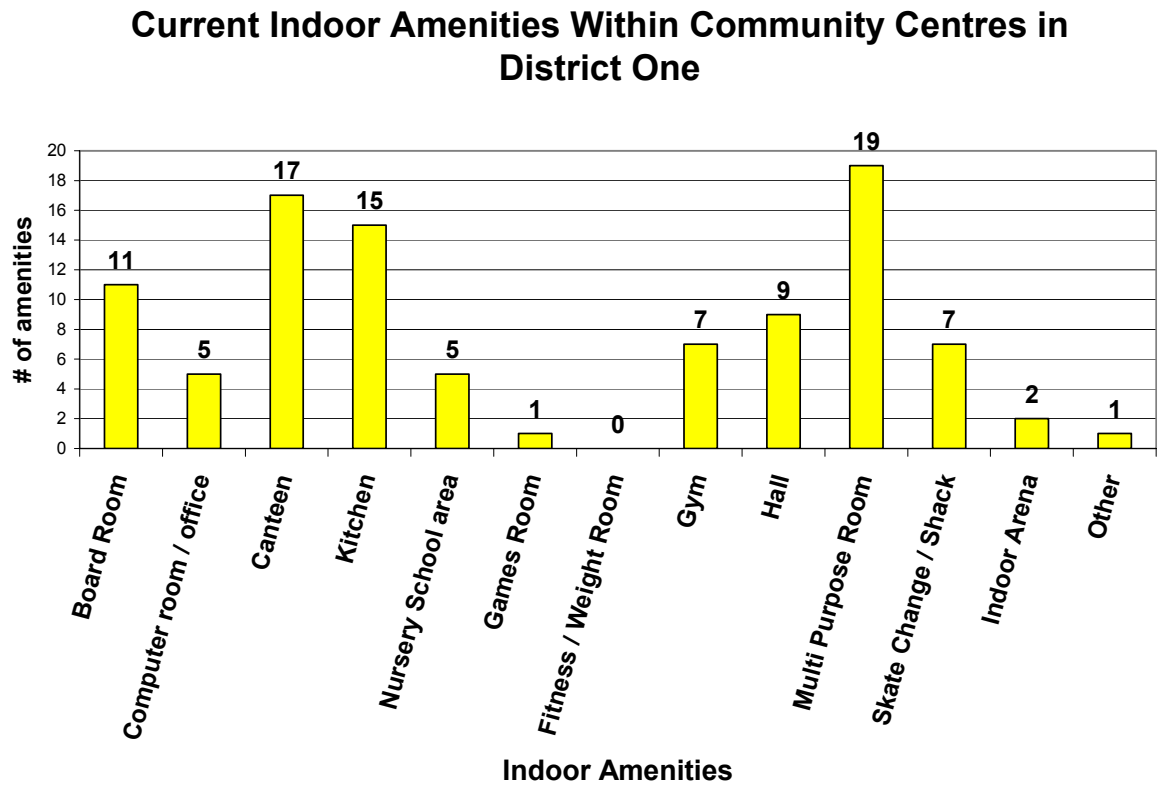

1.3 OPPORTUNITIES AND PROPOSALS

Each District reflects unique challenges and opportunities. Fueling the District planning process is the belief that individual community centres can be proactive in identifying opportunities and potential solutions to the challenges they face.

The stark reality is that a lack of volunteer participation and governance, deterioration of facilities, and site limitations could all contribute to the potential closure of a community centre. Over time, the District Plans will make recommendations on potential rationalization, retrofit and/or renovation of community centre facilities to ensure community centres continue to meet community needs.

Within the District, potential options for community centres include:

- Status quo
- Merger of Boards but retention of facilities;
- Merger of Boards and rationalization of facilities including, for example, the reduction in overall square footage through the replacement of facilities with field house and satellite sites;
- Merger of Boards and rationalization of facilities with the closure of one or more facilities.

Consultation, as part of the District Planning process, has identified that a closer working relationship/amalgamation among Clifton, Isaac Brock and Orioles community centres should be pursued, with the following possible outcomes:

- A catchment area of approximately 23,700 people
- A catchment area of this size would could provide funding for full time positions as well as make a case for substantial facility improvement or a new facility.
- High need area would benefit from expanded programming and updated facilities.

Currently, discussions regarding a closer working relationship have been initiated by the Fort Garry, Wildwood, Westridge, and Victoria community centres.

- Aggregate catchment area would be: 12,700 people (estimate)
- Closer working relationship would afford the opportunity to expand volunteer base and explore shared staffing models,
- Programming options could be improved / expanded

Within the District, future housing and subsequent population growth of a scale and magnitude to warrant a new community centre is anticipated in the Waverley West neighbourhood. [10]

- Is it recommended that strengthening existing community centres within the District rather than building new facilities in emerging neighbourhoods could promote compact urban form.

Current plans and proposals under consideration in the District are included in the following pages. These projects represent initial steps toward meeting the long–term needs of the District. Additional projects and proposals from community centres which help advance the overall vision for the District will continue to be accepted and considered.

Corydon Community Campus

Summary: Proposal by the River Heights, Sir John Franklin and Tuxedo Community Centres for the development of a Community Campus at the Lipsett Hall site on Kenaston. The group will only consider development at this site. Present facilities would be closed.

PROPOSED	CONFIRMED	ISSUES TO BE RESOLVED
Preliminary design plans include two indoor arenas, one indoor soccer pitch, one full-size gym, three multi-purpose rooms, two daycare areas, a computer lab/library, theatre space, retail space, underground parking and site works.	Three centres currently equal 42,800. Additional square footage available with heated garages and skate change buildings to bring total to 48,900 sq. ft.	Conceptual drawings Development restrictions at Lipsett Hall.
Merger of three community centres to enable the construction of the Corydon Community Campus on the	Board approval to explore amalgamation at Lipsett Hall site.	Acquisition of property. Community approval.

[10] Existing policy indicates that population growth of 15,000 people or more in a community would result in a new community centre facility.

Lipsett Hall site.		
Community Consultation to take place. Community survey planned for Sept/06	Public Open Houses held on May 15 and 16, 2006 at Lipsett Hall	Some community opposition.
Estimated cost: $9.6M	No funding confirmed. Operating costs from three centres to be transferred to new facility.	Further plan development will target actual cost. Identify sources of funding. Business plan required. Process for decommissioning city properties.

Crescentwood Community Centre

Summary: Proposal calls for a three level addition (including basement) to the south side of their building to accommodate increased demand for programming.

PROPOSED	CONFIRMED	ISSUES TO BE RESOLVED
9,000 sq.ft. addition to existing building	Conceptual drawings completed.	Source of additional sq. ft. re: RLALFP
Estimated cost: $1.6M Crescentwood proposes contribution of $500,000	MRIF application submitted for $500,000 Business plan done.	Confirmation of funding. Source of additional funding.
Increase parking lot. Close wading pool. Water park proposed at Fleet and Harrow.	N/A	Zoning variances
Community consultation, including website, electronic newsletters, signage, brochures and a door-to-door canvas of community homes.	Information shared at all public gatherings over the past two years. Newsletters. Plans posted at centre.	N/A

Isaac Brock Community Centre

Summary: Community has identified, through the Building Communities Initiative, the need for a gymnasium at Isaac Brock Community Centre.

PROPOSED	CONFIRMED	ISSUES TO BE RESOLVED
Renovation/expansion of existing hall into a new gymnasium	RFP's issued.	Site restrictions/cost may be prohibitive. In this case, Isaac Brock Board has agreed to use BCI money for renovations.
Estimated cost $1.4 M	$630,000 from BCI	Actual cost to be determined.
New gym will require building expansion and increased parking. This will probably result in the loss of their wading pool.	Isaac Brock Board has agreed to give up Minto site, resulting in no increase in sq. ft. re: RLALFP.	Feasibility of gym. Zoning variances. Design.

Community consultation	BCI community consultation identified need for gym at IBCC	Survey of immediate neighbourhood should expansion be the chosen option.

Victoria-Linden Woods Community Centre (Victoria Site)

Summary: Proposed demolition of current clubhouse and expansion of skate change building to accommodate a new hall (200 capacity), coat room, kitchen, bar/storage, two activity rooms, office, washrooms, canteen and viewing area.

PROPOSED	CONFIRMED	ISSUES TO BE RESOLVED
Demolition of present community centre. Phase 2 of 1996 redevelopment plan includes a 2-level addition to skate change building. Phase 3: expansion of parking lot.	Centre in poor condition due to age. Size of existing building: 8,749 sq. ft. Conceptual drawings done. Proposed new sq. ft. = 8,000 sq. ft.	N/A
Cost estimate: 8000 X $180=$1.44M	$300,000 of Capital funds allocated.	Source of additional funding
Separation of Victoria and Linden Woods	GCWCC recommendation fro separation of Victoria-Linden Woods	N/A
Public consultation – open house will be planned.	Survey of community.	Survey results have not been disclosed.

Victoria-Linden Woods Community Centre (Lindenwood Drive)

Summary: Propose the addition of a gymnasium to the Lindenwoods facility

PROPOSED	CONFIRMED	ISSUES TO BE RESOLVED
Full-sized gym with raised stage, backstage and sound room: meeting rooms, full basement, commercially equipped kitchen = 13,360 sq.ft.	Project has Board approval.	Source of sq. ft. re RLALFP Conceptual drawings to be submitted to GCWCC.
Estimated cost: $3.1M	Community Centre seeking funding from Land Dedication and MRIF Total of $60,000 from Linden Woods Community Association and LWC Foundation	Confirmation of funding. Source of additional funding.
Separation of Victoria-Linden Woods Community Centre. .	GCWCC recommendation for separation of Victoria-Linden Woods	N/A
Community consultation	Survey of community. Newsletter.	Further consultation

Charles Barbour (Grant Park) Arena Conversion

Summary: Fort Rouge community centres propose to take over Charles Barbour arena, converting it into an indoor soccer facility.

PROPOSED	CONFIRMED	ISSUES TO BE RESOLVED
Crescentwood, Earl Grey, Lord Roberts, Riverview and River Osborne community centres propose converting Charles Barbour arena into an indoor soccer facility. They would govern the converted facility with direct management provided by Crescentwood CC.	N/A	Feasibility. Cost estimate. Business plan. Funding. Public consultation. Decommissioning of City arenas.

2.0 DISTRICT TWO - ASSINNIBOIA CHARACTERISTICS

District Two – Assiniboia is bounded by the Perimeter Highway to the west, Saskatchewan Avenue and the Airport to the North, Kenaston Boulevard and Century Street to the west, and Wilkes Avenue to the south. The District encompasses thirteen (13) community centres.

At present, District Two is home to an estimated 218,047 sq. feet of community centre space. Of this, an estimated 166,211 sq. feet is classified as "heated" square footage. The average heated square footage per community centre in District Two is 12,785 sq. feet. Currently the community centre to population ratio in District Two is 1 centre per 7,291 people. Citywide, the community centre to population ratio is 1 centre per 8,802 people.

2.1 DEMOGRAPHICS

The overall District Two population is estimated to be approximately 94,800 by 2005. District Two had the lowest projected population growth among all Community Centre Districts. Estimated population changes by community centre are shown in the table below.

Total & Estimated Population by Community Centre for District Two Assiniboia, 2001 & 2005

Community Centre	2001 Population	Estimated 2005 Population	% Change 2001 - 2005
Tuxedo	6,595	6,920	4.9%
Varsity View	11,010	11,150	1.3%
Roblin Park	7,455	7,535	1.1%
Heritage - Victoria	7,890	7,965	1.0%
Westdale	7,845	7,895	0.6%
Sturgeon Creek	6,510	6,550	0.6%
Woodhaven	3,155	3,165	0.3%
Assiniboia West	14,185	14,195	0.1%

Silver Heights	5,180	5,185	0.1%
Deer Lodge	3,835	3,835	0.0%
Kirkfield - Westwood	10,100	10,105	0.0%
Bord - Aire	5,285	5,275	-0.2%
Bourkevale	2,215	2,210	-0.2%
District Two	94,040	94,785	0.8%
Source: Statistics Canada, 2001 Census. Estimation calculations performed by GCWCC based on data provided by City of Winnipeg.			

For the District as a whole, the chart below shows changes in age groups over the period 1991 to 2001.

District Two Showing Percentage Change in Population by Age, 1991 - 2001

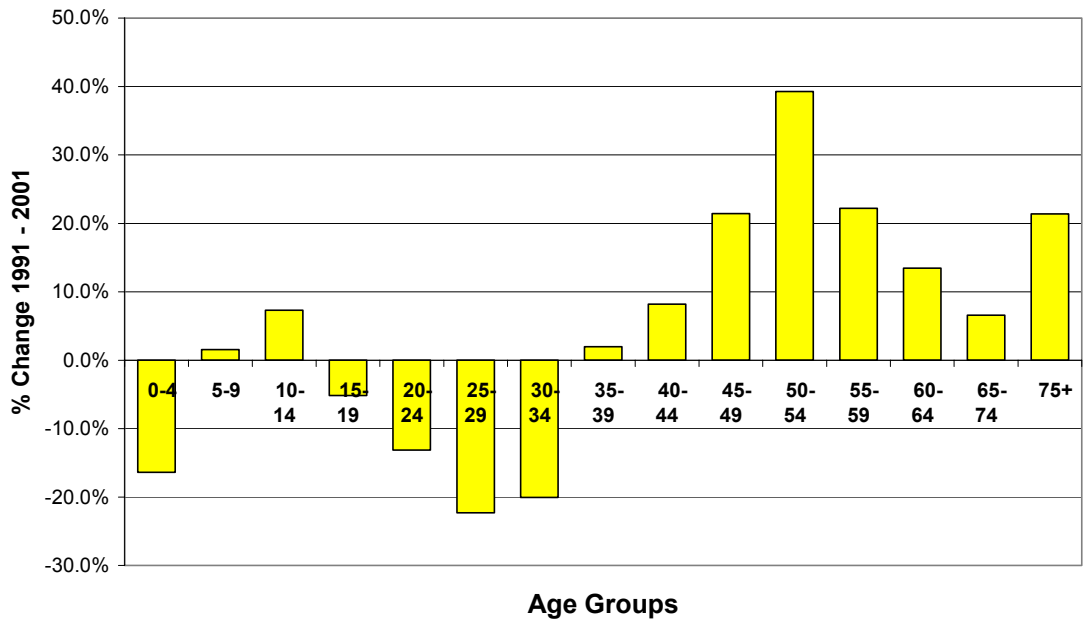

Within the District, the age structure underlines the importance of programming for adults and seniors. Based upon 2001 Census data, District Two was home to a high and growing proportion of adults 50 to 64 and seniors 65 years of age and over as compared to the City as a whole.

Changes in the District's age structure reflect aging of the population and this could shift the priorities in leisure and recreation provision to activities where seniors are able to participate and enjoy continued social contact with the broader community. Community centres within the District can be ideally suited to cater to the active and passive recreation needs of seniors.

Additional key demographic characteristics in District Two include:

- In 2001:

- 24 % of the District population was under 20 years of age;
- 61 % of the District population was 20 to 64 years of age;
- 15 % of the District population was 65 years of age and over

- Aboriginal persons accounted for 4.4% of the overall District Two population compared with 8.6% citywide.

- Recent Immigrants (those who arrived between 1996 and 2001) account for 0.9% of the overall population in District Two compared with 2.2% citywide.

- 23.1% of adults had less than a high school education, while 19.8% held a university degree in 2001. Citywide, 28.2% had less than a high school education while 18.3% held a university degree.

- Adult unemployment rate was 4.4% in 2001 compared with 5.7% citywide. Youth unemployment (those 15 to 24 years of age) was 10.1% in District Two and 10.8% citywide.

- Lone parents account for 14.5% of all families in the District. Within the District the proportion of lone parent families range from a high of 23.0% in the Bord–Aire catchment area to a low of 8.2% of all families in the Tuxedo catchment area.

- 6.0% of families had incomes of less than $20,000 in 2000 compared with 10.4% of families citywide.

- 16.2% of families were in low income in 2000 compared with 24.7% citywide.

- 12.4% of children were living in poverty in 2001 compared with 19.9% of children citywide.

- Average household income by Community Centre District in 2000 was not available; however, the average household income in the Assiniboia Community Committee in 2000 was $66,202. Within the District, average household incomes ranged from a low of $41,536 for Bord - Aire to a high of $140,873 in Tuxedo.

- 15.6% of all households reported incomes of less than $30,000 per year in 2000 compared with 10.2% citywide.

2.2 PROGRAM AND AMENITY SUMMARY

The following table identifies the type and diversity of programming offered within the District. Moreover, it may help identify gaps in programming by indicating what could be offered.

Presently, hockey (including clinics and camps), special events, pleasure skating, and soccer/soccer camps account for the largest number of programs offered by community centres within District Two.

Summary of Community Centre Programming by Type for District Two, 2005

Program	Total Programs	Program	Total Programs
Aerobics	2	Learn to skate	1
Antique motorcycle club	1	Modellers	1
Art group	1	MOVA	1
Ball hockey	1	Movie nights/fun nights	1
Baseball	7	Nursery school	4
Basketball	2	Open play	1
Bingo	5	Parents and tots	6
Brownies, pathfinders, etc	6	Parkinson's exercise class	1
City programs	1	Ping pong/table tennis	1
Cribbage/cards nights	2	Pleasure skate	10
Dance	6	Pre-teen dances	7
Day camps	1	Ringette	6
Dog training	1	Roller hockey	1
Fitness	2	School usage	1
Gymnastics	1	Seniors group	3
Hockey/clinics/camps	12	Shinny	1
Homework program	1	Soccer/soccer camps	9
Horseback riding	1	Softball	6
Indoor soccer	2	Special events	11
Jackrabbit hockey	1	Sponge hockey	1
Karate	3	Square/round dancing	2
Kids' bingo	1	Tai chi	1
International foresters	1	Yoga	1
Lacrosse	2	Youth drop-in	3
Source: Based on most recent programming reports. Compiled by GCWCC			

The following chart shows the distribution of current community centres indoor amenities within the District. This information, coupled with consultation with community centres and other stakeholders, seeks to assist in the identification of gaps in amenities and programming within the District.

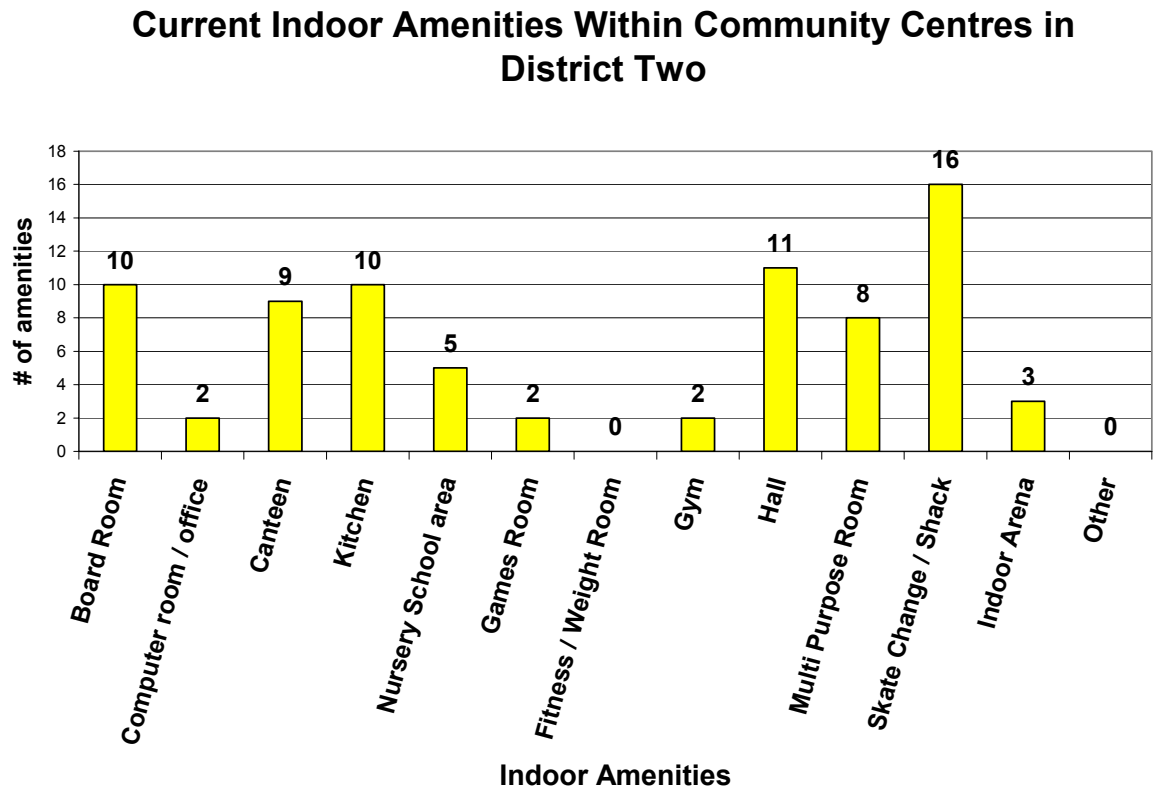

2.3 OPPORTUNITIES AND PROPOSALS

Each District reflects unique challenges and opportunities. Fueling the District planning process is the belief that individual community centres can be proactive in identifying opportunities and potential solutions to the challenges they face.

The stark reality is that a lack of volunteer participation and governance, deterioration of facilities, and site limitations could all contribute to the potential closure of a community centre. Over time, the District Plans will make recommendations on potential rationalization, retrofit and/or renovation of community centre facilities to ensure community centres continue to meet community needs.

Within the District, potential options for community centres include:

- Status Quo;
- Merger of Boards but retention of facilities;
- Merger of Boards and rationalization of facilities including, for example the reduction in overall square footage through the replacement of facilities with field house and satellite sites;
- Merger of Boards and rationalization of facilities with the closure of one or more facility.

District Two has the lowest population to community centre ratio in the city. The age and condition of several community centres within the District, coupled with the close geographical proximity of several centres, warrants serious consideration of potential mergers among centres.

No plans and proposals in District Two are under consideration at this point, with the exception of Tuxedo Community Centre, which is working with two community centres from District One (River Heights and Sir John Franklin), to form the Corydon Community Campus – a new, amalgamated centre at a new location, namely the Lipsett Hall site on Kenaston Blvd. Acquisition of this property may be several years down the road. Should the project proceed, the closure of all three of the afore-mentioned centres is proposed. Projects and proposals from community centres which help advance the overall vision for the District will continue to be accepted and considered.

Corydon Community Campus

Summary: Proposal by the River Heights, Sir John Franklin and Tuxedo Community Centres for the development of a Community Campus at the Lipsett Hall site on Kenaston. The group will only consider development at this site. Present facilities would be closed.

PROPOSED	CONFIRMED	ISSUES TO BE RESOLVED
Preliminary design plans include two indoor arenas, one indoor soccer pitch, one full-size gym, three multi-purpose rooms, two daycare areas, a computer lab/library, theatre space, retail space, underground parking and site works.	Three centres currently equal 42,800. Additional square footage available with heated garages and skate change buildings to bring total to 48,900 sq. ft.	Conceptual drawings Development restrictions at Lipsett Hall.
Merger of three community centres to enable the construction of the Corydon Community Campus on the Lipsett Hall site.	Board approval to explore amalgamation at Lipsett Hall site.	Acquisition of property. Community approval.
Community Consultation to take place. Community survey planned for Sept/06	Public Open Houses held on May 15 and 16, 2006 at Lipsett Hall	Some community opposition.
Estimated cost: $9.6M	No funding confirmed. Operating costs from three centres to be transferred to new facility.	Further plan development will target actual cost. Identify sources of funding. Business plan required. Process for decommissioning city properties.

3.0 DISTRICT THREE - LORD SELKIRK/WEST KILDONAN CHARACTERISTICS

District Three – Lord Selkirk/West Kildonan is bounded by Brookside Boulevard to the west, the Perimeter Highway to the north, Oak Point Highway, a portion of Logan Avenue, and Notre Dame

Avenue to the south, and the Red River to the east. The District encompasses fifteen (15) community centres. [11]

At present, District Three is home to an estimated 255,643 sq. feet of community centre space. Of this, an estimated 168,350 sq. feet is classified as "heated" square footage. The average heated square footage per community centre in District Three is 11,223 sq. feet. Currently the community centre to population ratio in District Three is 1:8,799. City wide, the community centre to population ratio is 1 centre per 8,802 people.

3.1 DEMOGRAPHICS

The overall District Three population is estimated to have climbed to approximately 134,475 by 2005. Within the District, it is forecasted that the Red River and Sinclair Park community centres have experienced the largest population increase. Estimated changes in community centre populations are shown in the table below.

Total & Estimated Population by Community Centre for District Three, 2001 & 2005

District Three	2001 Population	Estimated 2005 Pop.	% Change 2001-2005
Red River	4,765	5,685	19.3%
Sinclair Park	15,200	15,885	4.5%
Maples	22,975	23,645	2.9%
Garden City	10,455	10,605	1.4%
Tyndall Park	16,380	16,440	0.4%
Vince Leah	6,105	6,125	0.3%
Brooklands	2,310	2,315	0.2%
Northwood	9,495	9,475	-0.2%
Ralph Brown	4,595	4,585	-0.2%
West Kildonan	6,325	6,300	-0.4%
Norquay	3,595	3,580	-0.4%
Weston	5,790	5,760	-0.5%
Burton Cummings	9,675	9,585	-0.9%
Central *	5,390	5,330	-1.1%
Luxton	9,340	9,160	-1.9%
District 3	130,450	131,985	1.2%

* Figures not revised to account for allocation of neutral zone population

Source: Statistics Canada, 2001 Census. Estimation calculations performed by GCWCC based on data provided by City of Winnipeg.

For the District as a whole, the chart below shows changes in age groups over the period 1991 to 2001.

[11] The community centre of Brooklands is technically located in District two. However, due to significant separation created by the airport, it is recommended the Brooklands community centre be re-allocated to District three.

District 3 Showing Percentage Change in Population by Age, 1991 - 2001

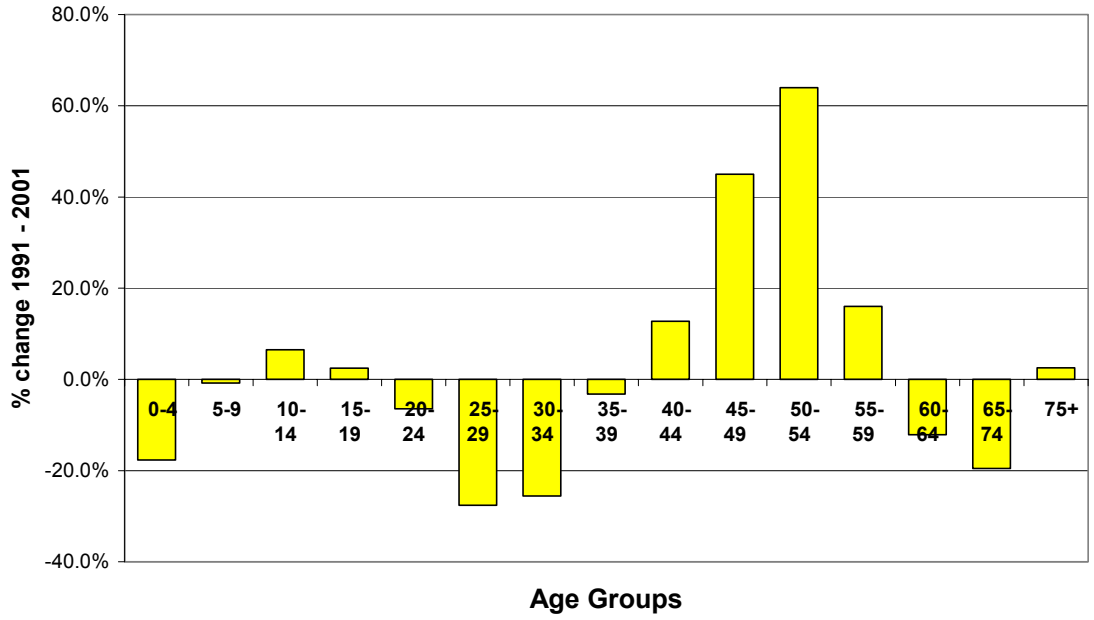

Despite declines among the youngest age groups over the past decade, within District Three, children will remain important users of community centres. Based upon 2001 Census data, District Three was home to a higher proportion of children and youth under twenty years of age than the City as a whole. Youth 10 to 19 years of age remain a key target population for community centre programs. Serving this age group is a challenge, with trends suggesting youth favoring recreation activities of an unstructured, informal nature as a valid form of recreation.

Changes in the District's age structure reflect some aging of the population and this could shift the priorities in leisure and recreation provision to activities where seniors are able to participate and enjoy continued social contact with the broader community. Community centres within the District can be ideally suited to cater to the active and passive recreation needs of seniors.

Additional key demographic characteristics in District Three include:

- In 2001:
    - 29% of the District population was under 20 years of age;
    - 59% of the District population was 20 to 64 years of age;
    - 12% of the District population was 65 years of age and over
- Aboriginal persons accounted for 15.7% of the overall District Three population compared with 8.6% citywide.

- Recent Immigrants (those who arrived between 1996 and 2001) account for 3.1% of the overall population in District Three compared with 2.2% citywide.

- 39.3% of adults had less than a high school education while 10.0% held a university degree in 2001. Citywide, 28.2% had less than a high school education while 18.3% held a university degree.

- Adult unemployment rate was 7.3% in 2001 compared with 5.7% citywide. Youth unemployment (those 15 to 24 years of age) was 12.1% in District Three and 10.8% citywide.

- Lone parents account for 23.9% of all families in the District. Within the District, the proportion of lone parent families ranges from a high of 46.5% in the Norquay catchment area to a low of 13.7% of all families in the Red River catchment area.

- 16.3% of families had incomes of less than $20,000 in 2000 compared with 10.4% of families citywide.

- 32.7% of families were in low income in 2000 compared with 24.7% citywide.

- 28.8% of children were living in poverty in 2001 compared with 19.9% of children citywide.

- Average household income by Community Centre District in 2000 was not available, however, the average household income in the Lord Selkirk – West Kildonan Community Committee in 2000 was $45,006. Within the District, average household incomes ranged from a low of $25,373 for Norquay to a high of $71,666 in Red River.

- 5.9% of all households reported incomes of less than $30,000 per year in 2000 compared with 10.2% citywide.

3.2 PROGRAM AND AMENITY SUMMARY

The following table identifies the type and diversity of programming offered within the District. Moreover, it may help identify gaps in programming by indicating what could be offered.

Presently, hockey, soccer, baseball, youth drop–in and indoor soccer account for the largest number of programs offered in community centres within District Three.

Summary of Community Centre Programming by Type for District Three, 2005

Program	Total Programs	Program	Total Programs
Aerobics	1	Lacrosse	1
Awesome adventures	1	Lawn bowling	1
Badminton	1	Nails	1
Baseball	9	Open play	1
Basketball	5	PACE program	1
Before and after school program	3	Parents and tots	3

Billiards	1	Pilates	1
Bingo	3	Pin club	1
Brownies, pathfinders, etc	1	Ping pong	1
Computer	3	Pleasure skate	6
Crafts	4	Pre-teen dances	6
Cricket	1	Ringette	3
Dance	5	School usage	2
Floor hockey	1	Seniors group	3
Food banks	1	Soccer	10
Football	1	Softball	2
Healthy Baby	1	Special events	6
Hot wheels club	1	Tae kwon do	3
Hockey	11	Tennis	1
Horticultural centre	1	TOPS	1
Improv classes	1	Wrestling	1
Indoor soccer	6	Versa tech	1
Karate	2	Volleyball	1
Kids' bingo	1	Youth drop-in	8
Source: Based on most recent programming reports. Compiled by GCWCC			

The following chart shows the distribution of current community centres indoor amenities within the District. This information, coupled with consultation with community centres and other stakeholders, seeks to assist in the identification of gaps in amenities and programming within the District.

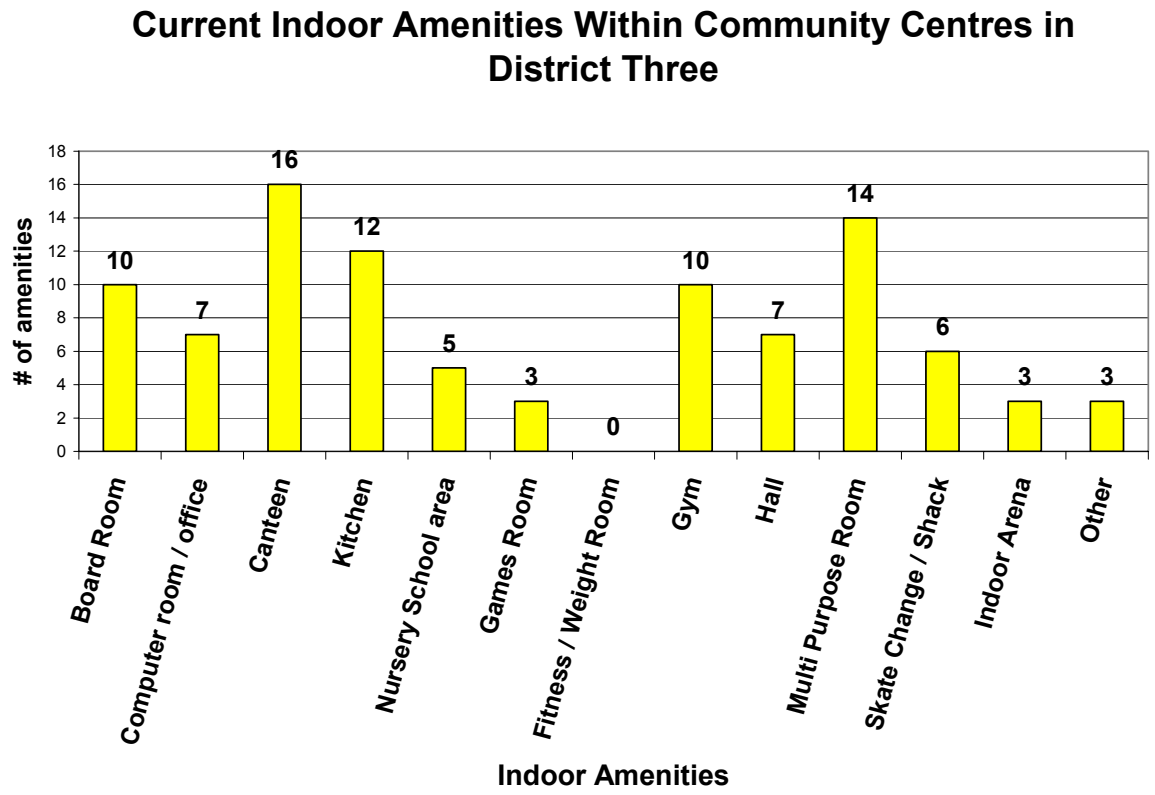

3.3 OPPORTUNITIES AND PROPOSALS

Each District reflects unique challenges and opportunities. Fueling the District planning process is the belief that individual community centres can be proactive in identifying opportunities and potential solutions to the challenges they face.

The stark reality is that a lack of volunteer participation and governance, deterioration of facilities, and site limitations could all contribute to the potential closure of a community centre. Over time, the District Plans will make recommendations on potential rationalization, retrofit and/or renovation of community centre facilities to ensure community centres continue to meet community needs.

Within the District, potential options for community centres include:

- Status Quo
- Merger of Boards but retention of facilities;
- Merger of Boards and rationalization of facilities including, for example the reduction in overall square footage through the replacement of facilities with field house and satellite sites;
- Merger of Boards and rationalization of facilities with the closure of one or more facility.

District Three is home to a significant portion of vulnerable and marginalized residents, ranking the highest among several social, economic and demographic measures such as lone parent families,

unemployment, household and child poverty. Facilities such as Sinclair Park require immediate attention. Additional centres within the District are struggling to sustain functioning Boards.

No plans and proposals in District Three are under consideration at this point. Uncertainty regarding the proposed North End Recreation and Leisure Facility inhibits medium and long term planning options in District Three. Projects and proposals from community centres which help advance the overall vision for the District will continue to be accepted and considered.

4.0 DISTRICT FOUR - EAST KILDONAN/TRANSCONA CHARACTERISTICS

District Four – East Kildonan/Transcona is bounded by the Red River to the west, the Perimeter Highway to the north and northeast, Nairn Avenue to Plessis to the south, and from Plessis to the city limits to the southeast. The District encompasses thirteen (13) community centres.

At present, District Four is home to an estimated 306,484 sq. feet of community centre space. Of this, an estimated 167,918 sq. feet is classified as "heated" square footage. The average heated square footage per community centre in District Four is 12,916 sq. feet. Currently the community centre to population ratio in District Four is 1 centre per 8,693 people. City wide, the community centre to population ratio is 1 centre per 8,802 people.

4.1 DEMOGRAPHICS

The overall District Four population is estimated to have climbed to approximately 113,000 by 2005. Within the District, it is forecast that the East End and Valley Gardens community centres have experienced the largest population increase. Estimated changes in community centre populations are shown in the table below.

Total & Estimated Population by Community Centre for District Four, 2001 & 2005

District Four	2001 Population	Estimated 2005 Pop.	% Change 2001-2005
East End	5,470	5,830	6.6%
Valley Gardens	12,830	13,390	4.4%
South Transcona	585	600	2.6%
Gateway	17,040	17,400	2.1%
Park City West	15,765	16,050	1.8%
North Kildonan	12,905	13,035	1.0%
Bronx Park	5,990	6,025	0.6%
Melrose Park	6,395	6,420	0.4%
East Elmwood	5,800	5,800	0.0%
Morse Place	5,990	5,990	0.0%
Oxford Heights	8,300	8,300	0.0%
Chalmers	7,630	7,610	-0.3%
Kelvin	6,395	6,340	-0.9%
District 4	111,170	113,020	1.6%

Source: Statistics Canada, 2001. Estimates calculated by GCWCC based upon data from City of Winnipeg

For the District as a whole, the chart below shows changes in age groups over the period 1991 to 2001.

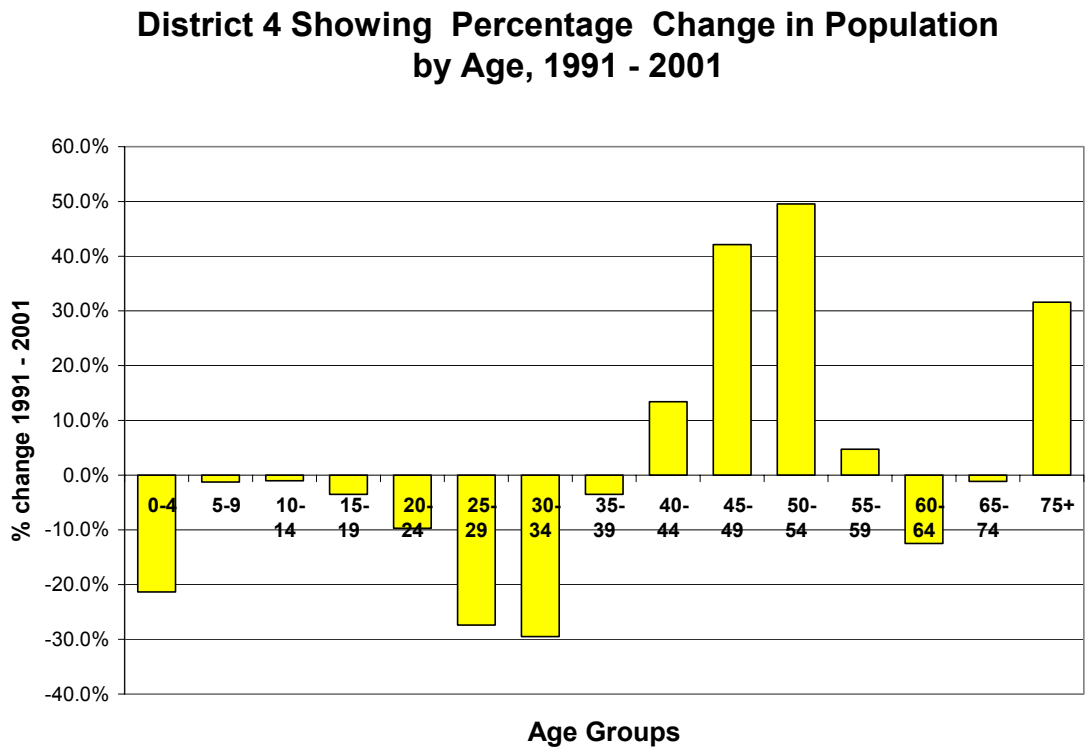

The District is an aging community and this will shift the priorities in leisure and recreation provision to activities where seniors are able to participate in recreation that offers continued social contact with the broader community. Seniors will account for a larger proportion of the population and community centres should target recreation and program offerings to the aging "baby boomer" generation. Community centres can be ideally suited to cater to the active and passive recreation needs of seniors.

Despite declining numbers over the past decade, children and youth (10 to 17 years of age) remain a key target population for community centre programs within District Four. Serving this age group is a challenge; with trends suggesting youth are favoring recreation activities of an unstructured, informal nature as a valid form of recreation.

Additional key demographic characteristics in District Four include:

- In 2001:
    - 27% of the District population was under 20 years of age;
    - 60% of the District population was 20 to 64 years of age;
    - 13% of the District population was 65 years of age and over

- Aboriginal persons accounted for 7.4% of the overall District Four population compared with 8.6% citywide.

- Recent Immigrants (those who arrived between 1996 and 2001) account for 1.5% of the overall population in District Four compared with 2.2% citywide.

- 33.4% of adults had less than a high school education while 10.4% held a university degree in 2001. Citywide, 28.2% had less than a high school education while 18.3% held a university degree.

- Adult unemployment rate was 5.5% in 2001 compared with 5.7% citywide. Youth unemployment (those 15 to 24 years of age) was 11.0% in District Four and 10.8% citywide.

- Lone parents account for 18.9% of all families in the District. Within the District, the proportion of lone parent families ranges from a high of 32.3% in the Chalmers catchment area to a low of 11.7% of all families in the Gateway catchment area.

- 9.9% of families had incomes of less than $20,000 in 2000 compared with 10.4% of families citywide.

- 21.6% of families were in low income in 2000 compared with 24.7% citywide.

- 19.0% of children were living in poverty in 2001 compared with 19.9% of children citywide.

- Average household income by Community Centre District in 2000 was not available, however, the average household income in the East Kildonan – Transcona Community Committee in 2000 was $50,941. Within the District, average household incomes ranged from a low of $35,067 for Chalmers to a high of $82,140 in South Transcona.

- 7.9% of all households reported incomes of less than $30,000 a year in 2000 compared with 10.2% citywide.

4.2 PROGRAM AND AMENITY SUMMARY

The following identifies the type and diversity of programming offered within the District. Moreover, it may help identify gaps in programming by indicating what could be offered.

Presently, hockey, soccer, pleasure skating, baseball, softball, and special events account for the largest number of programs offered by community centres within District Four.

Summary of Community Centre Programming by Type for District Four, 2005			
Program	**Total Programs**	**Program**	**Total Programs**
adult softball	1	LAN PC group	1
aerobics	1	no boys allowed club	1
art group	1	nursery school	1

baseball	8	Parents and tots	0
basketball	7	pleasure skate	11
before & after school program	3	Pre-teen dances	5
Bingo	3	Radio club	1
brownies, pathfinders	5	ringette	8
Church group	1	seniors dancing	1
cloggers	1	Seniors group	2
crafts	1	soccer	11
cribbage nights	1	softball	8
dance	2	special events	8
ELS	1	Sponge hockey	3
floor curling	1	tae kwon do	3
Garden club	1	TOPS	1
Hockey	13	volleyball	4
indoor soccer	4	yoga	1
Karate	2	youth drop-in	5
lacrosse	4		
Source: Based on most recent programming reports. Complied by GCWCC			

The following chart shows the distribution of current community centres' indoor amenities within the District. This information, coupled with consultation with community centres and other stakeholders, seeks to assist in the identification of gaps in amenities and programming within the District.

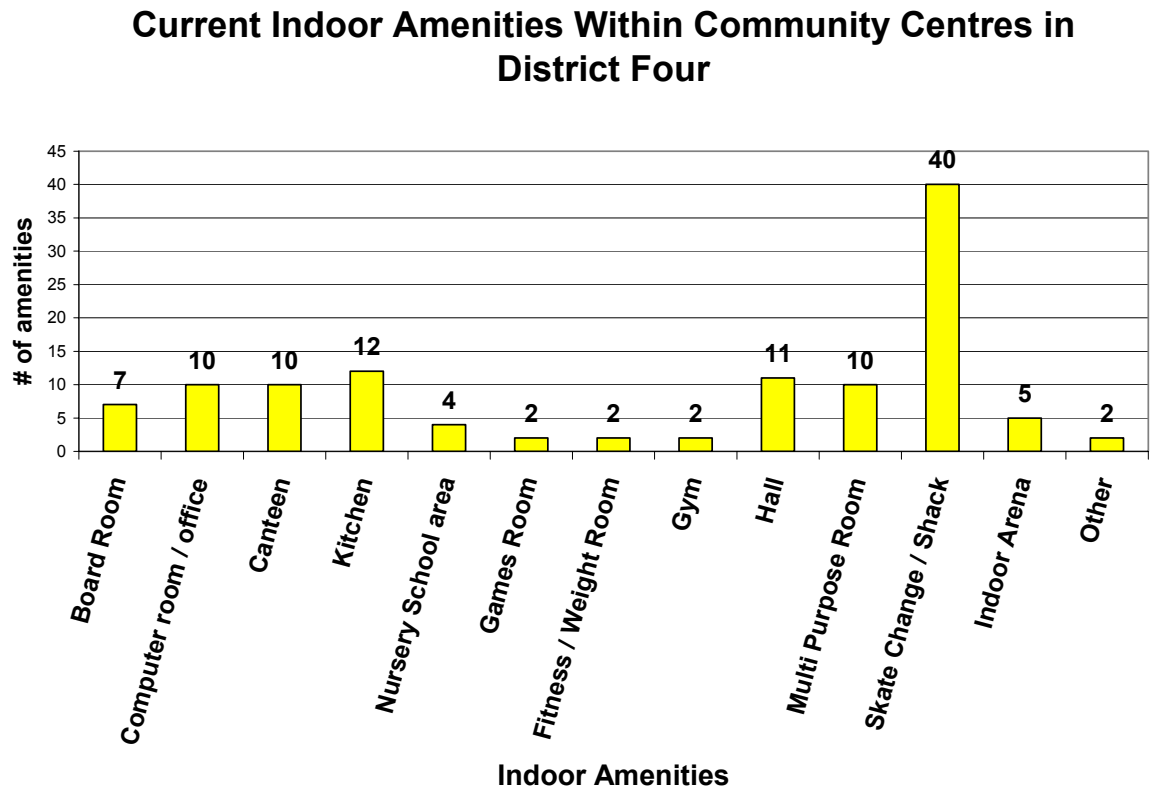

4.3 OPPORTUNITIES AND PROPOSALS

Each District reflects unique challenges and opportunities. Fueling the District planning process is the belief that individual community centres can be proactive in identifying opportunities and potential solutions to the challenges they face.

The stark reality is that a lack of volunteer participation and governance, deterioration of facilities, and site limitations could all contribute to the potential closure of a community centre. Over time, the District Plans will make recommendations on potential rationalization, retrofit and/or renovation of community centre facilities to ensure community centres continue to meet community needs.

Within the District, potential options for community centres include:

- Status Quo
- Merger of Boards but retention of facilities;
- Merger of Boards and rationalization of facilities including, for example the reduction in overall square footage through the replacement of facilities with field house and satellite sites;
- Merger of Boards and rationalization of facilities with the closure of one or more facility.

Within the District, future housing and subsequent population growth is anticipated in Transcona East but should be accommodated without requiring a new community centre facility.

Current plans and proposals under consideration in District Four are included in the following pages. These projects represent initial steps toward meeting the long–term needs of the District. Additional projects and proposals from community centres which help advance the overall vision for the District will continue to be accepted and considered.

Bronx Park Community Centre

Summary: Bronx Park Community Centre and the Good Neighbours Senior Centre will form a partnership in a new community centre at the present Bronx Park site, delivering intergenerational programming to the community.

PROPOSED	CONFIRMED	ISSUES TO BE RESOLVED
35,000 sq.ft. Community centre	18,176 sq. ft. available from total Bronx Park/Good Neighbours square footage.	Design. Additional square footage may be required re: RLALFP. Kelvin CC (7534 sq. ft.) and East End Leisure Centre (6300 sq. ft) may be considered.
Budget estimate: $6.3M	$3.9M	Additional funding required.
Community consultation.	Good Neighbours PATH Bronx Park PATH Open House held on May 31, 2006. Communications strategy being developed.	Some community opposition.
Preliminary drawings/site plan identified in the feasibility study.	N/A	Partners need to identify program of requirements. Zoning issues around parking and proposed closure of Kildonan Drive. Governance model and Business plan to be formalized.

Park City West Community Centre

Summary: Development of a Healthy Living Centre, including an indoor arena with mezzanine running track and exercise area.

PROPOSED	CONFIRMED	ISSUES TO BE RESOLVED
Construction of a new arena, plus 9000 sq.ft additional heated sq. ft.	Conceptual drawings	Feasibility of design. Source of sq. ft. re: RLALFP
Professional business plan and needs assessment	Community centre has committed $21,000	Status
Estimated cost: $3M	N/A	Source of funding.
Community consultation	Open house 2 years ago.	N/A.

	Quarterly newsletters with updates.	

Roland Michener Arena Conversion

Summary: Transcona community centres propose to take over Roland Michener arena, converting it into an indoor soccer facility.

PROPOSED	CONFIRMED	ISSUES TO BE RESOLVED
Park City West, Oxford Height, East End and South Transcona c0mmunity centres propose converting Roland Michener to indoor soccer/lacrosse and assuming governance.	N/A	Feasibility. Cost estimate. Business plan. Funding. Public consultation. Process for decommissioning City arenas.

Valley Gardens Community Centre

Summary: Community Centre has proposed relocation to Terry Sawchuk arena site.

PROPOSED	CONFIRMED	ISSUES TO BE RESOLVED
Take over management of Terry Sawchuk arena	Centre has met with administration to review baseline info relevant to their business plan.	City to resolve decommissioning of arenas.
Build a new community centre onto Terry Sawchuk arena, thus vacating present site	Size of existing building: 10,165 sq. ft.	Feasibility re: site restrictions (old landfill), design.

5.0 DISTRICT FIVE - RIEL CHARACTERISTICS

District Five – Riel is bounded by Lagimodiere to the east, Nairn Avenue to the north, the Red River to the west to Bishop Grandin, from Bishop Grandin west along Waverley Street, the Perimeter to the south. The District encompasses fifteen (15) community centres.

At present, District Five is home to an estimated 384,927 sq. feet of community centre space. Of this, an estimated 239,144 sq. feet is classified as "heated" square footage. The average heated square footage per community centre in District Five is 15,942 sq. feet. Currently the community centre to population ratio in District Five is 1 centre per 9,818 people. Citywide, the community centre to population ratio is 1 centre per 8,802 people.

5.1 DEMOGRAPHICS

The overall District Five population is estimated to be approximately 147,275 by 2005. District Five had the largest projected population growth among all Community Centre Districts. Estimated population changes by community centre are shown in the table below.

Total & Estimated Population by Community Centre for District Five, 2001 & 2005			
Community Centre	2001 Population	Estimated 2005 Population	% Change 2001 - 2005
Southdale	15,535	17,815	14.7%
Dakota	17,910	19,845	10.8%
Waverley Heights	17,095	18,555	8.5%
Glenlee	15,375	16,150	5.0%
Greendell	7,835	8,160	4.1%
Winakwa	13,475	13,880	3.0%
Notre Dame	7,410	7,450	0.5%
Glenwood	4,175	4,185	0.2%
Richmond Kings	11,760	11,770	0.1%
Archwood	2,530	2,530	0.0%
Norwood	3,010	3,010	0.0%
Norberry	9,140	9,135	-0.1%
Champlain	3,800	3,795	-0.1%
Windsor	3,915	3,885	-0.8%
St. Norbert	5,835	5,780	-0.9%
District 5	139,815	147,275	5.3%
Source: Statistics Canada, 2001 Census. Estimation calculations performed by GCWCC based on data provided by City of Winnipeg.			

For the District as a whole, the chart below shows changes in age groups over the period 1991 to 2001.

District Five Showing Percentage Change in Population by Age, 1991 - 2001

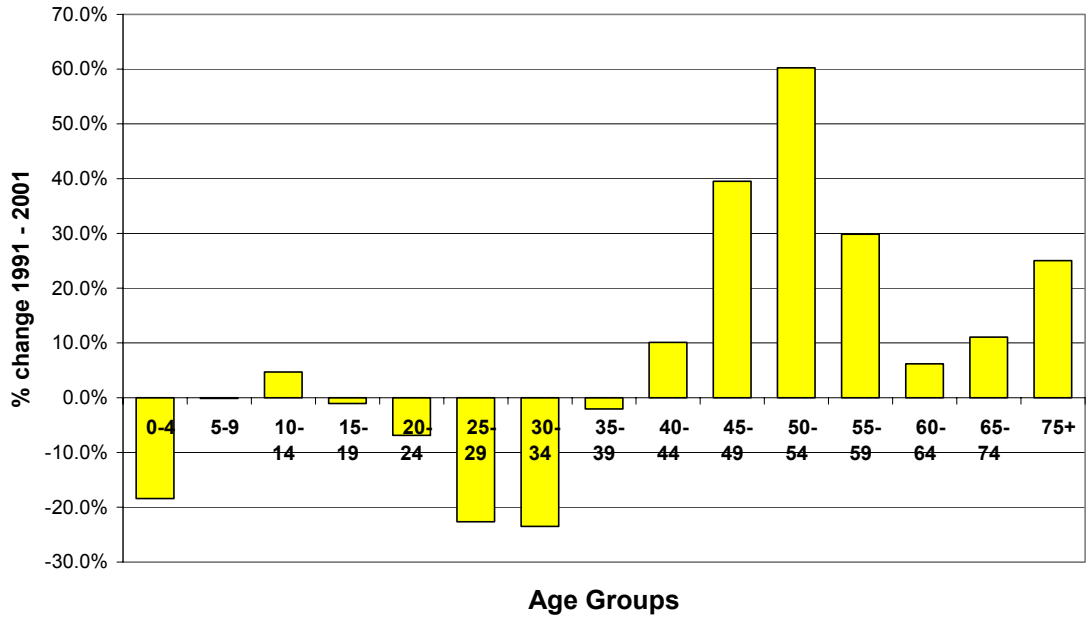

Changes in the District's age structure reflect a significant proportion of families in the middle stage of the family life cycle. Within the District, children and youth (5 to 24 years of age) will remain important users of community centres. Middle age adults (40 to 60 years of age) also represent a significant population and underline the importance of, and need for, multi–generational programming offered by community centres.

Additional key demographic characteristics in District Five include:

- In 2001:
    - 26% of the District population was under 20 years of age;
    - 62% of the District population was 20 to 64 years of age;
    - 12% of the District population was 65 years of age and over
- Aboriginal persons accounted for 6.1% of the overall District Five population compared with 8.6% citywide.
- Recent Immigrants (those who arrived between 1996 and 2001) account for 2.1% of the overall population in District Five compared with 2.2% citywide.
- 23.0% of adults had less than a high school education while 22.5% held a university degree in 2001. City wide 28.2% had less than a high school education while 18.3% held a university degree.

- Adult unemployment rate was 4.9% in 2001 compared with 5.7% citywide. Youth unemployment (those 15 to 24 years of age) was 9.8% in District Five and 10.8% citywide.

- Lone parents account for 16.2% of all families in the District. Within the District the proportion of lone parent families ranges from a high of 26.4% in the Notre Dame catchment area to a low of 9.0% of all families in the Dakota catchment area.

- 7.8% of families had incomes of less than $20,000 in 2000 compared with 10.4% of families citywide.

- 20.0% of families were in low income in 2000 compared with 24.7% citywide.

- 14.4% of children were living in poverty in 2001 compared with 19.9% of children citywide.

- Average household income by Community Centre District in 2000 was not available; however, the average household income in the Riel Community Committee in 2000 was $58,284. Within the District, average household incomes ranged from a low of $36,415 for Notre Dame to a high of $81,508 in Southdale.

- 12.6% of all households reported incomes of less than $30,000 a year in 2000 compared with 10.2% citywide.

5.2 PROGRAM AND AMENITY SUMMARY

The following table identifies the type and diversity of programming offered within the District. Moreover, it may help identify gaps in programming by indicating what could be offered.

Presently, hockey (including clinics and camps), soccer and soccer camps, special events, baseball, indoor soccer, and softball account for the largest number of programs offered by community centres within District Five.

Summary of Community Centre Programming by Type for District Five, 2005			
Program	Total Programs	Program	Total Programs
acrobatics	2	kumon	1
aerobics	5	lacrosse	1
age and opportunity	2	learn to skate	2
art group	1	magic club	1
babysitting	1	martial arts	1
badminton	4	Métis parish dance	1
ball hockey	2	mini indoor soccer	1
baseball	11	musical theatre	2
basketball	8	nursery school	1
baton	4	Parents and tots	9
before/after school program	1	ping pong/table tennis	1
Bingo	8	pleasure skate	8

brownies, pathfinders, etc	3	Pre-teen dances	8
ceramic clay room	1	ringette	9
church group	1	sand volleyball	1
cloggers	1	school usage	1
community outreach	1	scrapbooking	1
cribbage/cards nights	5	Seniors group	1
cricket	1	shinny	1
dance	6	skateboard lessons	1
day camps	6	slo-pitch	2
day care	2	soccer/soccer camps	14
dog training	2	softball	10
figure skating	1	special events	13
fitness	4	square/round dancing	5
floor curling	1	tae kwon do	3
floor hockey	1	tennis	1
football	1	theme team	1
golf	1	toastmasters	1
gymnastics	1	TOPS	1
handicap program	1	women's football	1
Hockey/clinics/camps	15	woodworkers	1
indoor soccer	10	work environment	1
inline hockey	2	volleyball	5
Karate	4	yoga	4
kick boxing/tae bo	1	youth drop-in	3
Source: Based on most recent programming reports. Compiled by GCWCC			

The following chart shows the distribution of current community centres indoor amenities within the District. This information, coupled with consultation with community centres and other stakeholders, seeks to assist in the identification of gaps in amenities and programming within the District.

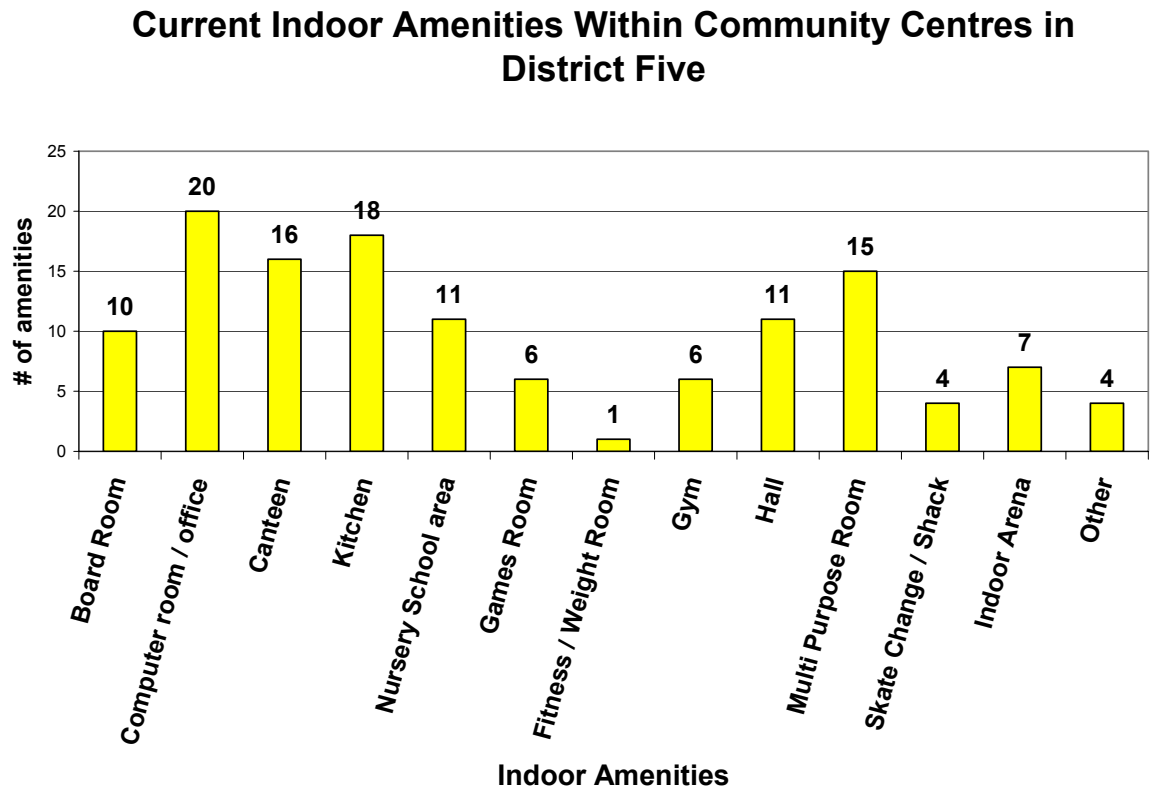

5.3 OPPORTUNITIES AND PROPOSALS

Each District reflects unique challenges and opportunities. Fueling the District planning process is the belief that individual community centres can be proactive in identifying opportunities and potential solutions to the challenges they face.

The stark reality is that a lack of volunteer participation and governance, deterioration of facilities, and site limitations could all contribute to the potential closure of a community centre. Over time, the District Plans will make recommendations on potential rationalization, retrofit and / or renovation of community centre facilities to ensure community centres continue to meet community needs.

Within the District, potential options for community centres include:

- Status Quo
- Merger of Boards but retention of facilities;
- Merger of Boards and rationalization of facilities including, for example the reduction in overall square footage through the replacement of facilities with field house and satellite sites;
- Merger of Boards and rationalization of facilities with the closure of one or more facility.

Within the District, future housing and subsequent population growth of a scale and magnitude to warrant a new community centre is anticipated in South St. Boniface.

- Is it recommended that strengthening existing community centres within the District rather than building new facilities in emerging neighbourhoods could promote compact urban form.

Current plans and proposals under consideration in District Five are included in the following pages. These projects represent initial steps toward meeting the long–term needs of the District. Additional projects and proposals from community centres which help advance the overall vision for the District will continue to be accepted and considered.

Glenlee/Norberry Amalgamation

Summary: Project proposes the amalgamation of the two centres into a new facility on the Norberry site.

PROPOSED	CONFIRMED	ISSUES TO BE RESOLVED
New Norberry-Glenlee Community Centre, estimated to be 24,500 sq. ft (Excluding indoor soccer). This facility will accommodate the amalgamation of Glenlee and Norberry into a new community centre.	Glenlee = 8,900 sq.ft. Norberry = 10,641	Building design. Additional square footage may need to be found. .
Closure of Glenlee Community Centre. Walter Jennings building and green space to remain.	Boards have amalgamated. No community opposition. Four open houses held.	N/A
New building cost estimated to be $4.32M	$650,000 BCI funds $50,000 from Glenlee. Each centre has committed $10,000 towards conceptual drawings.	RFP's will determine whether existing Norberry facility can be incorporated into design. Identify additional funding.
New gym, indoor soccer, main hall, meeting rooms, site works. Possible indoor arena in future.	Project can be phased. Gym and indoor soccer identified as first priority. Gym is top priority re: BCI community consultation.	Master plan to be developed. Zoning variances.
Project ready for RFP's by end of June 2006, blueprints by Fall'06 with Spring'07 construction.	Ken McKim/BCI to guide centres through process	Consultant to get involved with building committee to determine design feasibility.

Winakwa Community Centre

Summary: Propose a new gymnasium and front entrance, plus reconfiguration of existing space.

PROPOSED	CONFIRMED	ISSUES TO BE RESOLVED
10,430 additional sq.ft. to include a new gym, change rooms, second floor viewing area/hall and new front entrance. Renovation of existing space also	$350,000 in site works has been completed, including relocation of rinks and expanded parking lot; therefore no variance will be needed for expansion. Conceptual	Source of additional sq. ft. re: RLALFP

proposed.	drawings completed.	
Cost estimate: $1.8M	$100,000 from community centre. MRIF application and WPA applications pending. Business plan completed.	Confirmation of funding.
Community consultation.	Random survey of community, open houses, newsletter, website	N/A

Southdale Community Centre

Summary: Project proposes a second arena with attached pleasure rink, indoor soccer pitch/multi-purpose facility, indoor running track, permanent full-time daycare centre, full-size gym and reconfiguration of existing space.

PROPOSED	CONFIRMED	ISSUES TO BE RESOLVED
24,000 sq ft expansion, excluding arena and soccer pitch	Conceptual drawings completed.	Source of sq. ft. re: RLALFP Site restrictions
Cost estimate $12.62M	CC funds: $170,000 Business Plan completed.	Source of funding. Confirmation of Winnipeg Partnership Agreement Application.
Town Hall Meeting	June 19, 2006.	Further community consultation.
Reroute traffic onto Willowlake Cres.	N/A	Zoning variance
Total parking = 368	N/A	Zoning variance

Notre Dame Community Centre

Summary: BCI funding was allocated for renovations to the facility. The centre proposes the construction of a new vestibule, connecting the arena to the main building.

PROPOSED	CONFIRMED	ISSUES TO BE RESOLVED
Renovations to existing building	RFP issued through BCI Community consultation through BCI	N/A
Cost of renovations: $350,000 Cost of addition: $250,000	$225,000 from BCI $125,000 from NDCC	Source of additional funding
1,400 sq. ft vestibule connecting main building to arena	To be designed to a schematic level as part of the Facility Master Plan	Source of Sq. ft. re: RLALFP Project design

Dakota Community Centre

Summary: Propose the addition of two more arenas and a new multi-purpose gym.

PROPOSED	CONFIRMED	ISSUES TO BE RESOLVED
Two indoor rinks plus a 24,000 sq. ft. multi-purpose gym to accommodate volleyball, basketball, indoor batting cage, etc.	N/A	Source of additional square footage re: RLALFP Dakota has existing structural problems that need to be rectified.
Sale of parcel of land along St. Mary's Rd.	N/A	Community's right to sell or retain revenue from sale.
Development of forested area.	N/A	Environmental concerns.
Community consultation.	N/A	Community consultation is required.
Estimated cost of entire project: $5.6M ($4M for arenas, $1.6 for "field house"). Propose funding through grants and loans.	Preliminary business plan.	Further plan development will target actual cost.
Additional parking	1 stall per 100 sq. ft. required	Zoning variance.
First environmentally friendly ice facility in Winnipeg, with LEED certification. Propose a $60,000 savings on their existing operations.	N/A	According to an expert at MB Hydro, LEED certification for an arena could be cost prohibitive. More research must be done by centre.