Schedule "A"

Academy Road Biz

ONLY THE BEST WILL DO

MISSION: To make Academy Road Winnipeg's preferred quality neighbourhood shopping and service experience.

VISION: To develop an historic, safe, family friendly, exceptional destination.

RECEIVED
CITY CLERKS
WINNIPEG

8 NOV -4 P1:31

November 4, 2008

Mr. Richard Kachur, City Clerk
City Clerk's Office
510 Main Street
Winnipeg, MB R3B 1B9

Dear Mr. Kachur:

At the Annual General Meeting of the Academy Road Business Improvement Zone (BIZ) held on November 3, 2008 the annual programs and budget for 2009 (copy attached) were approved by the general membership.

Would you take the required steps to have the 2009 budget approved by City Council.

Yours sincerely,

Jenny Tasker

Jenny Tasker
Chair, Academy Road BIZ

535 Academy Road
Winnipeg, MB R3N 0E2

Phone: 947-0700

THE ACADEMY ROAD BUSINESS IMPROVEMENT ZONE

PROPOSED PROGRAMS AND BUDGET

FOR JANUARY 1, 2009 TO DECEMBER 31, 2009

October 14, 2008

THE ACADEMY ROAD BUSINESS IMPROVEMENT ZONE

PROPOSED PROGRAMS AND BUDGET
FOR JANUARY 1, 2009 TO DECEMBER 31, 2009

Physical Enhancement	$15,050.00
Internal Development	800.00
Marketing	18,000.00
Administration	4,150.00
TOTAL PROPOSED BUDGET FOR PROGRAMS	**$38,000.00**

* Levy required would be 1.91% of the ARV (annual rental value $1,966,920.00)

PHYSICAL ENHANCEMENT

Our theme for this unique area of the city is "When only the Best will do". The area has its own character and its main strength is the people who live and shop in our neighbourhood. Our objective is to beautify and enhance the existing environment for people who work, live, visit, and shop in the area. By enhancing the visual components of Academy Road, all businesses here will benefit. We will work closely with the City of Winnipeg and other levels of government to ensure our maintenance needs are met and lobby for a major street enhancement program for our BIZ area.

• Planters, hanging baskets	$4,789.01
• Maintenance	5,006.40
• Christmas trees	3,841.32
• Banner repair and replacement	1,413.27
TOTAL	**$15,050.00**

INTERNAL DEVELOPMENT

Priorities are to promote the efforts of the Academy Road BIZ to our BIZ members and staff, develop our own BIZ internal newsletter, conduct timely business seminars, develop special merchant events such as a spring sidewalk event and a winter event, provide a forum for community input.

• Special merchant events (seminars, annual meeting)	$800.00
• Internal newsletter	0.00
TOTAL	**$800.00**

MARKETING

The objective is to effectively market and promote all our services, businesses, and events to our customers, the general public, all BIZ members and employees.

• Academy Road Live	$10,964.00
• Website	3,832.00
• Future marketing opportunities	3,204.00
TOTAL	**$18,000.00**

ADMINISTRATION

• Urban Green Team Summer Student	$ 900.00
• Annual audit	1,000.00
• Uncollected levy	500.00
• Clerical support	1,750.00
TOTAL	**$4,150.00**

Schedule "B"

CORYDON AVENUE
BUSINESS IMPROVEMENT ZONE

PROPOSED BUDGET
for
JANUARY 1, 2009 - DECEMBER 31, 2009

CATEGORY		BUDGET
1.	Administration	$ 69,500.00
2.	Marketing	$ 20,000.00
3.	Street Enhancement	$ 42,000.00
4.	Media	$ 3,500.00
5.	Murals/Arts Program	$ 15,000.00
6.	Infrastructure Capital Project	$ 10,000.00
	TOTAL	$ 160,000.00

ADMINISTRATIVE BUDGET

Telephones/Cell	$ 2,000.00
Supplies	2,000.00
Postage/Courier/Mailings	1,000.00
Rent	8,500.00
Photocopies/Mail Outs/Printing/Misc.	2,500.00
Accounting	1,750.00
General Meeting Costs	1,000.00
Yearly Meetings Costs	1,000.00
Welcome Packs & Hospitality Expenditures	500.00
Membership to Winnipeg BIZ	250.00
Part Time Executive Director	36,000.00
Bank Charges	200.00
Summer employees wages and benefits	8,800.00
Contingency fund/Over-Under Allocation	4,000.00
Total (GST included)	$ 69,500.00

MARKETING BUDGET

Entertainment (bands)	8,000.00
Strolling Musicians	1,500.00
Production	2,100.00
Set-up for concert series	2,400.00
Advertising	5,000.00
Miscellaneous (Socan, gasoline, supplies)	1,000.00
Total (GST Included)	**$ 20,000.00**

STREET ENHANCEMENT BUDGET

Summer Landscaping	$ 28,000.00
Equipment and supplies for street maintenance	4,000.00
Christmas Decorating	7,000.00
Benches	2,000.00
Miscellaneous	1,000.00
TOTAL (GST included)	**$ 42,000.00**

MEDIA BUDGET

BIZ Newsletter	$ 1,500.00
Miscellaneous (photos, delivery etc.)	500.00
Website	1,500.00
Total	**$ 3,500.00**

MURALS/ARTS PROGRAMS

Total (GST included)	**$ 15,000.00**

INFRASTRUCTURE CAPITAL PROJECT

Total	**$ 10,000.00**

Schedule "C"

downtown WINNIPEG BIZ

Downtown Winnipeg Business Improvement Zone (BIZ)

PROPOSED PROGRAM & BUDGET

January 1, 2009 to December 31, 2009

CAN WE GET YOU ANYTHING?

A MESSAGE FROM THE MANAGEMENT BOARD

The Downtown Winnipeg Business Improvement Zone (BIZ) Management Board is pleased to present the 2009 Proposed Program and Budget. This document should be read in conjunction with the Downtown Winnipeg BIZ 2008 Annual Report.

Since 1989, the Downtown BIZ has partnered with many individuals, businesses, downtown agencies and all three levels of government to develop programs that promote downtown as a destination and create a positive, vibrant atmosphere downtown. Core BIZ initiatives include "clean and safe" programs, marketing and communication strategies, beautification of the community, a variety of events, and programs for improved access within and to downtown, as well as business development, downtown living promotion and advocating for a better downtown. Together, these programs, events and initiatives attract people to the city centre to use downtown's many shops and services, while creating a positive experience while they are here.

Over the last few years, the BIZ has grown our programming to include overnight Watch patrols, more Clean Team staff, 10 Outreach staff, and much more, all with little impact on the BIZ levy; what our business members pay. We have done this through partnerships. With every dollar you as members contribute, the BIZ raises an additional dollar in cash sponsorships and in kind contributions.

For the first time in several years, the ARV has gone down significantly, due largely to reassessed downtown properties. To maintain the same 2008 programming and budget, and to account for inflation, the BIZ levy is proposed to be increased by .15, from 1.49 to 1.63 of the ARV. The increase of $54,100 will primarily be used to offset inflation costs such as maintenance of equipment, gas, and salaries, and the rent increase of the new BIZ office space. This represents a modest 2 per cent increase to the total budget.

The 2009 budget represents our on-going commitment to improving downtown and working toward our collective goal of downtown revitalization, while giving our members the best value for their contribution. The budget was carefully reviewed by the Downtown BIZ Management Board in order to ensure that the BIZ achieves its mandate strategically and efficiently.

The 2009 budget and programming continue to incorporate the BIZ practice of aggressively growing our programs by seeking cash sponsorships and in-kind contributions to supplement the BIZ levy. In 2009, the anticipated operating requirements of the BIZ are $2,668,355. Of this total, the BIZ is requesting $1,455,142 through the BIZ levy, with $47,000 held in reserve to account for the City of Winnipeg assessment charge-back. The remainder will be raised through sponsorships, grants and cash donations. In addition, approximately $500,000 of anticipated in-kind sponsorships support the 2009 budget, which, combined with the cash sponsorships, more than doubles the impact of the BIZ levy.

We believe the 2009 program and budget will enable the Downtown Winnipeg BIZ to further consolidate and strengthen our role in the downtown and to expand our contribution to the renewal of our city centre.

Respectfully submitted,



Jackie Stephen, Chair
Downtown Winnipeg BIZ Management Board

SUMMARY

SUMMARY (2008 cf. 2009)
Proposed Programs (as attached)

	2008 * Budget	2008 Projected	Proposed 2009 Budget
Program Expenditures			
Image & Cleanliness	$ 525,366	$ 506,324	$ 496,450
Events & Promotions	194,200	116,360	140,500
Communications & Marketing	184,000	184,500	174,000
Transportation, Parking & Transit	40,500	33,500	44,500
Community Safety	904,740	790,679	1,102,557
Administration	677,505	694,834	710,008
Total Expenditures	**2,526,311**	**2,326,197**	**2,668,015**
Program Contributions			
Image & Cleanliness	308,500	265,424	292,970
Events & Promotions	120,500	46,906	69,000
Communications & Marketing	7,250	34,633	7,000
Transportation, Parking & Transit	18,000	6,500	13,500
Community Safety	673,281	562,906	856,241
Administration	-	4,500	5,500
Total Contributions	**1,127,531**	**920,869**	**1,244,211**
Expenditures Less Contributions	**1,398,780**	**1,405,328**	**1,423,804**
Operating Revenue			
BIZ Levy	1,401,042	1,401,042	1,455,142
Less: Uncollected Tax Levy	(10,262)	(190,000)	(47,350)
Interest	8,000	8,000	8,000
Total Operating Revenue	**1,398,780**	**1,219,042**	**1,415,792**
Difference from total revenue from all sources less total expenditures	-	(186,286)	(8,012)
Draw down on Contingency Reserve		190,000	
Add: Surplus carry over			8,012
Surplus/(Deficit)	$ -	$ 3,714	$ -

NOTE: 2009 Budget includes carry over amount of $8,012 from 2006 dealing with depreciation of kiosks.

* as restated to conform with the current year's presentation

1

IMAGE AND CLEANLINESS

Goal

Improve the visual quality of downtown Winnipeg and enhance the pedestrian experience through physical improvements, street beautification and cleanliness for the benefit of those who work, shop, visit and live downtown.

Objectives

1. To partner with stakeholders to continue to implement and improve the year-round cleanliness and maintenance program for our downtown streets, parks and walkway systems.

2. In partnership with stakeholders, to build pride among business and building owners while encouraging them to take charge of cleanliness/greenness on their building frontages.

3. To partner with other agencies and stakeholders in order to advocate for and implement streetscape and building enhancements, which improve the overall image of the downtown.

4. To advocate and implement enhancements that improves the image of the key downtown traffic routes such as Portage and Graham Avenues, Main Street and Broadway.

5. To enhance public spaces and buildings through art and technology in order to create a vibrant, engaging, downtown image.

IMAGE & CLEANLINESS

IMAGE & CLEANLINESS (2008 cf. 2009)

	2008 * Budget	2008 Projected	Proposed 2009 Budget
Expenditures			
Maintenance Crew & Equipment	$ 432,616	$ 411,943	$ 394,000
Banners	27,500	22,941	15,500
Flowers, Vegetation and Accessories	17,500	23,000	23,500
Neon Broom Program	4,850	5,250	10,850
Business Participation	1,000	2,049	1,500
Patio Development	2,300	1,970	1,800
Enhancing Spaces			
Enhancing Spaces General	2,000	1,500	12,500
Portage Avenue Lighting Plan	2,800	1,300	1,000
Broadway Enhancement	-	7,165	-
Millennium Library Park	-	-	10,000
Merchant Park	500	706	-
Graham District	1,800	2,000	1,800
Art on the Avenue	32,500	26,500	24,000
Total Expenditures	**525,366**	**506,324**	**496,450**
Contributions			
Maintenance Crew & Equipment	281,000	244,874	257,970
Banners	5,000	-	-
Neon Broom Program	2,000	2,000	6,000
Enhancing Spaces			
Enhancing Spaces General	-	-	3,000
Portage Avenue Lighting Plan	1,000	-	-
Broadway Enhancement	-	600	-
Millennium Library Park	-	-	7,000
Merchant Park	-	-	-
Graham District	-	450	-
Art on the Avenue (formally Portage Planter Sculpture)	19,500	17,500	19,000
Total Contributions	**308,500**	**265,424**	**292,970**
Net Expenditures (BIZ Levy)	**$ 216,866**	**$ 240,900**	**$ 203,480**

3

* as restated to conform with the current year's presentation

EVENTS AND PROMOTIONS

Goal One

Stage and support events that promote downtown Winnipeg, attract people to the city centre and encourage them to visit downtown again.

Objectives

1. To create and partner with other stakeholders to establish downtown festivals and events.

2. To act as a technical intermediary with the City of Winnipeg for groups wanting to host events and festivals in the downtown.

3. To encourage businesses in the zone to participate with cooperative downtown marketing, projects, promotions, festivals and events.

Goal Two

Encourage downtown living in order to increase the number of residents living in the downtown thereby providing a 24/7 customer base for the business community.

Objectives

1. To partner with stakeholders and develop a downtown living marketing program.

EVENTS & PROMOTIONS

EVENTS & PROMOTIONS (2008 cf. 2009)

Expenditures	2008 * Budget	2008 Projected	Proposed 2009 Budget
Santa Claus Parade and Expansion	$ 2,500	$ 3,500	$ 3,550
Festival du Voyageur/River Trail (moved to Safety Budget for 2009)	1,000	1,000	-
Star Treatment	4,000	4,000	4,000
In for Lunch	17,000	13,087	15,500
Out to Lunch	27,000	27,000	27,000
Library Skywalk Series	2,000	2,000	2,000
Chinatown Concert Series	2,000	3,350	3,400
Young Artists on the Avenue	12,000	10,877	11,500
City Lights Cruise	3,000	6,000	6,000
Cruz In Downtown	2,000	5,530	5,500
Sports	6,000	6,350	5,700
Fringe Festival	1,600	1,600	1,600
Freeze Frame Int'l Kids Festival	1,000	1,071	1,000
New Initiatives	7,500	1,600	8,000
CIBC Run for the Cure	1,000	1,000	1,000
Kiosk Program	7,000	11,662	2,500
Major National Events	10,000	5,000	2,000
Downtown Alive Gala	50,000	-	-
Family Festivities	6,000	-	-
Housing Promotion	30,000	10,000	30,000
Chess in the Park/Court	1,600	1,683	1,750
Mainfesto	-	-	1,000
Busker Initiative	-	-	7,500
Window Wonderland	-	50	-
Total Expenditures	**194,200**	**116,360**	**140,500**
Contributions			
In for Lunch	16,500	15,000	15,000
Out to Lunch	20,000	21,700	20,000
Young Artists on the Avenue	6,500	6,800	6,500
Downtown Alive Gala	50,000	-	-
Kiosk Program	2,500	420	-
Major National Events	5,000	2,986	-
Housing Promotion	20,000	-	20,000
Busker Initiative	-	-	7,500
Total Contributions	**120,500**	**46,906**	**69,000**
Net Expenditures (BIZ Levy)	**$ 73,700**	**$ 69,454**	**$ 71,500**

* as restated to conform with the current year's presentation

5

COMMUNICATIONS AND MARKETING

Goal One

Promote the unique downtown experience in order to attract people downtown, create positive perceptions of the city centre and encourage downtown use of shopping, services, dining and entertainment.

Objectives

1. To develop a comprehensive and measurable communications and marketing plan, including a downtown brand that will attract people downtown to use the services such as shopping, dining and entertainment.

Goal Two

Communicate with downtown businesses and Winnipeggers about downtown Winnipeg and Downtown BIZ initiatives.

Objectives

1. To maintain effective communication with and provide pertinent information to business within the BIZ boundaries in regards to BIZ activities, advocacy positions and downtown happenings.

2. To respond to requests for downtown data and inquiries related to BIZ programs and services.

3. To engage the media to promote various BIZ initiatives and projects and be the voice of the business community related to downtown issues.

Goal Three

Undertake business development initiatives that support and sustain small business growth in the downtown.

Objectives

1. To establish a single point of contact for current and future downtown retailers who require strategic downtown information for start-up, expansion or sustaining purposes.

2. To develop and promote a long-term vision for retail in downtown Winnipeg by targeting specific areas and undertaking retail recruitment initiatives with key partners.

COMMUNICATIONS & MARKETING

COMMUNICATIONS & MARKETING (2008 cf. 2009)

	2008 * Budget	2008 Projected	Proposed 2009 Budget
Expenditures			
Publications			
BIZ Newsletter	$ 15,500	$ 15,500	$ 16,000
Downtown Handbook	15,000	3,000	6,000
Annual Report	9,000	9,000	9,500
Sub-Total	39,500	27,500	31,500
Advertising			
Marketing Campaign	50,000	50,000	50,000
Advertising - Radio	5,000	5,000	5,000
Advertising - Print	2,500	2,500	2,500
Downtown Magazine	8,000	8,000	6,000
Sub-Total	65,500	65,500	63,500
General			
Annual General Meeting	8,500	8,500	8,500
Brochures and Print Material	12,000	12,000	12,000
Marketing Initiatives	10,000	10,000	7,500
BIZ Program Promotion	6,500	6,500	10,000
Merchant Loyalty Program	2,500	2,500	2,000
Holiday Promotion	10,000	7,500	12,000
Media Relations	2,000	2,000	2,000
Sponsorship Guide	500	500	500
Website	9,500	9,500	8,500
E-newsletter	2,500	2,500	3,000
Business Development	10,000	25,000	10,000
New BIZ Logo & Brand	2,000	2,000	-
Surveys	3,000	3,000	3,000
Sub-Total	79,000	91,500	79,000
Total Expenditures	**184,000**	**184,500**	**174,000**
Contributions			
BIZ Newsletter	1,500	1,000	1,500
Marketing Campaign	500	500	500
Brochures and Print Material	2,500	2,500	2,500
Holiday Promotion	2,500	-	2,500
Website	250	-	-
Business Development	-	30,000	-
Annual Report	-	633	-
Total Contributions	**7,250**	**34,633**	**7,000**
Net Expenditures (BIZ Levy)	**$ 176,750**	**$ 149,867**	**$ 167,000**

* as restated to conform with the current year's presentation.

7

TRANSPORTATION, PARKING AND TRANSIT

Goal

Work closely with the City of Winnipeg's Public Works, Transit and Planning, Property and Development departments as well as with private stakeholders to review all parking, transit and transportation issues and provide solutions in response to stakeholder concerns.

Objectives

1. *Promote*: To develop programs with merchant and stakeholder participation which promote availability, accessibility and convenience of parking and transit as well as promote the use of downtown services and pedestrian areas.

2. *Advocate*: To advocate for beneficial downtown parking, transit and transportation policies.

3. *Research*: In partnership with stakeholders, to undertake and/or participate in critical research to support initiatives which improve downtown transportation, parking and circulation needs.

4. *Create*: To provide amenities which support alternative modes of public and active transportation for the purpose of luring and moving people in and around downtown.

TRANSPORTATION, PARKING & TRANSIT

TRANSPORTATION, PARKING & TRANSIT (2008 cf. 2009)

	2008 * Budget	2008 Projected	Proposed 2009 Budget
Expenditures			
Easy Streets Parking Promotion	$ 7,500	$ 13,000	$ 18,000
Downtown Spirit Free Bus	25,000	13,000	10,000
Advocacy & Research	3,000	2,000	8,000
Weather Protected Walkway System Promotion	1,500	1,500	1,500
Cycling	3,500	4,000	7,000
Total Expenditures	**40,500**	**33,500**	**44,500**
Contributions			
Easy Streets Parking Promotion	3,000	3,000	3,000
Downtown Spirit Free Bus	15,000	3,000	3,000
Advocacy & Research	-	-	4,000
Cycling	-	500	3,500
Total Contributions	**18,000**	**6,500**	**13,500**
Net Expenditures (BIZ Levy)	**$ 22,500**	**$ 27,000**	**$ 31,000**

9

* as restated to conform with the current year's presentation

COMMUNITY SAFETY

Goal

Promote downtown as a safe destination for shopping, dining and entertainment in order to attract people downtown.

Objectives

1. Through partnerships with the private, public and corporate communities, to increase a visible uniformed presence which will act as tourism ambassadors, outreach and safety officers.

2. To maintain the Outreach program in order to address disorderly, aggressive behaviour and assist the needs of people living on the streets.

3. To continue to market the volunteer Downtown Watch program through partnerships with universities, colleges, high schools, law enforcement academies and others.

4. To continue to promote awareness and education to address homelessness and panhandling.

5. To continue to work with the Winnipeg Police Service and support policing and crime prevention initiatives.

6. To represent downtown business interests in supporting and participating with organizations that has been established to address issues of safety.

7. To address petty crime issues—ie. smash and grabs, vehicle vandalism—through the creation of a Downtown Safety Network comprised of public and private stakeholders.

COMMUNITY SAFETY

COMMUNITY SAFETY (2008 cf. 2009)

	2008 * Budget	2008 Projected	Proposed 2009 Budget
Expenditures			
Downtown Watch	$ 374,305	$ 456,488	$ 484,187
University of Winnipeg	180,000	-	207,500
Downtown Security Network	-	-	35,000
Special Constable/ Outreach	325,435	323,191	340,870
Change for the Better	15,000	11,000	35,000
Winnipeg Police Service Mounted Horse Patrol	10,000	-	-
Total Expenditures	**904,740**	**790,679**	**1,102,557**
Contributions			
Downtown Watch	228,000	308,125	335,000
University of Winnipeg	180,000	-	207,500
Downtown Security Network	-	-	35,000
Special Constable/ Outreach	246,281	246,281	248,741
Change for the Better	10,000	8,500	30,000
Winnipeg Police Service Mounted Horse Patrol	9,000	-	-
Total Contributions	**673,281**	**562,906**	**856,241**
Net Expenditures (BIZ Levy)	**$ 231,459**	**$ 227,773**	**$ 246,316**

11

* as restated to conform with the current year's presentation

ADMINISTRATION

Goal

Negotiate efficient, effective mechanisms for achieving optimal utilization of space and office resources to carry out communication, distribution and organization requirements as they support key program functions.

Objectives

1. To distribute BIZ information and downtown marketing material maintaining an up-to-date database of downtown stakeholders, agencies and other relevant contacts.

2. To protect the capital investments of the Downtown BIZ by encouraging optimum utilization of resources as all programs collectively share them.

3. To provide access to capital and personnel resources for the efficient implementation of Downtown BIZ programs.

4. Through partnerships with relevant organizations, support ongoing training and development of staff, volunteers and Board members in order to accomplish the goals for the annual program.

ADMINISTRATION

ADMINISTRATON (2008 cf. 2009)

	2008 * Budget	2008 Projected	Proposed 2009 Budget
Expenditures			
Salaries and Wages	$ 511,278	$ 515,174	$ 530,173
Meetings / Advocacy / Event Support	14,800	14,800	13,800
Communication	13,000	13,000	13,000
Office equipment and leases	8,500	9,500	9,500
Amortization	3,500	3,500	2,408
Travel / Transportation	16,400	18,000	19,817
Services Charges / Service Fees	3,100	4,000	3,800
Legal / Accounting / Insurance	6,600	13,000	6,600
Technical Support / Software Upgrades / Licenses	2,800	2,800	2,800
Office Expenses	17,750	19,200	20,350
Rent	66,667	68,750	75,000
Subscriptions / Publications / Memberships	4,510	4,510	4,160
Advertising / Promotion	1,100	1,100	1,100
Professional Development / Training	5,500	5,500	5,500
BIZ Open House	2,000	2,000	2,000
Total Expenditures	**677,505**	**694,834**	**710,008**
Contributions			
Other Revenue (less interest, investment)	-	4,500	5,500
Total Contributions	-	4,500	5,500
Net Expenditures (BIZ Levy)	**$ 677,505**	**$ 690,334**	**$ 704,508**

* as restated to conform with the current year's presentation

Schedule "D"

Exchange District Business Improvement Zone

Budget
January 1 – December 31, 2009

The mission of the Exchange District Business Improvement Zone is to champion the unique character of the district and create a clean, safe and thriving environment.

Exchange District BIZ
133 Albert Street
Winnipeg, Manitoba R3B 1G6

Phone 942-6716
Facsimile 943-8741
Email info@exchangedistrict.org

www.exchangedistrict.org

Exchange District BIZ
Budget 2009

Message from the Chair

On behalf of the Exchange District BIZ Management Board, I am pleased to present the 2009 Budget. This document provides a comparison of projected revenues and expenditures from the current year and outlines the planned revenues and expenditures for 2009.

The Exchange District BIZ is committed to delivering community based programs and services in the areas of marketing, special events and image enhancement. Each year, the Management Board requests Zone members approve the budget for the upcoming year. In 2009 our anticipated operating requirements are $433,901. New in 2009 is the establishment of a Winnipeg Foundation donor-directed fund in support of the future maintenance and programming requirements of Old Market Square equivalent to .02% of the ARV totaling $3,490.

The BIZ is requesting $279,021 in member levies. The balance of funds required will be raised from other sources or drawn from existing reserves. The BIZ levy rate required to support this request is estimated at 1.599%, based on the most recent Annual Rental Value (ARV) figure of $17,449,740 (October, 2008). This represents a projected 4.3% increase over the rate applied in 2008. The table below indicates the Exchange District levy rates over the past five years.

Budget Year	2004	2005	2006	2007	2008	*2009*
Estimate at AGM	1.420	1.440	1.578	1.421	1.559	*1.599*
Actual at Tax Time	1.349	1.427	1.339	1.524	1.532	*TBA*

As the table below indicates the Exchange District ARV remained stable during 2004 – 2005 and experienced a significant increase in 2006, a city-wide reassessment year. The ARV decreased the following year, mainly due to assessment appeals. However, the board is encouraged by the positive trajectory shown in 2007 – 2008.

	2004	2005	2006	2007	2008
Annual Rental Value	14,911,260	15,067,620	18,442,260	16,817,400	17,449,740

The chart below indicates the BIZ's success in raising funds from sources other than the levy. As is demonstrated, the Board has leveraged a 200% increase in the external funds raised through partnerships, sponsorships, government grants and other contributions while applying nominal increases to the BIZ levy rate over the past five years. This growth in the resources available to our organization helps us to add value to the Exchange District community.

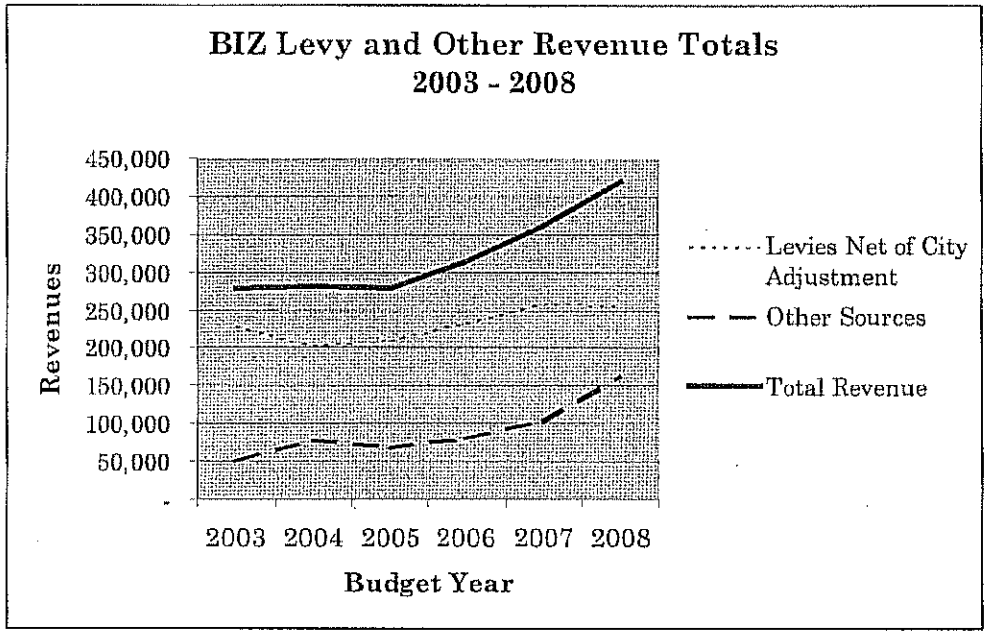

Revenues and expenditures are presented on the following pages. We feel we have budgeted responsibly, recognizing that the BIZ levy represents an expense to local business owners. We remain committed to providing quality programs and services to members in order to achieve our goal: to create a clean, safe and thriving environment for business.

Respectfully submitted,
EXCHANGE DISTRICT BIZ

Gord Holmes
Chair, Management Board

Exchange District BIZ - Budget 2009

Revenues

REVENUE	2008 Budget	2008 To Date	2008 Proj. to Y/E	2009 Budget	Variance Budget 2009 to Projected 2008
BIZ Levy	262,100	233,145	262,100	279,021	16,921
(City of Winnipeg Adjustment)	- 4,710	-	- 4,710	- 3,275	1,435
Grants & Contributions	58,525	54,707	97,780	84,582	- 13,198
Sponsorships	33,300	44,600	45,100	45,100	-
Programming & Other	15,250	15,461	15,905	17,150	1,245
Interest	2,750	1,231	4,000	4,000	-
TOTAL REVENUE	**367,215**	**349,144**	**420,175**	**426,578**	**6,403**

Expenses

EXPENSES	2008 Budget	2008 To Date	2008 Proj. to Y/E	2009 Budget	Variance Budget 2009 to Projected 2008
PROGRAMS, OPERATIONS & OMS					
Old Market Square - Operations	3,950	2,519	3,250	4,000	750
Special Projects & Committee Expenses	2,200	5,351	5,410	4,986	- 424
Event Sponsorship	15,000	15,000	15,000	15,000	-
Guided Walking Tours	19,995	20,888	21,500	21,547	47
Programming	26,000	28,029	30,134	28,380	- 1,754
TOTAL PROGRAMS, OPS & OMS	**67,145**	**71,787**	**75,294**	**73,913**	**- 1,381**
MARKETING & COMMUNICATIONS					
Promotions & Sponsorships	6,200	3,150	6,400	3,000	- 3,400
Member Communications	7,142	1,344	6,800	6,800	-
Publications & Website	4,458	4,234	4,458	17,260	12,802
Community Relations & Planning	7,500	1,665	7,675	38,220	30,545
TOTAL MARKETING & COMM	**25,300**	**10,393**	**25,333**	**65,280**	**39,947**
IMAGE ENHANCEMENT					
Foot Patrol Program	4,500	1,581	7,000	4,500	- 2,500
Maintenance & Beautification Projects	11,500	13,575	19,961	18,092	- 1,869
Seasonal Maintenance Crew	12,650	11,874	11,874	20,767	8,893
Image Enhancement Wages & Benefits	118,470	89,279	127,040	130,460	3,420
Special Projects / Other	200	14,037	24,539	-	- 24,539
TOTAL - IMAGE ENHANCEMENT	**147,320**	**130,346**	**190,414**	**173,819**	**- 16,595**

Expenses (continued)

ADMINISTRATION	2008 Budget	2008 To Date	2008 Proj. to Y/E	2009 Budget	Variance Budget 2009 to Projected 2008
Meetings	2,110	1,677	2,510	2,122	- 388
Professional Development	3,500	2,555	4,000	3,500	- 500
Utilities	4,200	3,108	4,700	4,700	-
Memberships, Fees & Subscriptions	6,860	5,258	7,184	7,184	-
Office Equipment & Supplies	7,720	7,161	9,320	9,320	-
Rent	7,800	10,036	9,300	9,300	-
Rental Inducement	- 1,418	-	- 1,418	- 1,418	-
Depreciation	12,231	-	12,231	12,231	-
Salaries, Benefits, MERCs & WCB	91,065	63,846	89,686	73,950	- 15,736
TOTAL ADMINISTRATION	**134,068**	**93,642**	**137,513**	**120,889**	**- 16,624**
TOTAL EXPENSE	**373,833**	**306,168**	**428,554**	**433,901**	**5,347**
NET INCOME	**- 6,618**	**42,977**	**- 8,379**	**- 7,323**	**1,056**
Non-Cash Items (Amort Net of Rental Ind)	**10,813**	**-**	**10,813**	**10,813**	**-**
Net Transfer To Reserve	**-**	**-**	**- 2,434**	**-**	**2,434**
Transfer to Winnipeg Foundation	**-**	**-**	**-**	**- 3,490**	**- 3,490**
Surplus (Deficit)	**4,195**	**-**	**-**	**0**	**0**

Capital Reserve Account

Opening Balance Jan 1, 2008		43,373
	Projected Deposits	
	Poster sales, interest	398
	Transfer from operating	2,434
	Projected Expenditures	
	Bank service charges	- 36
	Technology/Equipment	- 2,555
	Public Art Project	- 5,000
Projected Closing Balance Dec 31, 2008		38,614

	2009	2010	2011	Totals
Contributions	-	5,000	5,000	10,000
Expenses				
Technology & Equipment	11,900	-	2,500	14,400
Community Projects	5,000	5,000	5,000	15,000
Annual Impact	**- 16,900**	**- -**	**2,500 -**	**19,400**
Rolling Balance	**21,714**	**21,714**	**19,214**	**19,214**

Capital Plan

The Exchange District BIZ implemented a capital reserve program designed to address certain future capital requirements and to support new programs aimed at improving the member and client experience in the Exchange District. The qualifying capital expenditures have been identified as Technology & Equipment and Community Projects. The Capital Plan will be amended and reviewed annually in conjunction with the BIZ budgeting process.

Program Highlights for 2009

The Board of Directors approved a three-year strategic plan in 2007. Our vision is that the Exchange District will realize its full potential as a cultural and heritage mecca known widely for its one-of-a-kind shops, services and attractions. The mission of the BIZ is to champion the unique character of the district and create a clean, safe and thriving environment. The board reaffirmed its vision, mission and core business and refined its key priority areas in a workplan for 2009 as follows:

Safe & Clean

Safe and clean remain the major priority and core business of the BIZ. We will continue our foot patrol and objectives related to police coverage. Garbage dumping, litter control and graffiti removal are ongoing issues. Architectural and decorative lighting and year-round beautification are long-term objectives.

Communications & Marketing

The Board has enhanced resources related to this area and a primary goal for 2009 is to create a marketing and communications strategy. Objectives include strengthening our brand, developing a new website, improved media relations, enhancing electronic communication and engaging community partners.

Public Space & Streetscaping

Fundraising is a top objective to ensure all phases of the Old Market Square redevelopment are completed as planned. As well, we will continue to advocate for improved streetscaping elements (paving, benches, lights, garbage cans, etc) and a stronger annual commitment to the upkeep of the area's public amenities.

Programs & Special Events

The Programs Committee reviews all programs annually. The BIZ will focus on areas of strength, such as the successful walking tour program, and continue to seek sponsorship and partners for programs.

Strategic Lobbying & Advocacy

Lobbying and advocacy functions are a key component of our communications strategy. To ensure an effective strategic approach we will continually improve media, government and community relations.

Business Recruitment

Business recruitment will reflect the mandate and core business of the BIZ. We will work to improve relationships within the real estate and development industry and seek further opportunities for boundary expansion.

Organizational Development

The board and staff continually work on improving governance and administration. Funds are allocated for hiring a part-time administrative assistant in 2009. We are implementing an annual board orientation workshop and review of the organization's governance structure.

Schedule E

Mosaic Market Business Improvement Zone, 2009 Proposed Budget

Annual Rental Value $2,532,444. BIZ levy 1.7 % (1.765)

Proposed Budget collected through BIZ levy	**$44,600.00**
Reserve Capital (From Savings, (Project $'s for Exterior Improvement and Safety Grants, Streetscape Projects)	**$30,000.00**
Total 2009 Budget required through: BIZ Levy & Reserve Capital	**$74,600.00**

Comparative Budget 2008/2009	2008	2009
ADMINISTRATION		
Salaries (Green Team)	$4,500.00	$5,500.00
Green Team Equipment	$500.00	$500.00
Casual Labour	$500.00	$500.00
Accounting / Audit	$2,500.00	$2,550.00
Office Supplies	$1,250.00	$1,250.00
Administrative Support	$1,000.00	$1,000.00
Meeting Budget	$2,500.00	$2,500.00
Administrative Assistant / Grant Coordinator	$18,000.00	$20,000.00
Conference / Travel		$1,000.00
MARKETING		
Newsletter	$800.00	$800.00
Advertising	$500.00	$250.00
SPECIAL PROJECTS		
Exterior Storefront Improvements (drawn from Reserve Capital)	$10,000.00	$10,000.00
SAFETY INITIATIVES		
Exterior Safety Improvements (drawn from Reserve Capital)		$10,000.00
North End Ambassador's Program (Drawing from City of Wpg. Community Initiative Grant).	$1,000.00	
COMMUNITY SUPPORT		
Winnipeg BIZ Association Membership	$250.00	$250.00
STREET BEAUTIFICATION		
Median Planters	$6,500.00	$6,500.00
Banner Maintenance	$500.00	$500.00
Streets Enhancement (Repair / Replace) (drawn from Reserve Capital)		$10,000.00
Tree Replacement	$8,000.00	
Median Planter Replacement / Additions	$5,000.00	
Higgins Underpass, streetscape project with City of Winnipeg funds	$30,000.00	
OTHER		
Under/Over Payment	$2,250.00	$1,500.00
TOTAL	$40,550 (Levy) Total $95,550.00	$44,600 (Levy) Total $74,600.00

Schedule "F"

Norwood Grove BIZ - 2009 Budget

REVENUES		2009 Proposed Budget	2008 Projected Actual	2008 Budget
Levy (less interest pd. on advance)	$	117,314	88,779	88,779
Over/underpaid levy allowance		-1,500	4,798	48
Wage Grants		11,000	10,980	10,000
Interest		25	20	75
Luncheon Revenues		1,250	1,000	1,400
Fundraising		0	0	0
Other - City of Wpg Streetscaping Renewal Program		0	25,000	30,000
Total	$	**128,089**	**130,577**	**130,302**

EXPENSES

Administration					
	Executive Director professional fees	$	20,888	20,280	20,280
	Student & Contractor Wages/Benefits/Workers Comp.		23,000	17,700	21,000
	Storage/Space Rental		2,400	2,400	2,400
	Office Expense/Postage/ Stationery/Phone/Internet		2,500	2,300	2,100
	Membership Fees		400	388	388
	Auditor/Accounting Fees		1,450	1,400	1,400
	Meetings		2,000	2,000	1,400
	Professional Development		1,000	0	150
	Equipment/Rental (offices)		250	1,466	800
	Contract Labour		1,000	258	500
	Bank Charges		200	200	100
		Sub	*55,088*	*48,392*	*50,518*
Physical Enhancement					
	White lights program	$	11,000	9,500	9,500
	Spruce up the Grove program		3,000	1,000	2,500
	Graffiti Removal/Green Team & Maintenance Supplies		500	400	500
	Gator/trailer/tank maintenance		4,500	615	800
	Annual Planting - Planter Repair/Flowers		15,000	4,000	4,800
	Bench Maintenance		500	100	750
	Mural program		2,500	0	1,500
	Light up the Grove		0	0	0
	Landscaping/Enhancement projects (current)		25,000	3,000	10,000

	Streetscaping Renewal		25,000		
	Special Projects (future)				30,000
		Sub	*87,000*	*18,615*	*60,350*
Marketing					
	Sponsorships	$	1,500	0	750
	Advertising/Promotions (shirts)/CARRAC		8,500	5,000	6,500
	Bandshell programming & equipment		15,000	14,700	15,000
	Website - Hosting/Training/Update		1,000	500	500
	BIZ Publication – Copies & Distribution		2,000	0	500
	Networking event		0	0	0
		Sub	*28,000*	*20,200*	*23,250*
Internal Development					
	Newsletter/Member Communication	$	650	425	500
	Luncheon Expenses		3,000	2,000	2,600
		Sub	*3,650*	*2,425*	*3,100*
Crime & Safety					
	Foot Patrol/other program	$	1,000	0	500
		Sub	*1,000*	*0*	*500*
Contingency			*2,000*	*0*	*1,000*
	Total Expenses	$	**176,738**	**89,632**	**138,718**
	Net Surplus (loss)	$	**-48,649**	**40,945**	**-8,416**
	Opening Balance (forecasted)		**49,386**	**8,441**	**8,441**
	Closing Balance	$	**737**	**49,386**	**25**

Sept 2008 ARV = $6,517,440

Levy = 1.8%

Norwood Grove BIZ - 2009 Budget

REVENUES		2009 Proposed Budget	2008 Projected Actual	2008 Budget
Levy (less interest pd. on advance)	$	117,314	88,779	88,779
Over/underpaid levy allowance		-1,500	4,798	48
Wage Grants		11,000	10,980	10,000
Interest		25	20	75
Luncheon Revenues		1,250	1,000	1,400
Fundraising		0	0	0
Other - City of Wpg Streetscaping Renewal Program		0	25,000	30,000
Total	$	**128,089**	**130,577**	**130,302**

EXPENSES

Administration					
	Executive Director professional fees	$	20,888	20,280	20,280
	Student & Contractor Wages/Benefits/Workers Comp.		23,000	17,700	21,000
	Storage/Space Rental		2,400	2,400	2,400
	Office Expense/Postage/ Stationery/Phone/Internet		2,500	2,300	2,100
	Membership Fees		400	388	388
	Auditor/Accounting Fees		1,450	1,400	1,400
	Meetings		2,000	2,000	1,400
	Professional Development		1,000	0	150
	Equipment/Rental (offices)		250	1,466	800
	Contract Labour		1,000	258	500
	Bank Charges		200	200	100
		Sub	*55,088*	*48,392*	*50,518*
Physical Enhancement					
	White lights program	$	11,000	9,500	9,500
	Spruce up the Grove program		3,000	1,000	2,500
	Graffiti Removal/Green Team & Maintenance Supplies		500	400	500
	Gator/trailer/tank maintenance		4,500	615	800
	Annual Planting - Planter Repair/Flowers		15,000	4,000	4,800
	Bench Maintenance		500	100	750
	Mural program		2,500	0	1,500
	Light up the Grove		0	0	0
	Landscaping/Enhancement projects (current)		25,000	3,000	10,000

	Streetscaping Renewal		25,000		
	Special Projects (future)				30,000
		Sub	*87,000*	*18,615*	*60,350*
Marketing					
	Sponsorships	$	1,500	0	750
	Advertising/Promotions (shirts)/CARRAC		8,500	5,000	6,500
	Bandshell programming & equipment		15,000	14,700	15,000
	Website - Hosting/Training/Update		1,000	500	500
	BIZ Publication – Copies & Distribution		2,000	0	500
	Networking event		0	0	0
		Sub	*28,000*	*20,200*	*23,250*
Internal Development					
	Newsletter/Member Communication	$	650	425	500
	Luncheon Expenses		3,000	2,000	2,600
		Sub	*3,650*	*2,425*	*3,100*
Crime & Safety					
	Foot Patrol/other program	$	1,000	0	500
		Sub	*1,000*	*0*	*500*
Contingency			*2,000*	*0*	*1,000*
	Total Expenses	$	**176,738**	**89,632**	**138,718**
	Net Surplus (loss)	$	**-48,649**	**40,945**	**-8,416**
	Opening Balance (forecasted)		**49,386**	**8,441**	**8,441**
	Closing Balance	$	**737**	**49,386**	**25**

Sept 2008 ARV = $6,517,440
Levy = 1.8%

Schedule "F"

OLD ST VITAL BIZ

2009 Proposed Programs and Budget

At the AGM held on November 5, 2008 a motion was passed to accept the attached budget.

The revenue from the City of Winnipeg was calculated as follows:

- 2009 Projected ARV = **$5,642,020**
- Levy Rate for 2009 = **2.111%**
- 5,642,020 x 2.111% = **$119,100**

**Attached: 2009 Proposed Budget
2009 Proposed Programs

OLD ST VITAL BIZ
2009 Budget

Revenues	
City of Winnipeg	$119,100
Unpaid Levy Allowance	-2,000
Summer Employment Funding	7,841
Grafitti Program Offsets	25,000
	$149,941
Expenses	
Programs	
Anti-Graffiti Program	$5,000
Annual General Meeting	1,000
BIZ Zone Improvement Fund	8,791
BIZ Promotion Fund	12,000
Christmas Tree and Lights	3,500
Summer Maintenance	
Flowers and Plant Supplies	16,200
Truck Repairs and Operation	5,000
Flowers for Firehall	500
Hydro and Miscellanious	2,800
Murals	5,000
Winnipeg BIZ Association Dues	250
	$60,041
Administration	
Office Supplies and Sundry	$2,400
Office Rent	7,700
Telephone	3,000
Wages and Benefits	56,500
	$69,600
Capital Expenditures	
Truck	$16,800
Maintenance Reserve	$3,500
Total Expenditures	$149,941

OLD ST VITAL BIZ

2009 Proposed Programs and Expenditures

The following Proposed Programs have been reviewed by the current board:

Anti-Graffiti Program

The previous year's graffiti program will be continued to deter taggers from further tagging buildings in the Old St. Vital BIZ area. This will be done by removing graffiti from buildings and city property in the area as soon as possible. As well, encouraging application of an anti-graffiti coating and painting murals on graffiti troubled buildings. Over the years this program has decreased the amount of graffiti in the Old St. Vital area and must be maintained to ensure that graffiti levels do not increase. Partnership with the City of Winnipeg will be explored to provide a graffiti removal service to the Businesses of Old St. Vital and businesses and residents in the surrounding area. This program will operate year round to fulfill our goal of keeping graffiti levels in Old St. Vital to a minimum.

Marketing

Marketing initiatives from the previous year will be continued and pursuing new opportunities that may arise throughout the year. The goal of marketing is to advertise the BIZ as well as the businesses. The marketing program will heighten awareness in the Old St. Vital BIZ area and allow member businesses to advertise, in conjunction with the Old St. Vital BIZ, at a lower cost. The BIZ has decided to produce multiple newsletters annually; one will be featured in the Lance Newspaper and the rest will be distributed by the Old St. Vital BIZ.

Christmas Tree Program

This program coordinates the annual setup and takedown of the large Christmas tree at the Junction. Along with all the smaller trees on St. Mary's Road, the large tree helps everyone that travels through our zone to get in the 'holiday' spirit during holiday months. The management board will explore the possibility of installing Christmas trees on the newly installed decorative poles along St. Mary's Road south of St. Anne's Road.

Summer Maintenance Program

During the Summer months, this program will help maintain the infrastructure currently in place in the Old St. Vital BIZ area. In summer 2008, an inventory of all planters was completed and they will be distributed evenly throughout the area. Once the planters are correctly placed, the summer students will replace the soil that was contaminated by winter road salt. Planted flowers that will be maintained as long as the weather permits. The BIZ will work to ensure that all equipment is operating properly and safely. The summer staff that are hired to fulfill this

program will be required to go through a safety course to ensure their safety while they are working on behalf of the Old St. Vital BIZ.

Murals

The projected dollar amount for mural spending has increased from the previous year. This is the result of current maintenance requirements of the existing murals in the Old St. Vital Area. This increase will allow the Old St. Vital BIZ to rejuvenate existing murals and introduce new murals to the community of Old St. Vital.

Readerboard

The installation of a readerboard has been an initiative of the Old St. Vital BIZ for many years. During 2009, the Old St. Vital BIZ will begin formulating a strategy to complete this project. Community support will be assessed and sources of funding will be explored. The goal of the Old St. Vital BIZ is to have this project completed by the end of summer 2009.

Membership

Every year the BIZ constantly encourages business owners to get involved with the activities of the board. Information packages have been distributed to most member businesses with all the appropriate information needed to get involved with the BIZ and the community.

Capital Expenditure: Truck

During 2008, the Old St. Vital BIZ completed its Streetscaping Phase III project along St. Mary's Road south of the Junction. The new infrastructure has increased the plant material the BIZ maintains by approximately 40 percent. Along with the expanding graffiti program, two trucks are required to successfully provide these services to the community of St. Vital. The purchase of a one ton truck will allow the BIZ to be more effective than before, by making operations more efficient in years to come. The existing vehicle owned by the BIZ will be used by the graffiti control program.

Funding (UGT, EYC, Canada Summer Jobs, City of Winnipeg Graffiti Funding)

The previously mentioned sources of funding will be pursued by Scott and Sean Stockwell. The financial support from these programs will allow the Old St. Vital BIZ to hire summer staff for the summer maintenance and anti-graffiti programs. Staff will be hired and trained to plant flowers as well as remove graffiti from buildings with in the area. The Executive Directors with input from the management board will supervise and coordinate the activities of the summer maintenance and anti-graffiti staff.

Schedule 11

osborne South
BUSINESS IMPROVEMENT ZONE



RECEIVED
CITY CLERKS
WINNIPEG

8 NOV -5 P1:24

November 5, 2008

Mr. Richard Kachur, City Clerk
City Clerk's Office
510 Main Street
Winnipeg, MB R3B 1B9

Dear Mr. Kachur:

At the Annual General Meeting of the Osborne South Business Improvement Zone (BIZ) held on November 4, 2008 the annual programs and budget for 2009 (copy attached) were approved by the general membership.

Would you take the required steps to have the 2009 budget approved by City Council.

Yours sincerely,

Barbara Gerrie
Chair, Osborne South BIZ Board

688 Osborne Street
Winnipeg, MB R3L 2B9

Phone: 284-2671
Fax: 453-8325

THE OSBORNE SOUTH BUSINESS IMPROVEMENT ZONE

PROPOSED PROGRAMS AND BUDGET

FOR JANUARY 1, 2009 TO DECEMBER 31, 2009

September 23, 2008

THE OSBORNE SOUTH BUSINESS IMPROVEMENT ZONE

PROPOSED PROGRAMS AND BUDGET
FOR JANUARY 1, 2009 TO DECEMBER 31, 2009

Marketing	$ 8,500.00
Special Events	
• Christmas Event	1,200.00
• Farmers' Market	550.00
Scholarship	1,000.00
Physical Enhancement	13,400.00
Administration	7,850.00
TOTAL PROPOSED BUDGET FOR PROGRAMS	**$32,500.00**

*Levy required would be 1.91% of the ARV (annual rental value $1,566,780.00)

MARKETING

The objectives are to effectively market and promote all services, businesses and events in the Osborne South B.I.Z. area to the general public, tourists, B.I.Z. members and employees.

• Special advertising programs will be developed as required (i.e.: *Lance*, *Reflector*, B.I.Z. newsletter, *Ciao!* Magazine)	7,500.00
• Website maintenance	1,000.00
TOTAL	**$8,500.00**

SPECIAL EVENTS

• Christmas Event	1,200.00
• Farmers' Market	550.00
TOTAL	**$1,750.00**

SCOLARSHIP

To support local high school students at Churchill High and develop further awareness of the B.I.Z. to high school students in the area, two $500.00 scholarships will be granted.

TOTAL	**$1,000.00**

PHYSICAL ENHANCEMENT

Osborne South is a unique area in the City. It has its own character and its main strength is its small-town charm, people and park-like setting. Our objective is to beautify and enhance the existing environment for people who work, live, visit, and shop in the area and, by enhancing the visual components of Osborne South, all businesses will benefit. We will also work closely with City departments to ensure all maintenance needs are met.

• Maintain existing planters and hanging baskets	4,500.00
• New hanging baskets	3,000.00
• Maintenance	500.00
• Wreaths	400.00
• Banner replacement and ornamental pole repairs	3,000.00
• Hydro lighting costs	2,000.00
TOTAL	**$13,400.00**

ADMINISTRATION

• Summer Street Ambassador	3,500.00
• Audit	1,100.00
• Office Expenses	500.00
• Winnipeg B.I.Z. Association membership	250.00
• Administrative support	2,500.00
TOTAL	**$7,850.00**

Schedule "I"

Osborne Village Business Improvement Zone
Proposed Budget – January 1, 2009 - December 31, 2009

	Budget '09		Actual '08
Street Imaging & Enhancement	$ 60,500.00		$ 41,955.00
Promotions & Marketing	$ 28,000.00		$ 23,471.00
Total	**$ 88,500.00**		**$ 65,426.00**
Operating Expenses			
Office Rental	$ 5,500.00		$ 5,451.00
Executive Director	$ 35,000.00		$ 36,037.00
Employee Benefits	$ 3,500.00		$ 3,632.00
Alarm Services	$ -		$ 336.00
Telephone/Fax	$ 3,500.00		$ 3,675.00
Audit (Bookkeeping) Fees	$ 2,000.00		$ 900.00
Office Supplies & Equipment	$ 1,000.00		$ 1,065.00
Meeting Expenses	$ 1,350.00		$ 647.00
Postage	$ 150.00		$ 81.00
Osborne Village Foot Patrol	$ -		$ -
Total Operating Expenses	**$ 52,000.00**		**$ 51,824.00**
Total Proposed Budget	$ 140,500.00		$ 117,250.00
GST Refund	$ 2,500.00		$ 2,383.00
City Grant - Street Enhancement	$ 25,000.00		$ -
Canada Day Fees	$ 4,000.00		$ 4,000.00
Levey Required	**$ 109,000.00**		**$ 110,867.00**

Schedule "J"

BUDGET ZAC BOUL PROVENCHER BLVD BIZ 2009 BUDGET

DRAFT

Revised November 12

	2008 Budget	2008 Projected	2009 Budget
Revenues / Revenus			
Levy* (member contributions)	$ 29,460	$ 29,460	$ 32,349
Over/under levy allowance	$ 1,556	$ 1,556	$ (1,000)
Accumulated surplus (carried over)	$ 4,345	$ 7,940	$ 1,286
Grants	$ 7,800	$ 7,572	$ 7,600
Bank charges/interest	$ 50	$ (40)	$ (85)
Various (city street renewal)*	$ 8,000	$ -	$ -
	$ 51,211	$ 46,488	$ 40,150
Marketing and Promotion / Marketing et Promotion	$ 9,600	$ 2,466	$ 2,750
Sponsorships	$ 1,500	$ 1,500	$ 750
Donations	$ 200	$ -	$ -
Entertainment (St. B's 100th)	$ 3,000	$ -	$ -
Web site / domain	$ 650	$ 966	$ 1,250
Advertising/Directory/Promotions	$ 750	$ -	$ 750
Various (logo, banners)	$ 3,500	$ -	$ -
Street Enhancements / Aménagements Physiques	$ 24,305	$ 24,064	$ 18,650
Planting Program	$ 4,600	$ 7,564	$ 5,000
Lighting on Buildings	$ 2,200	$ 2,500	$ 2,500
Seasonal Decor	$ 3,000	$ 3,400	$ 3,400
Signage	$ -	$ -	$ -
Murals	$ 1,000	$ 1,000	$ 1,000
Boulevard lights / Hydro	$ 5,255	$ 7,000	$ 4,000
Gator - pmts and maint.	$ 2,500	$ 2,300	$ 2,500
Other Equipment - trailer, tank	$ 1,750	$ 300	$ 250
Various/Misc. (new barrels)	$ 4,000	$ -	$ -
Office / Bureau	$ 17,230	$ 18,672	$ 18,700
Personnel - Administrator	$ 6,180	$ 6,180	$ 6,400
Personnel - Urban Green Team	$ 8,700	$ 9,892	$ 9,500
Administration Expenses	$ 500	$ 400	$ 500
Audit Fees	$ 1,100	$ 1,400	$ 1,450
Membership Fees	$ 250	$ 250	$ 250
Various (Meetings/AGM)	$ 500	$ 550	$ 600
Total Expenses	$ 51,135	$ 45,202	$ 40,100
Surplus	$ 76	$ 1,286	$ 50

Opening surplus at Jan. 1/08 = $7940 (per audit)

*Building Communities grant not integrated into operating budget as it is for special projects

Sept 2008 ARV	$2,812,920
x 1.15% (for 2009)	$32,349
(2008 = 1.037%)	

Schedule "K"



St. James Village BIZ
Proposed 2009 Budget

	2009 BUDGET
Physical Enhancements:	
Murals	2,000.00
Repairs/Maintenance	1,000.00
Street Enhancements (Flowers etc.)	14,500.00
Total Funds required:	17,500.00
Advertising and Marketing:	
Newsletters	5,000.00
Annual Directory	4,000.00
Misc. advertising, t-shirts, etc.	500.00
Total Funds Required:	**9,500.00**
Administration:	
Audit	1,100.00
AGM Expenses	250.00
Computer upgrades, software etc.	250.00
Meeting Expenses	1,000.00
Membership Fees	250.00
Office Expenses	700.00
Purchased Services (Administrator)	7,200.00
Rent	1,000.00
Telephone	800.00
WCB Levy	100.00
Total Funds Required:	**12,650.00**
Summer Students Program	
Summer Students Program	**6,850.00**
Total Funds Required:	**6,850.00**
Uncollected BIZ Levy:	
Uncollected BIZ Levy	3,500.00
Total Funds Required:	**3,500.00**
TOTAL REQUESTED FOR 2009 BUDGET:	**50,000.00**

1871 Portage Avenue, Winnipeg, Manitoba R3J 0H1 Tel: 889-9628 Fax: 888-0805

Schedule "L"



RECEIVED
CITY CLERKS
WINNIPEG

FEB -3 P2:53

December 23, 2008

Richard Kachur
City Clerk
Council Building
City of Winnipeg
510 Main Street
Winnipeg, Manitoba, R3B 1B9

RE: SELKIRK AVENUE BUSINESS IMPROVEMENT ZONE
NO SUBMISSION OF A 2009 PROPOSED BUDGET

Dear Mr. Kachur

Please be advised that the Selkirk Avenue Business Improvement Zone (BIZ) is not prepared at this time to submit a **"Proposed 2009 Budget and Program" to the City of Winnipeg".**

The Selkirk Avenue Business Improvement Zone is aware that if the Board has failed to submit annual budgets to Council for approval in two consecutive years the BIZ zone may be terminated.

At this point the Selkirk Avenue Business Improvement Zone Board needs to review its options with regards to Board development and recruitment, which may help permit the continued existence of the BIZ zone.

Thank you for your understanding
Yours Sincerely,

Sylvia Todaschuk

Sylvia Todaschuk
President
Selkirk Avenue Business Improvement Zone
Telephone: 586-3445

Cc: Martin Pasieczka, Neighbourhood Economic Development Officer

Schedule "A"

Transcona Business Improvement Zone
Operating Budget
December 31, 2009

REVENUE

Business Levy	$ 114,000
Interest	4,000
Other Income	14,000
Revenue (ARV Biz Levy Interest and other income)	132,000
Surplus Funds	25,000
TOTAL REVENUE	**$ 157,000**

OPERATING EXPENSES

-Buhler Recreation Park (softball diamond rights/10yrs)	6,000
Advertising/Marketing	
-publications (four times a year)	41,000
-advertising/marketing	1,500
-website hosting, domain name and maintenance	400
Infrastructure/maintenance	
-general maintenance of existing new infrastructure	1,000
Festivals and social events	
-hi-neighbour festival	6,000
-farmer's market	400
-special events/projects	5,000
Programs	
-summer beautification program	5,000
-christmas decoration program	3,000
-anti Graffiti Program	4,000
Accounting Fees	1,800
Allowance for uncollected levies	3,000
Amortization	4,000
Audit	2,000
Building Maintenance	500
Equipment	1,000
Internet	1,000
Meeting expense – AGM	400
Meeting expense – meals	800
Miscellaneous	1,000
Office Supplies	2,000
Rent	15,500
Telephone	1,200
Travel	500
Utilities	2,000
Wages	47,000
TOTAL OPERATING EXPENSES	**$ 157,000**
Excess of revenue over expenses	----

Transcona Business Improvement Zone

Financial Statements

December 31, 2007

Auditors' Report

To the Members of Transcona Business Improvement Zone:

We have audited the statement of financial position of Transcona Business Improvement Zone as at December 31, 2007 and the statement of operations and unrestricted net assets for the year then ended. These financial statements are the responsibility of the Organization's management. Our responsibility is to express an opinion on these financial statements based on our audit.

We conducted our audit in accordance with Canadian generally accepted auditing standards. Those standards require that we plan and perform an audit to obtain reasonable assurance whether the financial statements are free of material misstatement. An audit includes examining, on a test basis, evidence supporting the amounts and disclosures in the financial statements. An audit also includes assessing the accounting principles used and significant estimates made by management, as well as evaluating the overall financial statement presentation.

In our opinion, these financial statements present fairly, in all material respects, the financial position of the Organization as at December 31, 2007 and the results of its operations for the year then ended in accordance with Canadian generally accepted accounting principles.

Winnipeg, Manitoba
October 11, 2008

ONCA's
Chartered Accountants

Transcona Business Improvement Zone
Statement of Financial Position
As at December 31, 2007

	2007	*2006*
Assets		
Current		
Cash	45,979	30,128
Short-term investments *(Note 3)*	80,468	83,221
Goods and services tax receivable	1,292	1,768
Accrued investment income	135	467
Prepaid expenses and deposits	1,653	-
	129,527	115,584
Fixed assets *(Note 4)*	22,897	4,865
Investments *(Note 5)*	23,666	46,349
Construction in progress	-	9,675
	176,090	176,473
Liabilities		
Current		
Accounts payable and accruals	5,582	4,334
Net Assets		
Invested in property and equipment	22,897	4,865
Unrestricted	147,611	167,274
	170,508	172,139
	176,090	176,473

The accompanying notes are an integral part of these financial statements

Transcona Business Improvement Zone
Statement of Operations and Unrestricted net assets
For the year ended December 31, 2007

	2007	*2006*
Revenues		
Business levy	141,725	141,508
Grants	25,855	13,672
Advertising	10,483	8,018
Investment income	5,110	2,580
	183,173	165,778
Expenses		
Advertising and promotion	43,403	40,561
Amortization	8,085	5,244
Dues and memberships	280	260
Local improvements	13,513	18,117
Meals	1,422	957
Office	2,949	3,007
Parking lot	5,125	6,475
Professional fees	3,625	3,700
Rent	10,485	6,600
Repairs and maintenance	336	768
Salaries, wages and benefits	67,848	51,076
Telephone, fax and internet	2,762	2,624
Travel	97	301
Utilities	2,311	1,705
	162,241	141,395
Excess of revenues over expenses from operations before other programs	20,932	24,383
Other program expenses		
Anti-graffiti program	(5,000)	(5,000)
Buhler recreation park	(6,000)	(6,000)
Festival of banners	(5,493)	(6,727)
Hi-Neighbour festival	(6,070)	(7,144)
	(22,563)	(24,871)
Deficiency of revenues over expenses	(1,631)	(488)
Unrestricted, beginning of year	167,274	162,518
	165,643	162,030
Capital fund transfers	(18,032)	5,244
Unrestricted, end of year	147,611	167,274

The accompanying notes are an integral part of these financial statements

1. Purpose of the Organization

The Transcona Business Improvement Zone was established by a by-law of the City of Winnipeg, dated December 20, 1995. The purpose of the Organization is to improve and maintain lands of the City in the Zone, subject to authorization by City Council, and to promote the Transcona Business Zone as a place for retail and commercial activity.

2. Significant accounting policies

The financial statements have been prepared in accordance with Canadian generally accepted accounting principles and include the following significant accounting policies:

Short term investments

Short term investments are valued at the lower of cost and market value.

Long-term investments

Long-term investments are portfolio investments recorded at cost, less any provisions for other than temporary impairment. They have been classified as long-term assets in concurrence with the nature of the investment.

Fixed assets

Fixed assets are initially recorded at cost. Amortization is provided using the straight-line method over 5 years on all fixed assets which is intended to amortize the cost of assets over their estimated useful lives.

Measurement uncertainty

The preparation of financial statements in conformity with Canadian generally accepted accounting principles requires management to make estimates and assumptions that affect the reported amounts of assets and liabilities and disclosure of contingent assets and liabilities at the date of the financial statements, and the reported amounts of revenues and expenses during the reporting period.

Accounts receivable are stated after evaluation as to their collectibility and an appropriate allowance for doubtful accounts is provided where considered necessary. Provision is made for amortization of property and equipment based on an estimate of their useful lives. These estimates and assumptions are reviewed periodically and, as adjustments become necessary they are reported in earnings in the periods in which they become known.

Cash flow statement

A cash flow statement has not been presented with these financial statements, as the required information is readily apparent from the other financial statements, or adequately disclosed in the notes to the financial statements.

Revenue recognition

The Transcona Business Improvement Zone records property business levy revenues based on the annual assessed amount to be received from the City of Winnipeg. The deferral method has been used to report all other revenues and expenses. Other revenues and grants are recognized when received.

2. Significant accounting policies *(Continued from previous page)*

Fund accounting

In order to ensure observance of limitations and restrictions placed on the use of resources available to the Organization, the accounts are maintained on a fund accounting basis. Accordingly, resources are classified for accounting and reporting purposes into funds. These funds are held in accordance with the objectives specified by the contributors or in accordance with the directives issued by the Board of Directors.
Two funds are maintained Operating Fund and Invested in Fixed Assets.

The Operating Fund is used to account for all revenue and expenditure related to general and ancillary operations of the Organization.

The Invested in Fixed Assets is used to account for all fixed assets of the Organization and to present the flow of funds related to their acquisition and disposal, unexpended capital resources and debt commitments.

Government assistance

Claims for assistance under various government grant programs are recorded as a reduction of the cost of related assets (or expenses) in the period in which eligible expenditures are incurred.

Long-lived assets

Long-lived assets consist of fixed assets. Long-lived assets held for use are measured and amortized as described in the applicable accounting policies.

The Organization performs impairment testing on long-lived assets held for use whenever events or changes in circumstances indicate that the carrying value of an asset, or group of assets, may not be recoverable. Impairment losses are recognized when undiscounted future cash flows from its use and disposal are less than the asset's carrying amount. Impairment is measured as the amount by which the asset's carrying value exceeds its fair value. Any impairment is included in earnings, (loss) for the year.

3. Short-term investments

	2007	*2006*
GIC redeemed during the year	-	83,221
Credit union savings account bearing interest at 4.35%	**80,468**	-
	80,468	83,221

4. Fixed assets

	Cost	*Accumulated amortization*	*2007 Net book value*	*2006 Net book value*
Digital reader board	26,116	5,223	20,893	-
Computer equipment	5,646	4,319	1,327	2,202
Storage shed	2,253	1,576	677	902
Office equipment	21,045	21,045	-	-
Clock	7,046	7,046	-	872
Planters, benches	19,050	19,050	-	889
	81,156	58,259	22,897	4,865

Digital reader board consists of capital costs of $53,441 which have been offset by various grants and donations which included a donation from the Casera Credit Union of $10,000.

5. Investments

	2007	*2006*
GIC redeemed during the year	-	23,757
GIC bearing interest at 4.75% due November 2011.	23,666	22,592
	23,666	46,349

6. Financial instruments

The Organization as part of its operations carries a number of financial instruments. It is management's opinion that the Organization is not exposed to significant interest, currency or credit risks arising from these financial instruments except as otherwise disclosed.

Fair value disclosure

The Organization has elected not to disclose fair value information about financial assets and liabilities for which fair value was not readily obtainable.

7. Commitments

The Company occupies leased premises subject to minimum monthly rent of $817 plus utilities, taxes and insurance until June 15, 2010 with an option to renew for a 2 year period.

8. Comparative figures

Certain comparative figures have been reclassified to conform with current year presentation.

WEST BROADWAY

BUDGET JANUARY 01 2009 TO DECEMBER 31 2009

PROPOSED PROGRAMS	2009	Surplus Allocation	Total
Physical Enhancements	$ 23,900.00	$ 9,000.00	$ 32,900.00
Marketing & Promotions	$ 17,250.00	$ 2,000.00	$ 19,250.00
Internal Development	$ 3,500.00	$ 5,500.00	$ 9,000.00
Administration/Newsletter	$ 14,530.00		$ 14,530.00
Accounting & Bank Charges	$ 350.00		$ 350.00
Safty Coordinator/ Incentives	$ 13,883.00	$ 5,000.00	$ 18,883.00
Overpayment 2008	$ 500.00		$ 500.00
Total Budget	**$ 73,913.00**	**$ 21,500.00**	**$ 95,413.00**

Physical Enhancements Allocations:

Murals (take pride Winnipeg)	$ 1,000.00	$ 4,000.00	$ 5,000.00
White Lights program & maintenance		$ 1,000.00	$ 1,000.00
Hydro White Lights	$ 1,000.00		$ 1,000.00
Planters & Baskets	$ 15,000.00		$ 15,000.00
Graffiti Removal	$ -	$ 1,500.00	$ 1,500.00
Bicycle Racks Subsidies		$ 1,500.00	$ 1,500.00
Park Benches, Garbage Bins	$ -	$ 1,000.00	$ 1,000.00
Winter Wreaths/Trees	$ 6,900.00		$ 6,900.00

Marketing & Promotions Allocations:

Business incentives & advertising	$ 6,000.00	$ 2,000.00	$ 8,000.00
Street Festival	$ 5,000.00		$ 5,000.00
Welcome flowers	$ 250.00		$ 250.00
Community Directory	$ 4,000.00		$ 4,000.00
Fun Night (wine & whine/casino)	$ 1,000.00		$ 1,000.00
Other	$ 1,000.00		$ 1,000.00

Safety Allocations:

Safety Coordinator	$ 8,883.00	$ 5,000.00	$ 13,883.00
Safety Incentives	$ 5,000.00		$ 5,000.00

Internal Development Allocations:

Community Support	$ -	$ 5,500.00	$ 5,500.00
Board Meetings & AGM.	$ 2,500.00		$ 2,500.00
X-Mass party	$ 1,000.00		$ 1,000.00

Administration/Newsletter Allocations:

Salaries	$ 12,000.00		$ 12,000.00
Office Supp. , Phone, Mail Box, etc.	$ 2,000.00		$ 2,000.00
Urban Green Team	$ 530.00		$ 530.00

Accounting , Bank Charges & Others

Yearly Audit	$ 1,100.00		$ 1,100.00
Interest	$ (750.00)		$ (750.00)
Projected Overpayments 2008	$ 500.00		$ 500.00
Total	**$ 73,913.00**	**$ 21,500.00**	**$ 95,413.00**

ARV=$ 7,590,000.00 Levy Rate .98%

Schedule "N"

Schedule "C"

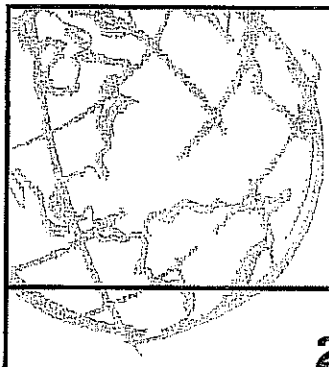

WEST END BIZ

2009 Proposed Budget

	2008 Budget	2008 Actual Projected	2009 Budget
SAFETY COMMITTEE			
EXPENSES			
Safety & Night Light Grants	10,000	10,000	10,000
West End BIZ Patrol	110,000	108,136	86,653
Crime Prevention Seminars	500	0	250
Safety Brochure	2,290	1,984	500
New Initiatives	1,000	0	1,000
Meetings	0	0 [1]	500 [1]
Program Implementation	30,787	0 [1]	0 [1]
	154,577	120,120	98,903
REVENUES			
Contributions [3]	27,077	24,513	36,953
BIZ Levy	127,500	95,607	61,950
STREET ENHANCEMENT COMMITTEE			
EXPENSES			
Storefront Improvement Grants	10,000	8,000	10,000
Murals	35,650	29,495	14,470
Mural Tours	6,950	0 [1]	0 [1]
Decorative Signs & Kiosks	28,500	0 [2]	36,500 [2]
Planters & Litter Bins	3,660	730	0
International Village	100,000	30,000	300,000
Sweep-Off Event	3,000	2,534	1,500
New Initiatives	1,000	0	1,000
Image Routes Improvements	0	6,000	24,000
Meetings	0	0 [1]	1,000 [1]
Beautification Programs			
Floral Display	*17,580*	*17,142*	*21,133*
Graffiti Removal	*78,000*	*43,207* [5]	55,500 [5]
Litter Control	*11,720*	*17,141*	*21,132*
Beautification Programs Totals	107,300	77,490	97,765
Program Implementation	31,470	23,224	23,345
Maintenance Reserve	10,000	6,000	10,000
	337,530	183,473	519,580
REVENUES			
Contributions [3]	265,380	125,758	424,000
BIZ Levy	72,150	57,715	95,580

WESTEND BIZ
BUSINESS IMPROVEMENT ZONE

Summary of 2009 Budget as Approved at AGM

	2009 Levy
Street Enhancement	
Storefront Improvement Program	$ 10,000
Beutification Programs – includes graffiti removal, floral display and litter clean-up	46,265
Decorative Signs	8,000
Murals	9,470
New Initiatives	1,000
Meetings	1,000
Program Implementation	18,345
Sweep-Off	1,500
TOTALS	**95,580**
Safety & Security	
Crime Prevention Seminars	150
Safety & Night Light Grants	10,000
New Initiatives	1,000
Safety Brochure	300
Meetings	500
West End BIZ Patrol	50,000
TOTALS	**61,950**
Communication & Marketing	
Newsletters	4,200
Website	1,500
BIZ Promotion	3,500
Educational Seminars	500
Meetings (Including AGM)	2,500
New Initiatives	2,000
Marketing Campaign	4.000
Mural Tours	4,020
Program Implementation	32,450
TOTALS	**54,670**
Administration	
Wages & Benefits	$ 121,725
Workers Compensation, Professional Fees, Bank Charges	5,000
Office Equipment (incl. repairs & supplies)	9,000
Education & Training, Dues, Memberships & Subscriptions	7,500
Meetings & Staff mileage	1,000
Lease for Office (incl. Utilities, repairs & maintenance of premises)	27,500
Communications (telephone, fax, Internet, postage, courier)	3,500
Maintenance Reserve	13,000
2008 Uncollected Levy	10,000
TOTALS	**$ 198,225**
Grand Totals	***$410,425***

581 Portage Avenue, Winnipeg MB R3B 2G2
PH: 954-7900 FAX: 772-8604 e-mail: info@westendbiz.ca
www.westendbiz.ca

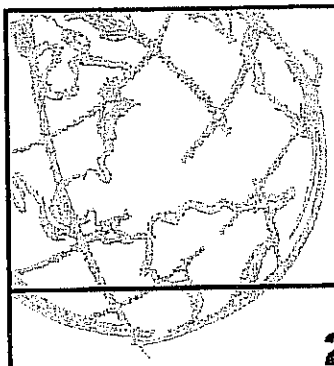

2009 Proposed Budget

	2008 Budget	2008 Actual Projected	2009 Budget
COMMUNICATIONS COMMITTEE			
EXPENSES			
Website	2,000	1,089	1,500
Newsletters (Print and Electronic)	13,000	1,600 4	4,200 4
Educational Seminars/Networking Events	1,400	1,200	500
Meetings including AGM	2,500	2,500	2,500
BIZ Promotions			
Info Chats	3,900	4,200	1,950
Folklorama, Festivals, & Other Event Support & Promotion	500	500	1,000
Open House	1,000	1,000	1,000
Goldeyes On-Field Promotions/Marketing Campaign	4,500	4,440	6,500
Mural Tours	0	6,897 1	8,970 1
Restaurant Guide	15,000	5,400 4	0 4
Golf Tournament	16,950	13,393	0
New Initiatives	1,000	982	2,000
Program Implementation	53,500	29,302	32,450
	115,250	72,503	62,570
REVENUES			
Contributions 3	41,450	19,047	8,100
BIZ Levy	73,800	53,456	54,470
ADMINISTRATION			
Human Resources	55,893	118, 024 1	128,815 1
Office (Lease, Supplies, Maintenance, Postage)	35,850	38,000	41,500
Levy Adjustment	15,165	13,496	10,000
Other Expenses (Auditor's fees, Memberships, Bank Fees)	5,555	4,710	5,100
	112,463	174,230	185,415
Maintenance Reserve (for unexpected needs)	0	12,000 6	25,010 6
Total Levy to be collected	385,913		410,425
Total Contributions	333,907		481,053
Total Budget	*719,820*		*891,478*

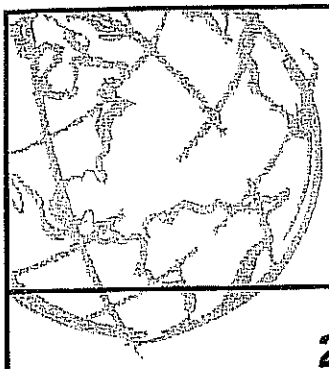

WEST END BIZ

2009 Proposed Budget

The actual % levy paid by businesses in April 2008 was 1.652%. The proposed budget requires an estimated levy of 1.757%, a difference of .105%.

NOTES:

1. Program & Budgeted Funds transferred to or from another Committee.
2. Funds from 2008 carried forward to 2009.
3. Contributions include: sponsorships, advertising, donations, grants and funds carried forward.
4. Newsletter Program revised, 2009 budget reflects new anticipated expenses. 2008 surplus transferred to restaurant guide.
5. Due to reduced City of Winnipeg contributions, levy funds have been budgeted for 2009 to ensure continuation of this service.
6. To ensure an adequate reserve additional levy funds are being allocated in 2009.