2012 2013 2014 2015 2016



# OurWinnipeg™

## REPORT TO THE COMMUNITY, 2013

Winnipeg

Cover Photo by Gerry Kopelow

# TABLE OF CONTENTS


Introduction....01

Urban Structure....03

Waste Minimization....05

Water Quality and Consumption....07

Transportation....09

Safety and Crime Prevention....11

Fire Suppression And Rescue, Medical Response And Fire Prevention....13

Business Environment/ Economic Development....15

Housing....17

Recreation....19

Libraries....21

Sustainability....23

Natural Environment....25

Energy and Emissions....27

Heritage....29

Reinvestment and Vitality....31

Diversity and Inclusion....33

Aboriginal Community....35

Age-Friendly Community and Universal Design....37

Creativity....39

# INTRODUCTION

We are pleased to present our second OurWinnipeg Report to the Community, which provides an update on OurWinnipeg related activities connected to key areas of the plan from the last 12 months. Within this report you will find updated information related to key measures of growth and change, such as population growth and housing starts. Each of the 19 sections also provide an overview of recent city and community activities, programs, projects and initiatives, as well as a tracking progress section which includes a mix of qualitative and quantitative information that allows us to track trends over time.

## OurWinnipeg

In July 2011, City Council approved OurWinnipeg, a new development plan which will guide the physical, social, environmental and economic development of our city over the next 25 years. OurWinnipeg was created with the input of more than 40,000 Winnipeggers through the most creative and collaborative planning process ever undertaken in our city –SpeakUpWinnipeg. OurWinnipeg and SpeakUpWinnipeg received the Planning Award of Excellence from the Canadian Institute of Planners in 2011 and the Manitoba Planning Excellence Award from the Province of Manitoba in 2012.

Significant strides have been made over the first two years of implementing OurWinnipeg, but as we move forward, there remain a great deal of work to do and we must continue to:

- Ensure that Winnipeg is a safe and inclusive city that celebrates our diversity and fosters inclusion and equity.
- Encourage the development of complete communities that provide options for living, working and playing and are supported by a range of transportation choices.
- Collaborate with the community and key stakeholders on future projects.
- Proactively plan for a city that is experiencing considerable growth and change. Collaborate on sustainability initiatives that contribute to our quality of life and enhance the social, economic and environmental life of our city.
- Integrate OurWinnipeg directions and strategies into future planning approaches and tools.

The initiatives and results captured in this report are a testament to the collaboration of the many thousands of Winnipeg citizens and organizations that have participated in the creation of OurWinnipeg and in taking the first steps to implementing our plan.

To learn more about OurWinnipeg and to read the plan, visit: **www.speakupwinnipeg.com**

## POPULATION GROWTH AND PLANNING FOR CHANGE

For the second straight year, Winnipeg's population grew by more than 10,000 people, and by the end of 2012 stood at approximately 704,800 people. With population growth expected to average 1.2 percent per year to 2035, Winnipeg's population is likely to increase by approximately 209,000 people over the next 23 years. The Winnipeg Census Metropolitan Area (CMA) which includes the City of Winnipeg and 11 surrounding Rural Municipalities is expected to eclipse 1 million people by 2035.

Strong population growth has translated into more than 3,400 housing starts in 2012, registering as one of the highest levels of residential construction in Winnipeg in more than 20 years. Housing starts are expected to further strengthen in the coming years and are projected to average nearly 6,000 starts by 2035.



# URBAN STRUCTURE

In order to plan for growth and change in the City of Winnipeg over the next twenty-five years, we need a good understanding of what exists today, a vision of what kind of city we want for our future, and a clear, yet flexible direction of how we can achieve that vision. OurWinnipeg lays out a context-sensitive vision for how growth and development within the city will be accommodated now and into the future. This vision is expressed through the plan's Urban Structure Map.

## Policy Direction

The Downtown, Mixed Use Centres, Mixed Use Corridors, Major Redevelopment Sites and New Communities are considered Transformative Areas. Anticipated to experience significant change over the life of the plan, these areas present the best opportunities for accommodating sustainable growth.

## Recent City and Community Activities

A Residential Monitoring system was developed which is now used to track the amount and type of residential development within each of Winnipeg's neighbourhoods and urban structure typologies (ie. Mature Communities, Downtown, Recent Communities, etc.). The first report will be released in the summer 2013.

A review of Winnipeg Zoning By-law 200/06 and the Downtown Zoning By-law 100/04 is underway in order to ensure that they align with OurWinnipeg and Complete Communities. Public engagement, including an open house and online utilizing SpeakUpWinnipeg.com was undertaken in support of this project.

Significant progress has been made on the development of a Complete Communities Checklist which will serve as a non-regulatory tool to help promote the development of complete communities throughout Winnipeg.

## Tracking Progress

The majority of new development will transpire in Transformative Areas over the next 20 years, providing the best opportunity to accommodate growth and change. Guided by the direction provided by Complete Communities, significant planning and development activity is already underway in many of the identified Transformative areas:

- One New Community precinct was approved by Council in 2012 (Precinct C – Waterford Green) and planning is underway for three of the other New Community precinct areas. These areas will continue to accommodate a large share of projected growth and development over the life of the plan.
- Planning is currently underway for six of the remaining 10 Major Redevelopment Sites – Fort Rouge Yards was the first Major Redevelopment Site approved by Council (2010). These Underutilized sites provide significant opportunities for the development of complete communities with considerable residential and employment densities.
- The redevelopment of the old stadium site within the Polo Park Regional Mixed Use Centre is underway.
- Significant momentum and energy continued to build downtown in 2012 with the addition of new housing options, as well as many other exciting projects and initiatives including the opening of the MET Entertainment Centre in the Sports Hospitality and Entertainment District (SHED) and the opening of the Paterson GlobalFoods Institute which houses the hospitality and culinary arts programs of Red River College and student residences in the old Union bank tower.

Nearly 3,500 permits were issued for new dwelling units in 2012, of which approximately 52 percent were for single-family dwellings. Approximately 39 percent of these permits originated from Areas of Stability (Mature and Recent Communities) 57 percent from Emerging Communities, and 4 percent from the Downtown.

## Web Links

Residential Monitoring Report
Available in summer 2013 at speakupwinnipeg.com



# WASTE MINIMIZATION

In recent years, Winnipeg's diversion rate hovered around 15%, one of the lowest in Canada. A Garbage and Recycling Master Plan was developed to increase our waste diversion rate to 50% or more by reducing household garbage and significantly increasing household recycling. This comprehensive waste management strategy is an integral part of meeting OurWinnipeg goals, including sustainability, liveable communities and being a competitive city.

## Policy Direction

OurWinnipeg calls for the sustainable management and reduction of solid waste and for setting long-term goals for solid waste diversion. The Master Plan integrates and optimizes service levels and efficiency for all facets of the solid waste management system while minimizing environmental impact to achieve these directions.

## Recent City and Community Activities

Starting October 2012, the first steps in the comprehensive waste reduction plan were rolled out to all Winnipeg residential properties – new weekly automated recycling and garbage cart collection and seasonal curbside yard waste collection once every two weeks. These service improvements increased Winnipeg's diversion rate to 20% for 2012.

In order to protect the environment, reduce harmful greenhouse gas emissions, and mitigate odours, a landfill gas capture and flaring system was installed at Brady Road Resource Management Facility. Once evaluated, the captured methane could also be used for heating and potential energy use on site. The amount of harmful gas we will be reducing with this project is equivalent to the annual greenhouse gas emissions from 21,700 passenger vehicles.

In December, 2012 Council announced that four Community Resource Recovery Centres will be built in the City of Winnipeg in 2013 and 2014. These centres will help keep more garbage out of the landfill and give residents more ways to reduce, reuse and recycle.

## Tracking Progress

The Garbage and Recycling Master Plan reflects input from public participation, the general principles of zero waste and a waste hierarchy that encourages and promotes efficient use of resources and waste minimization, so that the primary waste management emphasis in Winnipeg switches from disposal to diversion. The system strives for a balance between:

- environmental protection through increased diversion, decreased burial of waste and decreased greenhouse gas emissions;
- program costs understanding that City residents are affected by the costs associated with all program changes; and
- social considerations understanding that waste management is a service fundamental to the needs of the community.

This new system is moving our current diversion rate (tonnage of waste diverted from total residential waste stream) towards our goal of 50% or more. Initial steps have helped to increase Winnipeg's diversion rate from 15 percent to 20 percent.




## Web Links

**Garbage and Recycling Master Plan**
http://garbage.speakupwinnipeg.com/2011/09/garbage-recycling-master-plan/

**Brady Road Resource Management Facility Environmental Licence**
http://garbage.speakupwinnipeg.com

**Garbage and Recycling Services**
http://winnipeg.ca/waterandwaste/garbage/

# WATER QUALITY AND CONSUMPTION

Safe drinking water is an absolute requirement for protecting public health within our community, and Winnipeggers expect the City to take all necessary and reasonable steps to provide it both reliably and safely. While Winnipeg has an abundant water supply, we still need to be diligent in using it responsibly and sustainably. The City will continue to provide safe and reliable drinking water and promote water conservation.

## Policy Direction

OurWinnipeg sets a direction to ensure the quality and safety of our drinking water as well as maximizing our existing water supply and ensuring the availability of future water supplies.

In Manitoba, public water systems are regulated under the Drinking Water Safety Act. The City has a Public Water System Operating Licence PWS-09-412 A which sets limits and requirements for the operation of the water supply system and drinking water quality.

## Recent City and Community Activities

Citizens and businesses of the city continue to enjoy high quality drinking water enhanced by the construction and operation of the drinking water treatment plant. The drinking water treatment plant produces water that meets the drinking water quality limits in the City's Water Supply Operating Licence and the National Guidelines for Drinking Water Quality.

The Water Conservation program is actively promoting the Residential Toilet Replacement Credit Program. Since the program's inception in October 2009, approximately 12,000 credits have been approved, resulting in approximately 280 million litres of annual water savings. The average daily water demand in 2012 was 229 million litres, meaning the City is saving more than one day of treated drinking water annually.

The City has continued its partnership with the United States Environmental Protection Agency's (EPA) WaterSense program to promote water efficiency in Canada. The WaterSense label ensures consumer confidence and applies to toilets, urinals, showerheads, bathroom faucets and landscape irrigation controllers.

The Water Conservation program promoted WaterSense's "Fix a Leak Week" in March 2013, by launching the "Get a Handle on Leaks" campaign. A series of short videos on using your water meter as a leak detector and checking your toilets for leaks are available on the City's website.

The City has continued its partnership with FortWhyte Alive to promote the Youth Water Education Program for middle year students in Winnipeg. FortWhyte Alive also participated in "Fix a Leak Week" by having a Leak Detector Challenge for Winnipeg schools. In 2013, 133 students from seven schools participated, resulting in approximately 866 litres per day in water savings from repaired leaks.

## Tracking Progress

Water use in Winnipeg has continued to decline since the peak in 1990. Usage has decreased by more than 32% to 325 litres per capita per day (L/c/d) in 2012 from 484 L/c/d in 1990. The majority of this decrease can be attributed to the promotion of water conservation programs, water efficient technology and government regulations, such as the 2011 Manitoba Plumbing code. In this code, maximum flow rates are listed for toilets, showerheads and faucets. Declining per capita water use allows the City to maintain our abundant water supply and defer capital water infrastructure upgrades.

Winnipeggers enjoy drinking water quality above and beyond the guidelines set out by Health Canada. An Annual Report documenting the drinking water quality produced and distributed to our customers is compiled and submitted to the Office of Drinking Water. This Annual Report is available on the City's website.

## Web Links

**City of Winnipeg – Water Services**
http://winnipeg.ca/waterandwaste/water/default.stm

**City of Winnipeg Water Conservation Program – Residential Toilet Replacement Credit Program**
http://winnipeg.ca/waterandwaste/water/conservation/toiletreplacement/default.stm

**City of Winnipeg Water Conservation Program – Fix a Leak Week**
http://winnipeg.ca/waterandwaste/water/conservation/fixLeakWeek/default.stm
http://winnipeg.ca/waterandwaste/pdfs/billing/handleonleaks.pdf



# TRANSPORTATION

The ability to provide innovative transportation choices is necessary in supporting OurWinnipeg. An anticipated 250,000 new people will call Winnipeg and the surrounding area home by 2031—the highest levels of growth in decades. This growth will result in considerably increased transportation demands, requiring significant changes to the transportation system to accommodate them. The economic prosperity of our city as envisioned in OurWinnipeg also depends on the effective and efficient movement of people and goods, and with it, the need for a transportation network that provides sustainable choices.

## Policy Direction

A number of key strategic goals, each built on the strength of the vision and directions established in OurWinnipeg and its supporting Directions Strategies form the basis for the Transportation Master Plan.

Together, these policy documents stress the importance of integrating transportation and land use planning to ensure that the transportation network supports the city's urban structure through the concept of complete communities. Intrinsic to this is the provision of well-maintained, safe and accessible transportation options for residents of all ages and abilities.

## Recent City and Community Activities

Transportation Impact Study Guidelines have been drafted to support effective integration of transportation infrastructure planning and urban development. Consultation with stakeholders continues on these guidelines.

The City's previous Transportation Demand Modeling software has been updated with a multi-modal Transportation Demand Model to more effectively plan for a transportation network that provides for greater transportation choice. This is a leap forward in understanding the impacts and accounting for the benefits of enhancing a transportation network that increases the mobility choices for people and goods in Winnipeg.

A number of things have been done to improve public transit as a travel option in Winnipeg. The first stage of the Southwest Transitway was opened in April 2012, and is improving travel times and service reliability, and enhancing the convenience for transit users in the southwest portion of the city. Planning for Stage 2 of the Southwest Transitway is underway. Implementation of the automatic transit fare collection system has begun, and will bring increased flexibility and convenience for travelers. Once new fare box installations are completed later this year, convenient smart cards will become available in 2014. The past year's installation of 30 regular shelters and 4 heated bus shelters with associated stop improvements across the network provide increased comfort at trip origins, destinations and transfer points.




A number of recent activities have focused on improvements for pedestrians and cyclists. The Rehabilitation of the Osborne Street Bridge incorporated pedestrian oriented public art into widened sidewalks. This project also established a new and important street level crossing just north of the bridge with distinct pedestrian and bicycle crossings. Also, Winnipeg's first "buffered bike lane" was installed on Pembina Highway – between Crescent and Plaza Drives - incorporating design features to specifically address both the needs of cyclists and transit users along this busy thoroughfare.

In 2012, further efficiencies and effectiveness of the road network were also pursued by continuing the Enhanced Traffic Signals Management Project. Pedestrian count down signals are being piloted in a number of downtown and mature neighbourhood locations; over 40% of all signalized intersections in Winnipeg are equipped with accessible pedestrian signals to facilitate the movement of all pedestrians and in particular, those with visual impairements. The wireless communication system has been expanded, and all electro-mechanical traffic signal controllers in the downtown have been removed.

## Tracking Progress

In 2013, the City will develop a Performance Measurement Framework, which provides a basis for tracking changes in land use patterns, demographic characteristics, system performance and mode choice over time. This framework is critical in gauging the effectiveness of the policies, programs and infrastructure improvements contained in the Transportation Master Plan's strategic goals, directions and enabling strategies.

## Web Links

**Transportation Master Plan**
http://transportation.speakupwinnipeg.com/

# SAFETY AND CRIME PREVENTION

Providing an environment where our personal, social and economic goals can be pursued depends on the safety and security of Winnipeg's citizens and its visitors. Crime prevention and reduction, emergency preparedness and safety maintenance are all important factors in maintaining a vibrant and sustainable Winnipeg. The directions identified in OurWinnipeg establish the foundation from which we can focus our efforts, ensure that security related problems are addressed, and develop a reputation of being a safe city.

## Policy Direction

**OurWinnipeg** provides eleven specific directions addressing safety and security related concerns. Each recognizes that reducing crime and enhancing overall safety requires a collaborative approach between various civic departments, other levels of government and the community. This includes addressing the needs of existing communities while also identifying the needs of new communities as they are planned.

## Recent City and Community Activities

As part of the Winnipeg Police Service's Downtown Safety Strategy, a dedicated downtown foot patrol, consisting of 16 police members, was launched in January, in an effort to enhance community relationships, improve public safety and increase crime prevention efforts downtown. The target area experienced a 21.3% reduction in violent stranger crimes from 2011 to 2012. This decrease is more significant than the city of Winnipeg as a whole, which experienced a more modest decrease of 7.7%.

In October the Winnipeg Police Service introduced a new citizen online reporting system, which provides an alternative for citizens to report non-violent incidents involving no suspects. This initiative is part of the Service's Strategic Plan 2012-2014 to improve the public access to police processes through technological and electronic means.

In November the Winnipeg Police Service and the City of Winnipeg partnered with Henry's for the Pixels for Pistols Program. Over the course of the month, citizens of Winnipeg surrendered over 1700 firearms and approximately 13,000 rounds of ammunition, which were safely disposed of by the Service. As an incentive Henry's provided citizens with a Panasonic digital camera, and a Henry's School of Imaging gift card, for each workable firearm they turned into police.

## Tracking Progress

Crime rates have been dropping in Winnipeg since 2009 despite continued robust population growth. In 2011, the violent crime per 1000 people decreased to 14.2 from 15.3 in 2010 (the previous 5-year average was 15.7). Property crime rates also decreased in 2011 to 46.3 per 1000 people from 56.8 (the previous 5-year average was 74.3).

## Web Links

**Winnipeg Police Service**
http://winnipeg.ca/police/

**Winnipeg Committee for Safety**
http://winnipegsafety.ca/



# FIRE SUPPRESSION AND RESCUE, MEDICAL RESPONSE AND FIRE PREVENTION

The ability to provide the citizens of Winnipeg with a safe and healthy environment is vital in supporting OurWinnipeg. Providing education, accident and injury prevention, disaster and emergency planning and prevention, and emergency medical and fire/rescue services to protect life, property and the environment is of paramount importance.

Robust population growth, changing demographics and an aging population are some of the many trends that must be considered in order to ensure there is sufficient infrastructure and resources in place within the Winnipeg Fire Paramedic Service (WFPS). This includes station replacement planning and ongoing resource deployment planning, all focused at improving the effectiveness of emergency response service within the City of Winnipeg.

## Policy Direction

OurWinnipeg provides a number of directions which are critical to the overall health and safety of our citizens. The WFPS is responsible for the provision of fire suppression, rescue and medical response services to victims of fire, medical, and other emergencies in order to prevent or minimize loss of life or property. WFPS also maintains valuable partnerships with organizations such as the Winnipeg Regional Health Authority; delivers fire prevention programs, training and education; and is responsible for the enforcement of the Manitoba Fire code within the City, which includes making inspections, regulating and enforcing standards, issuing licenses and issuing penalties.

## Recent City and Community Activities

In early 2013, the City of Winnipeg launched the Emergency Paramedics In the Community (EPIC) Program – a pilot project where EPIC paramedics assist clients in finding the most appropriate resource for their health concern, and connect them with that resource in a timely and efficient fashion. EPIC paramedics will function as part of a health care team comprised of multiple allied agencies in addressing client concerns and developing a plan of action to better support their needs in the community. Each care plan will be unique to the individual, and attempt to address their concerns with a client centered approach aimed at enhancing their lives and independence. This program is an innovative approach to patient care that will assist patients in receiving more timely and appropriate health care for their needs, and change the way EMS services are provided to our citizens.

The WFPS began to transport appropriate patients to the Misericordia Urgent Care Centre – Winnipeg's only Urgent Care Centre – on December 8, 2010. Careful consideration was undertaken in the development of an Urgent Care Destination Protocol to ensure that case appropriate patients were routed to the Urgent Care Centre. Since the inception, the WFPS has been working closely with the Winnipeg Regional Health Authority to expand the types of patients and the number of

urgent care clinics that we are able to transport to. The intent of this program is to reduce demand on hospital emergency rooms and to reduce transfer of care delay for ambulances.

The Community Arson Prevention Program (CAPP) tasks our operations divisions with community engagement to assist in arson prevention awareness and activities. The goal is to assist the community with awareness efforts on how to prevent arson and fire setting activities from threatening their lives, livelihood, and property. This includes the monitoring of neighbourhoods to reduce accumulations of debris that could attract arsonists. The program works with several departments to locate and remove debris and educate property owners on the best methods of arson prevention.

The City continues to partner with key stakeholders regarding emergency preparedness. For example, in 2012 a major 'functional' exercise with Manitoba Hydro, representing a gas leak scenario was undertaken downtown.

## Tracking Progress

WFPS is continually monitoring our EMS and Fire/ Rescue response to ensure the most effective delivery of emergency services to the community in the deployment of WFPS resources. Based upon the service demand by call type and geographic area, and the clearance rate of the calls, all data and statistical information is analyzed by our QI Branch which feeds directly into service improvement.

In 2012, WFPS responded to a total of 97,304 emergencies. The demand for medical response is anticipated to continue to increase in the foreseeable future, with a projected average increase to emergency responses of 4% per year.

## Web Links

**Winnipeg Fire Paramedic Service**
http://winnipeg.ca/fps



# BUSINESS ENVIRONMENT/ ECONOMIC DEVELOPMENT

Winnipeg is in the midst of an economic resurgence. Our population is growing at a rate that we haven't seen in decades, our economy continues to perform well and housing prices and sales are at record levels. Winnipeggers believe in the city that they live, work and play in. They also invest and learn here and conversations with Winnipeggers through SpeakUpWinnipeg confirmed that they believe a strong economy that creates wealth, jobs, income and investment is paramount in achieving a high quality of life.

## Policy Direction

OurWinnipeg provides a number of specific directions relating to our economy and business environment. Each direction recognizes that fostering a strong economy and favorable business environment requires continued intergovernmental cooperation, as well as collaboration with other levels of government and community partners. These include local businesses, learning institutions, the James A. Richardson International Airport and various economic development agencies.

## Recent City and Community Activities

Through the efforts of Economic Development Winnipeg, in partnership with the City of Winnipeg, a draft Economic Development Strategy was completed. This strategy, entitled The City of Winnipeg Economic Development Strategy 2013-2017 will ultimately serve as an important companion document to OurWinnipeg. In its final form, the Economic Development Strategy will provide an actionable blueprint for the advancement of Winnipeg's economic competitiveness and engage community stakeholders from all sectors of the regional economy.

The City of Winnipeg, in partnership with the Province of Manitoba and the Government of Canada announced funding for a major expansion and renovation of the Winnipeg Convention Centre in downtown Winnipeg. The project will significantly expand and renovate the existing 160,000-square-foot facility in the City's downtown, enabling the Centre to remain competitive within the Canadian convention centre market. The Winnipeg Convention Centre will double in size and extend south over York Avenue onto the existing surface parking lot.

The City of Winnipeg recently launched the Neighbourhoods of Winnipeg (NOW) website, which provides a means for the City to communicate about our neighbourhoods with our residents, visitors, community groups, local and prospective businesses and the rest of the world.

## Tracking Progress

In 2012, Winnipeg's economy grew by 1.7 percent, led by the goods sector, which expanded at a healthy 3.7 percent. According to the Conference Board of Canada, Winnipeg's real gross domestic product (GDP) is forecast to average 2.3 percent per year to 2035. Our healthy economy is largely thanks to a diversifying manufacturing sector, robust construction activity, an expanding service sector and solid employment growth.

Employment growth is expected to average 1.1 percent over the next 23 years, resulting in approximately 4,900 new jobs being created each year.

Activity in both the residential and nonresidential construction sectors was strong in 2012, with construction output registering a 3.7 percent gain. New construction projects in 2012 include a mixed-use wellness and athletic complex at the University of Winnipeg and the continued development of the Seasons of Tuxedo - the largest retail development ever in Winnipeg, which includes a 395,000-square-foot IKEA and a 72,000-square-foot Cabela's as two of its main anchor stores. Continued growth in both single-family and multiple-family starts also contributed to increased construction output in 2012.

## Web Links

**Economic Development Winnipeg**
http://www.economicdevelopmentwinnipeg.com/

**Neighbourhoods of Winnipeg**
http://now.winnipeg.ca/



# HOUSING

Housing is one of our most basic needs. It is also a cornerstone of building healthy communities and a strong city. Winnipeg is home to a diverse housing stock consisting of more than 250,000 units. Making sure that it is well maintained, safe, appropriate and affordable is central to Winnipeggers' quality of life. OurWinnipeg recognizes that affordable and accessible housing is an essential part of the mix for serving our diverse population and for creating complete communities.

## Policy Direction

OurWinnipeg sets a number of clear directions regarding housing, including:

- Supporting diverse housing options in each neighbourhood.
- Collaborating with partners to renew and regenerate Winnipeg's housing stock.
- Establishing partnerships to provide affordable housing.
- Providing leadership in property related housing standards.
- Supporting the integration of specialty housing.
- Encouraging residential development downtown.

## Recent City and Community Activities

The Housing Rehabilitation Investment Reserve continues to contribute to the rehabilitation of existing dwelling units as well as the construction of new infill units within Winnipeg's established neighbourhoods.

The City has collaborated in creating new housing plans in the North Point Douglas, Daniel McIntyre/St. Matthews, William Whyte and Dufferin Neighbourhoods, while a new housing plan for the West Broadway neighbourhood has been initiated.

The City is currently in the process of updating the Winnipeg Housing policy, which will align with OurWinnipeg. Public sessions and consultations with stakeholders were held in 2012.

The first projects under the Downtown Residential Development Grant Program have been completed and grant payments prepared.

## Tracking Progress

Winnipeg's housing market continues to show strength with more than 3,400 housing starts, registering as one of the highest level of residential construction in Winnipeg in more than 20 years. While the majority of new housing starts are occurring in our established and emerging communities, the Downtown continues to capture a share of new residential growth. Yet again, the Downtown Residential Development Grant Program was fully subscribed and the number of approved new units in the Downtown resulting from City Incentive Programs now stands at 1629.

In our Reinvestment neighbourhoods, property values continue to increase at a faster rate. Also worth noting is that The Housing Rehabilitation Investment Reserve funding has resulted in 668 rehabilitated units and 296 infill units to date. The number of boarded buildings also continues to decline.

As our city grows and changes, continued planning, collaboration and action will be vital in maintaining a healthy housing stock that meets Winnipeggers' needs.




## Web Links

**Financial Assistance Programs for Housing, City of Winnipeg**
http://winnipeg.ca/ppd/programs.stm

**Programs for Homeowners and Residents, Winnipeg Housing and Homelessness Initiative**
http://www.whhi.ca/programshomeowners.htm

# RECREATION

The City is a leader in delivering recreation services that build healthy communities. The City's role as a recreation and wellness leader and facilitator includes working to address age, gender, ability and cultural barriers to participation.

Recreation, active living and leisure programs and services strengthen families, build healthy communities, improve quality of life, support the healthy development of children and provide an opportunity to develop leadership skills.

Opportunities to participate in recreation activities enhance life skills, community leadership development and our overall quality of life, particularly for our youth.

## Policy Direction

OurWinnipeg outlines six policy directions relating to recreation:

- Promote and enable opportunities for people of all age groups to be active as part of their daily lives.
- Work with community partners to provide services that are responsive to the community's recreation and leisure needs.
- Directly provide, or facilitate through partnerships, equitable access to a base level of recreation, culture and leisure services.
- Participate as a leader in planning and delivering recreation and leisure services with community partners.
- Provide or facilitate community development and recreation opportunities for vulnerable youth.
- Plan for sustainable and connected recreation infrastructure.

## Recent City and Community Activities

With funding support from the Province of Manitoba, the City of Winnipeg enhanced the following initiatives:

- SPIN – Sports in Inner City Neighbourhoods (SPIN) program is a free program which provides inner city children aged 6-14 with free access to sports opportunities – offered in a fun way to learn basic skill development, sportsmanship, teamwork, leadership, and fair play in a friendly, supportive environment. Sports offered in 2012 include Flag Football, Ball Hockey, multi-sport special events, Basketball, Ultimate Frisbee and Water Polo. SPIN.
- Youth Mentorship Program – Youth participated in an Inner City Youth Mentorship Program in 2012. 3,108 volunteer program hours were completed by youth from St. John's High School, Children of the Earth School, RB Russell and Daniel McIntyre High School. Youth were mentored by University of Manitoba students in Recreation Studies and Kinesiology to

learn how to plan and deliver an after school drop in program for early year students in an inner city school or recreation centre. Twenty-four mentored students now work for the City of Winnipeg or other community employers.

- LiveSAFE in Winnipeg Programming - Inner city programming was provided at various recreation centres including Turtle Island Recreation Centre, Mayfair Recreation Centre, Broadway Neighbourhood Centre, Norquay Community Centre, Ralph Brown and Pritchard Park.
- Community Art Program –In partnership with Art City and Graffiti Art numerous free creative programming was offered at the Immigrant and Refugee Community of Manitoba (IRCOM), Magnus Eliason Recreation Centre, Orioles Community Centre, Broadway Community Centre, Turtle Island Neighbourhood Centre, Norquay Community Centre, Ralph Brown Community Centre and

In November 2012, Council passed the Winnipeg Community Sport Policy. This unique and nationally recognized municipal policy was collaboratively written by five partners along with the City of Winnipeg. The five partners are General Council of Winnipeg Community Centres (GCWCC), Manitoba Physical Education Supervisors Association (MPESA), Winnipeg Community Sport Alliance (WCSA), Sport Manitoba and Winnipeg Regional Health Authority (WRHA).

The Community Centre Renovations Fund was approved by Council in February 2012, and provides up to $965,000 in annual funding for community centres to access in support of repairs, upgrades, retrofits, safety improvements and renovation projects. Applicants are eligible for 100% support of project costs to a maximum of $50,000 per project per calendar year. In 2012, 29 Community Centres were approved for grants.

## Tracking Progress

Recreation services provides a broad range of programs and services to citizens and are offered through partnerships with numerous organizations, institutions, and other levels of government. In 2012, these efforts have resulted in;

- 900 inner city children participating in SPIN (sports in Inner City Neighbourhood) Program
- 6.417 inner city children and youth participated in the Community Art Program.
- An additional 10,160 hours of inner city programming offered at various recreation centres and 45,873 participant visits were recorded for children and youth who participated in the programs and 30 recreation leaders from the inner city were hired to deliver the programs
- 3,108 volunteer program hours were completed by youth from St. John's High School, Children of the Earth School, RB Russell and Daniel McIntyre High School through participation in an Inner City Youth Mentorship Program.

## Web Links

**City of Winnipeg Leisure Guide**
http://leisureonline.ca

**City of Winnipeg Recreation & Leisure**
http://winnipeg.ca/cms/recreation

**General Council of Winnipeg Community Centres**
http://www.gcwcc.mb.ca/

# LIBRARIES

Libraries enrich the lives of all Winnipeggers by providing high quality, responsive and innovative library services. Library Services offers a wide range of programs, collections, and services.

Libraries also provide services and programs to address the needs of Winnipeg's Aboriginal community through the Aboriginal Youth Strategy and other initiatives.

## Policy Direction

Our Winnipeg outlines four policy directions relating to Libraries:

- Implement enhanced programming for Older Adult/ Seniors.
- Utilize annual capital and operating budgets to ensure facilities are safe, accessible, and meet community needs.
- Offer a wide range of programs and services for all ages. Many of the programs are offered in partnership with community organizations.
- Provide mobile library services through the Outreach Services unit in high needs, high risk communities.

## Recent City and Community Activities

Library Services continues with growth in programs and resources to serve the diversity of Winnipeg:

- books in 42 languages for adults and books in 36 language for children
- dual language children's books
- expansion of ABE Book Club Kit titles, used by adult literacy and EAL learners
- expansion of subscription-based learning English online resources
- hosting of unique creative writing program for newcomer adults called Finding Your Voice (of which the book The Past is Another Country of writings is published by the Library).

In July 2012, a report on a long term redevelopment strategy for public libraries that will see eight branches replaced over the next 10 years was approved by the Standing Policy Committee on Protection and Community Service. In 2013 plans are underway for the replacement of the Charleswood and Windsor Park Libraries, and the renovation of the St. Vital Library.

In July 2012, after two years of work, the Millennium Library Park reopened. The revitalized park boasts two new pieces of public art (see Creativity section for more information).

For the first time, with Council support, the Millennium Library opened for service on Easter Monday, April 9, 2012 from 1-5 p.m. Over 14,000 people used the library that day and check out over 6,700 items.

From March 12 – 25, 2012 the Library held its first amnesty in over 10 years allowing all library patrons to return their outstanding material without penalty. Over 3,400 overdue items were returned and over $136,000 in outstanding fines were cleared allowing 680 library customers to reactivate their library memberships.

A new Wi-Fi agreement with Shaw was negotiated in 2012 that included providing free public wireless access in all public library branches across the city.

## Tracking Progress

The Library has undergone significant changes in recent years. New developments in technology, online resources, eBooks, social media (Twitter and Facebook) and mobile technology are changing the ways our library provides service. As a result, citizen satisfaction with libraries continues to be high at 88%.

The library is becoming a community hub for early childhood literacy, career and job information for New Canadians, leisure and lifelong learning activities for seniors and access to information for students. In 2012 the library circulated over 5.3 million items and offered over 3,100 programs to over 73,000 individuals.

In 2012, Library services reached 1761 newcomers through 106 English as Additional Language (EAL) Targeted library programs. It is important to note that EAL targeted programs are designed specifically for newcomers in addition to the wide range of other programs offered by the library. The circulation of ESL collections also continues to grow, with an increase of approx. 15 percent experienced in 2012.

## Web Links

**City of Winnipeg Library Services Division**
http://winnipeg.ca/library



# SUSTAINABLE DEVELOPMENT

The City of Winnipeg has pledged to make sustainability a regular part of how it conducts business. This will be reflected in policies and programs that respect and value the environment, contribute to a vital society full of opportunity and develop our economy.

Winnipeggers want their municipal government to be a champion for providing options and opportunities for more sustainable living. Through collaboration and continuous improvement, the City contributes to global sustainable development.

## Policy Direction

The City of Winnipeg will lead by example, working to embed sustainability into internal decisions and actions and into public programs and policies to create a solid foundation for advancing sustainability on a communitywide basis.

## Recent City and Community Activities

The City has implemented recommendations from a recently completed corporate print study achieving an impressive 40% cost reduction, an 11% reduction in non-paper waste, a 12% reduction in energy use, and corresponding air quality improvements in the first 6 months.

The City has worked with the United Way, the International Institute for Sustainable Development and other community organizations in the development of a community indicator system called “Peg” that measures community well-being.

The successful launch of phase one of the South-West Rapid Transit Corridor in April 2012 is providing enhanced sustainable commuting options for Winnipeggers, and will facilitate new transit-oriented development opportunities in the future.

Active testing of innovative infrastructure and environmental services are underway through projects such the planned community resource recovery centres, a landfill gas collection system at Brady landfill, and the pilot of a “green alley” that can reduce environmental impacts while providing social and/or economic benefits.

The implementation of OurWinnipeg Direction Strategies and supporting documents such as the Transit Oriented Development Handbook and the Transportation Master Plan continue to contribute to a wide range of sustainable lifestyle choices for Winnipeggers.

## Tracking Progress

Sustainable development is a broad concept for attempting to measure. Together, many of the indicators presented in this report present a picture of the overall performance of the city – including resource demands and impacts (both positive and negative). Over the last year, positive environmental trends in, for example, waste management (increasing diversion of residential organic waste) and active transportation options (expanded route network) have continued. Many social and economic indicators remain steady or have shown improvement. Continued planning and action in areas such as safety, infrastructure renewal, and addressing climate change will continue the City's progress on sustainability.

## Web Links

**Peg Community indicator System**
http://www.mypeg.ca

**Brady Road Resource Management Facility (Brady Road Landfill) methane gas project**
http://www.winnipeg.ca/waterandwaste/garbage/projects/BradyRoadMethaneGas/default.stm



# NATURAL ENVIRONMENT

The natural environment is essential to our city. Our local environment is the foundation for our economic and social health. Collectively, we need to take responsibility for it. Our actions should contribute to the protection of the natural environment both regionally and globally, both for our own wellbeing and for that of future generations.

## Policy Direction

The City will continue to respect and value our natural and built environment by:

- Reducing the environmental impact of our actions
- Setting long range goals for solid waste diversion
- Providing safe and effective pest and weed control in City operations
- Collaborating to ensure water and air quality
- Enabling the protection of ecologically significant lands
- Protecting and enhancing the urban forest
- Recognizing and preserving Winnipeg's parks, green spaces and riverbanks as green oases in our urban setting
- Promoting the use of rivers and riverbanks
- Supporting waterway management

## Recent City and Community Activities

The North East Pioneers Greenway will soon be more colourful than ever thanks to the recent seeding of a prairie restoration, including new wildflower plantings, to bring additional biodiversity to this active transportation trail. Our Provincial flower, the Prairie Crocus, has also been planted at numerous locations along the route.

Winnipeg has been steadily improving its urban forest management program, this year reducing tree pruning cycles further to 12 years, enhancing its Dutch Elm disease management program to reduce current losses to below 2%. The main components of this strategy include conducting an inventory of elm trees on private property, increasing elm bark beetle control, conducting a pilot program on rapid removal of diseased elms, and committing to a 75% tree replacement target. Also in 2012, over 2,400 additional trees and shrubs were planted in habitat restoration projects throughout Winnipeg.

The City's 2012 launch of a curbside residential leaf and yard waste pick-up program is anticipated to significantly increase the diversion of compostable materials from the landfill. Keeping organics out of our landfill contributes to our long term waste diversion goals and reduces greenhouse gas emissions, all while producing a valuable commodity.

Restoration of river bank habitat along Churchill Drive has now begun following the stabilization work completed in 2012. The restoration includes trail improvements and some innovative techniques to help vegetate areas of rip rap.

The City continues to maintain or increase the use of natural/ biological pest control. In 2012, mosquito control was accomplished with over 60% biological larviciding (up from 5% in 2002).

## Tracking Progress

Winnipeg benefits from cumulative efforts to protect, manage and restore the natural environment. Legislation and policy, including the City's Ecologically Significant Natural Lands Strategy, is important and is supported by ongoing stewardship, research and integrated planning. The cumulative outcome of these activities is improved air and water quality, diverse natural areas and healthy ecosystems. The City of Winnipeg has identified over 3000 hectares of natural heritage lands, with dozens of new natural areas identified in recent years. As our community grows, a critical challenge will be identifying strategies that simultaneously promote an efficient city that provides opportunity for all and a healthy, robust natural environment. Continued collaboration and integrated planning are critical to ensuring progress on environmental issues.

## Web Links

**City of Winnipeg 'Greenspace' page**
www.winnipeg.ca/greenspace



# ENERGY AND EMISSIONS

Climate change poses significant social, economic, and environmental implications for Winnipeggers. Southern Manitoba is already feeling the early consequences of these changes, and much greater change is expected in the coming decades. While anticipating and adapting to the inevitable impact on our city, we also need a concerted local effort to meet our global responsibility in reducing emissions and mitigating the long term consequences of a rapidly changing climate.

## Policy Direction

A Sustainable Winnipeg incorporates three important strategies:

- Maintain a Climate Change Action Plan to reduce the City of Winnipeg's operational greenhouse gas emissions by a further 20 per cent below 1998 levels
- Create and maintain an action plan to reduce Winnipeg's community-wide greenhouse gas emissions by 6 per cent below 1998 levels.
- Establish corporate and community-wide reduction targets for 2020 and 2035.

## Recent City and Community Activities

Three major City of Winnipeg facilities: the Public Works East Yards, Winnipeg Transit's new Bus Parking and Servicing Centre, and the West District Police Station have been designed to achieve LEED® Silver certification through the Canada Green Building Council and are nearing completion.

In 2012, construction began on the first phase of a landfill methane gas collection system at Brady Landfill. The system will be operational in 2013 and will significantly reduce the total greenhouse gases generated from Winnipeg's waste stream.

The City is currently working to re-certify City Hall as a Boma Best certified green building. In 2008, the complex received level 1 certification and has since experienced improvements such as an efficient water-cooled chiller.

Recent energy efficiency improvements to other City-owned buildings include the installation of high efficiency condensing boilers at the St James Centennial Pool, the Confederation Building, and the North Centennial Recreation Centre and a new ice plant control system installed at Terry Sawchuk arena to reduce energy requirements while providing an improved ice surface.

The City has begun a comprehensive and methodical review of our of community-wide greenhouse gas inventory, inclusive of a forecast of energy use and emissions over the next two decades, and an analysis of opportunities to meet our policy direction. This exciting

effort will form the basis for our first Council-directed community-wide climate change action plan.

The City has recently completed a broad survey of employee commuter habits. Shortly, the results of this survey will help to inform recommendations for a corporate transportation demand management strategy with a goal of achieving personal vehicle trip reductions for corporate operations.

The City has continued to expand its active transportation network in 2012. Key improvements include the innovative bicycle boulevards along a 2km choke point on Pembina Hwy, Winnipeg's first signalized cyclist intersection, and the addition of another 7.65km of multi-use paths. Moreover, an increased snow-clearing budget for multi-use paths has resulted in significant positive feedback from Winnipeggers.



## Tracking Progress

The City is currently in the process of updating its community-wide and corporate emissions inventories and forecast. This update will support our continued efforts to meet climate change mitigation targets, including the immediate goal of developing a strategy for community-wide climate action.

## Web Links

**City of Winnipeg 'Greenspace' page**
http://www.winnipeg.ca/greenspace/

# HERITAGE

Historic places offer social, economic and environmental benefits that enhance to the quality of life in our city, and our shared heritage provides the connecting fabric that links us together as Canadians and as Winnipeggers.

Winnipeg has an impressive array of such places, including more than 230 heritage buildings and the Exchange District National Historic Site. The City values these heritage assets and is committed to their sustainability, conservation and adaptive reuse.

## Policy Direction

OurWinnipeg outlines six of policy directions relating to Heritage, including:

- Plan for heritage conservation.
- Conserve, protect and celebrate the significant heritage resources that illustrate the broad range of Winnipeg's heritage values.
- Provide leadership in heritage conservation that links to broader civic goals of economic development, sustainability and neighbourhood planning.
- Conserve Downtown's rich legacy of heritage resources that provide significant and sustainable development opportunities.
- Enhance the viability of the Exchange District National Historic Site.
- Plan for the sustainable development of healthy
- neighbourhoods based on their particular historic
- identity and character.

## Recent City and Community Activities

The City continues to provide financial assistance to building owners through the Heritage Conservation Tax Credit Program. To date, over 35 buildings have received a tax credit, ranging in value from $10,000 to $1.7 million.

Amendments received from the Province of Manitoba to the City of Winnipeg Charter made it mandatory that buildings on the Conservation List have a Historic Property Notice registered on the title of the property. This notice registers the heritage status so that current and future owners are aware of the designation and the obligations associated with it.

The new Historical Resources By-law continues to be developed, as well as a Heritage Resource Management Plan. Additionally, the creation of Heritage Districts is being examined for the Winnipeg context.

## Tracking Progress

Heritage conservation is a dynamic concept and greatly influenced by community support and input, particularly from building owners. The indicators noted in this report present a picture of the overall performance of the city – including viability of our heritage stock, emerging trends (demand to designate) and changing development factors within Winnipeg.

In the last year, 7 buildings were evaluated for municipal heritage designation, 2 received designations, 2 remain pending, 1 application was withdrawn by the owner, and 2 applications have not been acted up by the owners. Additionally, one building was removed from the Conservation List due to its destruction by fire. The City of Winnipeg is now home to 235 buildings with a municipal heritage designation.



## Web Links

**Heritage Conservation, City of Winnipeg**
http://winnipeg.ca/ppd/historic/historic.stm

**Provincial Heritage Sites, Province of Manitoba**
http://www.gov.mb.ca/chc/hrb/prov/index.html

**Canada's Historic Places**
http://www.historicplaces.ca

**Manitoba Historical Society**
http://www.mhs.mb.ca/docs/sites/index.shtml

# REINVESTMENT AND VITALITY

A number of neighbourhoods within Winnipeg's inner city require comprehensive, integrated revitalization strategies. The City is committed to collaborating with community stakeholders and with other levels of government to create and maintain vital neighbourhoods.

Pride and a sense of community ownership is important to creating healthy neighbourhoods where people feel safe. The City is actively supporting the efforts of residents and local neighbourhood associations to develop and maintain safe, orderly viable and sustainable communities and to promote and maintain the health, safety, and wellbeing of residents through initiatives like the new Community By-law Enforcement Services and the Neighbourhood Livability by-law.

## Policy Direction

OurWinnipeg sets a number of priorities for promoting the increased vitality of reinvestment neighborhoods, including:

- Strive to eliminate derelict buildings
- Deliver a coordinated integrated, and seamless service response to address community needs and priorities that contribute to building healthy communities
- Work in partnership with communities to identify and address neighbourhood issues
- Maintain the health and safety of neighbourhoods by enforcing animal control by-laws and promoting responsible pet ownership.
- Support effective Public Health Inspection Services
- Promote cleanliness and beautification

## Recent City and Community Activities

The 9-Point Vacant and Derelict Buildings Strategy and new Vacant Buildings By-law is the City's plan to address the problem of non-compliant vacant buildings. This strategy helps to achieve one of the key directions from the Vitality Section of OurWinnipeg which aims to eliminate vacant and derelict buildings.

The Public Service continues to partner with the North End Community Renewal Corporation in a 'door-to-door' inspection survey/audit of 600 properties in a designated 21-block area of the William Whyte and Dufferin communities in 2011 through 2014.

In 2012, the City's Animal Services agency responded to more than 13,000 incidents. These incidents relate to animal licensing, neighbourhood dispute resolution, after-hours emergencies, police and fire assists, by-law enforcement and inquiries about stray dogs, illegal animals and injured animals.

## Tracking Progress

Community groups and residents in reinvestment neighbourhoods often identify non-compliant buildings, including those classified as 'vacant and derelict' as significant obstacles to neighbourhood revitalization.

While the City faces significant challenges in enforcing existing property standards by-laws, property standard enforcement activities are increasing, there continues to be progress.

- Since the implementation of the Council approved 9-point strategy and new Vacant Buildings By-Law, the number of vacant buildings in the City of Winnipeg has decreased by 31.20% (180 buildings).
- In 2012, the number of vacant buildings declined from 431 to 397. This included 181 new vacant buildings which were added to the list and 215 which were removed (148 were repaired and became occupied, and 67 were demolished)
- The number of property standard inspections increased from 27,240 in 2010 to 37,288 in 2012. The number of property standard compliance orders issued increased from 4274 in 2010 to 5874 in 2012. The number of common offence notices (tickets) served increased from 129 in 2010 to 506 in 2012. The number of property clean-ups conducted by the City increased from 68 in 2010 to 155 in 2012.
- Animal Services achieved a record 63,600 dog licenses in 2012. 927 dogs wearing licenses were successfully reunited via 311 without ever having been brought in to the Animal Service's facility.
- In 2012, 94% of the dogs that entered Animal Services were reunited with their owner, adopted out, or sent to a rescue or animal shelter. Adoptions were up over 100% since 2008, making 2012 one of the best years in the Agency's history. In 2012, 497 dogs were adopted versus 235 in 2008.

## Web Links

**City of Winnipeg Property and Neighbourhood Standards**
http://www.winnipeg.ca/cms/bylawenforcement/

**9-point Vacant and Derelict Buildings Strategy,City of Winnipeg**
http://www.winnipeg.ca/cms/bylawenforcement/vacantbuildings.stm#strategy



# DIVERSITY AND INCLUSION

International newcomers continue to be Winnipeg's largest source of population growth. As the cultural diversity of our city is increasing, it is important to respond to an increasing diverse community. This Diversity is about all the ways people are different. This can include ethnicity, gender, family status, education, religion, sexual orientation, cultures, disabilities, and much more. By valuing these differences, we emphasize fairness for all and treat each individual with dignity and respect. Accordingly, the City of Winnipeg continues to foster inclusion and equity for all.

## Policy Direction

The City is committed to providing diversity-related training for public service staff. This training allows the City to continue its efforts to attract and maintain a more diverse and respectful workplace as well as ensure the services provided are sensitive to the needs of a culturally diverse community.

The City also strives to use mandated municipal service areas such as libraries and recreation as opportunities to foster cross cultural relations that contribute to healthy communities. Through the Neighbourhood Integrated Service Teams (NISTs) the City works in partnership with community organizations and other levels of government to provide opportunities for newcomers and to support community led initiatives that foster equity and inclusion.

## Recent City and Community Activities

In 2012, the City offered a number of courses and workshops for employees to further our policy direction goals, including courses such as: Valuing Culture and Diversity; Working with Refugees; LGBT Training (Lesbian, Gay, Bisexual, Transgendered); Bullying in the Workplace; and Aboriginal Awareness.

In October 2012, the City hosted its second Civic Career Symposium that saw every department participate. More than 4000 citizens attended the symposium to learn about the employment opportunities available at the City of Winnipeg.

In late 2012, the City of Winnipeg became a Provincial partner of Pride at Work, a volunteer-led non-profit organization which encourages organizations to "support authenticity at a corporate level and create workplaces where LGBT employees will be more able to be themselves and, ultimately, to be more productive".

Participated in the "Women as Career Mentors" event in March 2012. This is an annual event that offers young women the opportunity to meet women in careers that are often male-dominated (e.g. Police, Firefighting, and Engineering).

In 2012 the City partnered with other employers to bring students of Aboriginal descent who do not have a parent or guardian that works to workplaces as part of 'Bring Your Kid to Work Day'.

The Winnipeg Police Service enhanced its website to provide emergency contact information in five different languages ( English, French, Punjabi, Swahili and Mandarin).

The Winnipeg Police Service is a member of a newcomers working group which develops activities and builds relationships between Winnipeg's diverse communities and the Winnipeg Police Service.

The Winnipeg Police Service and The Fire Paramedic Service held one week Aboriginal Youth Career Camps which encourages and promotes employment as Police Officers, Cadets, Firefighters and Paramedics.

Library Services continues with growth in programs and resources to serve the diversity of Winnipeg. See page 21 and 22 for more details.

## Tracking Progress

The number of newcomers coming to Winnipeg continues to grow and the Aboriginal population is also increasing. The number of visible minorities, newcomers and people of Aboriginal descent hired by the City continues to increase.

In 2012, 937 City of Winnipeg employees attended diversity-related training/education.

## Web Links

**Diversity Commitment**
http://winnipeg.ca/isext/diverse_workforce/equity_diversity.stm

**Library Services, For Newcomers and EAL**
http://wpl.winnipeg.ca/library/libraryservices/newcomers.asp



# ABORIGINAL COMMUNITY

The City of Winnipeg recognizes the importance of the original people – the First Nations, Métis and Inuit – to the founding of our city. Each contributed culture, values and vision, which will continue to be important to our shared future. Today, the vibrant, diverse people who make up the larger Aboriginal community enrich and enliven the social fabric of Winnipeg: they remain vital to our economic and cultural future.

## Policy Direction

OurWinnipeg sets two directions that speak specifically to the Aboriginal community:

- Acknowledge that Aboriginal Winnipeggers bring a diverse richness of cultures, traditions, languages, teachings, values, skills and perspectives to our city
- Foster opportunities for Aboriginal Winnipeggers, particularly youth, to obtain meaningful employment by building on current civic practices, processes and community partnerships.

Additionally, several directions and strategies in the Recreation, Libraries and Quality of Life sections inform how the City engages and collaborates with the Aboriginal community.

A significant program in this area is the Aboriginal Youth Strategy or Oshki Annishinabe Nigaaniwak ("Young Aboriginal People Leading"). The mission of this strategy is to give Aboriginal youth positive opportunities in the community and civic system by bridging and providing culturally appropriate programs and supports related to employment, literacy and recreation to increase resiliency, self-sustainability, pride and future opportunities.

## Recent City and Community Activities

Since 2009, in partnership with community partners, Oshki Annishinabe Nigaaniwak has provided support that assisted over 1,000 Aboriginal youth to access employment and employment development training through partner programs. Almost half of the participants completed their program; of these, over 350 either secured or entered the labor force; while 210 participants pursued education.

Through these programs Aboriginal youth had the opportunity to build job skills to help them enter the workforce. This resulted in over 1000 Aboriginal youth obtaining their certifications in First Aid/CPR, suicide intervention, food handlers, WHMIS, and their Mature Grade 12.

Recreation opportunities are also supported through Ndinawemaaganag Endaawaad Inc. Nidinawe offers a recreation program that provides Aboriginal youth of all athletic backgrounds an opportunity to learn and participate in both organized sports and other recreational activities.

The City has also continued to build on past successes to enhance our programs and services that will enable Aboriginal Youth to build skills, gain experience, obtain employment and to participate in recreation and cultural based activities:

- 3 summers of career awareness camps designed to exposed youth to a variety of career options in the civic system such as police, transit, politician, recreation, gardening, fire and paramedics. Almost 100 Aboriginal youth have taken part to date.
- Almost 30 Aboriginal youth have taken part in Oshki Annishinabe Nigaaniwak sponsored City of Winnipeg internships. These take place within various departments and last from 4 weeks to 18-months. Success stories include two By-law Enforcement Officer Interns in 2010-2011 who both went on to secure full-time permanent employment, 1 Animal Services Intern who obtained full- time employment with By-Law Services and 4 Library Page interns who accepted part-time positions with the Library upon completion of their internship.
- Almost $30,000 invested in Aboriginal youth pursing post-secondary education through Oshki Annishinabe Nigaaniwak Scholarships. Since 2010, 29 Aboriginal Youth have received these scholarships.
- 34 Next Step Awards in total have been distributed which provide financial support for Aboriginal youth to attend training and/or acquire equipment, tools or uniforms required when starting a new job.
- This past year, 9 Aboriginal Youth Scholarships were awarded to support students registered in recognized post-secondary education institutions in acknowledgement of their scholastic achievements, with $1,000 used towards tuition costs.
- A pilot project is currently underway at the Turtle Island Neighborhood Center in which the center will be developed into a community 'hub', offering a comprehensive continuum of services and supports for Lord Selkirk Park families and residents where a number of organizations come together around a common set of values, providing opportunities now and for the future.

## Tracking Progress

Due to the past successes and the growing demand for these types of supports and services, we are continuing to embark on new initiatives and strategies that will enhance our relationship with the Aboriginal community.

## Web Links

**City of Winnipeg – Aboriginal Youth Strategy**
www.winnipeg.ca/aboriginalyouth

# AGE-FRIENDLY COMMUNITY AND UNIVERSAL DESIGN

Growth in Winnipeg provides opportunity not only to reflect who our population is today, but also to plan for who they will be tomorrow. Inclusion is a term that Winnipeg is known for. Diverse cultures, needs and ages is celebrated and supported through the design and development of existing and new neighbourhoods.

Whether older, more established neighbourhoods are being refurbished or new communities are being developed, Winnipeg ensures all its citizens can access both essential and recreational services and facilities.

## Policy Direction

Winnipeg's citizens have asked that Our Winnipeg focus on sustainable, healthy and accessible communities where people of all ages and abilities are welcome to carry out their daily tasks of living. There is an excitement that the growth in population and development Winnipeg is currently experiencing has encouraged people to not only stay in Winnipeg as they retire but to make Winnipeg their new home as they arrive from other places. This increase comes not only with economic benefit but an increased need to be inclusive.

## Recent City and Community Activities

Downtown has increased its stock of multifamily housing units, many of which are considered visitable and affordable. One such example would be the newly renovated Red River College Main Street student residences.

St. Norbert now embraces inclusive independent living for families and persons with disabilities in a new Manitoba Housing complex where every unit has accessible features that allow anyone to be housed in an affordable manner.

Traffic signals continue to enhance pedestrian experiences by installing and evaluating the use of pedestrian countdown signals, accessible pedestrian signals (audible), and vibrotactile pedestrian signals at a location near the Deaf Centre of Manitoba.

Consolidation of community facilities such as libraries, pools, community centers, arenas and outdoor rinks has optimized opportunities to build new, more up to date inclusive facilities.

## Tracking Progress

Universal Design and Age Friendly communities are integrated concepts that can be difficult to achieve in larger centres like Winnipeg. While there has been some recent progress, moving towards a fully inclusive city will require continued and diligent action. To this end, some recent activities worth noting include:

- Winnipeg has achieved the first step in its goal to be an Age Friendly City as City Council voted favorably to accept a resolution to proceed with the designation process to obtain Age Friendly status in Manitoba.
- An internal steering committee has been established to harmonize the Age Friendly initiative with any Universal Design initiatives in the City of Winnipeg
- Winnipeg continues to partner with citizen and non-profit groups such as PEG City, the Green Action Centre: Safe Routes to School initiative and the Healthy Canada by Design: CLASP initiative (Coalitions Linking Action and Science for Prevention) to look at tools for making Winnipeg more walkable for everyone
- Winnipeg has participated on and contributed to the Inclusive Design Advisory Committee for the new Canadian Museum of Human Rights
- Winnipeg continues to work with the Province of Manitoba establishing province-wide draft legislation for accessibility
- Engaging the community in evaluating City infrastructure and buildings for accessibility in order that accessibility improvements are increasingly accommodating more and more citizens
- Winnipeg Transit is now approximately 95% complete in achieving its goal of having a full fleet of accessible low floor buses. Improvements continue to be made to bus stop designs

## Web Links

**City of Winnipeg Universal Design Policy and Accessibility Standards**
http://www.winnipeg.ca/ppd/Universal_Design.stm



# CREATIVITY

Progressive cities around the world use arts, culture and creative industries to enhance quality of life, fortify local economies, build city reputation and generate positive social benefits. The City of Winnipeg is committed to being an active steward of this central aspect of our community, with the Winnipeg Arts Council as the primary conduit of programs and resources in support of OurWinnipeg's cultural objectives.

## Policy Direction

Creativity plays a large role in OurWinnipeg. In addition to directions on Creativity, directions in the sections on Opportunity, Vitality and Implementation carry key related components, and several aspects of the Complete Communities Direction Strategy intersect with Creativity, particularly as they relate to recognizing downtown as the premier centre for arts and culture.

## Recent City and Community Activities

Continued contributions to Winnipeg's public art collection, including:

- *Marbles on Portage* by Erika Swendrowski, giant, colourful marbles, placed along Portage Avenue in a most unique and playful installation.
- *emptyful* by Bill Pechet, the largest public art project in Winnipeg, located in Millennium Library Park, continues to garner interest from media all over the world. This piece and Winnipeg have been featured in magazines, blogs and even television shows from Canada to Russia.
- *The Transcona Centennial Square Performance Pavilion* by David Firman incorporating photographs of the Transcona Community Bioreserve celebrates the community's historic reputation as "The Park City". The project was near completion in 2012 and will open with the new public square in 2013.

Fostering community art connections through dialogue and collaborative projects, such as:

- The Gutter Art Space (G.A.S.), a youth-driven weekly drop in centre was created through the WITH ART program. Artist Leah Decter and participants from Resource Assistance for Youth collaborated to create a safe and creative environment for street entrenched youth to engage in artistic practice.

- Also created through the WITH ART program, *Queer Perspectives*, an exhibition and book consisting of artwork by and about the participants from the Rainbow Resource Centre opened to the public in 2012. Artist Lisa Wood was creating portraits of the youth, while the youth were creating self-portraits. The combined work is a striking exhibition, giving face to this part of the queer community, while also exploring personal struggle and inner strength. A publication featuring the artwork, as well as writing by the young artists, is distributed through the Winnipeg Library System and widely disseminated to youth groups in Winnipeg and beyond.
- The Winnipeg Arts Council facilitated artsVest Winnipeg, a Business for the Arts program that helps small and medium size arts groups find private sector sponsorships through training and matching grant incentives.

## Tracking Progress

Winnipeg is known as a City of the Arts – with rich cultural production opportunities and offerings to residents and visitors. In its role as cultural advisor to the City, the Winnipeg Arts Council has completed and presented a cultural action plan entitled Ticket to the Future. Built on the direction strategies in OurWinnipeg, it provides a cultural plan for the city. Cultural resources such as museums, galleries and theatres need places to thrive; their success (particularly by environmental standards) is entwined with the completeness of the neighbourhoods in which they are located. By implication, cultural planning demands consideration of, and integration with, that which is most local: stories, landscapes, and streetscapes.

## Web Links

**Winnipeg Arts Council**
http://www.winnipegarts.ca/

**Ticket to the Future**
http://www.winnipegarts.ca/tttf

**Winnipeg Cultural Capital of Canada**
http://artsforall.ca/



# OurWinnipeg™

## REPORT TO THE COMMUNITY, 2013