REPORTS

174. From the Chief Financial Officer
Report 2002/03/15

2002 School Tax Levies and Mill Rates
File FL-3 (Vol. 11)

Recommending that in compliance with the mandatory provisions of The Public Schools Act, Council adopt a by-law required to fix and impose taxes sufficient to meet that portion of the cost of education required to be raised through levies on assessable property within The City of Winnipeg in 2002.

Moved by Councillor Clement,

That the recommendation be concurred in and forwarded to Council.

Carried

Minutes - Executive Policy Committee - March 20, 2002

Attachment - 2002 School Tax Levies and Mill Rates

Re: **2002 School Tax Levies and Mill Rates**

For submission to: **Executive Policy Committee**

Submitted by: **Chief Financial Officer**

Report date: **March 15, 2002**

In Camera Item: **No**

Recommendation(s):

That in compliance with the mandatory provisions of *The Public Schools Act*, Council adopt a by-law required to fix and impose taxes sufficient to meet that portion of the cost of education required to be raised through levies on assessable property within the City of Winnipeg in 2002.

Report Summary

Key Issues:

The 2002 school levies in Winnipeg will total $414,139,947, which is $18,735,852 or 4.7% higher than in 2001.

The Provincial Education Support Levy requirements total $124,744,894, a decrease of $2,567,295 or 2.0%. The levy on Residential property is $53,150,639, representing a decrease of $7,180,818 or 11.9%. The levy on Other property is $71,594,255, representing an increase of $4,613,523 or 6.9%.

The City's eleven School Divisions' Special Levy requirements total $289,395,053, an increase of $21,303,147 or 7.9% and range from a 1.1% decrease in the Interlake School Division Number 21 to a 11.5% increase in the St. James-Assiniboia School Division Number 2. The corresponding Special Levy mill rate changes differ from the levy requirements due to increases/decreases in the assessment base for each school division. These mill rate changes range from a 2.5% decrease in the Transcona-Springfield School Division Number 12 to a 4.6% increase in the River East School Division Number 9.

Implications of the Recommendation(s):

General Implications

- None
- For the organization overall and/or for other departments

x For the community and/or organizations external to the City of Winnipeg

ð Involves a multi-year contract

Comment:

Policy implications

x No

ð Yes

Comment:

Financial Implications

ð Within approved current and/or capital budget

ð Current and/or capital budget adjustment required

Comment: There is no financial impact as the establishment of the school mill rates is revenue neutral to the City of Winnipeg.

Report

Recommendation(s):

That in compliance with the mandatory provisions of *The Public Schools Act*, Council adopt a by-law required to fix and impose taxes sufficient to meet that portion of the cost of education required to be raised through levies on assessable property within the City of Winnipeg in 2002.

Reason for the report:

Section 184 of *The Public Schools Act* requires Council of the City of Winnipeg to fix and impose an Education Support Levy tax. Section 188 similarly requires the fixing and imposition of an Education Special Levy.

History:

The attached Schedules “A” to “G” are pertinent to the subject by-law and include information in comparison with that for prior years.

Discussion:

The amounts required to be raised by Council include the City's share of the Province's Education Support Program, and the additional requirements of the eleven School Divisions which serve Winnipeg - such additional requirements ("special levies") representing portions of their costs which have been determined to be entirely the City's responsibility to collect, i.e. those parts of a school division's expenditures which do not qualify for Provincial government assistance under its province-wide support Program.

Some of the more significant results of the provisions for provincial/municipal sharing of school costs in 2002 as they apply to Winnipeg are hereunder itemized:

Total School Levy Requirements

- The 2002 school levies in Winnipeg will total $414,139,947, which is $18,735,852 or 4.7% higher than in 2001. (Schedule “A”)
- School taxes now represent 52.8% of all property taxes collected in Winnipeg, compared to 51.4% in 2001 and 50.1% in 2000.

Provincial Education Support Requirements

- The 2002 Provincial Education Support Levy requirements total $124,744,894, a decrease of $2,567,295 or 2.0%. (Schedule "A")
- The levy on Residential property is $53,150,639, representing a decrease of $7,180,818 or 11.9%. This decreased levy requirement corresponds to a 15.7% decrease in the Residential Education Support mill rate.
- The levy on Other (non residential) property is $71,594,255, representing an increase of $4,613,523 or 6.9%. This increased levy requirement corresponds to a 4.5% decrease in the Other Education Support mill rate.

School Division Special Levy Requirements

- The City's eleven School Divisions' 2002 Special Levy requirements total $289,395,053, an increase of $21,303,147 or 7.9% and range from a 1.1% decrease in the Interlake School Division Number 21 to a 11.5% increase in the St.James-Assiniboia School Division Number 2. (Schedule "A")
- The corresponding Special Levy mill rate changes differ from the levy requirements due to increases/decreases in the assessment base for each school division. These mill rate changes range from a 2.5% decrease in the Transcona-Springfield School Division Number 12 to a 4.6% increase in the River East School Division Number 9.

Municipal/School Ratio of Total Combined Mill Rate

- Since 1995, the municipal/school ratio of the total mill rate (municipal and combined school and education support levy) has been steadily decreasing across all school divisions. (Schedules "E", "F" and "G")
- For 2002, the municipal/school ratio for Residential property range from a high of 54.98% in the St. James Assiniboia School Division Number 2 to a low of 46.58% in Seven Oaks School Division Number 10. In 2001, Winnipeg School Division Number 1 and Seven Oaks School Division Number 10 had a higher combined education levy than the municipal levy. For 2002 the Fort Garry School Division Number 5 will also have a combined levy that is greater than the municipal levy. This is due primarily to the reduced assessment in that school division as a result of provincial changes to the classification and portioning of universities.
- For 2002, the municipal/school ratio ranges for Other property vary from a high of 46.13% in St. James Assiniboia School Division Number 2 to a low of 40.06% in Seven Oaks School Division Number 10.

Municipal Mill Rate

- For comparison purposes, the 2002 municipal mill rate has decreased by 7.6% from 32.140 in 2001 to 29.686 in 2002.

Attachment - 2002 School Tax Levies and Mill Rates

SCHEDULES

"A"	Amounts to be raised for school purposes for 2002 and comparisons with the year 2001.
"B"	Calculation of the 2002 Provincial Support Levy mill rates shown in comparison with the year 2001.
"C"	Calculations of the Eleven School Division Special Levy mill rates for 2002 in comparison with the year 2001.
"D"	Calculation of the 2002 Municipal and School mill rates shown in comparison with the year 2001.
“E”	Ratio of Mill Rates for Municipal versus Combined School for Residential and Other Properties by School Division from 1995 to 2002.
“F”	Graphs Illustrating Ratio of Mill Rates for Municipal versus Combined School for Residential properties by School Division from 1995 to 2002.
“G”	Graphs Illustrating Ratio of Mill Rates for Municipal versus Combined School for Other properties by School Division from 1995 to 2002.

Attachment - 2002 School Tax Levies and Mill Rates

This Report Submitted By:

Department: Corporate Finance
Division: Taxation and Revenue
Prepared by: Robert Weselowski
File No. V:\Custserv\Mchambers\2002 School Tax Levies and Mill Rate Report_2.doc

Minutes - Executive Policy Committee - March 20, 2002

Attachment - 2002 School Tax Levies and Mill Rates

Amounts to be Raised for School Purposes

PAYABLE TO THE PUBLIC SCHOOLS FINANCE BOARDS	2001	2002	Change Amount	Change %	MILL RATE CREATION BUDGETS	MILL RATE CREATION PORTIONED ASSESSMENTS	MILL RATES 2001	MILL RATES 2002	MILL RATES Change
Provincial Levy on Residential Property	60,331,457	53,150,639	(7,180,818)	-11.9%	53,150,639	7,970,360,457	07.913	06.669	-15.7%
Provincial Levy on Other Property	66,980,732	71,594,255	4,613,523	6.9%	71,594,255	4,203,753,787	17.834	17.031	-4.5%
	127,312,189	124,744,894	(2,567,295)	-2.0%	124,744,894	12,174,114,244			
PAYABLE TO SCHOOL DIVISIONS									
1 - Winnipeg	99,491,180	107,748,572	8,257,392	8.3%	107,748,572	3,959,721,582	27.243	27.211	-0.1%
2 - St. James_Assiniboia	23,247,532	25,930,063	2,682,531	11.5%	25,930,063	1,469,892,910	17.188	17.641	2.6%
3 - Assiniboine South	21,428,263	22,902,385	1,474,122	6.9%	22,902,385	1,004,086,625	22.337	22.809	2.1%
4 - St. Boniface	19,984,383	21,061,931	1,077,548	5.4%	21,061,931	952,611,085	22.251	22.110	-0.6%
5 - Fort Garry	24,842,481	26,600,023	1,757,542	7.1%	26,600,023	1,151,249,738	22.626	23.105	2.1%
6 - St Vital	22,093,122	23,933,389	1,840,267	8.3%	23,933,389	1,082,469,443	22.060	22.110	0.2%
9 - River East	21,534,364	23,996,262	2,461,898	11.4%	23,996,262	1,049,388,326	21.869	22.867	4.6%
10 - Seven Oaks	20,464,262	21,544,542	1,080,280	5.3%	21,544,542	786,901,729	26.788	27.379	2.2%
12 - Transcona _ Springfield	12,932,010	13,456,235	524,225	4.1%	13,456,235	637,788,457	21.640	21.098	-2.5%
14 - Seine River	2,064,802	2,212,252	147,450	7.1%	2,212,252	98,045,772	22.087	22.563	2.2%
21- Interlake	9,507	9,399	-108	-1.1%	9,399	468,347	19.965	20.068	0.5%
	268,091,906	289,395,053	21,303,147	7.9%	289,395,053	12,192,624,014			
Total to be Raised for School Purposes	395,404,095	414,139,947	18,735,852	4.7%					

Fin/tax
March 15/2002
ba

Minutes - Executive Policy Committee - March 20, 2002

Attachment - 2002 School Tax Levies and Mill Rates

Schedule "B"
Page 1 of 1

2002 EDUCATION SUPPORT MILL RATE

	RESIDENTIAL				OTHER							
					----Statutory----		Institutional				Total	
	Residential 1	Residential 2	Residential 3	Total Residential	Pipeline	Railways	Other	Higher Education	Recreational	Other	Other	Total
(1) 2002 Assessment	14,960,204,059	1,811,813,819	939,882,850	17,711,900,728	12,068,000	87,806,450	95,964,010	314,720,550	36,731,550	6,070,866,890	6,618,157,450	24,330,058,178
(2) Percentage Share	84.46%	10.23%	5.31%	100.00%	0.18%	1.33%	1.45%	4.76%	0.56%	91.72%	100.00%	
(3) Portions	45.0	45.0	45.0		50.0	25.0	65.0	52.0	10.0	65.0		
(4) Portioned Assessment	6,732,094,615	815,316,584	422,949,258	7,970,360,457	6,034,000	21,951,615	62,376,612	163,654,686	3,673,155	3,946,063,719	4,203,753,787	12,174,114,244
Rate / Levy / % share based on 2002 Budget												
(5) Education Support Mill Rate	6.669	6.669	6.669		17.031	17.031	17.031	17.031	17.031	17.031		
(6) Education Support Levy	44,892,644	5,437,346	2,820,649	53,150,639	102,765	373,858	1,062,336	2,787,203	62,558	67,205,535	71,594,255	124,744,894
(7) Percentage Share	84.46%	10.23%	5.31%	100.00%	0.14%	0.52%	1.48%	3.89%	0.09%	93.88%	100.00%	
(8) 2001 Assessment	14,422,453,541	1,597,773,541	922,672,009	16,942,899,091	11,170,800	89,533,650	429,059,970	n/a	34,584,840	5,300,672,117	5,865,021,377	22,807,920,468
(9) Percentage Share	85.12%	9.43%	5.45%	100.00%	0.19%	1.53%	7.32%	n/a	0.59%	90.37%	100.00%	
(10) Portions	45.0	45.0	45.0		50.0	25.0	65.0	n/a	10.0	65.0		
(11) Portioned Assessment	6,490,106,324	718,998,395	415,204,519	7,624,309,238	5,585,400	22,383,419	278,888,986	n/a	3,458,484	3,445,437,067	3,755,753,356	11,380,062,594
Rate / Levy / % share based on 2001 Budget												
(12) Education Support Mill Rate	7.913	7.913	7.913		17.834	17.834	17.834	n/a	17.834	17.834		
(13) Education Support Levy	51,356,510	5,689,434	3,285,513	60,331,457	99,610	399,186	4,973,706	n/a	61,679	61,446,551	66,980,732	127,312,189
(14) Percentage Share	85.12%	9.43%	5.45%	100.00%	0.15%	0.60%	7.43%	n/a	0.09%	91.73%	100.00%	

Attachment - 2002 School Tax Levies and Mill Rates

WINNIPEG SCHOOL DIVISION NO. ONE

"SCHOOL DIVISION 1"

SCHEDULE "C"

SPECIAL LEVY : PAGE 1

2002 SPECIAL LEVY MILL RATE

	Residential 1	Residential 2	Residential 3	Farm	----STATUTORY---- Pipeline	Railways	Institutional Other	Higher Education	Recreational	Other	Total
2002 Assessment	3,368,935,220	708,222,369	276,565,600	4,038,850	0	26,953,500	30,591,510	99,715,650	0	2,955,411,878	7,470,434,577
Percentage Share	45.10%	9.48%	3.70%	0.05%	0.00%	0.36%	0.41%	1.34%	0.00%	39.56%	100.00%
Portions	45.0	45.0	45.0	26.0	50.0	25.0	65.0	52.0	10.0	65.0	
Portioned Assessment	1,516,023,257	318,700,285	124,455,058	1,050,101	0	6,738,377	19,884,485	51,852,138	0	1,921,017,881	3,959,721,582
Rate / Levy / % Share Based on 2002 budget											
Special Levy Mill Rate	27.211	27.211	27.211	27.211	27.211	27.211	27.211	27.211	27.211	27.211	
Special Levy	$41,252,509	$8,672,153	$3,386,547	$28,574	$0	$183,358	$541,077	$1,410,949	$0	$52,273,405	$107,748,572
Percentage Share	38.29%	8.05%	3.14%	0.03%	0.00%	0.17%	0.50%	1.31%	0.00%	48.51%	100.00%
2001 Assessment	3,346,811,001	644,502,621	272,801,499	3,949,700	0	27,904,060	133,790,170	n/a	0	2,520,102,404	6,949,861,455
Percentage Share	48.16%	9.27%	3.93%	0.06%	0.00%	0.40%	1.93%	n/a	0.00%	36.25%	100.00%
Portions	45.0	45.0	45.0	30.0	50.0	25.0	65.0	n/a	10.0	65.0	
Portioned Assessment	1,506,066,601	290,026,349	122,761,348	1,184,910	0	6,976,019	86,963,612	n/a	0	1,638,066,675	3,652,045,514
Rate / Levy / % Share Based on 2001 budget											
Special Levy Mill Rate	27.243	27.243	27.243	27.243	27.243	27.243	27.243	n/a	27.243	27.243	
Special Levy	$41,029,772	$7,901,188	$3,344,387	$32,281	$0	$190,048	$2,369,150	n/a	$0	$44,624,354	$99,491,180
Percentage Share	41.24%	7.94%	3.36%	0.03%	0.00%	0.19%	2.38%	n/a	0.00%	44.86%	100.00%

FinAcc/hp/2002schsp

Attachment - 2002 School Tax Levies and Mill Rates

ST. JAMES-ASSN. SCHOOL DIVISION TWO

"SCHOOL DIVISION 2"

SCHEDULE "C"

SPECIAL LEVY : PAGE 2

2002 SPECIAL LEVY MILL RATE

	Residential 1	Residential 2	Residential 3	Farm	----STATUTORY---- Pipeline	Railways	Other	Institutional Higher Education	Recreational	Other	Total
2002 Assessment	1,564,637,577	235,899,150	104,097,750	1,877,210	1,549,000	5,499,600	47,534,600	0	11,089,000	889,481,731	2,861,665,618
Percentage Share	54.68%	8.24%	3.64%	0.07%	0.05%	0.19%	1.66%	0.00%	0.39%	31.08%	100.00%
Portions	45.0	45.0	45.0	26.0	50.0	25.0	65.0	52.0	10.0	65.0	
Portioned Assessment	704,086,993	106,154,635	46,844,275	488,075	774,500	1,374,900	30,897,490	0	1,108,900	578,163,142	1,469,892,910
Rate / Levy / % Share Based on 2002 budget											
Special Levy Mill Rate	17.641	17.641	17.641	17.641	17.641	17.641	17.641	17.641	17.641	17.641	
Special Levy	$12,420,799	$1,872,674	$826,380	$8,610	$13,663	$24,255	$545,063	$0	$19,562	$10,199,057	$25,930,063
Percentage Share	47.90%	7.22%	3.19%	0.03%	0.05%	0.09%	2.10%	0.00%	0.08%	39.34%	100.00%
2001 Assessment	1,488,731,252	198,511,340	103,138,940	1,854,560	1,434,000	5,563,020	55,647,400	n/a	10,356,900	780,011,810	2,645,249,222
Percentage Share	56.28%	7.50%	3.90%	0.07%	0.05%	0.21%	2.10%	n/a	0.39%	29.50%	100.00%
Portions	45.0	45.0	45.0	30.0	50.0	25.0	65.0	n/a	10.0	65.0	
Portioned Assessment	669,929,264	89,330,118	46,412,814	556,368	717,000	1,390,756	36,170,811	n/a	1,035,690	507,007,692	1,352,550,513
Rate / Levy / % Share Based on 2001 budget											
Special Levy Mill Rate	17.188	17.188	17.188	17.188	17.188	17.188	17.188	n/a	17.188	17.188	
Special Levy	$11,514,744	$1,535,406	$797,743	$9,563	$12,324	$23,904	$621,704	n/a	$17,801	$8,714,343	$23,247,532
Percentage Share	49.53%	6.60%	3.43%	0.04%	0.05%	0.10%	2.67%	n/a	0.08%	37.50%	100.00%

2002 S

Finfax/ hp/2002schsp

Attachment - 2002 School Tax Levies and Mill Rates

ASSIN. SOUTH SCHOOL DIVISION THREE

"SCHOOL DIVISION 3"

SCHEDULE "C"
SPECIAL LEVY : PAGE 3

2002 SPECIAL LEVY MILL RATE

					----STATUTORY----			Institutional Higher Education			
	Residential 1	Residential 2	Residential 3	Farm	Pipeline	Railways	Other		Recreational	Other	Total
2002 Assessment	1,714,565,330	44,498,050	186,396,200	13,393,420	282,000	9,946,300	2,108,850	0	5,014,000	185,611,510	2,161,815,660
Percentage Share	79.31%	2.06%	8.62%	0.62%	0.01%	0.46%	0.10%	0.00%	0.23%	8.59%	100.00%
Portions	45.0	45.0	45.0	26.0	50.0	25.0	65.0	52.0	10.0	65.0	
Portioned Assessment	771,554,465	20,024,145	83,878,512	3,482,289	141,000	2,486,575	1,370,753	0	501,400	120,647,486	1,004,086,625
Rate / Levy / % Share Based on 2002 budget											
Special Levy Mill Rate	22.809	22.809	22.809	22.809	22.809	22.809	22.809	22.809	22.809	22.809	
Special Levy	$17,598,386	$456,731	$1,913,185	$79,428	$3,216	$56,716	$31,266	$0	$11,436	$2,752,021	$22,902,385
Percentage Share	76.84%	1.99%	8.35%	0.35%	0.01%	0.25%	0.14%	0.00%	0.05%	12.02%	100.00%
2001 Assessment	1,658,323,311	38,330,680	179,941,240	13,142,555	261,000	9,842,030	6,051,040	n/a	4,402,000	159,882,070	2,070,175,926
Percentage Share	80.11%	1.85%	8.69%	0.63%	0.01%	0.48%	0.29%	n/a	0.21%	7.73%	100.00%
Portions	45.0	45.0	45.0	30.0	50.0	25.0	65.0	n/a	10.0	65.0	
Portioned Assessment	746,245,579	17,248,824	80,973,762	3,942,767	130,500	2,460,508	3,933,177	n/a	440,200	103,923,351	959,298,668
Rate / Levy / % Share Based on 2001 budget											
Special Levy Mill Rate	22.337	22.337	22.337	22.337	22.337	22.337	22.337	n/a	22.337	22.337	
Special Levy	$16,668,887	$385,287	$1,808,711	$88,070	$2,915	$54,960	$87,855	n/a	$9,833	$2,321,745	$21,428,263
Percentage Share	77.79%	1.80%	8.44%	0.41%	0.01%	0.26%	0.41%	n/a	0.05%	10.83%	100.00%

F:\tax\hp\2002schsp

Attachment - 2002 School Tax Levies and Mill Rates

ST. BONIFACE SCHOOL DIVISION FOUR

"SCHOOL DIVISION 4"

SCHEDULE "C"
SPECIAL LEVY : PAGE 4

2002 SPECIAL LEVY MILL RATE

					----STATUTORY----			Institutional Higher Education			
	Residential 1	Residential 2	Residential 3	Farm	Pipeline	Railways	Other		Recreational	Other	Total
2002 Assessment	1,336,326,992	111,773,050	29,717,950	3,300,080	325,000	15,596,250	3,810,970	8,850,000	7,067,000	422,903,850	1,939,671,142
Percentage Share	68.89%	5.76%	1.53%	0.17%	0.02%	0.80%	0.20%	0.46%	0.36%	21.81%	100.00%
Portions	45.0	45.0	45.0	26.0	50.0	25.0	65.0	52.0	10.0	65.0	
Portioned Assessment	601,347,181	50,297,874	13,373,098	858,021	162,500	3,899,063	2,477,130	4,602,000	706,700	274,887,518	952,611,085
Rate / Levy / % Share Based on 2002 budget											
Special Levy Mill Rate	22.11	22.11	22.11	22.11	22.11	22.11	22.11	22.11	22.11	22.11	
Special Levy	$13,295,786	$1,112,086	$295,679	$18,971	$3,593	$86,208	$54,769	$101,750	$15,625	$6,077,464	$21,061,931
Percentage Share	63.13%	5.28%	1.40%	0.09%	0.02%	0.41%	0.26%	0.48%	0.07%	28.86%	100.00%
2001 Assessment	1,256,475,167	100,538,810	29,588,550	3,205,780	301,000	15,791,560	12,263,060	n/a	6,811,090	400,685,155	1,825,660,172
Percentage Share	68.82%	5.51%	1.62%	0.18%	0.02%	0.86%	0.67%	n/a	0.37%	21.95%	100.00%
Portions	45.0	45.0	45.0	30.0	50.0	25.0	65.0	n/a	10.0	65.0	
Portioned Assessment	565,413,867	45,242,466	13,314,870	961,734	150,500	3,947,891	7,970,989	n/a	681,109	260,445,372	898,128,798
Rate / Levy / % Share Based on 2001 budget											
Special Levy Mill Rate	22.251	22.251	22.251	22.251	22.251	22.251	22.251	n/a	22.251	22.251	
Special Levy	$12,581,024	$1,006,690	$296,269	$21,400	$3,349	$87,845	$177,362	n/a	$15,155	$5,795,289	$19,984,383
Percentage Share	62.95%	5.04%	1.48%	0.11%	0.02%	0.44%	0.89%	n/a	0.08%	28.99%	100.00%

Attachment - 2002 School Tax Levies and Mill Rates

FORT GARRY SCHOOL DIVISION FIVE

"SCHOOL DIVISION 5"

SCHEDULE "C"
SPECIAL LEVY : PAGE 5

2002 SPECIAL LEVY MILL RATE

	Residential 1	Residential 2	Residential 3	Farm	----STATUTORY---- Pipeline	Railways	Institutional Other	Higher Education	Golf Recreational	Other	Total
2002 Assessment	1,343,583,610	192,936,600	87,958,000	7,715,900	278,000	5,316,600	4,597,830	206,154,900	5,572,000	470,790,070	2,324,903,510
Percentage Share	57.79%	8.30%	3.78%	0.33%	0.01%	0.23%	0.20%	8.87%	0.24%	20.25%	100.00%
Portions	45.0	45.0	45.0	26.0	50.0	25.0	65.0	52.0	10.0	65.0	
Portioned Assessment	604,612,649	86,821,539	39,581,376	2,006,134	139,000	1,329,150	2,988,590	107,200,548	557,200	306,013,552	1,151,249,738
Rate / Levy / % Share Based on 2002 budget											
Special Levy Mill Rate	23.105	23.105	23.105	23.105	23.105	23.105	23.105	23.105	23.105	23.105	
Special Levy	$13,969,575	$2,006,012	$914,528	$46,352	$3,212	$30,710	$69,051	$2,476,869	$12,874	$7,070,840	$26,600,023
Percentage Share	52.52%	7.54%	3.44%	0.17%	0.01%	0.12%	0.26%	9.31%	0.05%	26.58%	100.00%
2001 Assessment	1,271,457,950	166,129,500	85,333,850	7,570,250	256,000	5,473,260	214,704,800	n/a	5,262,000	413,494,867	2,169,682,477
Percentage Share	58.60%	7.66%	3.93%	0.35%	0.01%	0.25%	9.90%	n/a	0.24%	19.06%	100.00%
Portions	45.0	45.0	45.0	30.0	50.0	25.0	65.0	n/a	10.0	65.0	
Portioned Assessment	572,156,103	74,758,340	38,400,511	2,271,075	128,000	1,368,315	139,558,120	n/a	526,200	268,771,671	1,097,938,335
Rate / Levy / % Share Based on 2001 budget											
Special Levy Mill Rate	22.626	22.626	22.626	22.626	22.626	22.626	22.626	n/a	22.626	22.626	
Special Levy	$12,945,604	$1,691,482	$868,850	$51,385	$2,896	$30,959	$3,157,642	n/a	$11,906	$6,081,757	24,842,481
Percentage Share	52.11%	6.81%	3.50%	0.21%	0.01%	0.12%	12.71%	n/a	0.05%	24.48%	100.00%

Fin/tax/bp/2002schsp

Minutes - Executive Policy Committee - March 20, 2002

Attachment - 2002 School Tax Levies and Mill Rates

ST. VITAL SCHOOL DIVISION SIX

"SCHOOL DIVISION 6"

SCHEDULE "C"
SPECIAL LEVY : PAGE 6

2002 SPECIAL LEVY MILL RATE

					----STATUTORY----			Institutional Higher Education			
	Residential 1	Residential 2	Residential 3	Farm	Pipeline	Railways	Other		Recreational	Other	Total
2002 Assessment	1,671,462,040	169,678,100	125,966,500	15,192,840	375,000	2,623,500	2,498,800	0	1,502,000	293,389,440	2,282,688,220
Percentage Share	73.22%	7.43%	5.52%	0.67%	0.02%	0.11%	0.11%	0.00%	0.07%	12.85%	100.00%
Portions	45.0	45.0	45.0	26.0	50.0	25.0	65.0	52.0	10.0	65.0	
Portioned Assessment	752,157,958	76,355,163	56,685,245	3,950,139	187,500	655,875	1,624,220	0	150,200	190,703,143	1,082,469,443
Rate / Levy / % Share Based on 2002 budget											
Special Levy Mill Rate	22.11	22.11	22.11	22.11	22.11	22.11	22.11	22.11	22.11	22.11	
Special Levy	$16,630,212	$1,688,213	$1,253,311	$87,338	$4,146	$14,501	$35,912	$0	$3,321	$4,216,435	$23,933,389
Percentage Share	69.49%	7.05%	5.24%	0.36%	0.02%	0.06%	0.15%	0.00%	0.01%	17.62%	100.00%
2001 Assessment	1,573,262,930	145,362,620	121,799,940	16,552,800	347,000	2,677,500	2,208,050	n/a	1,459,000	255,243,020	2,118,912,860
Percentage Share	74.25%	6.86%	5.75%	0.78%	0.02%	0.13%	0.10%	n/a	0.07%	12.04%	100.00%
Portions	45.0	45.0	45.0	30.0	50.0	25.0	65.0	n/a	10.0	65.0	
Portioned Assessment	707,968,378	65,413,196	54,810,313	4,965,840	173,500	669,375	1,435,233	n/a	145,900	165,907,969	1,001,489,704
Rate / Levy / % Share Based on 2001 budget											
Special Levy Mill Rate	22.06	22.06	22.06	22.06	22.06	22.06	22.06	n/a	22.06	22.06	
Special Levy	$15,617,782	$1,443,015	$1,209,116	$109,546	$3,827	$14,766	$31,661	n/a	$3,219	$3,660,190	$22,093,122
Percentage Share	70.69%	6.53%	5.47%	0.50%	0.02%	0.07%	0.14%	n/a	0.01%	16.57%	100.00%

Fin/tax/ hp/2002schsp

Attachment - 2002 School Tax Levies and Mill Rates

RIVER EAST SCHOOL DIVISION NINE

"SCHOOL DIVISION 9"

SCHEDULE "C"
SPECIAL LEVY : PAGE 7

2002 SPECIAL LEVY MILL RATE

	Residential 1	Residential 2	Residential 3	Farm	----STATUTORY---- Pipeline	Railways	Institutional Other	Higher Education	Recreational	Other	Total
2002 Assessment	1,729,936,900	219,615,950	34,696,200	5,930,960	667,700	7,084,400	1,902,000	0	3,413,600	232,694,620	2,235,942,330
Percentage Share	77.37%	9.82%	1.55%	0.27%	0.03%	0.32%	0.09%	0.00%	0.15%	10.40%	100.00%
Portions	45.0	45.0	45.0	26.0	50.0	25.0	65.0	52.0	10.0	65.0	
Portioned Assessment	778,471,626	98,827,182	15,613,339	1,542,050	333,850	1,771,100	1,236,301	0	341,360	151,251,518	1,049,388,326
Rate / Levy / % Share Based on 2002 budget											
Special Levy Mill Rate	22.867	22.867	22.867	22.867	22.867	22.867	22.867	22.867	22.867	22.867	
Special Levy	$17,801,311	$2,259,881	$357,030	$35,262	$7,634	$40,500	$28,270	$0	$7,806	$3,458,568	$23,996,262
Percentage Share	74.18%	9.42%	1.49%	0.15%	0.03%	0.17%	0.12%	0.00%	0.03%	14.41%	100.00%
2001 Assessment	1,654,876,610	189,012,990	35,484,700	6,419,120	617,900	7,204,420	1,971,380	n/a	3,249,600	205,149,980	2,103,986,700
Percentage Share	78.65%	8.98%	1.69%	0.31%	0.03%	0.34%	0.09%	n/a	0.15%	9.76%	100.00%
Portions	45.0	45.0	45.0	30.0	50.0	25.0	65.0	n/a	10.0	65.0	
Portioned Assessment	744,694,502	85,055,851	15,968,166	1,925,736	308,950	1,801,105	1,281,397	n/a	324,960	133,347,496	984,708,163
Rate / Levy / % Share Based on 2001 budget											
Special Levy Mill Rate	21.869	21.869	21.869	21.869	21.869	21.869	21.869	n/a	21.869	21.869	
Special Levy	$16,285,724	$1,860,086	$349,208	$42,114	$6,756	$39,388	$28,023	n/a	$7,107	$2,915,958	$21,534,364
Percentage Share	75.63%	8.64%	1.62%	0.20%	0.03%	0.18%	0.13%	n/a	0.03%	13.54%	100.00%

Attachment - 2002 School Tax Levies and Mill Rates

SEVEN OAKS SCHOOL DIVISION TEN

"SCHOOL DIVISION 10"

SCHEDULE "C"
SPECIAL LEVY : PAGE 8

2002 SPECIAL LEVY MILL RATE

					----STATUTORY----			Institutional Higher Education			
	Residential 1	Residential 2	Residential 3	Farm	Pipeline	Railways	Other		Recreational	Other	Total
2002 Assessment	1,271,713,190	111,774,600	57,365,550	7,725,020	0	2,783,100	1,936,850	0	691,950	206,900,120	1,660,890,380
Percentage Share	76.57%	6.73%	3.45%	0.46%	0.00%	0.17%	0.12%	0.00%	0.04%	12.46%	100.00%
Portions	45.0	45.0	45.0	26.0	50.0	25.0	65.0	52.0	10.0	65.0	
Portioned Assessment	572,270,987	50,298,577	25,814,655	2,008,505	0	695,775	1,258,953	0	69,195	134,485,082	786,901,729
Rate / Levy / % Share Based on 2002 budget											
Special Levy Mill Rate	27.379	27.379	27.379	27.379	27.379	27.379	27.379	27.379	27.379	27.379	
Special Levy	$15,668,207	$1,377,125	$706,779	$54,991	$0	$19,050	$34,469	$0	$1,894	$3,682,027	$21,544,542
Percentage Share	72.72%	6.39%	3.28%	0.26%	0.00%	0.09%	0.16%	0.00%	0.01%	17.09%	100.00%
2001 Assessment	1,260,510,470	99,595,530	58,424,550	7,603,340	0	2,866,100	1,826,000	n/a	751,950	186,686,550	1,618,264,490
Percentage Share	77.89%	6.15%	3.61%	0.47%	0.00%	0.18%	0.11%	n/a	0.05%	11.54%	100.00%
Portions	45.0	45.0	45.0	30.0	50.0	25.0	65.0	n/a	10.0	65.0	
Portioned Assessment	567,229,777	44,817,995	26,291,211	2,281,002	0	716,525	1,186,900	n/a	75,195	121,346,263	763,944,868
Rate / Levy / % Share Based on 2001 budget											
Special Levy Mill Rate	26.788	26.788	26.788	26.788	26.788	26.788	26.788	n/a	26.788	26.788	
Special Levy	$15,194,951	$1,200,584	$704,289	$61,103	$0	$19,194	$31,795	n/a	$2,014	$3,250,332	$20,464,262
Percentage Share	74.25%	5.87%	3.44%	0.30%	0.00%	0.09%	0.16%	n/a	0.01%	15.88%	100.00%

Fin/tax/bp/2002schsp

Minutes - Executive Policy Committee - March 20, 2002

Attachment - 2002 School Tax Levies and Mill Rates

TRANSCONA - SPRINGFIELD SCHOOL DIVISION TWELVE

"SCHOOL DIVISION 12"

SCHEDULE "C"

SPECIAL LEVY : PAGE 9

2002 SPECIAL LEVY MILL RATE

					----STATUTORY----			Institutional			
	Residential 1	Residential 2	Residential 3	Farm	Pipeline	Railways	Other	Higher Education	Recreational	Other	Total
2002 Assessment	794,512,180	16,832,100	12,269,500	4,972,471	774,300	9,032,400	208,800	0	2,382,000	404,384,821	1,245,368,572
Percentage Share	63.80%	1.35%	0.99%	0.40%	0.06%	0.73%	0.02%	0.00%	0.19%	32.46%	100.00%
Portions	45.0	45.0	45.0	26.0	50.0	25.0	65.0	52.0	10.0	65.0	
Portioned Assessment	357,530,517	7,574,449	5,521,337	1,292,842	387,150	2,258,100	135,720	0	238,200	262,850,142	637,788,457
Rate / Levy / % Share Based on 2002 budget											
Special Levy Mill Rate	21.098	21.098	21.098	21.098	21.098	21.098	21.098	21.098	21.098	21.098	
Special Levy	$7,543,179	$159,806	$116,489	$27,276	$8,168	$47,641	$2,863	$0	$5,026	$5,545,787	$13,456,235
Percentage Share	56.06%	1.19%	0.87%	0.20%	0.06%	0.35%	0.02%	0.00%	0.04%	41.21%	100.00%
2001 Assessment	754,154,580	15,230,550	12,261,400	4,942,191	716,900	9,151,300	205,610	n/a	2,292,300	371,314,481	1,170,269,312
Percentage Share	64.44%	1.30%	1.05%	0.42%	0.06%	0.78%	0.02%	n/a	0.20%	31.73%	100.00%
Portions	45.0	45.0	45.0	30.0	50.0	25.0	65.0	n/a	10.0	65.0	
Portioned Assessment	339,369,586	6,853,748	5,517,678	1,482,657	358,450	2,287,825	133,647	n/a	229,230	241,354,419	597,587,240
Rate / Levy / % Share Based on 2001 budget											
Special Levy Mill Rate	21.64	21.64	21.64	21.64	21.64	21.64	21.64	n/a	21.64	21.64	
Special Levy	$7,343,958	$148,315	$119,403	$32,085	$7,757	$49,509	$2,892	n/a	$4,961	$5,223,130	$12,932,010
Percentage Share	56.79%	1.15%	0.92%	0.25%	0.06%	0.38%	0.02%	n/a	0.04%	40.39%	100.00%

Fin/tax/ hp/2002schsp

Attachment - 2002 School Tax Levies and Mill Rates

SEINE RIVER SCHOOL DIVISION FOURTEEN

"SCHOOL DIVISION 14"

SCHEDULE "C"
SPECIAL LEVY : PAGE 10

2002 SPECIAL LEVY MILL RATE

	Residential 1	Residential 2	Residential 3	Farm	----STATUTORY---- Pipeline	Railways	Other	Institutional Higher Education	Recreational	Other	Total
2002 Assessment	164,396,670	583,850	24,849,600	6,389,520	7,817,000	2,118,100	749,900	0	0	9,285,250	216,189,890
Percentage Share	76.04%	0.27%	11.49%	2.96%	3.62%	0.98%	0.35%	0.00%	0.00%	4.29%	100.00%
Portions	45.0	45.0	45.0	26.0	50.0	25.0	65.0	52.0	10.0	65.0	
Portioned Assessment	73,978,524	262,735	11,182,363	1,661,275	3,908,500	529,525	487,435	0	0	6,035,415	98,045,772
Rate / Levy / % Share Based on 2002 budget											
Special Levy Mill Rate	22.563	22.563	22.563	22.563	22.563	22.563	22.563	22.563	22.563	22.563	
Special Levy	$1,669,177	$5,928	$252,308	$37,483	$88,187	$11,948	$10,998	$0	$0	$136,223	$2,212,252
Percentage Share	75.45%	0.27%	11.40%	1.69%	3.99%	0.54%	0.50%	0.00%	0.00%	6.16%	100.00%
2001 Assessment	157,721,170	558,900	23,897,340	6,149,090	7,237,000	2,181,600	368,610	n/a	0	8,088,180	206,201,890
Percentage Share	76.49%	0.27%	11.59%	2.98%	3.51%	1.06%	0.18%	n/a	0.00%	3.92%	100.00%
Portions	45.0	45.0	45.0	30.0	50.0	25.0	65.0	n/a	10.0	65.0	
Portioned Assessment	70,974,572	251,508	10,753,846	1,844,727	3,618,500	545,400	239,597	n/a	0	5,257,319	93,485,469
Rate / Levy / % Share Based on 2001 budget											
Special Levy Mill Rate	22.087	22.087	22.087	22.087	22.087	22.087	22.087	n/a	22.087	22.087	
Special Levy	$1,567,615	$5,555	$237,520	$40,744	$79,922	$12,046	$5,292	n/a	$0	$116,108	$2,064,802
Percentage Share	75.92%	0.27%	11.50%	1.97%	3.87%	0.58%	0.26%	n/a	0.00%	5.63%	100.00%

Minutes - Executive Policy Committee - March 20, 2002

Attachment - 2002 School Tax Levies and Mill Rates

INTERLAKE SCHOOL DIVISION TWENTY-ONE

"SCHOOL DIVISION 21"

SCHEDULE "C"
SPECIAL LEVY : PAGE 11

2002 SPECIAL LEVY MILL RATE

					----STATUTORY----		Institutional				
	Residential 1	Residential 2	Residential 3	Farm	Pipeline	Railways	Other	Higher Education	Recreational	Other	Total
2002 Assessment	134,350	0	0	655,150	0	852,700	23,900	0	0	13,600	1,679,700
Percentage Share	8.00%	0.00%	0.00%	39.00%	0.00%	50.77%	1.42%	0.00%	0.00%	0.81%	100.00%
Portions	45.0	45.0	45.0	26.0	50.0	25.0	65.0	52.0	10.0	65.0	
Portioned Assessment	60,458	0	0	170,339	0	213,175	15,535	0	0	8,840	468,347
Rate / Levy / % Share Based on 2002 budget											
Special Levy Mill Rate	20.068	20.068	20.068	20.068	20.068	20.068	20.068	20.068	20.068	20.068	
Special Levy	$1,213	$0	$0	$3,418	$0	$4,278	$312	$0	$0	$178	$9,399
Percentage Share	12.90%	0.00%	0.00%	36.37%	0.00%	45.52%	3.32%	0.00%	0.00%	1.89%	100.00%
2001 Assessment	129,100	0	0	580,150	0	878,800	23,850	n/a	0	13,600	1,625,500
Percentage Share	7.94%	0.00%	0.00%	35.69%	0.00%	54.06%	1.47%	n/a	0.00%	0.84%	100.00%
Portions	45.0	45.0	45.0	30.0	50.0	25.0	65.0	n/a	10.0	65.0	
Portioned Assessment	58,095	0	0	174,045	0	219,700	15,503	n/a	0	8,840	476,183
Rate / Levy / % Share Based on 2001 budget											
Special Levy Mill Rate	19.965	19.965	19.965	19.965	19.965	19.965	19.965	n/a	19.965	19.965	
Special Levy	$1,160	$0	$0	$3,475	$0	$4,386	$310	n/a	$0	$176	$9,507
Percentage Share	12.20%	0.00%	0.00%	36.55%	0.00%	46.13%	3.26%	n/a	0.00%	1.86%	100.00%

Minutes - Executive Policy Committee - March 20, 2002

Attachment - 2002 School Tax Levies and Mill Rates

"TOTAL SCHOOL DIVISIONS "

2002 SPECIAL LEVY MILL RATE

SCHEDULE "C"
SPECIAL LEVY : PAGE 12

BASED ON 2002 BUDGET REQUIREMENTS AND 2002 ASSESSMENTS

					----STATUTORY----		Institutional				
	Residential 1	Residential 2	Residential 3	Farm	Pipeline	Railways	Other	Higher Education	Recreational	Other	Total
2002 Assessment	14,960,204,059	1,811,813,819	939,882,850	71,191,421	12,068,000	87,806,450	95,964,010	314,720,550	36,731,550	6,070,866,890	24,401,249,599
Percentage Share	61.31%	7.43%	3.85%	0.29%	0.05%	0.36%	0.39%	1.29%	0.15%	24.88%	100.00%
Portions	45.0	45.0	45.0	26.0	50.0	25.0	65.0	52.0	10.0	65.0	
Portioned Assessment	6,732,094,615	815,316,584	422,949,258	18,509,770	6,034,000	21,951,615	62,376,612	163,654,686	3,673,155	3,946,063,719	12,192,624,014
Rate / Levy / % Share Based on 2002 budget											
Special Levy	157,850,354	19,610,609	10,022,236	427,703	131,819	519,165	1,354,050	3,989,568	77,544	95,412,005	289,395,053
Percentage Share	54.54%	6.78%	3.46%	0.15%	0.05%	0.18%	0.47%	1.38%	0.03%	32.96%	100.00%
2001 Assessment	14,422,453,541	1,597,773,541	922,672,009	71,969,536	11,170,800	89,533,650	429,059,970	n/a	34,584,840	5,300,672,117	22,879,890,004
Percentage Share	63.04%	6.98%	4.03%	0.31%	0.05%	0.39%	1.88%	n/a	0.15%	23.17%	100.00%
Portions	45.0	45.0	45.0	26.0	50.0	25.0	65.0	n/a	10.0	65.0	
Portioned Assessment	6,490,106,324	718,998,395	415,204,519	21,590,861	5,585,400	22,383,419	278,888,986	n/a	3,458,484	3,445,437,067	11,401,653,455
Rate / Levy / % Share Based on 2002 budget											
Special Levy	150,751,221	17,177,608	9,735,496	491,766	119,746	527,005	6,513,686		71,996	82,703,382	268,091,906
Percentage Share	56.23%	6.41%	3.63%	0.18%	0.04%	0.20%	2.43%		0.03%	30.85%	100.00%

Fin/tax/ bn/2002schsp
March 15/2002

Attachment - 2002 School Tax Levies and Mill Rates

2002 MILL RATES

Schedule "D"
Page 1 of 1

MILL RATES	Residential 1	Residential 2	Residential 3	Res-3 Sch-exmpt	Farm ESL- exmpt	Farm Sch-exmpt	Statutory Pipeline	Statutory Railways	Other	Institutional Higher Education	Municipal Only	Recreational	Other
2002 General Municipal	29.686	29.686	29.686	29.686	29.686	29.686	29.686	29.686	29.686	29.686	29.686	29.686	29.686
2002 Education Support	6.669	6.669	6.669	0.000	0.000	0.000	17.031	17.031	17.031	17.031	0.000	17.031	17.031
2002 Special Levy													
1 - Winnipeg	27.211	27.211	27.211	0.000	27.211	0.000	27.211	27.211	27.211	27.211	0.000	27.211	27.211
2 - St. James-Assiniboia	17.641	17.641	17.641	0.000	17.641	0.000	17.641	17.641	17.641	17.641	0.000	17.641	17.641
3 - Assiniboine South	22.809	22.809	22.809	0.000	22.809	0.000	22.809	22.809	22.809	22.809	0.000	22.809	22.809
4 - St. Boniface	22.110	22.110	22.110	0.000	22.110	0.000	22.110	22.110	22.110	22.110	0.000	22.110	22.110
5 - Fort Garry	23.105	23.105	23.105	0.000	23.105	0.000	23.105	23.105	23.105	23.105	0.000	23.105	23.105
6 - St Vital	22.110	22.110	22.110	0.000	22.110	0.000	22.110	22.110	22.110	22.110	0.000	22.110	22.110
9 - River East	22.867	22.867	22.867	0.000	22.867	0.000	22.867	22.867	22.867	22.867	0.000	22.867	22.867
10 - Seven Oaks	27.379	27.379	27.379	0.000	27.379	0.000	27.379	27.379	27.379	27.379	0.000	27.379	27.379
12 - Transcona - Springfield	21.098	21.098	21.098	0.000	21.098	0.000	21.098	21.098	21.098	21.098	0.000	21.098	21.098
14 - Seine River	22.563	22.563	22.563	0.000	22.563	0.000	22.563	22.563	22.563	22.563	0.000	22.563	22.563
21 - Interlake	20.068	20.068	20.068	0.000	20.068	0.000	20.068	20.068	20.068	20.068	0.000	20.068	20.068

2001 MILL RATES

MILL RATES	Residential 1	Residential 2	Residential 3	Res-3 Sch-exmpt	Farm ESL- exmpt	Farm Sch-exmpt	Statutory Pipeline	Statutory Railways	Other	Institutional Higher Education	Municipal Only	Recreational	Other
2001 General Municipal	32.140	32.140	32.140	32.140	32.140	32.140	32.140	32.140	32.140	n/a	32.140	32.140	32.140
2001 Education Support	7.913	7.913	7.913	0.000	0.000	0.000	17.834	17.834	17.834	n/a	0.000	17.834	17.834
2001 Special Levy													
1 - Winnipeg	27.243	27.243	27.243	0.000	27.243	0.000	27.243	27.243	27.243	n/a	0.000	27.243	27.243
2 - St. James-Assiniboia	17.188	17.188	17.188	0.000	17.188	0.000	17.188	17.188	17.188	n/a	0.000	17.188	17.188
3 - Assiniboine South	22.337	22.337	22.337	0.000	22.337	0.000	22.337	22.337	22.337	n/a	0.000	22.337	22.337
4 - St. Boniface	22.251	22.251	22.251	0.000	22.251	0.000	22.251	22.251	22.251	n/a	0.000	22.251	22.251
5 - Fort Garry	22.626	22.626	22.626	0.000	22.626	0.000	22.626	22.626	22.626	n/a	0.000	22.626	22.626
6 - St Vital	22.060	22.060	22.060	0.000	22.060	0.000	22.060	22.060	22.060	n/a	0.000	22.060	22.060
8 - Norwood	0.000	0.000	0.000	0.000	0.000	0.000	0.000	0.000	0.000	n/a	0.000	0.000	0.000
9 - River East	21.869	21.869	21.869	0.000	21.869	0.000	21.869	21.869	21.869	n/a	0.000	21.869	21.869
10 - Seven Oaks	26.788	26.788	26.788	0.000	26.788	0.000	26.788	26.788	26.788	n/a	0.000	26.788	26.788
12 - Transcona - Springfield	21.640	21.640	21.640	0.000	21.640	0.000	21.640	21.640	21.640	n/a	0.000	21.640	21.640
14 - Seine River	22.087	22.087	22.087	0.000	22.087	0.000	22.087	22.087	22.087	n/a	0.000	22.087	22.087
21 - Interlake	19.965	19.965	19.965	0.000	19.965	0.000	19.965	19.965	19.965	n/a	0.000	19.965	19.965

16-Mar-02

Attachment - 2002 School Tax Levies and Mill Rates

SCHEDULE "E" Page 1 of 2

Ratio of Municipal & Combined School Mill Rates for Residential Properties for the Period Covering 1995 to 2002 by School

School Division	1995		1996		1997		1998		1999		2000		2001		2002	
	Municipal	School & ESL	Municipal	School & ESL	Municipal	School & ESL	Municipal	School & ESL	Municipal	School & ESL	Municipal	School & ESL	Municipal	School & ESL	Municipal	School & ESL
1 - Winnipeg	52.39%	47.61%	51.42%	48.58%	51.07%	48.93%	50.30%	49.70%	49.49%	50.51%	48.63%	51.37%	47.76%	52.24%	46.70%	53.30%
2 - St. James_Assiniboia	58.88	41.12	58.57	41.43	59.12	40.88	58.87	41.13	58.46	41.54	57.40	42.60	56.15	43.85	54.98	45.02
3 - Assiniboine South	55.93	44.07	55.26	44.74	55.26	44.74	55.23	44.77	53.86	46.14	52.76	47.24	51.51	48.49	50.18	49.82
4 - St. Boniface	57.41	42.59	56.32	43.68	55.71	44.29	55.56	44.44	54.72	45.28	53.30	46.70	51.59	48.41	50.78	49.22
5 - Fort Garry	56.29	43.71	55.61	44.39	55.73	44.27	55.56	44.44	54.19	45.81	53.21	46.79	51.28	48.72	49.93	50.07
6 - St Vital	56.86	43.14	56.09	43.91	55.87	44.13	56.12	43.88	54.98	45.02	53.22	46.78	51.74	48.26	50.78	49.22
9 - River East	56.76	43.24	55.64	44.36	55.47	44.53	55.90	44.10	55.03	44.97	53.82	46.18	51.90	48.10	50.13	49.87
10 - Seven Oaks	54.59	45.41	53.98	46.02	53.36	46.64	52.50	47.50	51.35	48.65	49.73	50.27	48.08	51.92	46.58	53.42
12 - Transcona _ Springfield	57.08	42.92	55.29	44.71	55.63	44.37	55.53	44.47	55.08	44.92	53.85	46.15	52.10	47.90	51.67	48.33
14 - Seine River	58.32	41.68	57.93	42.07	56.95	43.05	56.14	43.86	54.76	45.24	53.21	46.79	51.72	48.28	50.39	49.61
21- Interlake	61.94	38.06	59.02	40.98	58.43	41.57	57.56	42.44	56.90	43.10	55.25	44.75	53.55	46.45	52.61	47.39

fin/tax/sys/bn/2002sch/school/%change in mill rate 95 to 2002

March 15/2002

Attachment - 2002 School Tax Levies and Mill Rates

SCHEDULE "E" Page 2 of 2

Ratio of Municipal & Combined School Mill Rates for Other Properties for the Period Covering 1995 to 2002 by School Division

School Division	1995		1996		1997		1998		1999		2000		2001		2002	
	Municipal	School & ESL	Municipal	School & ESL	Municipal	School & ESL	Municipal	School & ESL	Municipal	School & ESL	Municipal	School & ESL	Municipal	School & ESL	Municipal	School & ESL
1 - Winnipeg	44.78%	55.22%	44.19%	55.81%	44.20%	55.80%	43.70%	56.30%	43.17%	56.83%	42.48%	57.52%	41.62%	58.38%	40.16%	59.84%
2 - St. James_Assiniboia	49.44	50.56	49.36	50.64	50.11	49.89	50.02	49.98	49.85	50.15	49.02	50.98	47.85	52.15	46.13	53.87
3 - Assiniboine South	47.34	52.66	46.99	53.01	47.31	52.69	47.37	52.63	46.47	53.53	45.60	54.40	44.45	55.55	42.70	57.30
4 - St. Boniface	48.39	51.61	47.76	52.24	47.63	52.37	47.61	52.39	47.11	52.89	46.00	54.00	44.50	55.50	43.13	56.87
5 - Fort Garry	47.60	52.40	47.25	52.75	47.65	52.35	47.61	52.39	46.71	53.29	45.94	54.06	44.27	55.73	42.52	57.48
6 - St Vital	48.00	52.00	47.59	52.41	47.76	52.24	48.03	51.97	47.30	52.70	45.94	54.06	44.62	55.38	43.13	56.87
9 - River East	47.93	52.07	47.27	52.73	47.46	52.54	47.86	52.14	47.34	52.66	46.39	53.61	44.74	55.26	42.66	57.34
10 - Seven Oaks	46.38	53.62	46.07	53.93	45.91	54.09	45.35	54.65	44.59	55.41	43.31	56.69	41.87	58.13	40.06	59.94
12 - Transcona _ Springfield	48.16	51.84	47.01	52.99	47.58	52.42	47.59	52.41	47.37	52.63	46.41	53.59	44.88	55.12	43.77	56.23
14 - Seine River	49.04	50.96	48.91	51.09	48.54	51.46	48.04	51.96	47.13	52.87	45.94	54.06	44.60	55.40	42.85	57.15
21- Interlake	51.57	48.43	49.68	50.32	49.61	50.39	49.08	50.92	48.71	51.29	47.44	52.56	45.95	54.05	44.45	55.55

fin/tax/sys/bn/2002sch/school/%change in mill rate 95 to 2002
March 15/2002

Attachment - 2002 School Tax Levies and Mill Rates

Winnipeg School Division # 1
Residential Properties

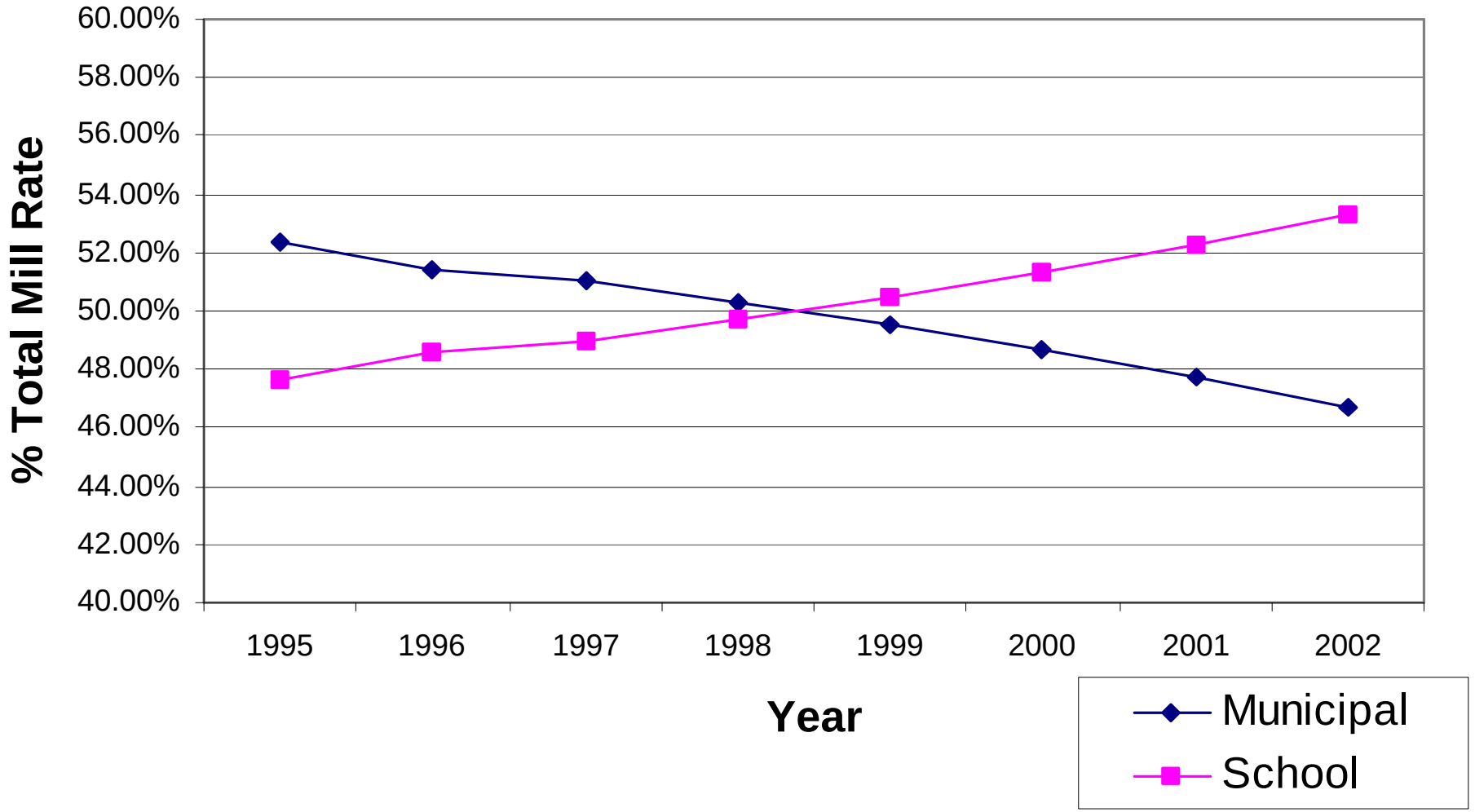

Attachment - 2002 School Tax Levies and Mill Rates

St. James Assiniboia School Division # 2
Residential Properties

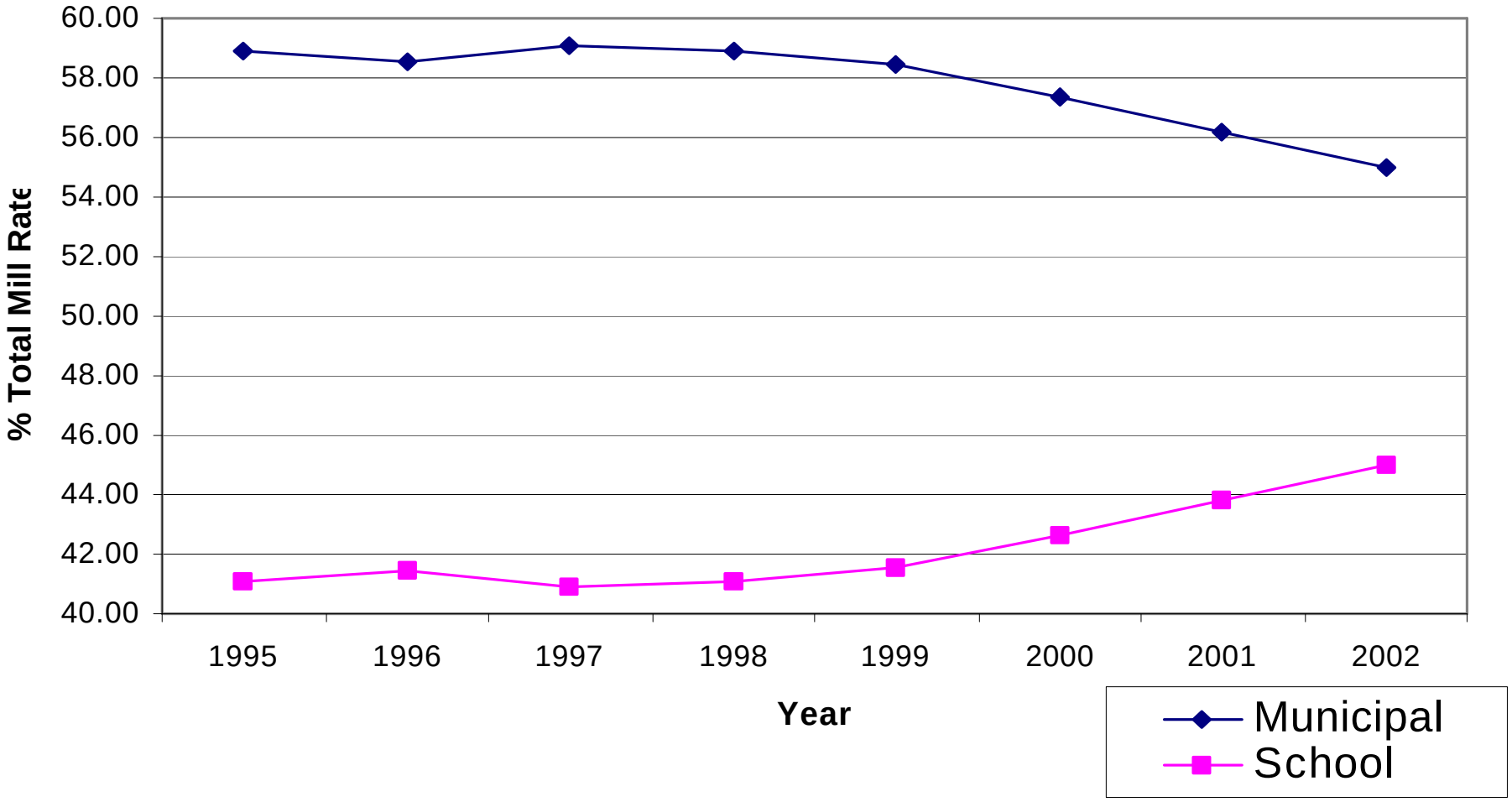

Attachment - 2002 School Tax Levies and Mill Rates

Assiniboine South School Division # 3
Residential Properties

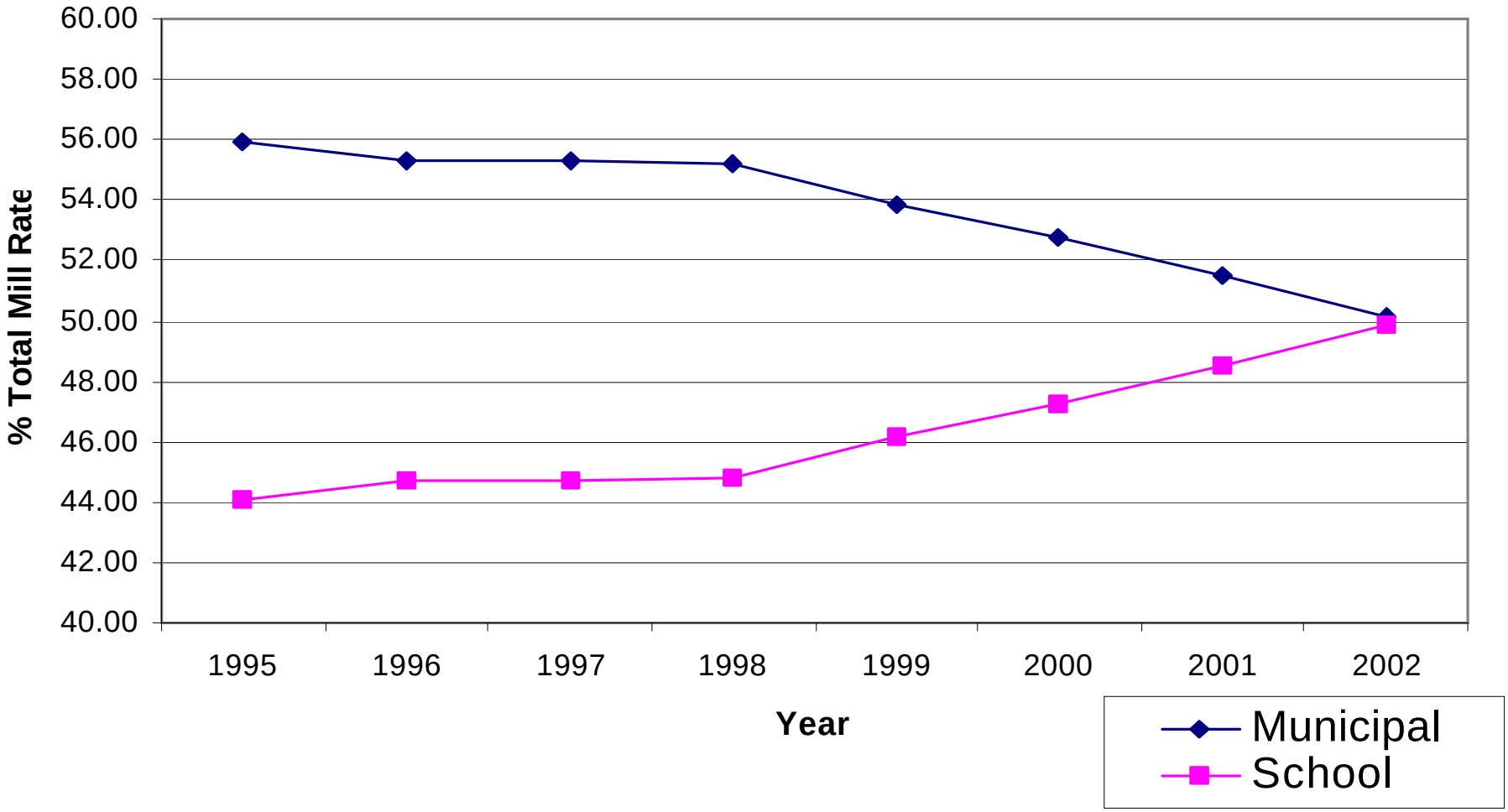

Attachment - 2002 School Tax Levies and Mill Rates

St. Boniface School Division # 4
Residential Properties

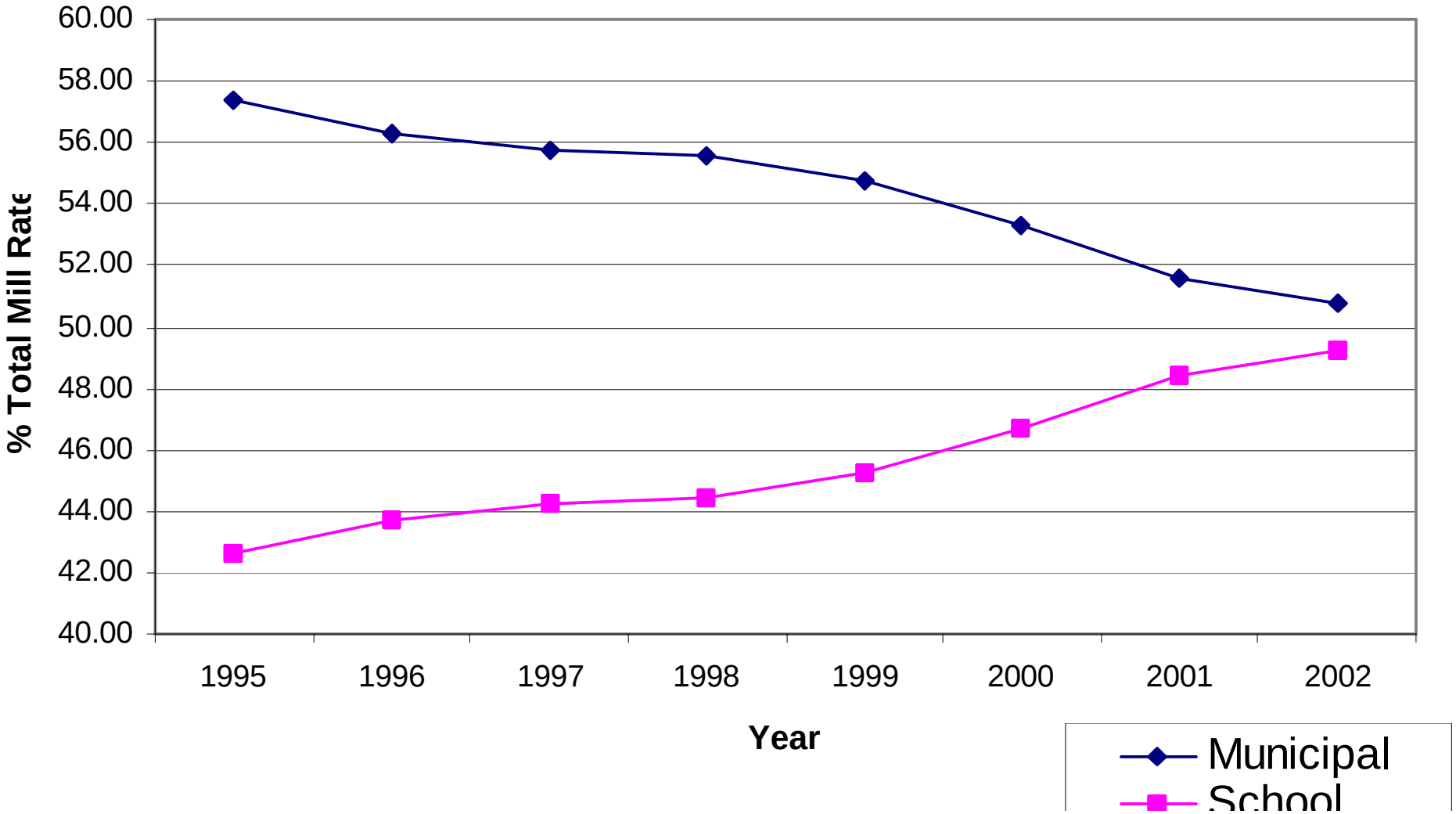

Attachment - 2002 School Tax Levies and Mill Rates

Fort Garry School Division # 5
Residential Properties

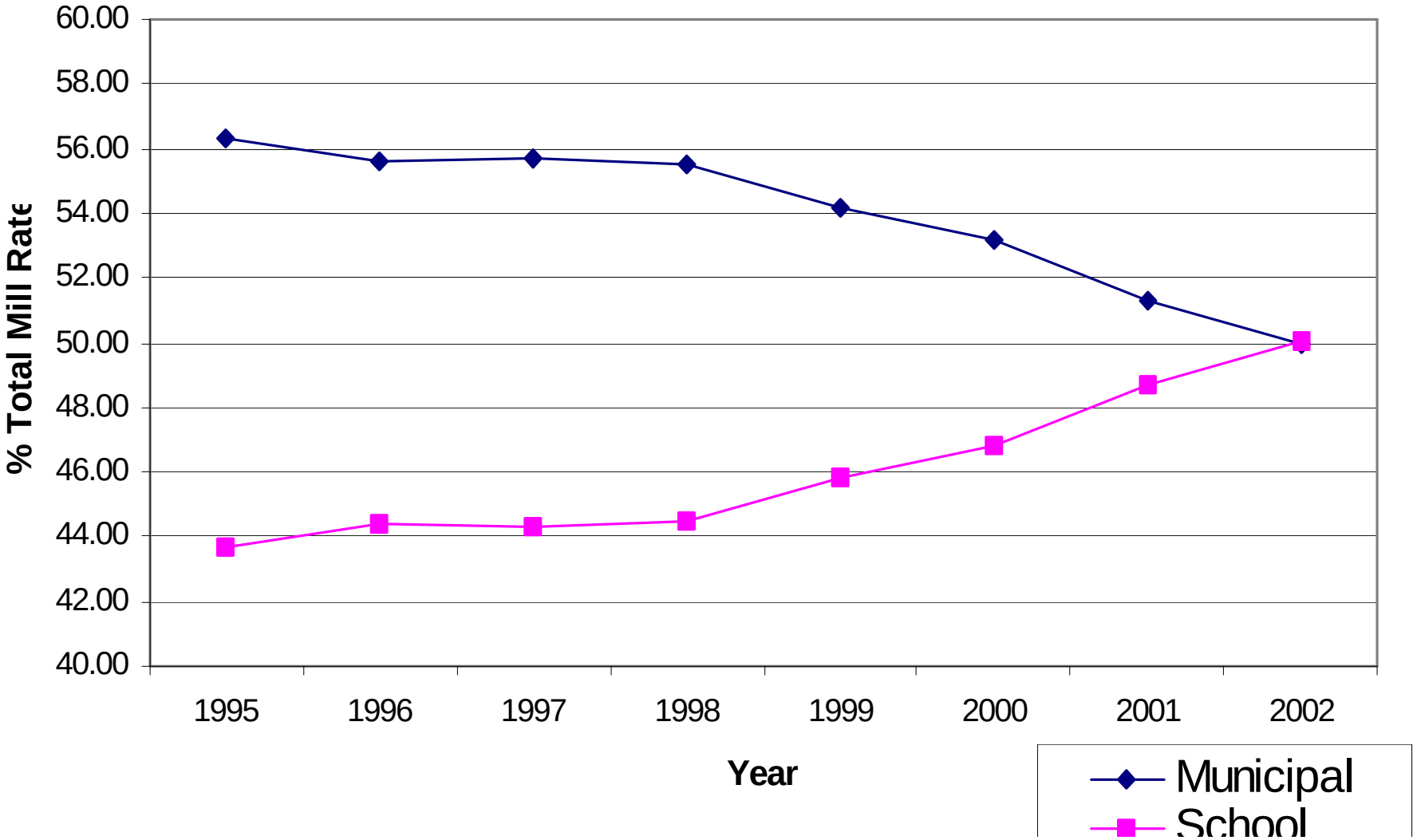

Attachment - 2002 School Tax Levies and Mill Rates

St. Vital School Division # 6
Residential Properties

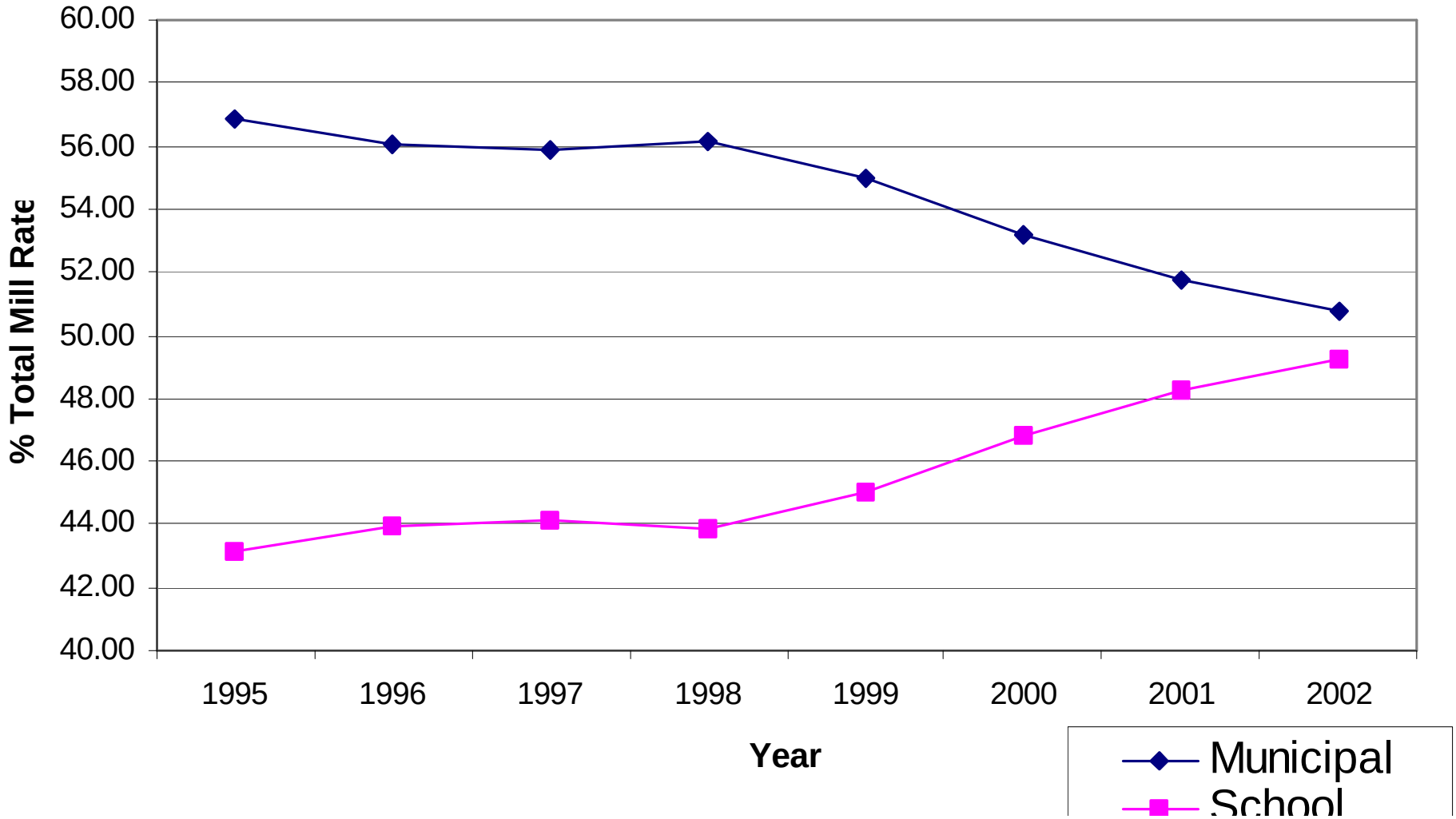

Attachment - 2002 School Tax Levies and Mill Rates

River East School Division # 9
Residential Properties

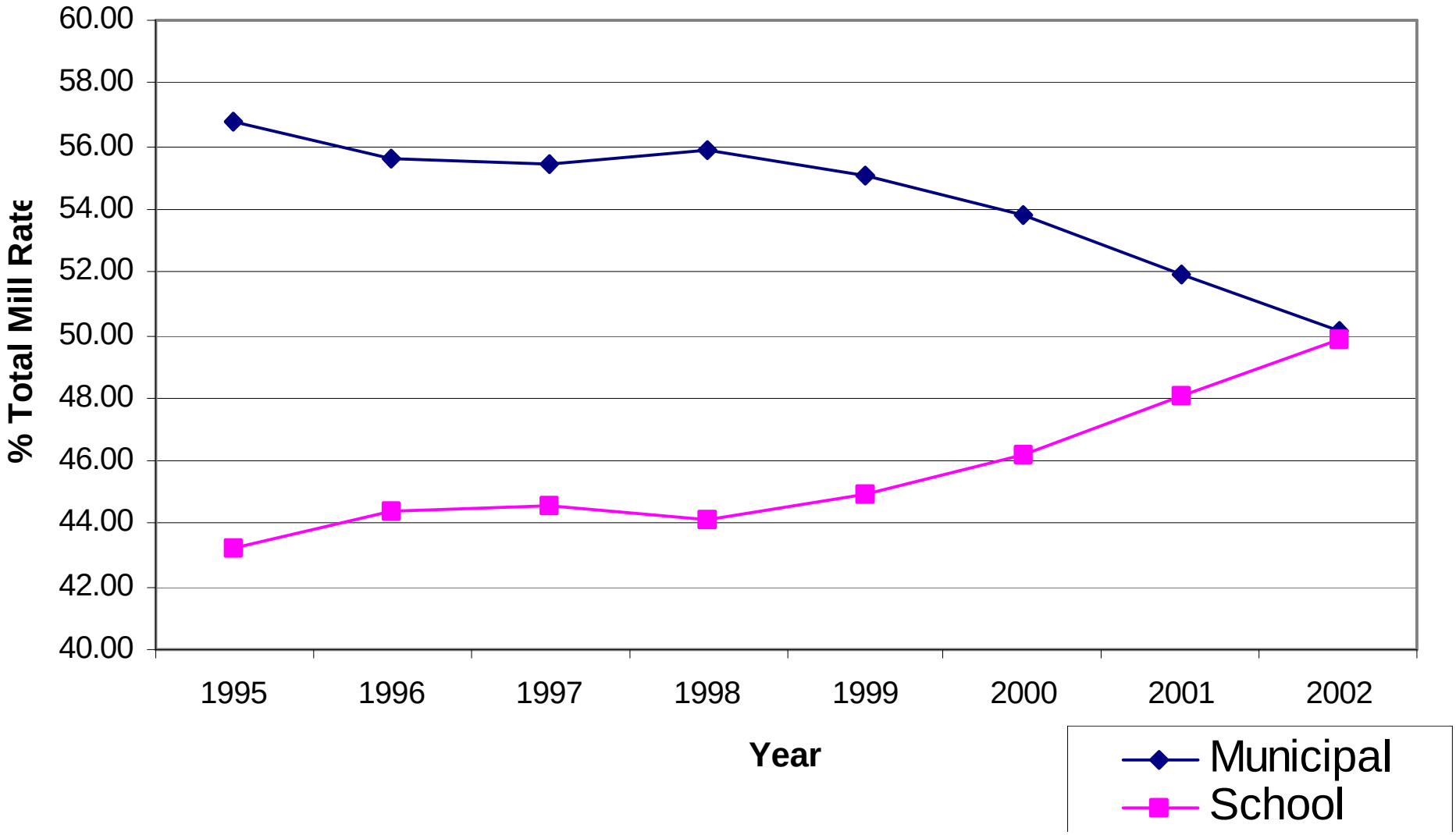

Attachment - 2002 School Tax Levies and Mill Rates

Seven Oaks School Division # 10
Residential Properties

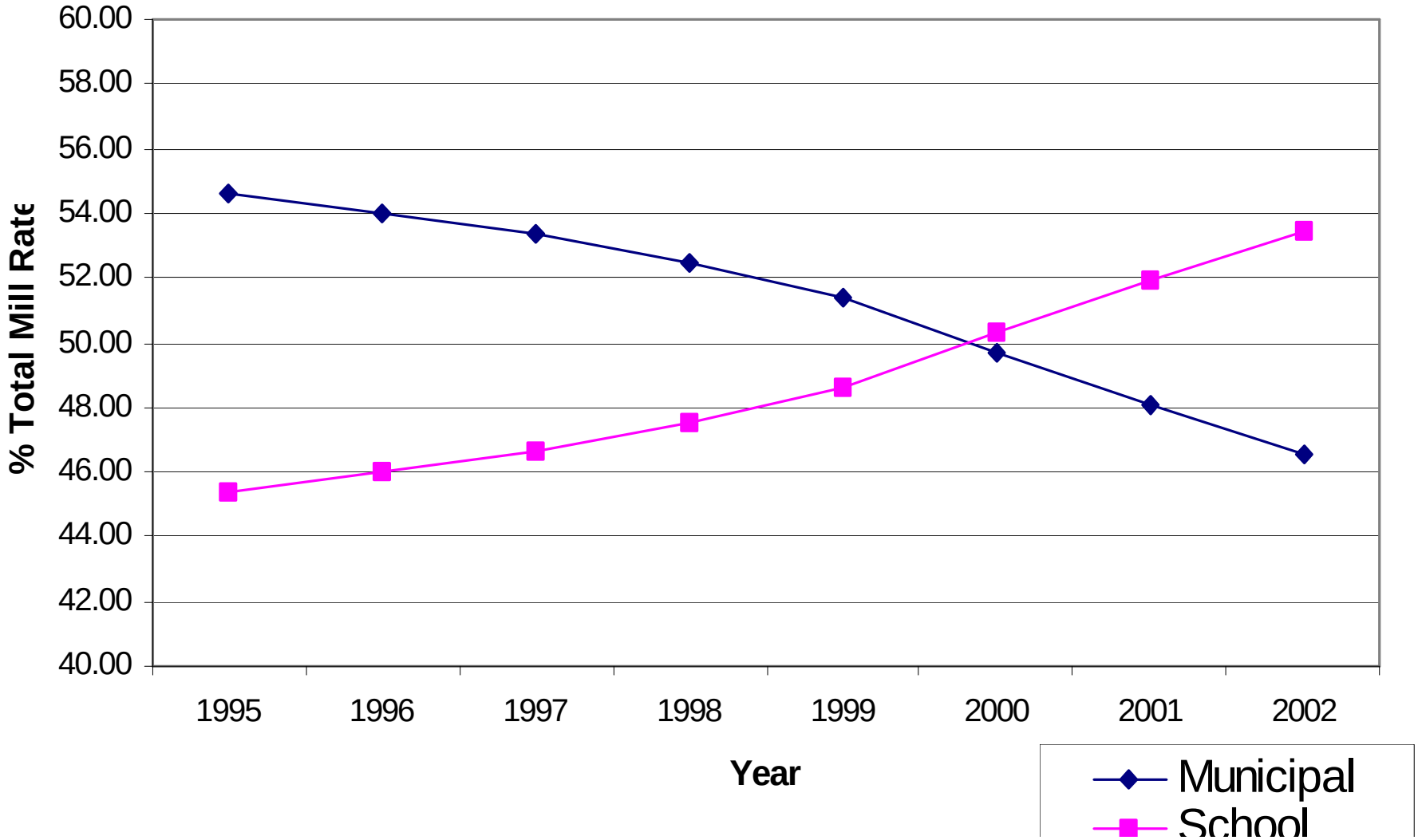

Attachment - 2002 School Tax Levies and Mill Rates

Transcona Springfield School Division # 12
Residential Properties

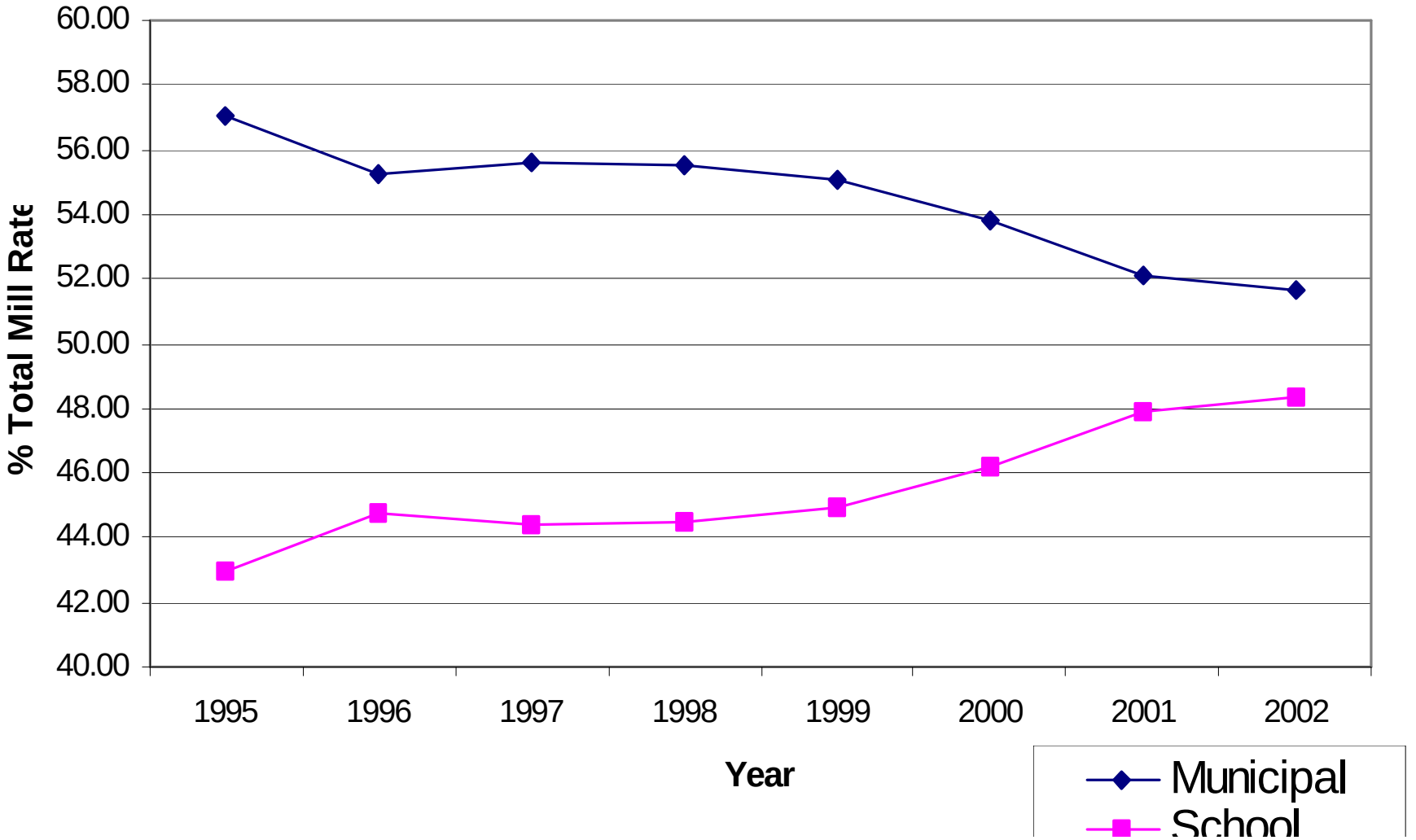

Attachment - 2002 School Tax Levies and Mill Rates

Seine River School Division # 14
Residential Properties

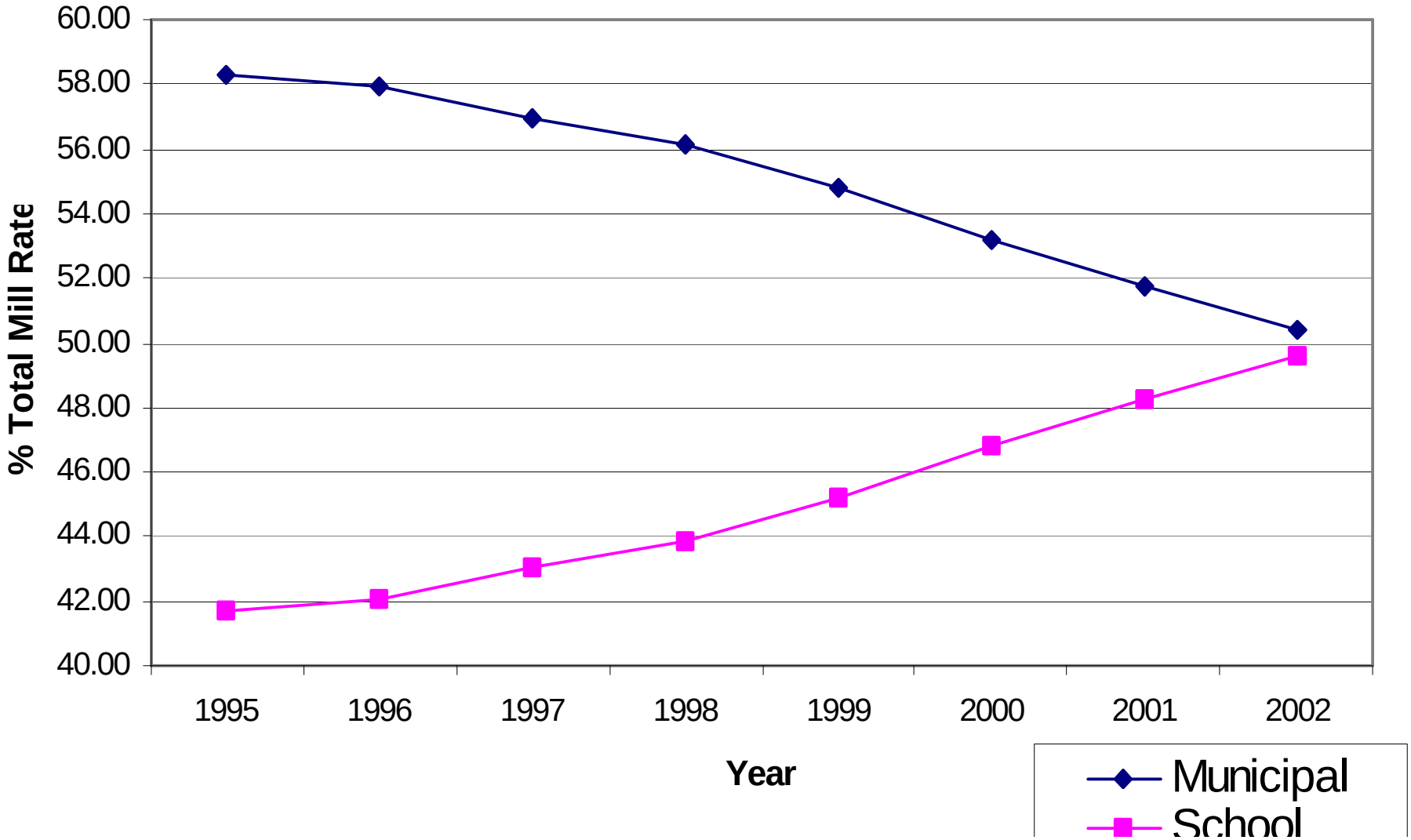

Attachment - 2002 School Tax Levies and Mill Rates

Interlake School Division # 21
Residential Properties

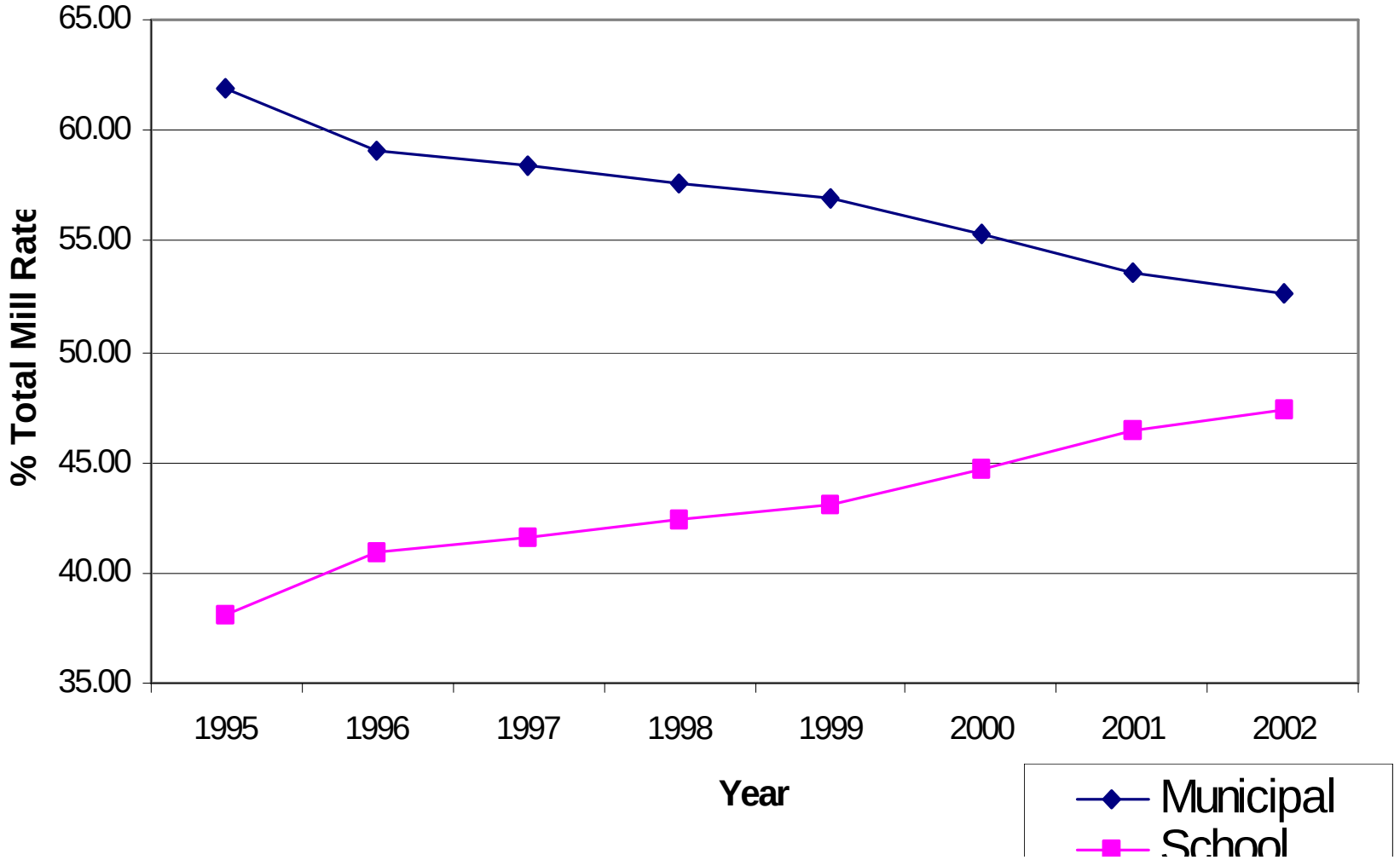

Attachment - 2002 School Tax Levies and Mill Rates

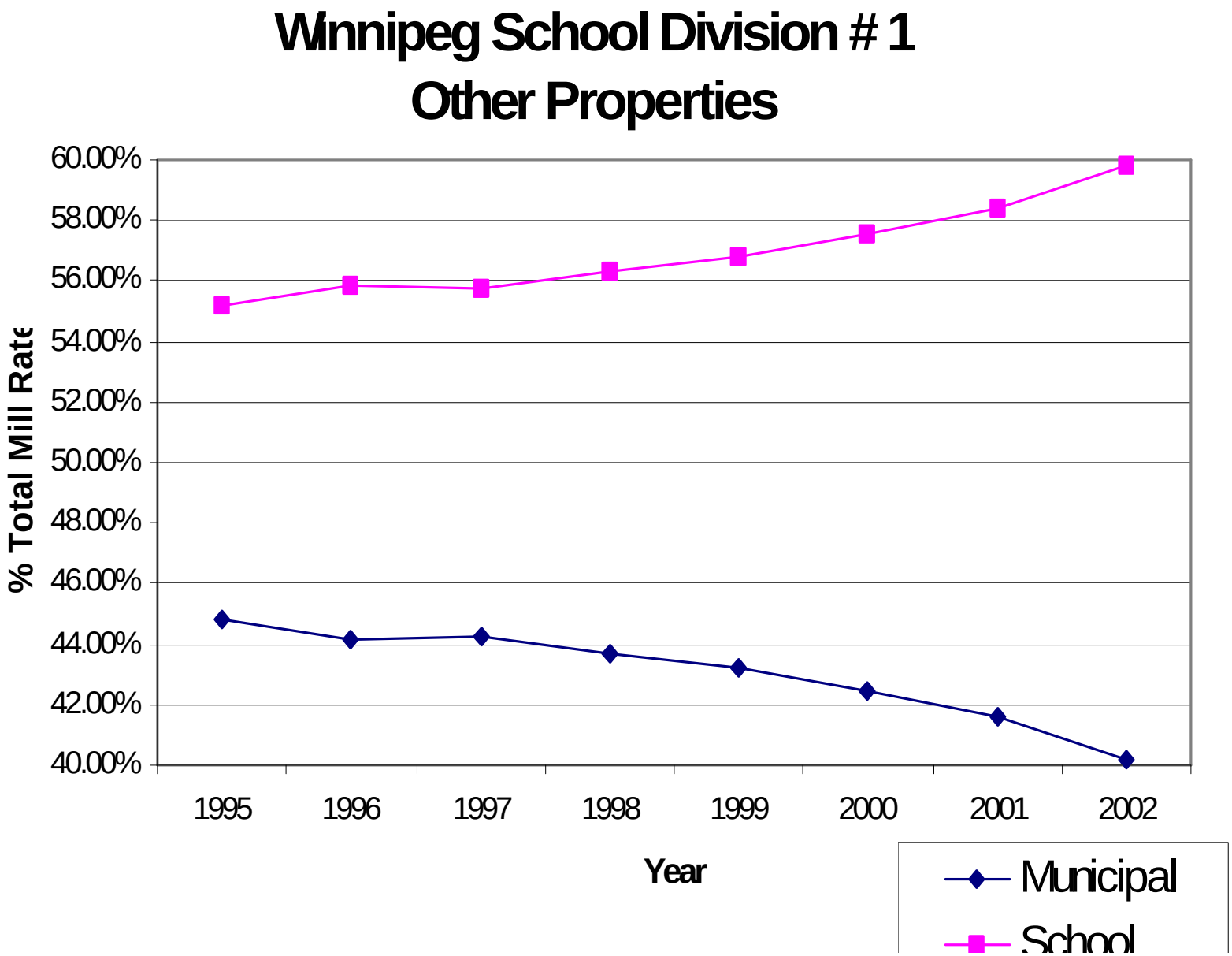

Attachment - 2002 School Tax Levies and Mill Rates

St. James Assiniboia School Division # 2
Other Properties

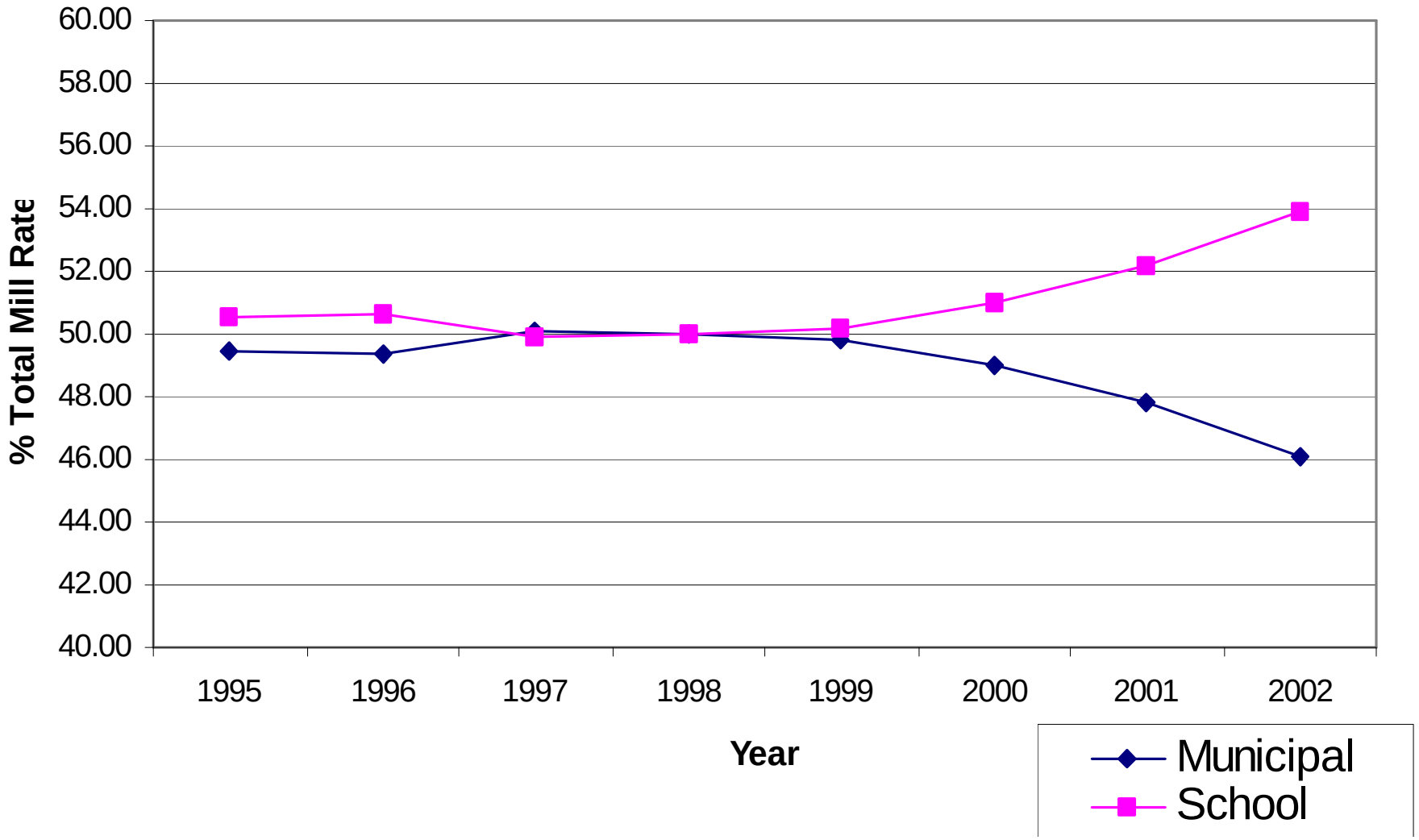

Attachment - 2002 School Tax Levies and Mill Rates

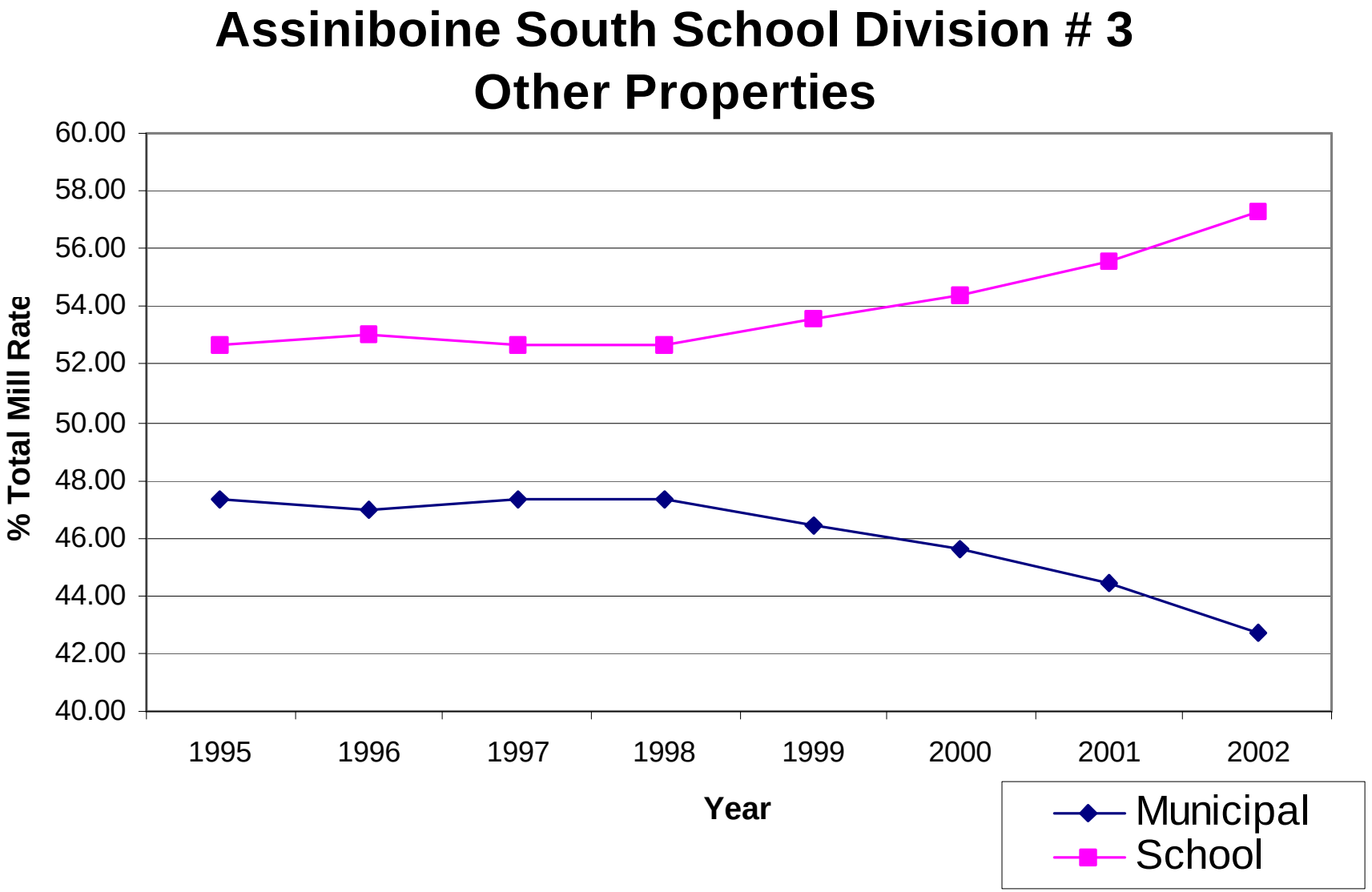

Attachment - 2002 School Tax Levies and Mill Rates

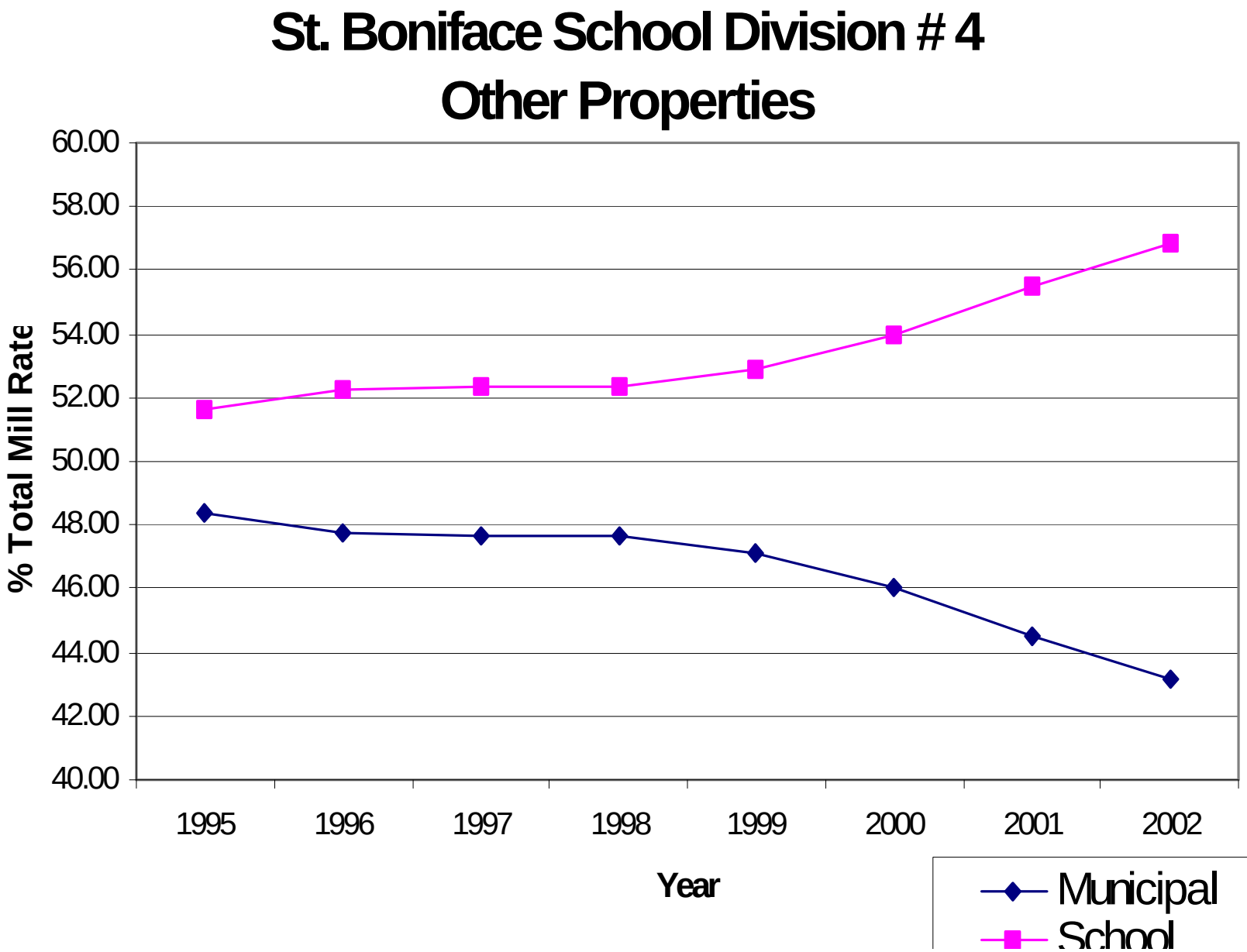

Attachment - 2002 School Tax Levies and Mill Rates

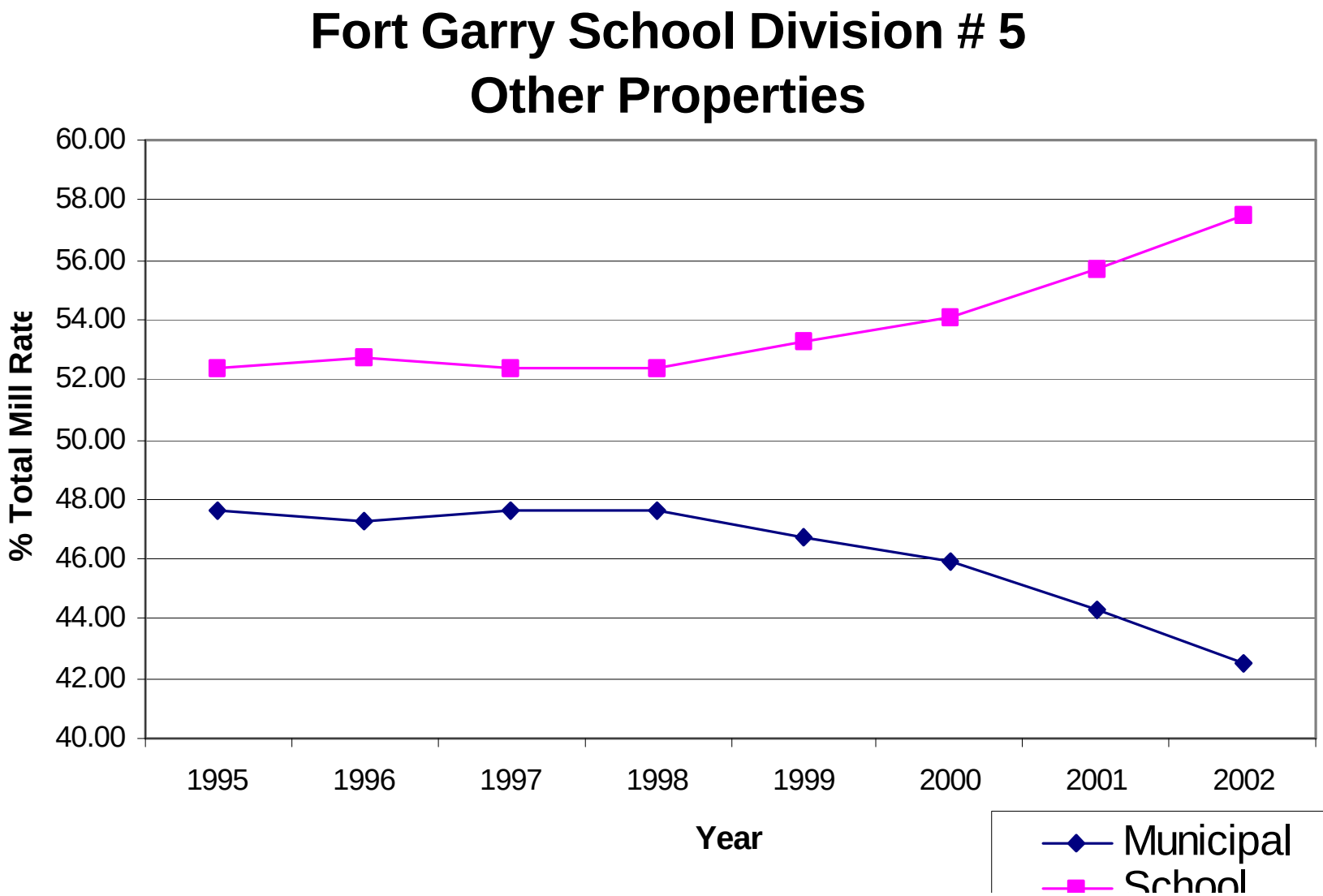

Attachment - 2002 School Tax Levies and Mill Rates

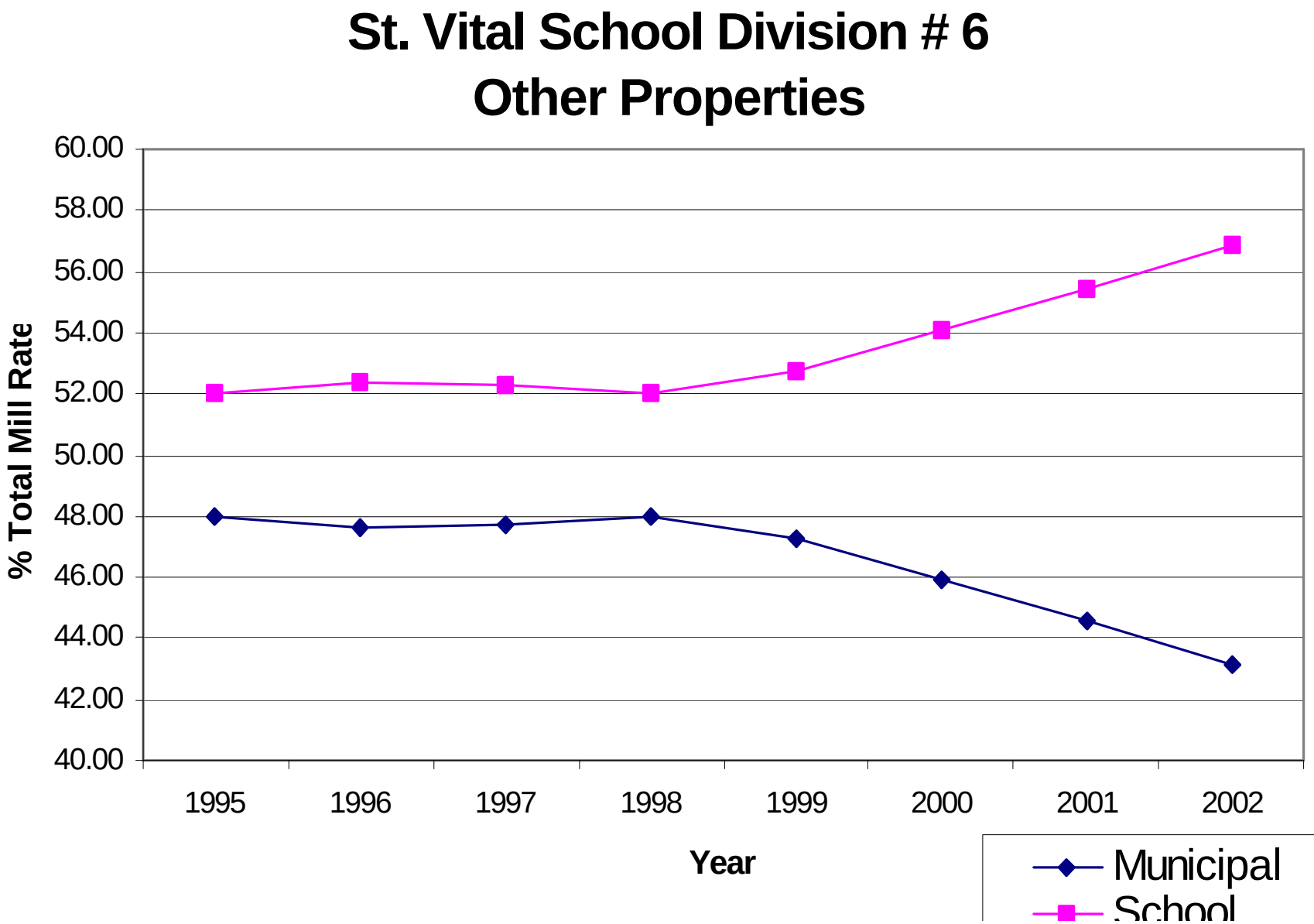

Attachment - 2002 School Tax Levies and Mill Rates

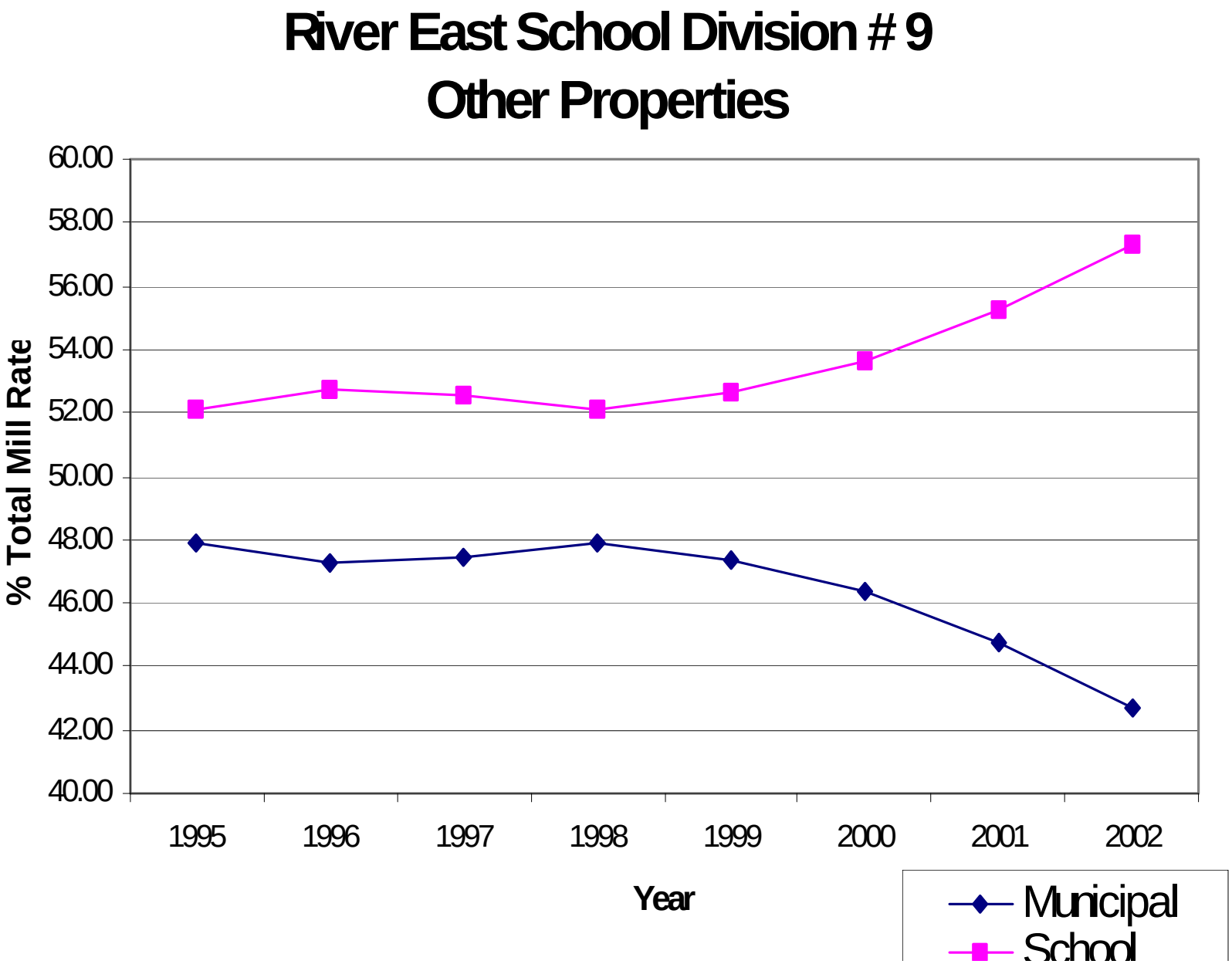

Attachment - 2002 School Tax Levies and Mill Rates

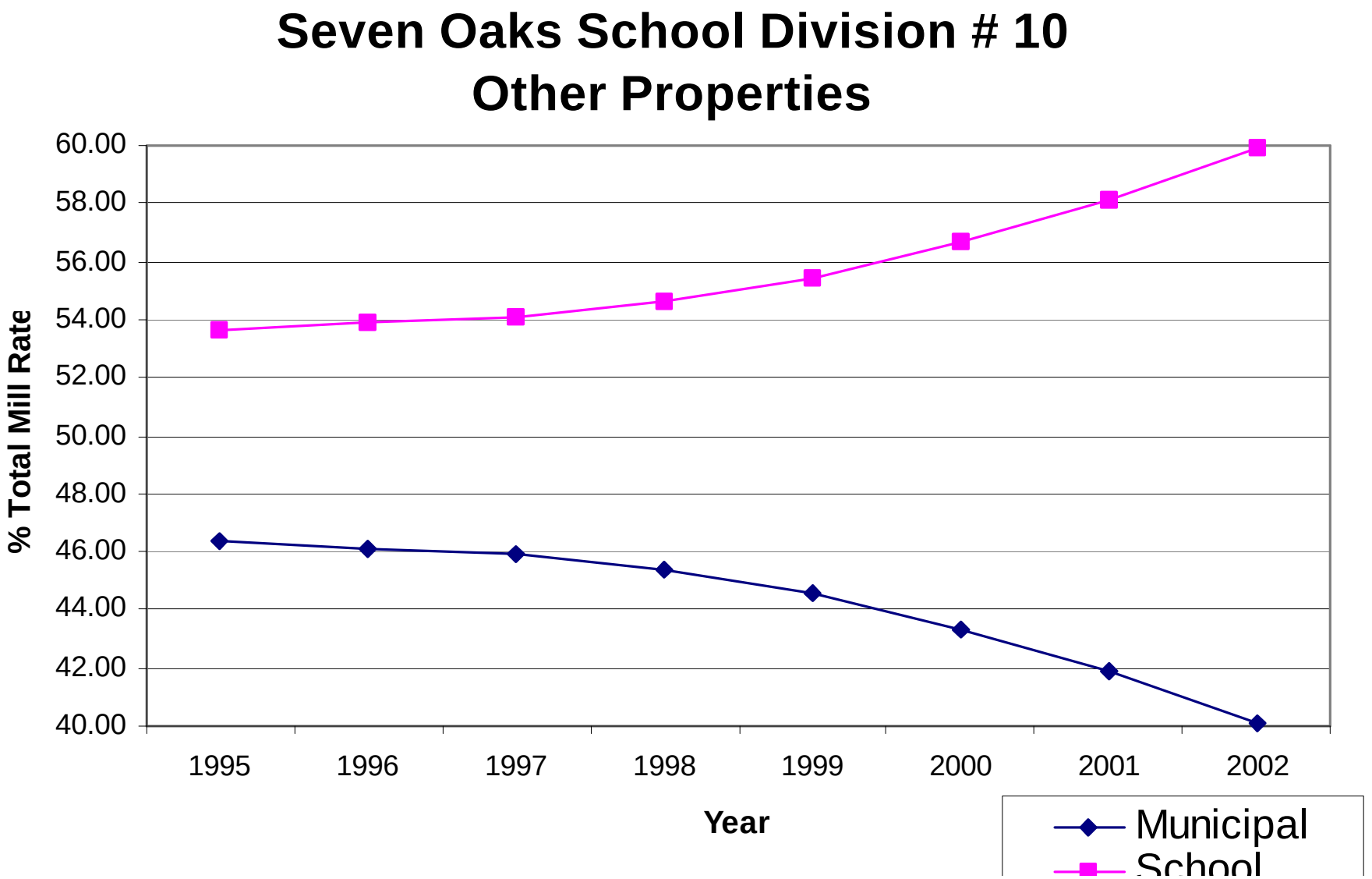

Attachment - 2002 School Tax Levies and Mill Rates

Transcona Springfield School Division # 12
Other Properties

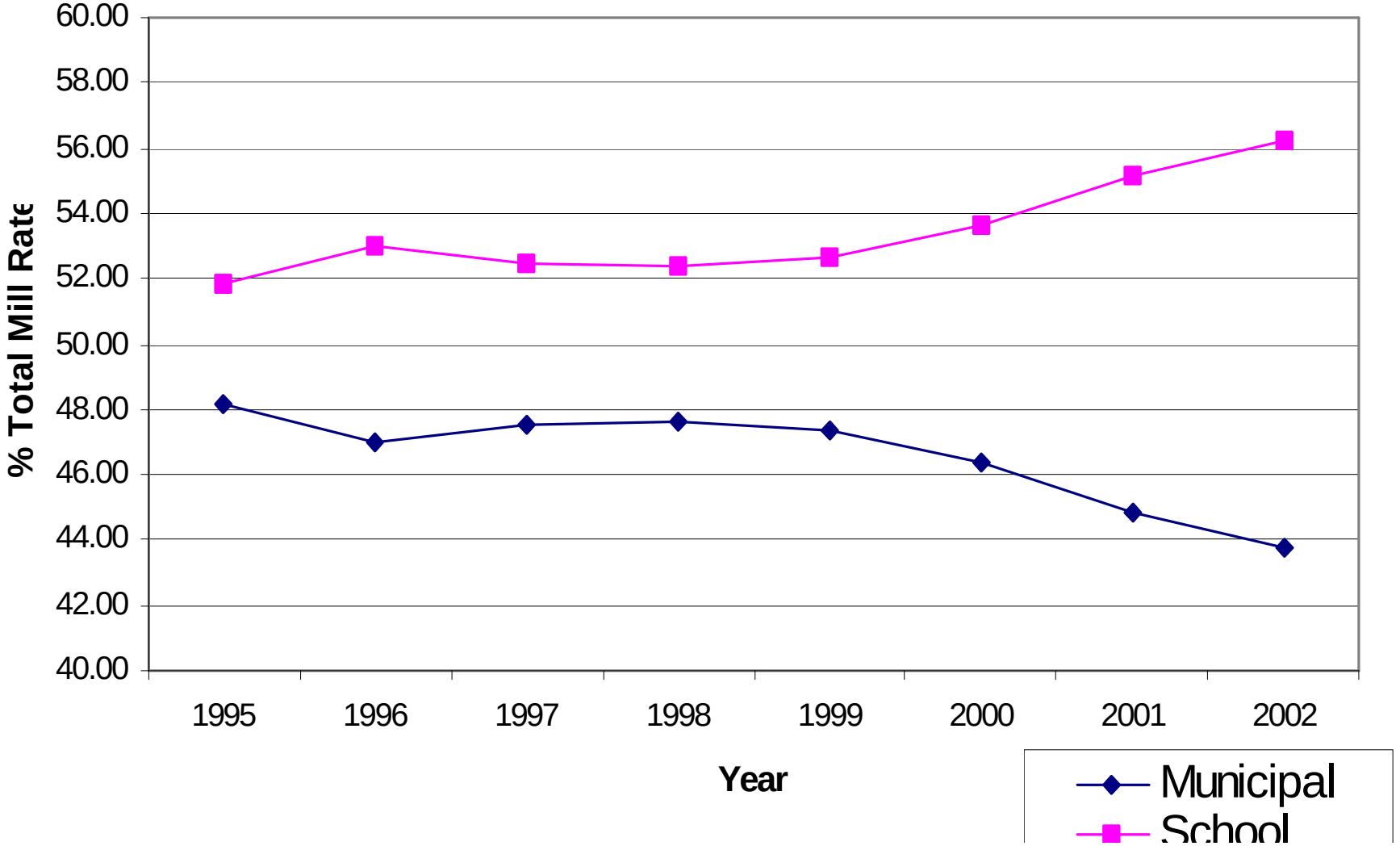

Seine River School Division # 14
Other Properties

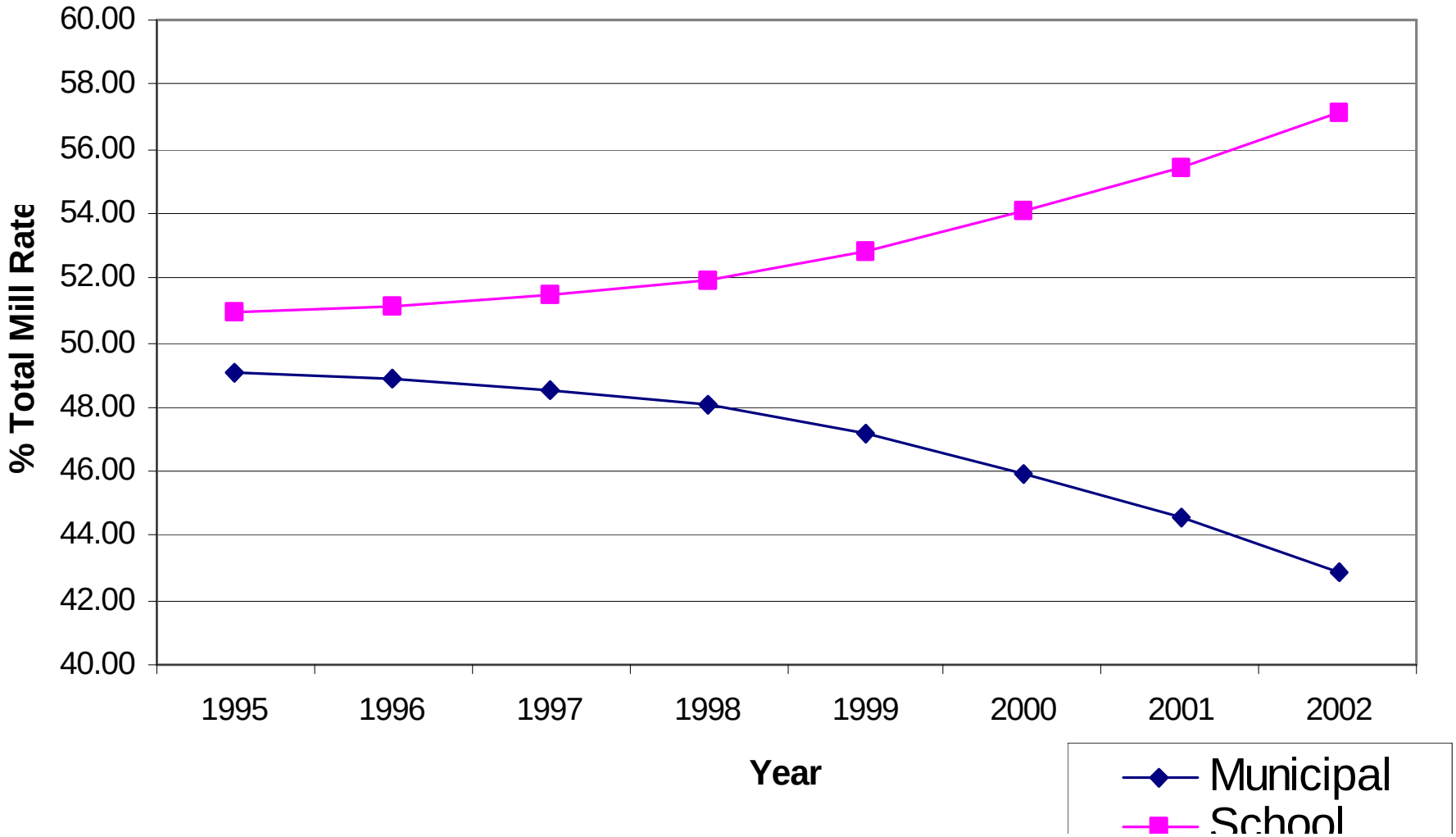

Attachment - 2002 School Tax Levies and Mill Rates

