Winnipeg

2016

PRELIMINARY BUDGET

Capital Project Detail

Volume 3





City of Winnipeg

2016
Preliminary Budget
Capital Project Detail
Volume 3

WINNIPEG, MANITOBA, CANADA

To view copies of this document, please contact:

The City of Winnipeg
Winnipeg, Manitoba
R3B 1B9

Telephone Number: 311

Toll Free : 1-877-311-4WPG(4974)

City of Winnipeg website: www.winnipeg.ca

Table of Contents

Capital Projects Summary ..... **Section 1**
Capital Project Detail ..... **Section 2**
Appendices ..... **Section 3**

Return to Table of Contents

Winnipeg

The City of Winnipeg

CAPITAL PROJECTS SUMMARY

2016
Preliminary Capital Budget

and

2017 to 2021
Five Year Forecast

Notes:

1. Capital budget amounts are estimates only and are subject to materials management policy (e.g. tenders, bids, and contract awards including Public Private Partnership proposals).

2. In the attached Capital Projects Listing, tax supported capital projects are financed by cash to capital unless another funding source is disclosed for the project. In addition, Manitoba Winnipeg Infrastructure Agreement funding amounts are not all allocated to individual capital projects. This unallocated provincial funding will offset cash to capital requirements in project budgets.

3. The Public Service uses a cost estimate classification system based on the Association for the Advancement of Cost Engineering (AACE) International Recommended Practices for capital budget estimates - see Appendix 2.

Table of Contents

Summary of Capital Program 1-1

Summary of Financing Sources 1-2

Tax Supported, Transit and Municipal Accommodations

Public Works 1-6

Community Services 1-11

Winnipeg Police Service 1-13

Fire Paramedic Service 1-14

Planning, Property and Development 1-15

Municipal Accommodations 1-16

City Clerks 1-18

Corporate Support Services 1-18

Assessment and Taxation 1-19

Other Projects 1-19

Transit 1-20

Water and Waste - General Capital Fund 1-21

Self-Supporting Utilities

Waterworks System 1-22

Sewage Disposal System 1-24

Solid Waste Disposal System 1-26

Return to Project Summary
Table of Contents

CAPITAL PROJECTS SUMMARY *(in Thousands of $)*	PRELIMINARY CAPITAL						6 YEAR TOTAL
	Budget	FORECAST					
	2016	2017	2018	2019	2020	2021	2016 - 2021
SUMMARY OF CAPITAL PROGRAM							
Public Works	**310,615**	**142,280**	**153,595**	**137,197**	**151,056**	**149,486**	**1,044,229**
Water and Waste - General Capital Fund	**4,925**	**5,900**	**5,250**	**4,700**	**5,000**	**3,000**	**28,775**
Community Services and Community Incentive Grants	**19,995**	**16,034**	**16,960**	**16,767**	**13,491**	**21,589**	**104,836**
Winnipeg Police Service	**13,197**	**23,488**	**5,872**	**4,767**	**3,020**	**7,069**	**57,413**
Fire Paramedic Service	**5,794**	**17,276**	**8,056**	**8,381**	**5,258**	**8,606**	**53,371**
Planning, Property and Development	**5,034**	**5,933**	**5,768**	**7,534**	**5,456**	**3,799**	**33,524**
City Clerks	**1,750**	**2,100**	**1,450**	**1,000**	**1,000**	**1,200**	**8,500**
Corporate Support Services	**5,523**	**4,043**	**2,996**	**1,651**	**2,951**	**2,935**	**20,099**
Assessment and Taxation	**3,000**	**3,870**	**3,320**	**3,350**	**3,200**	**3,350**	**20,090**
Other Projects	**550**						**550**
Total Tax Supported	**370,383**	**220,924**	**203,267**	**185,347**	**190,432**	**201,034**	**1,371,387**
Municipal Accommodations	**10,496**	**14,760**	**11,192**	**8,924**	**8,953**	**8,697**	**63,022**
Transit	**43,881**	**25,981**	**31,468**	**41,336**	**37,034**	**38,346**	**218,046**
Total Tax Supported, Transit and Municipal Accommodations	**424,760**	**261,665**	**245,927**	**235,607**	**236,419**	**248,077**	**1,652,455**
Self-Supporting Utilities							
Waterworks System	**45,320**	**35,320**	**32,083**	**21,895**	**25,416**	**30,185**	**190,219**
Sewage Disposal System	**702,450**	**52,387**	**86,781**	**59,515**	**62,547**	**56,345**	**1,020,025**
Solid Waste Disposal System	**6,150**	**9,750**	**4,000**	**2,900**	**3,850**	**2,950**	**29,600**
Total Self-Supporting Utilities	**753,920**	**97,457**	**122,864**	**84,310**	**91,813**	**89,480**	**1,239,844**
TOTAL CAPITAL PROGRAM	**1,178,680**	**359,122**	**368,791**	**319,917**	**328,232**	**337,557**	**2,892,299**

Return to Project Summary
Table of Contents

CAPITAL PROJECTS SUMMARY *(in Thousands of $)*	PRELIMINARY CAPITAL						6 YEAR TOTAL
	Budget	FORECAST					
	2016	2017	2018	2019	2020	2021	2016 - 2021
SUMMARY OF FINANCING SOURCES							
Cash to Capital	76,228	78,778	80,278	70,778	72,778	74,778	453,618
Frontage Levy	10,000	10,000	11,000	11,000	11,000	11,000	64,000
Public Private Partnership Annual Service / Financing Payments	(28,018)	(27,978)	(27,970)	(24,704)	(45,099)	(45,294)	(199,063)
Reserves:							
- Transit Bus Replacement	6,516	8,994	9,335	9,346	9,565	9,960	53,716
- Southwest Rapid Transitway (Stage 2) and Pembina Highway Underpass Payment					22,050	22,150	44,200
- Water Main Renewal	19,000	19,500	19,500	20,000	20,500	22,000	120,500
- Sewer System Rehabilitation	16,900	17,800	18,200	19,500	20,500	21,500	114,400
- Environmental Projects	30,648	19,800	32,764	32,300	35,784	21,518	172,814
- Land Operating	26,007	3,240	2,665	1,700	1,700	1,700	37,012
- Commitment	200						200
- Computer Replacement	1,061	306	126		608	146	2,247
- Local Street Renewal	18,375	22,410	27,310	32,210	37,110	42,010	179,425
- Regional Street Renewal	13,405	18,003	22,903	27,803	32,703	37,603	152,420
- Economic Development Investment	1,826	2,549	3,417	2,770			10,562
Interim Financing (Repayment)	(16,642)	(2,870)	(95)	(95)	(95)		(19,797)
Contributions from Other Levels of Government:							
- Federal Gas Tax	41,950	41,950	43,948	43,948	43,948	43,948	259,692
- Veterans Affairs Canada	200	200	150	150	150	170	1,020
- Building Canada Fund (Federal Government)	45,875						45,875
- Manitoba Winnipeg Infrastructure Agreement (MWIA) / Provincial Funding for Road Improvements	40,416	38,166	30,316	36,666	36,666	36,666	218,896
- Manitoba Winnipeg Infrastructure Fund - Extension	5,000	5,000	5,000	5,000			20,000
- Provincial Road Investment Fund	9,000	9,000	9,000				27,000
- Provincial Funding for Waverley Street at CN Mainline (Rivers) Grade Separation	45,875						45,875
- Building Manitoba Fund	17,840	17,840	17,840	15,040	10,840	10,840	90,240
- Transfer from Prior Year Surplus - Manitoba Winnipeg Infrastructure Fund	100	3,900					4,000

CAPITAL PROJECTS SUMMARY *(in Thousands of $)*	PRELIMINARY CAPITAL						6 YEAR TOTAL
	Budget	FORECAST					
	2016	2017	2018	2019	2020	2021	2016 - 2021
Other Funders:							
- Developer Funding / Developer Capacity Charges	500	500	500				1,500
- CN Rail Cost Sharing	7,500						7,500
- Sponsorship / Sponsor Winnipeg		95	95	95	95		380
Retained Earnings - Transit	5,082						5,082
Retained Earnings - Utilities	105,486	30,657	48,400	10,210	15,029	24,462	234,244
Debt	681,682	33,756	14,109	6,200	2,400	2,400	740,547
Waterways Fund - Fund 002 (formerly - Riverbank Management Committee Fund)	622						622
Transfers from Other Capital Accounts / Surplus Capital	12,546	7,526					20,072
TOTAL FINANCING SOURCES	1,195,180	359,122	368,791	319,917	328,232	337,557	2,908,799
Public Private Partnership Authorization	(16,500)						(16,500)
TOTAL CAPITAL PROGRAM	1,178,680	359,122	368,791	319,917	328,232	337,557	2,892,299

CAPITAL PROJECTS SUMMARY *(in Thousands of $)*	PRELIMINARY CAPITAL						6 YEAR TOTAL
	Budget	FORECAST					
	2016	2017	2018	2019	2020	2021	2016 - 2021
FINANCING SOURCES							
Tax Supported, Transit and Municipal Accommodations							
Cash to Capital	**76,228**	**78,778**	**80,278**	**70,778**	**72,778**	**74,778**	**453,618**
Frontage Levy	**10,000**	**10,000**	**11,000**	**11,000**	**11,000**	**11,000**	**64,000**
Public Private Partnership Annual Service / Financing Payments	**(28,018)**	**(27,978)**	**(27,970)**	**(24,704)**	**(45,099)**	**(45,294)**	**(199,063)**
Reserves:							
- Transit Bus Replacement	**6,516**	**8,994**	**9,335**	**9,346**	**9,565**	**9,960**	**53,716**
- Southwest Rapid Transitway (Stage 2) and Pembina Highway Underpass Payment					**22,050**	**22,150**	**44,200**
- Economic Development Investment	**1,826**	**2,549**	**3,417**	**2,770**			**10,562**
- Land Operating	**26,007**	**3,240**	**2,665**	**1,700**	**1,700**	**1,700**	**37,012**
- Commitment	**200**						**200**
- Computer Replacement	**1,061**	**306**	**126**		**608**	**146**	**2,247**
- Local Street Renewal	**18,375**	**22,410**	**27,310**	**32,210**	**37,110**	**42,010**	**179,425**
- Regional Street Renewal	**13,405**	**18,003**	**22,903**	**27,803**	**32,703**	**37,603**	**152,420**
Interim Financing (Repayment)	**(16,642)**	**(2,870)**	**(95)**	**(95)**	**(95)**		**(19,797)**
Contributions from Other Levels of Government:							
- Federal Gas Tax	**41,950**	**41,950**	**43,948**	**43,948**	**43,948**	**43,948**	**259,692**
- Veterans Affairs Canada	**200**	**200**	**150**	**150**	**150**	**170**	**1,020**
- Building Canada Fund (Federal Government)	**45,875**						**45,875**
- Manitoba Winnipeg Infrastructure Agreement (MWIA) / Provincial Funding for Road Improvements	**40,416**	**38,166**	**30,316**	**36,666**	**36,666**	**36,666**	**218,896**
- Manitoba Winnipeg Infrastructure Fund - Extension	**5,000**	**5,000**	**5,000**	**5,000**			**20,000**
- Provincial Road Investment Fund	**9,000**	**9,000**	**9,000**				**27,000**
- Building Manitoba Fund	**17,840**	**17,840**	**17,840**	**15,040**	**10,840**	**10,840**	**90,240**
- Provincial Funding for Waverley Street at CN Mainline (Rivers) Grade Separation	**45,875**						**45,875**
- Transfer from Prior Year Surplus - Manitoba Winnipeg Infrastructure Fund	**100**	**3,900**					**4,000**
Other Funders:							
- Developer Funding / Developer Capacity Charges	**500**	**500**	**500**				**1,500**
- CN Rail Cost Sharing	**7,500**						**7,500**
- Sponsorship / Sponsor Winnipeg		**95**	**95**	**95**	**95**		**380**
Debt	**99,796**	**24,056**	**10,109**	**3,900**	**2,400**	**2,400**	**142,661**
Retained Earnings - Transit	**5,082**						**5,082**
Waterways Fund - Fund 002 (formerly - Riverbank Management Committee Fund)	**622**						**622**
Transfers from Other Capital Accounts / Surplus Capital	**12,546**	**7,526**					**20,072**
Sub-Total	**441,260**	**261,665**	**245,927**	**235,607**	**236,419**	**248,077**	**1,668,955**
Public Private Partnership Authorization	**(16,500)**						**(16,500)**
Total Tax Supported, Transit and Municipal Accommodations	**424,760**	**261,665**	**245,927**	**235,607**	**236,419**	**248,077**	**1,652,455**

CAPITAL PROJECTS SUMMARY *(in Thousands of $)*	PRELIMINARY CAPITAL						6 YEAR TOTAL
	Budget	FORECAST					
	2016	2017	2018	2019	2020	2021	2016 - 2021
Self-Supporting Utilities							
Reserves:							
- Sewer System Rehabilitation	**16,900**	**17,800**	**18,200**	**19,500**	**20,500**	**21,500**	**114,400**
- Water Main Renewal	**19,000**	**19,500**	**19,500**	**20,000**	**20,500**	**22,000**	**120,500**
- Environmental Projects	**30,648**	**19,800**	**32,764**	**32,300**	**35,784**	**21,518**	**172,814**
Retained Earnings - Utilities	**105,486**	**30,657**	**48,400**	**10,210**	**15,029**	**24,462**	**234,244**
Debt	**581,886**	**9,700**	**4,000**	**2,300**			**597,886**
Total Self-Supporting Utilities	**753,920**	**97,457**	**122,864**	**84,310**	**91,813**	**89,480**	**1,239,844**
TOTAL FINANCING SOURCES	**1,178,680**	**359,122**	**368,791**	**319,917**	**328,232**	**337,557**	**2,892,299**

CAPITAL PROJECTS SUMMARY *(in Thousands of $)*	PAGE NO.	PRELIMINARY CAPITAL Budget 2016	FORECAST 2017	2018	2019	2020	2021	6 YEAR TOTAL 2016 - 2021
CAPITAL PROJECTS LISTING								
PUBLIC WORKS								
Active Transportation Facilities								
Recreational Walkways and Bicycle Paths - Various Locations	2-1	**1,300**	**1,500**	**1,500**	**1,500**	**1,500**	**1,500**	**8,800**
New Regional Sidewalks	2-3	**1,000**	**1,200**	**1,200**	**1,200**	**1,200**	**1,200**	**7,000**
New Non-Regional Sidewalks	2-4	**300**	**500**	**500**	**500**	**500**	**500**	**2,800**
Bicycle Corridors	2-5	**1,500**	**2,000**	**2,200**	**2,200**	**2,200**	**2,200**	**12,300**
Pedestrian and Cycling Grade Separations	2-6		**1,000**					**1,000**
Total Active Transportation Facilities		**4,100**	**6,200**	**5,400**	**5,400**	**5,400**	**5,400**	**31,900**
Regional Streets								
Street Improvements								
Developer Payback - Various Locations								
- Cash to Capital			**10,865**	**800**		**16,113**		**27,778**
- Transfer from Corporate Non-Specified Capital Account			**1,600**					**1,600**
Total Developer Payback - Various Locations	2-7		**12,465**	**800**		**16,113**		**29,378**
Tuxedo Yards Development								
- Economic Development Investment Reserve	2-8	**1,826**	**2,549**	**3,417**	**2,770**			**10,562**
Transportation Master Plan	2-9			**250**	**250**	**250**	**250**	**1,000**
Transportation Management Centre	2-10	**1,000**						**1,000**
Traffic Signals Improvements	2-11	**1,030**	**1,030**	**1,030**	**1,030**	**1,030**	**1,030**	**6,180**
Traffic Signals Loops	2-12	**250**	**250**	**250**	**250**	**250**	**250**	**1,500**
Traffic Engineering Improvements - Various Locations	2-13	**1,900**	**1,900**	**1,900**	**1,900**	**1,900**	**1,900**	**11,400**
Kenaston Boulevard - Ness Avenue to Taylor Avenue	2-14	**100**	**100**	**100**	**100**	**100**	**100**	**600**
Henderson Highway North of Gilmore to City Limit	2-15			**700**				**700**
Preliminary / Detailed Design for Building Canada Fund Projects	2-16	**2,200**						**2,200**
Inner-Ring Road - Functional Design	2-17			**2,000**	**2,000**	**2,000**		**6,000**
Total Street Improvements		**8,306**	**18,294**	**10,447**	**8,300**	**21,643**	**3,530**	**70,520**

CAPITAL PROJECTS SUMMARY *(in Thousands of $)*	PAGE NO.	PRELIMINARY CAPITAL Budget 2016	FORECAST 2017	2018	2019	2020	2021	6 YEAR TOTAL 2016 - 2021
Regional and Local Street Renewal - First charge against 2016 Capital Budget of up to $1 million for the Granular Lane Improvement Program (Council September 30, 2015)								
- Cash to Capital		**22,868**	**13,876**	**15,128**	**10,147**	**7,026**	**14,649**	**83,694**
- Frontage Levy							**5,000**	**5,000**
- Federal Gas Tax		**12,029**	**12,104**	**13,886**	**17,236**	**18,936**	**18,886**	**93,077**
- Provincial Building Manitoba Fund - Roads		**14,000**	**14,000**	**14,000**	**7,000**	**7,000**	**7,000**	**63,000**
- Provincial Road Investment Fund		**9,000**	**9,000**	**9,000**				**27,000**
- Provincial Manitoba Winnipeg Infrastructure Fund		**5,000**	**5,000**	**5,000**	**5,000**			**20,000**
- Local Street Renewal Reserve / Interest		**18,375**	**22,410**	**27,310**	**32,210**	**37,110**	**42,010**	**179,425**
- Regional Street Renewal Reserve / Interest		**13,405**	**18,003**	**22,903**	**27,803**	**32,703**	**37,603**	**152,420**
- External Debt		**6,900**						**6,900**
- Transfer from Corporate Non-Specified Capital Account		**3,584**						**3,584**
Total Regional and Local Street Renewal	2-18	**105,161**	**94,393**	**107,227**	**99,396**	**102,775**	**125,148**	**634,100**
Waterway Crossings and Grade Separations								
Waverley Street at CN Mainline (Rivers) Grade Separation								
- Provincial Government Funding		**45,875**						**45,875**
- Building Canada Fund (Federal Government)		**45,875**						**45,875**
- External Debt		**63,332**						**63,332**
Total Waverley Street at CN Mainline (Rivers) Grade Separation	2-24	**155,082**						**155,082**
Louise Bridge (Red River)	2-25	**500**						**500**
CPR Yards Functional Crossing Study - between McPhillips Street and Main Street	2-26	**2,000**						**2,000**
Fermor Avenue Bridge (Seine River)								
- Frontage Levy	2-27	**1,000**	**1,200**	**10,100**	**6,700**			**19,000**
Saskatchewan Avenue Culvert (Sturgeon Creek)								
- Cash to Capital				**7,100**				**7,100**
- Frontage Levy		**1,000**	**1,000**	**900**				**2,900**
Total Saskatchewan Avenue Culvert (Sturgeon Creek)	2-28	**1,000**	**1,000**	**8,000**				**10,000**

CAPITAL PROJECTS SUMMARY *(in Thousands of $)*	PAGE NO.	PRELIMINARY CAPITAL Budget 2016	FORECAST 2017	2018	2019	2020	2021	6 YEAR TOTAL 2016 - 2021
Ness Avenue Culvert (Sturgeon Creek) - First charge on 2016 Capital Budget of up to $11 million (Council July 15, 2015)								
- Frontage Levy		**4,000**						**4,000**
- Provincial Funding for Road Improvements		**4,000**						**4,000**
Total Ness Avenue Culvert (Sturgeon Creek)	2-29	**8,000**						**8,000**
Saskatchewan Avenue Bridge (Omand's Creek) - First charge on 2016 Capital Budget of up to $2.3 million (Council July 15, 2015)								
- Cash to Capital		**300**						**300**
- Frontage Levy		**1,000**						**1,000**
- Provincial Funding for Road Improvements		**1,000**						**1,000**
Total Saskatchewan Avenue Bridge (Omand's Creek)	2-30	**2,300**						**2,300**
Lyndale Drive - Retaining Wall Rehabilitation								
- Cash to Capital		**250**						**250**
- Frontage Levy			**3,500**					**3,500**
- Provincial Funding for Road Improvements		**250**	**1,500**					**1,750**
Total Lyndale Drive - Retaining Wall Rehabilitation	2-31	**500**	**5,000**					**5,500**
Osborne Street Underpass								
- Frontage Levy					**1,250**			**1,250**
- Provincial Funding for Road Improvements					**1,250**			**1,250**
Total Osborne Street Underpass	2-32				**2,500**			**2,500**
Dublin Avenue Bridge (Omand's Creek)								
- Cash to Capital				**700**				**700**
- Frontage Levy					**700**	**6,800**		**7,500**
Total Dublin Avenue Bridge (Omand's Creek)	2-33			**700**	**700**	**6,800**		**8,200**
Sherwin Road Bridge (Omand's Creek)								
- Cash to Capital					**700**			**700**
- Frontage Levy						**2,800**		**2,800**
Total Sherwin Road Bridge (Omand's Creek)	2-34				**700**	**2,800**		**3,500**
Pembina Highway Overpass (Bishop Grandin) Rehabilitation								
- Frontage Levy	2-35					**1,000**	**2,000**	**3,000**
St. James Bridge South Bound								
- Frontage Levy	2-36		**3,245**		**2,163**			**5,408**

CAPITAL PROJECTS SUMMARY *(in Thousands of $)*	PAGE NO.	PRELIMINARY CAPITAL Budget 2016	FORECAST 2017	2018	2019	2020	2021	6 YEAR TOTAL 2016 - 2021
St. Vital Bridge Rehabilitation								
- Frontage Levy	2-37						1,000	1,000
Waterway Crossing and Grade Separations - Annual Program								
- Cash to Capital			1,945	3,000	2,813	2,600		10,358
- Frontage Levy		3,000	1,055		187	400	3,000	7,642
Total Waterway Crossing and Grade Separations - Annual Program	2-38	3,000	3,000	3,000	3,000	3,000	3,000	18,000
Disraeli Bridge and Overpass Facility - First charge on 2016 Capital Budget of up to $3,000,000 (Council December 9, 2015)								
- Cash to Capital		950	910	865	662	650	550	4,587
- Federal Gas Tax		17,450	17,415	17,385	14,238	12,550	12,700	91,738
- Public Private Partnership Annual Service / Financing Payments		(11,859)	(11,909)	(11,959)	(11,993)	(12,014)	(12,064)	(71,798)
- Debt servicing - repayment of debt		(6,541)	(6,416)	(6,291)	(2,907)	(1,186)	(1,186)	(24,527)
Total Disraeli Bridge and Overpass Facility	2-39							
Charleswood Bridge								
- Cash to Capital		1,478	1,478	1,478	1,478	1,478	1,478	8,868
- Public Private Partnership Lease Payments		(1,478)	(1,478)	(1,478)	(1,478)	(1,478)	(1,478)	(8,868)
Total Charleswood Bridge	2-41							
Plessis Road Twinning and Grade Separation at CN Rail								
- Cash to Capital		3,000						3,000
- CN Rail Cost Sharing		7,500						7,500
Total Plessis Road Twinning and Grade Separation at CN Rail	2-42	10,500						10,500
Total Waterway Crossings and Grade Separations		183,882	13,445	21,800	15,763	13,600	6,000	254,490
New Transportation Facilities								
Chief Peguis Trail - Henderson Highway to Lagimodiere Boulevard - First charge on 2016 Capital Budget of up to $1,560,000 (Council December 9, 2015)								
- Cash to Capital		785	860	950	1,193	1,250	1,395	6,433
- Federal Gas Tax		6,365	6,325	6,280	6,077	6,065	5,965	37,077
- Public Private Partnership Annual Service / Financing Payments		(6,171)	(6,206)	(6,251)	(6,291)	(6,336)	(6,381)	(37,636)
- Debt servicing - repayment of debt		(979)	(979)	(979)	(979)	(979)	(979)	(5,874)
Total Chief Peguis Trail - Henderson Highway to Lagimodiere Boulevard	2-43							
Total New Transportation Facilities								

CAPITAL PROJECTS SUMMARY *(in Thousands of $)*	PAGE NO.	PRELIMINARY CAPITAL Budget 2016	FORECAST 2017	2018	2019	2020	2021	6 YEAR TOTAL 2016 - 2021
Other Streets Projects								
Asset Management System - Various Divisions	2-45		100	100	100	100	100	500
Land Drainage Sewers - Regional / Local Streets	2-46	700	1,000	1,000	1,000	300	300	4,300
Land Acquisition - Transportation Right of Way	2-47	300	300	300	300	300	300	1,800
Total Other Streets Projects		1,000	1,400	1,400	1,400	700	700	6,600
TOTAL STREETS PROJECTS		302,449	133,732	146,274	130,259	144,118	140,778	997,610
Parks and Open Space								
Reforestation - Improvements	2-48	766	766	766	383	383	383	3,447
Athletic Fields - Improvements	2-49	200	200	200	200	200	200	1,200
Parks - Improvements	2-50	850	700	755	655	655	655	4,270
Regional and Community Parks - Buildings	2-51	1,200	1,300	850	950	950	370	5,620
Off Leash Dog Park Master Plan	2-53	100						100
Hardsurface Upgrading	2-54	150	150	150	150	150	150	900
Parks and Recreation Enhancement Program	2-55	3,300	3,300	3,300	3,300	3,300	3,300	19,800
Insect Control - Replace 3 Grey Street Operations Building	2-56		732					732
Urban Forest Enhancement Program	2-57	1,300	1,300	1,300	1,300	1,300	1,300	7,800
Bridgwater Forest Fountain Restoration	2-58	100						100
Regional Parks Investment Strategy	2-59	200	100					300
Kilcona Park Master Plan	2-60						2,350	2,350
Total Parks and Open Space		8,166	8,548	7,321	6,938	6,938	8,708	46,619
TOTAL PUBLIC WORKS		310,615	142,280	153,595	137,197	151,056	149,486	1,044,229

Return to Project Summary
Table of Contents

CAPITAL PROJECTS SUMMARY *(in Thousands of $)*	PAGE NO.	PRELIMINARY CAPITAL Budget 2016	FORECAST 2017	2018	2019	2020	2021	6 YEAR TOTAL 2016 - 2021
COMMUNITY SERVICES								
Community Incentive Grant Program	2-61	**1,665**	**1,698**	**1,732**	**1,767**	**1,802**	**1,838**	**10,502**
Library Facility Safety, Security and Accessibility Improvements Program	2-62	**256**	**312**	**318**	**324**	**330**	**336**	**1,876**
Library Interior Infrastructure Replacement Program	2-63	**150**	**300**	**306**	**312**	**318**	**325**	**1,711**
Library Technology Upgrade and Replacement Program	2-64	**350**	**500**	**510**	**520**	**530**	**541**	**2,951**
Library Refurbishment and Redevelopment Program - Existing Infrastructure	2-65	**250**	**500**	**510**	**520**	**530**	**541**	**2,851**
Millennium Library "Maker Space" Project	2-66	**500**						**500**
Library Facility Redevelopment - St. Vital Library	2-67	**107**						**107**
Library Facility Redevelopment - River Heights Library								
- External Debt	2-69	**5,060**						**5,060**
Library Facility Redevelopment - West Kildonan Library	2-70						**2,000**	**2,000**
Library Facility Redevelopment - St. James Library								
- External Debt	2-71			**6,492**				**6,492**
Waverley West Library	2-72		**100**			**7,586**		**7,686**
Library Refurbishment and Redevelopment Program - Existing Infrastructure: Cornish Library								
- Cash to Capital			**366**					**366**
- Interim Financing from the General Capital Fund (Repayment)		**1,100**	**(1,100)**					**-**
- External Debt			**734**					**734**
Total Library Refurbishment and Redevelopment Program - Existing Infrastructure: Cornish Library	2-73	**1,100**						**1,100**
Library Refurbishment and Redevelopment Program - Existing Infrastructure: St. John's Library								
- Cash to Capital			**366**					**366**
- Interim Financing from the General Capital Fund (Repayment)		**1,100**	**(1,100)**					**-**
- External Debt			**734**					**734**
Total Library Refurbishment and Redevelopment Program - Existing Infrastructure: St. John's Library	2-74	**1,100**						**1,100**
Tyndall Park - Feasibility Study								
- Transfer from Prior Year Surplus - Manitoba Winnipeg Infrastructure Fund (MWIF 2008, 2009 & 2010)	2-75	**100**						**100**
Recreational Facility Safety, Security and Accessibility Improvements Program	2-76	**153**	**156**	**159**	**162**	**165**	**168**	**963**

CAPITAL PROJECTS SUMMARY *(in Thousands of $)*	PAGE NO.	PRELIMINARY CAPITAL Budget 2016	FORECAST 2017	2018	2019	2020	2021	6 YEAR TOTAL 2016 - 2021
Fitness Equipment Upgrade Program	2-77	**239**	**222**	**233**	**227**	**230**	**235**	**1,386**
Recreation Equipment Program	2-78		**608**		**400**		**400**	**1,408**
East Elmwood Leisure Centre Amenities and Equipment	2-79	**208**						**208**
Recreation Facility Replacement - New Infrastructure	2-80	**300**	**3,800**		**7,000**		**5,000**	**16,100**
Recreation Refurbishment and Redevelopment Program - Existing Infrastructure	2-82						**2,000**	**2,000**
Pan Am Pool	2-83	**1,400**						**1,400**
Boni-Vital Pool	2-84				**100**		**5,880**	**5,980**
Spray Pad Development - Old Ex Wading Pool Site	2-85		**750**					**750**
Spray Pad Development - Freighthouse Outdoor Pool Site	2-86		**750**					**750**
Business Application Systems	2-87		**250**	**306**	**312**			**868**
Technology Upgrade and Replacement Program	2-88			**306**			**325**	**631**
Community Centre Renovation Grant Program (CCRGP) - Land Operating Reserve	2-89	**965**	**965**	**965**				**2,895**
Assiniboine Park Conservancy (APC) - Infrastructure and Sustainability - First charge on 2016 Capital Budget of up to $1.041 million (Council March 23, 2015)								
- Cash to Capital		**5,123**	**1,543**	**5,123**	**5,123**	**2,000**	**2,000**	**20,912**
- Transfer from Corporate Non-Specified Capital Account			**3,580**					**3,580**
Total Assiniboine Park Conservancy (APC) - Infrastructure and Sustainability	2-90	**5,123**	**5,123**	**5,123**	**5,123**	**2,000**	**2,000**	**24,492**
Assiniboine Park Conservancy (APC) - Capital Development Plan	2-91	**969**						**969**
TOTAL COMMUNITY SERVICES		**19,995**	**16,034**	**16,960**	**16,767**	**13,491**	**21,589**	**104,836**

Return to Project Summary
Table of Contents

CAPITAL PROJECTS SUMMARY *(in Thousands of $)*	PAGE NO.	PRELIMINARY CAPITAL Budget 2016	FORECAST 2017	2018	2019	2020	2021	6 YEAR TOTAL 2016 - 2021
WINNIPEG POLICE SERVICE								
P25 Public Safety Radio System (formerly Trunk Radio System) - First charge on 2016 Capital Budget of up to $6,580,000 (Council November 25, 2015)								
- Cash to Capital		**5,280**						**5,280**
- Transfer from Prior Year Authorization (2015 Police Divisions Systems Upgrade)		**1,300**						**1,300**
Total P25 Public Safety Radio System	2-92	**6,580**						**6,580**
North Station Information Technology Requirements	2-93		**490**					**490**
Police Divisions Systems Upgrades	2-94	**1,100**	**1,300**					**2,400**
P25 Public Safety Radio System (formerly Radio Upgrade for Districts 3 and 4) - First charge on 2016 Capital Budget of up to $490,000 (Council November 25, 2015)	2-95	**490**						**490**
Mobile and Transient Users	2-96	**250**						**250**
Major Case Management System Expansion	2-97	**1,158**			**500**			**1,658**
Body Worn Camera System (formerly Officer Mobile Video System)	2-98		**1,000**					**1,000**
Police Headquarters Building Systems Safeguards								
- Transfer from Prior Year Authorization	2-99	**290**	**510**					**800**
Electronic Ticketing								
- Transfer from Prior Year Authorization (2014 Police Communication Centre)	2-100	**200**						**200**
East District Police Station - First charge on 2016 Capital Budget of up to $247,500 (Council December 9, 2015)								
- Cash to Capital		**990**	**990**	**1,012**	**1,056**	**1,056**	**1,056**	**6,160**
- Public Private Partnership Lease Payments		**(990)**	**(990)**	**(1,012)**	**(1,056)**	**(1,056)**	**(1,056)**	**(6,160)**
Total East District Police Station	2-101							
North District Police Station								
- Transfer from Prior Year Authorization (2012 North District Police Station formerly Police Building Replacement)		**3,129**						**3,129**
- External Debt			**20,188**					**20,188**
Total North District Police Station	2-102	**3,129**	**20,188**					**23,317**
Winnipeg Police Headquarters Redevelopment								
- Interim Financing from General Capital Fund (Repayment)		**(18,967)**						**(18,967)**
- Land Operating Reserve		**18,967**						**18,967**
Total Winnipeg Police Headquarters Redevelopment	2-103							
Building Video Surveillance Systems	2-104			**4,160**				**4,160**
Intelligence Led Reporting (Phase 2)	2-105			**1,050**				**1,050**
WPS Data Integration, Auditing and Quality Solution Tool	2-106			**662**				**662**
Automated Fingerprint Identification System (AFIS)	2-107				**500**			**500**

Return to Project Summary
Table of Contents

CAPITAL PROJECTS SUMMARY *(in Thousands of $)*	PAGE NO.	PRELIMINARY CAPITAL Budget 2016	FORECAST 2017	2018	2019	2020	2021	6 YEAR TOTAL 2016 - 2021
Technology Upgrades - Information Systems	2-108				**1,200**			**1,200**
In Car Computing	2-109				**1,500**			**1,500**
Bomb Unit Truck Replacement	2-110				**300**			**300**
Fire Suppression System	2-111				**767**			**767**
Next Generation 911	2-112					**800**	**1,000**	**1,800**
Communication Centre Back Up Site Upgrade	2-113					**400**		**400**
River Patrol Building	2-114					**1,820**		**1,820**
Archival and Exhibit Building	2-115						**2,519**	**2,519**
Computer Assisted Dispatch Upgrade	2-116						**950**	**950**
Schedule and Management System Upgrade	2-117						**500**	**500**
Police Headquarters Information System Upgrades	2-118						**2,100**	**2,100**
TOTAL WINNIPEG POLICE SERVICE		**13,197**	**23,488**	**5,872**	**4,767**	**3,020**	**7,069**	**57,413**
FIRE PARAMEDIC SERVICE								
Facilities Optimization (formerly Facilities Replacement, Relocation and Enhancement Program)								
- Cash to Capital		**250**	**925**	**2,717**	**4,839**			**8,731**
- External Debt		**440**		**1,217**	**1,500**			**3,157**
Total Facilities Optimization	2-119	**690**	**925**	**3,934**	**6,339**			**11,888**
P25 Public Safety Radio System (formerly Replacement Radio System) - First charge on 2016 Capital Budget of up to $3,728,000 (Council November 25, 2015)								
- Cash to Capital		**2,707**						**2,707**
- Transfer from Prior Year Authorization (2015 Station Capital Maintenance / 2015 911 Call Centre Resilience)		**1,021**						**1,021**
Total P25 Public Safety Radio System	2-120	**3,728**						**3,728**
Equipment Obsolescence	2-121	**1,260**	**4,457**	**1,010**	**772**	**739**	**739**	**8,977**
911 Call Centre Resilience	2-122		**861**	**260**			**124**	**1,245**
Computer Aided Dispatch (CAD)	2-123		**7,095**					**7,095**
Station Capital Maintenance	2-124		**3,938**	**2,852**	**1,270**	**4,400**	**7,743**	**20,203**
Decontamination Unit	2-125	**116**						**116**
Emergency Medical Service (EMS) Training Equipment	2-126					**119**		**119**
TOTAL FIRE PARAMEDIC SERVICE		**5,794**	**17,276**	**8,056**	**8,381**	**5,258**	**8,606**	**53,371**

Return to Project Summary
Table of Contents

CAPITAL PROJECTS SUMMARY *(in Thousands of $)*	PAGE NO.	PRELIMINARY CAPITAL Budget 2016	FORECAST 2017	2018	2019	2020	2021	6 YEAR TOTAL 2016 - 2021
PLANNING, PROPERTY AND DEVELOPMENT								
Computer Automation	2-127	**200**	**120**	**144**	**133**	**119**	**143**	**859**
Riverbank Greenway Programs	2-128	**443**	**405**	**406**	**411**	**453**	**424**	**2,542**
Cemeteries - Improvements								
- Cash to Capital		**232**	**208**	**250**	**240**	**248**	**236**	**1,414**
- Veterans Affairs Canada		**200**	**200**	**150**	**150**	**150**	**170**	**1,020**
Total Cemeteries - Improvements	2-129	**432**	**408**	**400**	**390**	**398**	**406**	**2,434**
Downtown Enhancement Program	2-130	**400**	**400**	**400**	**400**	**400**	**400**	**2,400**
BIZ Zones, Image Routes and Neighbourhood Main Streets	2-132	**400**	**400**	**400**	**400**	**400**	**400**	**2,400**
Public Art Strategy	2-133	**500**	**500**	**500**	**500**	**500**	**500**	**3,000**
Land Acquisition for General Unspecified Purposes	2-134		**300**	**240**	**228**	**274**	**238**	**1,280**
Developer Payback	2-135	**275**	**280**	**278**	**292**	**274**	**280**	**1,679**
Riverbank Stabilization - Physical Asset Protection								
- Cash to Capital		**378**	**1,000**	**1,000**	**1,000**	**1,038**	**1,008**	**5,424**
- Waterways Fund - Fund 002 (formerly - Riverbank Management Committee Fund)		**622**						**622**
- Transfer from Prior Year Authorization (2012 Churchill Park Riverbank Stabilization)		**686**						**686**
Total Riverbank Stabilization - Physical Asset Protection	2-136	**1,686**	**1,000**	**1,000**	**1,000**	**1,038**	**1,008**	**6,732**
Building Communities Initiative III								
- Cash to Capital			**360**		**190**	**800**		**1,350**
- Land Operating Reserve		**250**	**700**	**1,000**	**1,700**			**3,650**
- Manitoba Winnipeg Infrastructure Agreement (MWIA)		**250**	**1,060**	**1,000**	**1,890**	**800**		**5,000**
Total Building Communities Initiative III	2-138	**500**	**2,120**	**2,000**	**3,780**	**1,600**		**10,000**
Mayfair Recreation Centre Redevelopment								
- Transfer from Prior Year Authorization (2013 Mayfair Recreation Centre Redevelopment)	2-139	**198**						**198**
TOTAL PLANNING, PROPERTY AND DEVELOPMENT		**5,034**	**5,933**	**5,768**	**7,534**	**5,456**	**3,799**	**33,524**

Return to Project Summary
Table of Contents

CAPITAL PROJECTS SUMMARY *(in Thousands of $)*	PAGE NO.	PRELIMINARY CAPITAL FORECAST Budget 2016	2017	2018	2019	2020	2021	6 YEAR TOTAL 2016 - 2021
MUNICIPAL ACCOMMODATIONS								
General Building Renovation and Refurbishing								
- Cash to Capital			100	500	500	500	500	2,100
- Land Operating Reserve		100						100
Total General Building Renovation and Refurbishing	2-140	100	100	500	500	500	500	2,200
Accommodation Facilities								
- Cash to Capital			851	1,292	1,819	139	90	4,191
- Land Operating Reserve		525		700		1,700	1,700	4,625
Total Accommodation Facilities	2-141	525	851	1,992	1,819	1,839	1,790	8,816
Millennium Library - HVAC and Temperature Control Improvements	2-142	500	1,000					1,500
Fire / Life Safety / Regulatory Upgrades								
- Cash to Capital			588	720	759	708	704	3,479
- Land Operating Reserve		339						339
Total Fire / Life Safety / Regulatory Upgrades	2-143	339	588	720	759	708	704	3,818
Energy Conservation	2-144	100	100	140	158	130	136	764
Tenant Improvement Prepayment - Major Department	2-145			193	155	186	183	717
Historic Buildings								
- Cash to Capital			200	270	214	217	220	1,121
- Land Operating Reserve		200						200
Total Historic Buildings	2-146	200	200	270	214	217	220	1,321
Generator Set Replacement and Upgrades	2-147			130	113	136	123	502
Security / Building Automation System Initiatives								
- Cash to Capital			240	240	240	240	240	1,200
- Land Operating Reserve		240						240
Total Security / Building Automation System Initiatives	2-148	240	240	240	240	240	240	1,440
Community Centres - Refurbishing and Improvements								
- Cash to Capital			420	644	673	667	661	3,065
- Land Operating Reserve		400						400
- Manitoba Winnipeg Infrastructure Agreement (MWIA)		300	200					500
Total Community Centres - Refurbishing and Improvements	2-149	700	620	644	673	667	661	3,965
Arenas								
- Cash to Capital			100	525	525	565	533	2,248
- Land Operating Reserve		300						300
- Manitoba Winnipeg Infrastructure Agreement (MWIA)		225	225					450
Total Arenas	2-150	525	325	525	525	565	533	2,998
Indoor Aquatic Facilities								
- Cash to Capital			1,218	2,470	2,518	2,516	2,359	11,081
- Land Operating Reserve		268						268
- Manitoba Winnipeg Infrastructure Agreement (MWIA)		267	1,187					1,454
Total Indoor Aquatic Facilities	2-151	535	2,405	2,470	2,518	2,516	2,359	12,803
Pan Am Pool - Boiler System Replacement								
- Land Operating Reserve		636						636
- Manitoba Winnipeg Infrastructure Agreement (MWIA)		606						606
Total Pan Am Pool - Boiler System Replacement	2-152	1,242						1,242

CAPITAL PROJECTS SUMMARY *(in Thousands of $)*	PAGE NO.	PRELIMINARY CAPITAL Budget 2016	FORECAST 2017	2018	2019	2020	2021	6 YEAR TOTAL 2016 - 2021
Pan Am Indoor Pool - Parking Lot Refurbishment								
- Cash to Capital		84	63					147
- Land Operating Reserve		292						292
- Manitoba Winnipeg Infrastructure Agreement (MWIA)		377	63					440
Total Pan Am Indoor Pool - Parking Lot Refurbishment	2-153	753	126					879
Outdoor Aquatic Facilities								
- Cash to Capital		175	217	340	338	340	342	1,752
- Manitoba Winnipeg Infrastructure Agreement (MWIA)		175	125					300
Total Outdoor Aquatic Facilities	2-154	350	342	340	338	340	342	2,052
Community Facilities	2-155	200	200	260	212	214	217	1,303
Building Asset / Work Management Program	2-156	162	152	163	175	170	164	986
UFF - Hockey Pen Light Standard Replacement	2-157	100	100	100	100	100	100	600
City-Wide Accessibility Program								
- Cash to Capital		75	425	425	425	425	425	2,200
- Land Operating Reserve		350						350
Total City-Wide Accessibility Program	2-158	425	425	425	425	425	425	2,550
Transcona Centennial Pool								
- Transfer from Corporate Non-Specified Capital Account		1,000						1,000
- Interim Financing from Land Operating Reserve (Repayment)		575	(575)					-
- Land Operating Reserve		725	575					1,300
Total Transcona Centennial Pool	2-159	2,300						2,300
St. James Civic Centre								
- Cash to Capital			250	2,080				2,330
- Transfer from Corporate Non-Specified Capital Account			1,836					1,836
- Transfer from Prior Year Surplus - Manitoba Winnipeg Infrastructure Fund (MWIF 2008, 2009 & 2010)			3,900					3,900
Total St. James Civic Centre	2-160		5,986	2,080				8,066
City Hall - Building Refurbishment								
- Commitment Reserve		200						200
- Land Operating Reserve		1,000	1,000					2,000
Total City Hall - Building Refurbishment	2-161	1,200	1,000					2,200
East Yard Complex Development								
- Interim Financing from Land Operating Reserve (Repayment)		(450)						(450)
- Land Operating Reserve		450						450
Total East Yard Complex Development	2-162							
Sherbrook Pool Reopening								
- Kinsmen Club of Winnipeg (Sponsor Winnipeg)			95	95	95	95		380
- Interim Financing from General Capital Fund / (Repayment)			(95)	(95)	(95)	(95)		(380)
Total Sherbrook Pool Reopening	2-163							
TOTAL MUNICIPAL ACCOMMODATIONS		10,496	14,760	11,192	8,924	8,953	8,697	63,022

Return to Project Summary
Table of Contents

CAPITAL PROJECTS SUMMARY *(in Thousands of $)*	PAGE NO.	PRELIMINARY CAPITAL Budget 2016	FORECAST 2017	2018	2019	2020	2021	6 YEAR TOTAL 2016 - 2021
CITY CLERKS								
Innovation Capital Fund	2-165	**1,000**	**1,000**	**1,000**	**1,000**	**1,000**	**1,000**	**6,000**
Corporate Records Centre	2-166		**150**					**150**
Election Systems	2-167		**200**	**200**			**200**	**600**
Decision Making Information System (DMIS) Replacement	2-168			**250**				**250**
2017 Canada Summer Games	2-169	**750**	**750**					**1,500**
TOTAL CITY CLERKS		**1,750**	**2,100**	**1,450**	**1,000**	**1,000**	**1,200**	**8,500**
CORPORATE SUPPORT SERVICES								
Communication Tower Relocation - First charge on 2016 Capital Budget of up to $850,000 (Council July 15, 2015)	2-170	**850**						**850**
PeopleSoft Upgrade								
- Cash to Capital		**500**	**1,800**	**412**				**2,712**
- Transfer from Prior Year Authorization		**588**						**588**
Total PeopleSoft Upgrade	2-171	**1,088**	**1,800**	**412**				**3,300**
Communications Network Infrastructure	2-172	**225**	**375**	**540**	**267**	**375**	**776**	**2,558**
Enterprise Computing Initiatives								
- Cash to Capital		**835**	**794**	**1,503**	**1,127**	**1,328**	**1,763**	**7,350**
- Transfer from Computer Replacement Reserve		**1,061**	**306**	**126**		**608**	**146**	**2,247**
Total Enterprise Computing Initiatives	2-173	**1,896**	**1,100**	**1,629**	**1,127**	**1,936**	**1,909**	**9,597**
Print Asset Renewal	2-174	**167**						**167**
Aerial Imagery Renewal Program	2-175	**150**		**165**		**190**		**505**
Software Renewal Program	2-176	**157**			**157**			**314**
311 Renewal	2-177	**100**	**450**	**250**	**100**	**450**	**250**	**1,600**
Teraspan Fibre Ring Renewal	2-178	**119**						**119**
Infrastructure Service Enhancements	2-179	**150**	**100**					**250**
Candidate Gateway	2-180	**621**	**218**					**839**
TOTAL CORPORATE SUPPORT SERVICES		**5,523**	**4,043**	**2,996**	**1,651**	**2,951**	**2,935**	**20,099**

Return to Project Summary
Table of Contents

CAPITAL PROJECTS SUMMARY *(in Thousands of $)*	PAGE NO.	PRELIMINARY CAPITAL Budget 2016	FORECAST 2017	2018	2019	2020	2021	6 YEAR TOTAL 2016 - 2021
ASSESSMENT AND TAXATION								
Assessment Automation	2-181		870	320	350	200	350	2,090
Local Improvements - Ongoing Program								
- Cash to Capital		600	600	600	600	600	600	3,600
- External Debt		2,400	2,400	2,400	2,400	2,400	2,400	14,400
Total Local Improvements - Ongoing Program	2-182	3,000	3,000	3,000	3,000	3,000	3,000	18,000
TOTAL ASSESSMENT AND TAXATION		3,000	3,870	3,320	3,350	3,200	3,350	20,090
OTHER PROJECTS								
PeopleSoft Accounts Receivable and Billing - Transfer from Prior Year Authorization (2013 PeopleSoft Accounts Receivable and Billing)	2-183	550						550
TOTAL OTHER PROJECTS		550						550

Return to Project Summary
Table of Contents

CAPITAL PROJECTS SUMMARY *(in Thousands of $)*	PAGE NO.	PRELIMINARY CAPITAL Budget 2016	FORECAST 2017	2018	2019	2020	2021	6 YEAR TOTAL 2016 - 2021
TRANSIT								
Innovative Transit Program								
- Cash to Capital		**1,000**	**1,000**	**1,000**	**1,000**	**1,000**	**1,000**	**6,000**
- Retained Earnings		**1,425**						**1,425**
Total Innovative Transit Program	2-184	**2,425**	**1,000**	**1,000**	**1,000**	**1,000**	**1,000**	**7,425**
Transit Building Replacement / Refurbishment	2-185	**4,500**	**4,573**	**4,506**	**6,536**	**6,536**	**6,536**	**33,187**
Transit Buses - First charge on 2016 Capital Budget of up to $5.164 million (Council March 25, 2015)								
- Cash to Capital		**9,173**	**1,468**	**6,390**	**10,017**	**9,696**	**10,613**	**47,357**
- Transit Bus Replacement Reserve		**6,516**	**8,994**	**9,335**	**9,346**	**9,565**	**9,960**	**53,716**
- External Debt		**5,164**						**5,164**
- Provincial Building Manitoba Fund		**3,840**	**3,840**	**3,840**	**8,040**	**3,840**	**3,840**	**27,240**
- Federal Gas Tax		**6,106**	**6,106**	**6,397**	**6,397**	**6,397**	**6,397**	**37,800**
- Retained Earnings		**1,657**						**1,657**
Total Transit Buses	2-186	**32,456**	**20,408**	**25,962**	**33,800**	**29,498**	**30,810**	**172,934**
Southwest Rapid Transitway (Stage 2) and Pembina Highway Underpass								
- Public Private Partnership (City)		**(16,500)**						**(16,500)**
- External Debt		**16,500**						**16,500**
- Southwest Rapid Transitway (Stage 2) and Pembina Highway Underpass Payment Reserve						**22,050**	**22,150**	**44,200**
- P3 Annual Service / Financing Payments (Province)						**(2,300)**	**(2,345)**	**(4,645)**
- P3 Annual Service / Financing Payments (City)						**(18,450)**	**(18,505)**	**(36,955)**
- External Debt Annual Service Payments (City)						**(1,300)**	**(1,300)**	**(2,600)**
Total Southwest Rapid Transitway (Stage 2) and Pembina Highway Underpass	2-187							
Rapid Transit Planning and Design - First charge on 2016 Capital Budget of up to $2.5 million (Council March 23, 2015)	2-190	**2,500**						**2,500**
Land Acquisition								
- Retained Earnings	2-191	**2,000**						**2,000**
TOTAL TRANSIT		**43,881**	**25,981**	**31,468**	**41,336**	**37,034**	**38,346**	**218,046**

Return to Project Summary
Table of Contents

CAPITAL PROJECTS SUMMARY *(in Thousands of $)*	PAGE NO.	PRELIMINARY CAPITAL Budget 2016	FORECAST 2017	2018	2019	2020	2021	6 YEAR TOTAL 2016 - 2021
WATER AND WASTE - GENERAL CAPITAL FUND								
Land Drainage and Flood Control								
Financed by Cash to Capital:								
Flood Pumping Station Rehabilitation	2-192	**1,000**	**1,000**	**1,000**	**1,000**	**1,000**	**1,000**	**6,000**
Land Drainage and Combined Sewers Outfall Gate Structures	2-193	**2,600**	**2,400**	**1,750**	**1,700**	**2,000**		**10,450**
Flood Manual Upgrades	2-194	**325**						**325**
Development Agreement Paybacks - Developer Capacity Charges	2-195	**500**	**500**	**500**				**1,500**
Outfall Rehabilitation	2-196	**500**	**2,000**	**2,000**	**2,000**	**2,000**	**2,000**	**10,500**
Total Land Drainage and Flood Control		**4,925**	**5,900**	**5,250**	**4,700**	**5,000**	**3,000**	**28,775**
TOTAL WATER AND WASTE - GENERAL CAPITAL FUND		**4,925**	**5,900**	**5,250**	**4,700**	**5,000**	**3,000**	**28,775**

Return to Project Summary
Table of Contents

CAPITAL PROJECTS SUMMARY *(in Thousands of $)*	PAGE NO.	PRELIMINARY CAPITAL Budget 2016	FORECAST 2017	2018	2019	2020	2021	6 YEAR TOTAL 2016 - 2021
WATERWORKS SYSTEM								
Waterworks System - Supply and Treatment								
Financed by Waterworks Retained Earnings:								
Shoal Lake Aqueduct, Falcon River Diversion Bridges and Freedom Road Construction	2-197	**6,000**						**6,000**
Shoal Lake Aqueduct Asset Preservation	2-198	**550**	**1,200**	**600**			**2,595**	**4,945**
Shoal Lake Aqueduct Intake Facility Rehabilitation	2-199	**1,465**	**2,300**	**50**	**200**	**1,025**	**1,330**	**6,370**
Branch Aqueduct Condition Assessment and Rehabilitation	2-200						**1,000**	**1,000**
Tache Booster Pumping Station	2-201	**1,000**		**2,600**		**1,736**		**5,336**
Pumping Stations Reliability Upgrades	2-202	**825**						**825**
Pumping Stations and Reservoirs Structural Upgrades - First charge on 2016 Capital Budget of up to $8,700,000 (Council December 9, 2015)	2-203	**8,700**		**400**	**400**	**400**		**9,900**
Chlorination Upgrading at Pumping Stations	2-204		**2,750**					**2,750**
Water Supervisory Control and Data Acquisition (SCADA) Upgrade	2-205	**3,900**					**950**	**4,850**
Waterworks System Security Upgrades	2-206		**600**	**500**				**1,100**
Regulatory Assessment of Water System Infrastructure and Supply Sources	2-207	**450**					**575**	**1,025**
Water Treatment Plant Capacity Validation	2-208			**150**				**150**
Branch 1 Aqueduct at Seine River - Riverbank Stabilization (East Side)	2-209	**1,450**						**1,450**
Study of Natural Gas Powered Backup Pumps for Hurst Pumping Station	2-210			**400**				**400**
Deacon Reservoir Cell Rehabilitation	2-211		**875**					**875**
Deacon Booster Pumping Station Suction Header Divider Wall and Valve	2-212	**200**						**200**
Hurst Pumping Station Building - Structural Repairs	2-213		**1,770**					**1,770**
Total Waterworks System - Supply and Treatment		**24,540**	**9,495**	**4,700**	**600**	**3,161**	**6,450**	**48,946**

CAPITAL PROJECTS SUMMARY *(in Thousands of $)*	PAGE NO.	PRELIMINARY CAPITAL Budget 2016	FORECAST 2017	2018	2019	2020	2021	6 YEAR TOTAL 2016 - 2021
Waterworks System - Distribution								
Financed by Waterworks Retained Earnings:								
Saskatchewan Avenue Water Main	2-214		**4,830**					**4,830**
Transcona Water Main Reliability Upgrade	2-215			**5,788**				**5,788**
Feeder Main Condition Assessment and Rehabilitation	2-216	**1,000**	**1,000**	**1,000**	**750**	**1,500**	**1,500**	**6,750**
Building Renovations - 1199 Pacific Avenue	2-217			**110**				**110**
Customer Billing and Work Management Systems Upgrades Program	2-218	**380**	**495**	**985**	**545**	**255**	**235**	**2,895**
Web Self Service	2-219	**400**						**400**
Water Main Renewals								
- Water Main Renewal Reserve	2-220	**19,000**	**19,500**	**19,500**	**20,000**	**20,500**	**22,000**	**120,500**
Total Waterworks System - Distribution		**20,780**	**25,825**	**27,383**	**21,295**	**22,255**	**23,735**	**141,273**
TOTAL WATERWORKS SYSTEM (Utility Supported)		**45,320**	**35,320**	**32,083**	**21,895**	**25,416**	**30,185**	**190,219**

Return to Project Summary
Table of Contents

CAPITAL PROJECTS SUMMARY *(in Thousands of $)*	PAGE NO.	PRELIMINARY CAPITAL Budget 2016	FORECAST 2017	2018	2019	2020	2021	6 YEAR TOTAL 2016 - 2021
SEWAGE DISPOSAL SYSTEM								
Sewage Disposal System - Treatment								
Financed by Sewage Disposal System Retained Earnings:								
Biosolids - Alternative Disposal Delivery and Management System								
- Environmental Projects Reserve		**500**						**500**
- Retained Earnings				**22,050**			**1,000**	**23,050**
Total Biosolids - Alternative Disposal Delivery and Management System	2-221	**500**		**22,050**			**1,000**	**23,550**
Wastewater System Security Upgrades	2-222				**500**	**500**	**500**	**1,500**
North End Sewage Treatment Plant (NEWPCC) - Nutrient Removal / Upgrade								
- Retained Earnings		**54,661**						**54,661**
- Environmental Projects Reserve		**17,449**						**17,449**
- External Debt		**579,286**						**579,286**
Total North End Sewage Treatment Plant (NEWPCC) - Nutrient Removal / Upgrade	2-223	**651,396**						**651,396**
West End Sewage Treatment Plant (WEWPCC) - Effluent Monitoring Station - (formerly - West End Water Pollution Control Centre (WEWPCC) - Settling Improvement)	2-224	**450**						**450**
Process Control System Master Plan and Upgrade - (formerly - Water Pollution Control Centres (WPCC) - Distributed Control System (DCS) and Human Machine Interface (HMI) Upgrades)	2-225			**5,000**				**5,000**
Asset Refurbishment and Replacement Program	2-226	**2,000**	**2,000**	**2,000**	**2,000**	**2,000**	**2,000**	**12,000**
Oracle Work Asset Management (OWAM) Fine Grain Access	2-227	**795**						**795**
Wastewater Information Management System (WIMS) Dashboard	2-228	**1,400**						**1,400**
Total Sewage Disposal System - Treatment		**656,541**	**2,000**	**29,050**	**2,500**	**2,500**	**3,500**	**696,091**

CAPITAL PROJECTS SUMMARY *(in Thousands of $)*	PAGE NO.	PRELIMINARY CAPITAL Budget 2016	FORECAST 2017	2018	2019	2020	2021	6 YEAR TOTAL 2016 - 2021
Sewage Disposal System - Collection								
Financed by Sewage Disposal System Retained Earnings:								
Arc Flash Hazard Analysis and Remediation	2-229		**1,100**	**400**				**1,500**
Lift Stations Upgrading	2-230	**2,450**	**2,582**	**2,722**	**2,870**	**3,028**	**3,150**	**16,802**
Plessis Road Interceptor	2-231		**7,300**					**7,300**
Kenaston Boulevard Interceptor	2-232						**6,442**	**6,442**
Combined Sewer Overflow and Basement Flood Management Strategy								
- Environmental Projects Reserve	2-233	**12,699**	**19,800**	**32,764**	**32,300**	**35,784**	**21,518**	**154,865**
Comminutor Chamber Rehabilitation Program	2-235	**1,000**	**1,100**	**1,100**	**1,200**			**4,400**
Northeast Interceptor River Crossing Upgrade	2-236	**11,000**						**11,000**
D'Arcy Lift Station Load Shedding Upgrade	2-237	**400**						**400**
Collection System Power Reliability Study	2-238	**120**						**120**
WWD Business Intelligence	2-239	**150**	**210**	**1,560**	**600**	**480**		**3,000**
Customer Billing and Work Management Systems Upgrades Program	2-240	**380**	**495**	**985**	**545**	**255**	**235**	**2,895**
HR Document Management System	2-241	**300**						**300**
Geographical Information System and Public Works Manager Upgrades	2-242	**310**						**310**
Corporate and Departmental Asset Management Plans	2-243	**200**						**200**
Sewer Renewals - First charge on 2016 Capital Budget of up to $2,500,000 (Council December 9, 2015)								
- Sewer System Rehabilitation Reserve	2-244	**16,900**	**17,800**	**18,200**	**19,500**	**20,500**	**21,500**	**114,400**
Total Sewage Disposal System - Collection		**45,909**	**50,387**	**57,731**	**57,015**	**60,047**	**52,845**	**323,934**
TOTAL SEWAGE DISPOSAL SYSTEM		**702,450**	**52,387**	**86,781**	**59,515**	**62,547**	**56,345**	**1,020,025**

Return to Project Summary
Table of Contents

CAPITAL PROJECTS SUMMARY *(in Thousands of $)*	PAGE NO.	PRELIMINARY CAPITAL Budget 2016	FORECAST 2017	2018	2019	2020	2021	6 YEAR TOTAL 2016 - 2021
SOLID WASTE DISPOSAL SYSTEM								
Solid Waste Disposal System - Landfill								
Financed by Solid Waste Disposal Retained Earnings:								
Brady Road Resource Management Facility - Administration Building								
- External Debt			2,450					2,450
- Retained Earnings		550	50					600
Total Brady Road Resource Management Facility - Administration Building	2-245	550	2,500					3,050
Brady Road Resource Management Facility - Alternative Energy Feasibility Study	2-246	200						200
Brady Road Resource Management Facility - Cell Construction - Phase 1								
- Retained Earnings		2,600						2,600
- External Debt			2,100	2,200	2,300			6,600
Total Brady Road Resource Management Facility - Cell Construction - Phase 1	2-247	2,600	2,100	2,200	2,300			9,200
Brady Road Resource Management Facility - Cell Construction - Phase 2	2-248				600	3,850	2,950	7,400
Brady Road Resource Management Facility - Drainage, Roadways and Site Improvements								
- External Debt	2-249	600	400					1,000
Brady Road Resource Management Facility - Landfill Gas Capture Expansion - Phase 2								
- External Debt	2-250	1,600		1,800				3,400
Closed Landfill Site Improvement	2-251	200						200
Total Solid Waste Disposal System - Landfill		5,750	5,000	4,000	2,900	3,850	2,950	24,450
Solid Waste Disposal System - Collection								
Financed by Solid Waste Disposal External Debt:								
Comprehensive Integrated Waste Management Strategy (CIWMS) - 4R Winnipeg Depots (Community Resource Recovery Centres)	2-252	400	4,750					5,150
Total Solid Waste Disposal System - Collection		400	4,750					5,150
TOTAL SOLID WASTE DISPOSAL SYSTEM		6,150	9,750	4,000	2,900	3,850	2,950	29,600

Return to Table of Contents

The City of Winnipeg

Capital Project Detail

2016
Preliminary Capital Budget

and

2017 to 2021
Five Year Forecast

Table of Contents

Capital Projects Listing by Department

Public Works 2-1

Community Services 2-61

Winnipeg Police Service 2-92

Fire Paramedic Service 2-119

Planning, Property and Development 2-127

Municipal Accommodations 2-140

City Clerks 2-165

Corporate Support Services 2-170

Assessment and Taxation 2-181

Other Projects 2-183

Transit 2-184

Water and Waste 2-192

Notes:

1. Capital budget amounts are estimates only and are subject to materials management policy (e.g. tenders, bids, and contract awards including Public Private Partnership proposals).

2. In the attached Capital Projects Listing, tax supported capital projects are financed by cash to capital unless another funding source is disclosed for the project. In addition, Manitoba Winnipeg Infrastructure Agreement funding amounts are not all allocated to individual capital projects. This unallocated provincial funding will offset cash to capital requirements in project budgets.

3. The Public Service uses a cost estimate classification system based on the Association for the Advancement of Cost Engineering (AACE) International Recommended Practices for capital budget estimates - see Appendix 2.

Project Name: **Recreational Walkways and Bicycle Paths - Various Locations**

Department: Public Works
Project: 1832000116
Service: Roadway Construction and Maintenance
OurWinnipeg: Recreation

AUTHORIZATION	Previous Budgets	2016 Estimate	FORECAST 2017	2018	2019	2020	2021	Five-Year Forecast Total	Six-Year Total
Project Costs ($000's)	N/A *	1,300	1,500	1,500	1,500	1,500	1,500	7,500	8,800
Financed by:									
Cash to Capital		1,300	1,500	1,500	1,500	1,500	1,500	7,500	8,800

CASH FLOW	2016	2017	2018	2019	2020	2021	Beyond 2021	Total
Project Costs ($000's)	1,105	1,470	1,500	1,500	1,500	1,500	225	8,800
Financed by:								
Cash to Capital	1,105	1,470	1,500	1,500	1,500	1,500	225	8,800

NET OPERATING IMPACT ($000's)	2016	2017	2018
Operating costs	5	15	25
External debt and finance charges			
Transfer to General Capital Fund	1,300	1,500	1,500
Total Direct Costs	1,305	1,515	1,525
Less: Incremental Revenue/Recovery	69	92	94
Net Cost/(Benefit)	1,236	1,423	1,431
Incremental Full Time Equivalent Positions	-	-	-

Class Estimate: Not applicable, as this is a scalable program

Program for the construction of new recreational walkways and off-street bicycle path facilities where no walkway or cycle facility presently exists, and where the provision of such a facility is warranted. Program to consider a pedestrian and cycling monitoring strategy.

New Recreational Pathways have an expected service life of 25 years.

* N/A - No amounts have been included in the "Previous Budgets" due to this project's on-going nature.

Recreational Walkways and Bicycle Paths (continued):

The following Regional Street Renewal projects which are listed in the Regional and Local Streets Renewal program include funding shown for Active Transportation (AT) facilities:

Project	2016	2017	2018	2019	2020	2021	Total
Ness Avenue Culvert (Sturgeon Creek)							
- AT path along Sturgeon Creek under the bridge.		1,000					1,000
Regional Street Renewals:							
Pembina Hwy NB & SB - Grant to Osborne							
- buffered bike lanes.	4,000						4,000
Empress St - St Mathews to Jack Blick							
- protected bicycle lanes		900					900
Empress St E - Westway to Jack Blick							
- protected bicycle lanes		500					500
Corydon Ave EB - Tuxedo to Kenaston							
-** to be announced		**					-
Ellice Ave - Arlington to Sherburn							
- ** to be announced		**					-
Pembina Hwy NB - Dalhousie (S Leg) to Killarney							
- buffered bike Lanes NB & SB.		2,400					2,400
Notre Dame - Portage to Princess							
- protected bike lanes (Albert to Garry)		300					300
Garry - Notre Dame to Portage							
- upgrade of existing bike lanes to parking protected bike lanes		150					150
Garry - Portage to Graham							
- upgrade of existing bike lanes to parking protected bike lanes		150					150
Garry - Graham to St Mary's							
- upgrade of existing bike lanes to parking protected bike lanes		200					200
Garry - St Mary's to York							
- upgrade of existing bike lanes to parking protected bike lanes		100					100
Garry - York to Broadway							
- upgrade of existing bike lanes to parking protected bike lanes			200				200
St Mary - Garry to Fort							
- upgrade of existing bike lanes to parking protected bike lanes		100					100
Maryland - Portage to Broadway							
- re-establish on street bike lane.		50					50
Empress St E - Portage to S limit of Empress							
Overpass - protected bicycle lanes			600				600
Empress St E - S limit of Empress Overpass to							
Westway - protected bicycle lanes			500				500
Fort St - Broadway to St Mary							
- upgrade of existing bike lanes to parking protected bike lanes			400				400
Fort St - St Mary to Graham							
- upgrade of existing bike lanes to parking protected bike lanes			300				300
Ellice Ave - Erin to Sherburn							
- ** to be announced			**				-
	4,000	**5,850**	**2,000**	**-**	**-**	**-**	**11,850**

Project Name: **New Regional Sidewalks**

Department: Public Works
Project: 1832000216
Service: Roadway Construction and Maintenance
OurWinnipeg: Sustainability

AUTHORIZATION	Previous Budgets	2016 Estimate	FORECAST 2017	2018	2019	2020	2021	Five-Year Forecast Total	Six-Year Total
Project Costs ($000's)	N/A *	1,000	1,200	1,200	1,200	1,200	1,200	6,000	7,000
Financed by:									
Cash to Capital		1,000	1,200	1,200	1,200	1,200	1,200	6,000	7,000

CASH FLOW	2016	2017	2018	2019	2020	2021	Beyond 2021	Total
Project Costs ($000's)	850	1,170	1,200	1,200	1,200	1,200	180	7,000
Financed by:								
Cash to Capital	850	1,170	1,200	1,200	1,200	1,200	180	7,000

NET OPERATING IMPACT ($000's)	2016	2017	2018
Operating costs	7	17	29
External debt and finance charges			
Transfer to General Capital Fund	1,000	1,200	1,200
Total Direct Costs	1,007	1,217	1,229
Less: Incremental Revenue/Recovery	53	73	75
Net Cost/(Benefit)	954	1,144	1,154
Incremental Full Time Equivalent Positions	-	-	-

Class Estimate: Not applicable, as this is a scalable program

Annual program for the construction of new sidewalks on regional streets where none presently exist and where provision is warranted.

New Regional Sidewalks have an expected service life of 35 years.

* N/A - No amounts have been included in the "Previous Budgets" due to this project's on-going nature.

Project Name: **New Non-Regional Sidewalks**

Department: Public Works
Project: 1832000316

Service: Roadway Construction and Maintenance
OurWinnipeg: Sustainability

AUTHORIZATION	Previous Budgets	2016 Estimate	FORECAST 2017	2018	2019	2020	2021	Five-Year Forecast Total	Six-Year Total
Project Costs ($000's)	N/A *	300	500	500	500	500	500	2,500	2,800
Financed by:									
Cash to Capital		300	500	500	500	500	500	2,500	2,800

CASH FLOW	2016	2017	2018	2019	2020	2021	Beyond 2021	Total
Project Costs ($000's)	255	470	500	500	500	500	75	2,800
Financed by:								
Cash to Capital	255	470	500	500	500	500	75	2,800

NET OPERATING IMPACT ($000's)	2016	2017	2018
Operating costs	4	11	18
External debt and finance charges			
Transfer to General Capital Fund	300	500	500
Total Direct Costs	304	511	518
Less: Incremental Revenue/Recovery	16	29	31
Net Cost/(Benefit)	288	482	487
Incremental Full Time Equivalent Positions	-	-	-

Class Estimate: Not applicable, as this is a scalable program

Sidewalks to be constructed under this program must meet at least one of the following:

- connect existing sidewalks to a significant destination business/public facility/seniors facility, etc. and have been identified by a Neighbourhood Based Consultation program (for example a school Travel Plan or Neighbourhood Area Plan)

- is located within 1.5 kilometers from a school and have been identified by a Neighbourhood Based Consultation program (for example a school Travel Plan or Neighbourhood Area Plan)

- is required to connect pedestrians to a bus stop, where the property owners fronting the proposed sidewalk are not considered to be the main or a major benefiter from the new sidewalk, and likely would not support the sidewalk as a Local Improvement.

* N/A - No amounts have been included in the "Previous Budgets" due to this project's on-going nature.

Project Name: **Bicycle Corridors**

Department: Public Works
Project: 1832000416
Service: Roadway Construction and Maintenance
OurWinnipeg: Sustainability

AUTHORIZATION	Previous Budgets	2016 Estimate	FORECAST 2017	2018	2019	2020	2021	Five-Year Forecast Total	Six-Year Total
Project Costs ($000's)	N/A *	1,500	2,000	2,200	2,200	2,200	2,200	10,800	12,300
Financed by:									
Cash to Capital		1,500	2,000	2,200	2,200	2,200	2,200	10,800	12,300

CASH FLOW	2016	2017	2018	2019	2020	2021	Beyond 2021	Total
Project Costs ($000's)	1,275	1,925	2,170	2,200	2,200	2,200	330	12,300
Financed by:								
Cash to Capital	1,275	1,925	2,170	2,200	2,200	2,200	330	12,300

NET OPERATING IMPACT ($000's)	2016	2017	2018
Operating costs	13	33	53
External debt and finance charges			
Transfer to General Capital Fund	1,500	2,000	2,200
Total Direct Costs	1,513	2,033	2,253
Less: Incremental Revenue/Recovery	80	120	136
Net Cost/(Benefit)	1,433	1,913	2,117
Incremental Full Time Equivalent Positions	1.00	1.00	1.00

Class Estimate: Not applicable, as this is a scalable program

Program supports the development of new bicycle facilities on the Bicycle Network. Provides support to complete gaps in the Bicycle Network. Supports the supply and installation of permanent and temporary bicycle parking. Provides additional funding to support the development of Neighbourhood Greenways during local street renewal projects. Program to support the promotion, public education and awareness of existing cycling and pedestrian facilities. Program to consider a pedestrian and cycling monitoring strategy.

On July 15, 2015 Council approved the addition of a Pedestian and Bicycle Planning position to be funded through the Bicycle Corridors capital program.

* N/A - No amounts have been included in the "Previous Budgets" due to this project's on-going nature.

Project Name: **Pedestrian and Cycling Grade Separations**

Department: Public Works
Project: 1832000516
Service: Roadway Construction and Maintenance
OurWinnipeg: Sustainability

AUTHORIZATION	Previous Budgets	2016 Estimate	FORECAST 2017	2018	2019	2020	2021	Five-Year Forecast Total	Six-Year Total
Project Costs ($000's)	-	-	1,000	-	-	-	-	1,000	1,000
Financed by:									
Cash to Capital			1,000					1,000	1,000

CASH FLOW	2016	2017	2018	2019	2020	2021	Beyond 2021	Total
Project Costs ($000's)	-	850	150	-	-	-	-	1,000
Financed by:								
Cash to Capital		850	150					1,000

NET OPERATING IMPACT ($000's)	2016	2017	2018
Operating costs			
External debt and finance charges			
Transfer to General Capital Fund		1,000	
Total Direct Costs	-	1,000	-
Less: Incremental Revenue/Recovery		53	9
Net Cost/(Benefit)	-	947	(9)
Incremental Full Time Equivalent Positions	-	-	-

Class Estimate: 3

Preliminary design work for potential new grade separations to ensure sufficient public engagement, risk reduction, and obtain class 3 cost estimates. The preliminary designs will support future applications for inter-governmental funding for cost sharing for future construction. $450,000 from the Bicycle Corridors account will be proposed to be added to this budgeted amount through the 2016 Pedestrian and Bicycle Action Plan.

These projects align with the Pedestrian Cycling Strategies report adopted by Council on July 15, 2015.

Class Estimate: 4

Project Name: **Developer Payback - Various Locations**

Department: Public Works
Project: 1807000116

Service: Roadway Construction and Maintenance
OurWinnipeg: Key Directions for the Entire City

AUTHORIZATION	Previous Budgets	2016 Estimate	FORECAST 2017	2018	2019	2020	2021	Five-Year Forecast Total	Six-Year Total
Project Costs ($000's)	N/A *	-	12,465	800	-	16,113	-	29,378	29,378
Financed by:									
Cash to Capital			10,865	800		16,113		27,778	27,778
Transfer from Corporate Non-Specified Capital Account			1,600					1,600	1,600

CASH FLOW	2016	2017	2018	2019	2020	2021	Beyond 2021	Total
Project Costs ($000's)	-	12,465	800	-	16,113	-	-	29,378
Financed by:								
Cash to Capital		10,865	800		16,113			27,778
Transfer from Corporate Non-Specified Capital Account		1,600						1,600

NET OPERATING IMPACT ($000's)	2016	2017	2018
Operating costs			
External debt and finance charges			
Transfer to General Capital Fund		10,865	800
Total Direct Costs	-	10,865	800
Less: Incremental Revenue/Recovery		349	26
Net Cost/(Benefit)	-	10,516	774
Incremental Full Time Equivalent Positions	-	-	-

Class Estimate: 4

A development agreement payback is the required funding to enable the City to fulfill a Council approved contractual obligation for certain works constructed by the developer within the right-of-way or to obtain land required to establish or expand right-of-ways.

Funds will be allocated to:	2016	2017	2018	2019	2020	2021	Total
Peguis Street between Ravelston Avenue West and Regent Avenue West: construction of two westerly lanes including boulevards, street lighting, land drainage sewers and a multi-use path (AG 11/11)		2,600					2,600
Ravelston Avenue West - from Peguis Street to westerly property limit of Development Application including pavement, sidewalks, street lighting, boulevards and land drainage sewers (AG 15/13)		2,100					2,100
Twinning of Keewatin Street from north of Inkster Blvd to Adsum Drive and Dr. Jose Rizal Way from Adsum Drive to Waterridge Path (AG 15/12)		7,765					7,765
Extension of Warde Avenue from Lagimodiere Blvd to Blvd Des Hivernants. (AG 51/05)			800				800
Kildare Avenue extension (AG 10/13)					16,113		16,113
	-	**12,465**	**800**	**-**	**16,113**	**-**	**29,378**

* N/A - No amounts have been included in the "Previous Budgets" due to this project's on-going nature.

Project Name: **Tuxedo Yards Development**

Department: Public Works
Project: 1807000516
Service: Roadway Construction and Maintenance
OurWinnipeg: Opportunity

AUTHORIZATION	Previous Budgets	2016 Estimate	FORECAST 2017	2018	2019	2020	2021	Five-Year Forecast Total	Six-Year Total
Project Costs ($000's)	11,000	1,826	2,549	3,417	2,770	-	-	8,736	10,562
Financed by:									
Economic Development Investment Reserve	2,900	1,826	2,549	3,417	2,770			8,736	10,562
Provincial Government Funding	8,000							-	-
Other	100							-	-

CASH FLOW	2016	2017	2018	2019	2020	2021	Beyond 2021	Total
Project Costs ($000's)	1,826	2,549	3,417	2,770	-	-	-	10,562
Financed by:								
Economic Development Investment Reserve	1,826	2,549	3,417	2,770				10,562

NET OPERATING IMPACT ($000's)	2016	2017	2018
Operating costs	1,846	2,569	3,437
External debt and finance charges			
Transfer to General Capital Fund			
Total Direct Costs	1,846	2,569	3,437
Less: Incremental Revenue/Recovery	1,885	2,632	3,528
Net Cost/(Benefit)	(39)	(63)	(91)
Incremental Full Time Equivalent Positions	-	-	-

Class Estimate: 1

On March 25, 2009, Council approved the recommendations contained in the "Tuxedo Yards Redevelopment" report and directed the Public Service to enter into a Strategic Economic Agreement with the Developer for the development of 1.5 million square feet of mixed-use commercial development at the southwest and northwest quadrants of Sterling Lyon Parkway and Kenaston Boulevard. Pursuant to this Agreement, the Developer was responsible for the financing of all costs of off-site infrastructure and servicing, any acquisitions of land required and of relocating Manitoba Hydro services located in City right-of-ways. Further, the Developer is entitled to recover from the City approximately $12 million of such costs (plus interest) subject to the conditions outlined in the Strategic Economic Agreement.

The Agreement also included provisions regarding the responsibility of the Developer for the acquisition of certain lands (to a maximum of $450,000) and the construction and/or modification of certain railway crossings (to a maximum of $500,000). The Agreement provided that these costs will be funded by the City of Winnipeg and deducted from the $12 million entitled to be recovered by the Developer.

On September 14, 2009, the City of Winnipeg (City) and the Province of Manitoba (Province) entered into the "Manitoba - Winnipeg Offsite Infrastructure Funding Agreement" whereby the Province provided $8 million in funding, paid in equal installments from 2010 to 2012, to the City. The City in turn paid the Developer the equivalent amount upon receipt of payment from the Province.

On November 16, 2011, Council approved that the 2011 capital budget be amended from $3.117 million to a total of $3.217 million with the additional $0.1 million to be funded by a contribution from Lehigh Cement Ltd. This $0.1 million together with the $8 million Provincial funding and the $2.9 million noted above comprise the previous budgets amount of $11 million.

Amounts budgeted from 2016 to 2019 represent repayment to the Developer of the remaining City contribution plus interest, approximately $10.562 million, and are equivalent to estimated incremental municipal realty taxes to be generated by the development over that period.

Project Name: **Transportation Master Plan**

Department: Public Works
Project: 1833000116
Service: Transportation Planning and Traffic Management
OurWinnipeg: Sustainability

AUTHORIZATION	Previous Budgets	2016 Estimate	FORECAST 2017	2018	2019	2020	2021	Five-Year Forecast Total	Six-Year Total
Project Costs ($000's)	N/A *	-	-	250	250	250	250	1,000	1,000
Financed by:									
Cash to Capital				250	250	250	250	1,000	1,000

CASH FLOW	2016	2017	2018	2019	2020	2021	Beyond 2021	Total
Project Costs ($000's)	-	-	213	250	250	250	37	1,000
Financed by:								
Cash to Capital			213	250	250	250	37	1,000

NET OPERATING IMPACT ($000's)	2016	2017	2018
Operating costs			
External debt and finance charges			
Transfer to General Capital Fund			250
Total Direct Costs	-	-	250
Less: Incremental Revenue/Recovery			13
Net Cost/(Benefit)	-	-	237
Incremental Full Time Equivalent Positions	-	-	-

Class Estimate: 3

Updating information that affects the recommendations in the TMP (Transportation Master Plan) is necessary to account for temporal changes in land use and transportation needs. This is also required to meet the needs of OurWinnipeg and Complete Communities.

Program supports the promotion of existing bicycle facilities and development of new bicycle facilities on the Bicycle Network. Support the supply and installation of permanent and temporary bicycle parking. Provides additional funding to support the development of Neighborhood Greenways during local street renewal projects. Provides support to complete gaps in the Bicycle Network. Program to consider a pedestrian and cycling monitoring strategy.

A comprehensive revision at an estimated cost of $1 million will need to be undertaken following the anticipated completion in 2019 of the update to OurWinnipeg and is not included in the budgets above.

* N/A - No amounts have been included in the "Previous Budgets" due to this project's on-going nature.

Project Name: **Transportation Management Centre**

Department: Public Works
Project: 1831200116
Service: Transportation Planning and Traffic Management
OurWinnipeg: Sustainability

AUTHORIZATION	Previous Budgets	2016 Estimate	FORECAST 2017	2018	2019	2020	2021	Five-Year Forecast Total	Six-Year Total
Project Costs ($000's)	2,000	1,000	-	-	-	-	-	-	1,000
Financed by:									
Cash to Capital		1,000						-	1,000

CASH FLOW	2016	2017	2018	2019	2020	2021	Beyond 2021	Total
Project Costs ($000's)	850	150	-	-	-	-	-	1,000
Financed by:								
Cash to Capital	850	150						1,000

NET OPERATING IMPACT ($000's)	2016	2017	2018
Operating costs	2,690	3,510	3,510
External debt and finance charges			
Transfer to General Capital Fund	1,000		
Total Direct Costs	3,690	3,510	3,510
Less: Incremental Revenue/Recovery	53	9	
Net Cost/(Benefit)	3,637	3,501	3,510
Incremental Full Time Equivalent Positions	10.00	11.00	11.00

Class Estimate: 4

Three (3) Years Traffic Signals Action Plan includes the establishment of a Transportation Management Centre (TMC) (by the end of 2016) and the transition of the branch operation from "Capital Projects and Reactive Maintenance" to "Preventative Maintenance" (by the end of 2017). The TMC will facilitate the use of existing technological capabilities of the system to manage traffic flows in the most efficient way possible.

TMC operators will monitor and adjust traffic signal timing and respond in real time to potential problems in the transportation system. The TMC will also allow staff to monitor the health of traffic signals and to take action to resolve problems before the public is aware that there is an issue. The TMC is envisioned to be the primary source of traffic information for media outlets as well as the road users themselves through the use of social media, smartphones and traveller information boards.

Detailed design for the Transportation Management Centre will be completed and the cost estimate will be refined prior to construction work.

Project Name: **Traffic Signals Improvements**

Department: Public Works
Project: 1831100116
Service: Transportation Planning and Traffic Management
OurWinnipeg: Sustainability

AUTHORIZATION	Previous Budgets	2016 Estimate	FORECAST 2017	2018	2019	2020	2021	Five-Year Forecast Total	Six-Year Total
Project Costs ($000's)	N/A*	1,030	1,030	1,030	1,030	1,030	1,030	5,150	6,180
Financed by:									
Cash to Capital		1,030	1,030	1,030	1,030	1,030	1,030	5,150	6,180

CASH FLOW	2016	2017	2018	2019	2020	2021	Beyond 2021	Total
Project Costs ($000's)	876	1,030	1,030	1,030	1,030	1,030	154	6,180
Financed by:								
Cash to Capital	876	1,030	1,030	1,030	1,030	1,030	154	6,180

NET OPERATING IMPACT ($000's)	2016	2017	2018
Operating costs	193	219	252
External debt and finance charges			
Transfer to General Capital Fund	1,030	1,030	1,030
Total Direct Costs	1,223	1,249	1,282
Less: Incremental Revenue/Recovery	55	64	64
Net Cost/(Benefit)	1,168	1,185	1,218
Incremental Full Time Equivalent Positions	-	-	-

Class Estimate: Not applicable, as this is a scalable program

This is an annual program which includes city-wide installation of:

- audible pedestrian signals following the 2008 agreement between the City of Winnipeg and the Human Rights Commission obligating the City to complete all installations by the year 2023.
- pedestrian countdown signals following a successful pilot project completed in 2012.

* N/A - No amounts have been included in the "Previous Budgets" due to this project's on-going nature. This program was previously a sub-program of the Traffic Engineering Improvements program.

Project Name: **Traffic Signals Loops**

Department: Public Works
Project: 1831100216
Service: Transportation Planning and Traffic Management
OurWinnipeg: Sustainability

AUTHORIZATION	Previous Budgets	2016 Estimate	FORECAST 2017	2018	2019	2020	2021	Five-Year Forecast Total	Six-Year Total
Project Costs ($000's)	N/A *	250	250	250	250	250	250	1,250	1,500
Financed by:									
Cash to Capital		250	250	250	250	250	250	1,250	1,500

CASH FLOW	2016	2017	2018	2019	2020	2021	Beyond 2021	Total
Project Costs ($000's)	213	250	250	250	250	250	37	1,500
Financed by:								
Cash to Capital	213	250	250	250	250	250	37	1,500

NET OPERATING IMPACT ($000's)	2016	2017	2018
Operating costs	8	15	23
External debt and finance charges			
Transfer to General Capital Fund	250	250	250
Total Direct Costs	258	265	273
Less: Incremental Revenue/Recovery	13	16	16
Net Cost/(Benefit)	245	249	257
Incremental Full Time Equivalent Positions	-	-	-

Class Estimate: Not applicable, as this is a scalable program

This is an annual program which includes city-wide installation of vehicle detection loops in order to maintain proper (designed) operation of signalized intersections.

* N/A - No amounts have been included in the "Previous Budgets" due to this project's on-going nature.

Project Name: **Traffic Engineering Improvements - Various Locations**

Department: Public Works
Project: 1831000116
Service: Transportation Planning and Traffic Management
OurWinnipeg: Key Directions for the Entire City

AUTHORIZATION	Previous Budgets	2016 Estimate	FORECAST 2017	2018	2019	2020	2021	Five-Year Forecast Total	Six-Year Total
Project Costs ($000's)	N/A *	1,900	1,900	1,900	1,900	1,900	1,900	9,500	11,400
Financed by:									
Cash to Capital		1,900	1,900	1,900	1,900	1,900	1,900	9,500	11,400

CASH FLOW	2016	2017	2018	2019	2020	2021	Beyond 2021	Total
Project Costs ($000's)	1,615	1,900	1,900	1,900	1,900	1,900	285	11,400
Financed by:								
Cash to Capital	1,615	1,900	1,900	1,900	1,900	1,900	285	11,400

NET OPERATING IMPACT ($000's)	2016	2017	2018
Operating costs	8	15	23
External debt and finance charges			
Transfer to General Capital Fund	1,900	1,900	1,900
Total Direct Costs	1,908	1,915	1,923
Less: Incremental Revenue/Recovery	101	119	119
Net Cost/(Benefit)	1,807	1,796	1,804
Incremental Full Time Equivalent Positions	-	-	-

Class Estimate: Not applicable, as this is a scalable program

This is an annual program which includes city-wide installation of:

- new half signals and pedestrian corridors based on a priority warrant system **
- roadside safety improvements
- traffic calming measures
- miscellaneous geometric improvements
- traffic sign upgrades
- railway crossing safety improvements
- acceleration lanes on Regional streets

The annual program funds research into City of Winnipeg Transportation Division issues and initiatives by the University of Manitoba Transport Information Group.

* N/A - No amounts have been included in the "Previous Budgets" due to this project's on-going nature.

** Locations are submitted to Standing Policy Committee on Infrastructure Renewal and Public Works for approval prior to construction.

Project Name: **Kenaston Boulevard - Ness Avenue to Taylor Avenue**

Department: Public Works
Project: 1803000616

Service: Roadway Construction and Maintenance
OurWinnipeg: Key Directions for Specific City Areas

AUTHORIZATION	Previous Budgets	2016 Estimate	FORECAST 2017	2018	2019	2020	2021	Five-Year Forecast Total	Six-Year Total
Project Costs ($000's)	3,200	100	100	100	100	100	100	500	600
Financed by:									
Cash to Capital		100	100	100	100	100	100	500	600

CASH FLOW	2016	2017	2018	2019	2020	2021	Beyond 2021	Total
Project Costs ($000's)	85	100	100	100	100	100	15	600
Financed by:								
Cash to Capital	85	100	100	100	100	100	15	600

NET OPERATING IMPACT ($000's)	2016	2017	2018
Operating costs			
External debt and finance charges			
Transfer to General Capital Fund	100	100	100
Total Direct Costs	100	100	100
Less: Incremental Revenue/Recovery	5	6	6
Net Cost/(Benefit)	95	94	94
Incremental Full Time Equivalent Positions	-	-	-

Class Estimate: Not applicable, as this is a scalable program

The estimate includes funding for the provision of maintenance of the roadway until the facility is reconstructed. On April 19, 1995, Council approved the expenditure of $100,000 annually until the construction of the permanent rehabilitation.

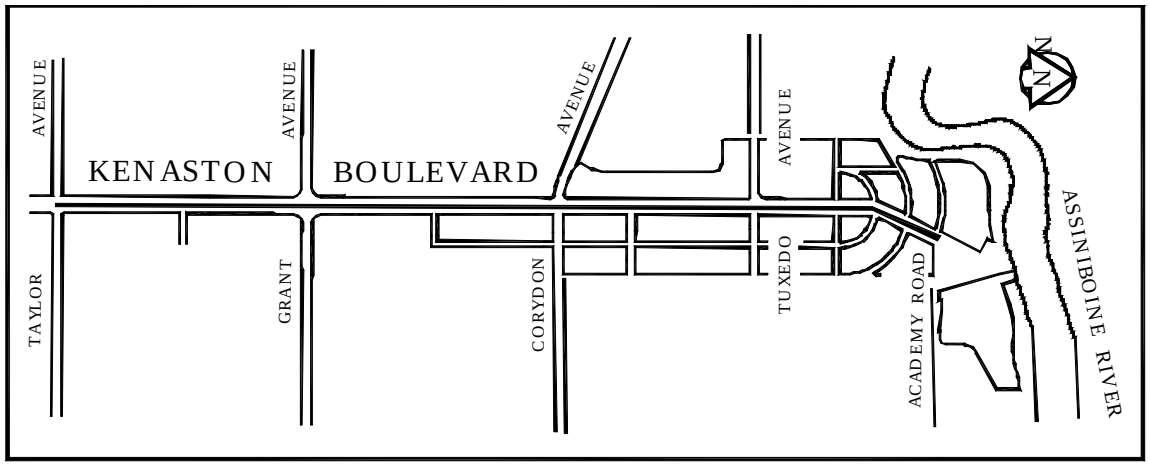

Project Name: **Henderson Highway North of Gilmore to City Limit**

Department: Public Works
Project: 1803000216
Service: Roadway Construction and Maintenance
OurWinnipeg: Key Directions for Specific City Areas

AUTHORIZATION	Previous Budgets	2016 Estimate	FORECAST 2017	2018	2019	2020	2021	Five-Year Forecast Total	Six-Year Total
Project Costs ($000's)	-	-	-	700	-	-	-	700	700
Financed by:									
Cash to Capital				700				700	700

CASH FLOW	2016	2017	2018	2019	2020	2021	Beyond 2021	Total
Project Costs ($000's)	-	-	595	105	-	-	-	700
Financed by:								
Cash to Capital			595	105				700

NET OPERATING IMPACT ($000's)	2016	2017	2018
Operating costs			
External debt and finance charges			
Transfer to General Capital Fund			700
Total Direct Costs			700
Less: Incremental Revenue/Recovery			37
Net Cost/(Benefit)	-	-	663
Incremental Full Time Equivalent Positions	-	-	-

Class Estimate: 3

Funding in 2018 is for a preliminary design and class 3 construction estimate.

The preliminary design will consider urbanization of the roadway, provision of pedestrian and cycling accommodation, introduction of a median and associated access management. The preliminary design will also consider replacement of the existing box culvert at the Bunn's Creek crossing complete with a water control gate chamber.

Project Name: **Preliminary / Detailed Design for Building Canada Fund Projects**

Department: Public Works
Project: 1803000115

Service: Roadway Construction and Maintenance
OurWinnipeg: Key Directions for the Entire City

AUTHORIZATION	Previous Budgets	2016 Estimate	FORECAST 2017	2018	2019	2020	2021	Five-Year Forecast Total	Six-Year Total
Project Costs ($000's)	3,000	2,200	-	-	-	-	-	-	2,200
Financed by:									
Cash to Capital		2,200							2,200

CASH FLOW	2016	2017	2018	2019	2020	2021	Beyond 2021	Total
Project Costs ($000's)	1,870	330	-	-	-	-	-	2,200
Financed by:								
Cash to Capital	1,870	330						2,200

NET OPERATING IMPACT ($000's)	2016	2017	2018
Operating costs			
External debt and finance charges			
Transfer to General Capital Fund	2,200		
Total Direct Costs	2,200	-	-
Less: Incremental Revenue/Recovery	94	17	
Net Cost/(Benefit)	2,106	(17)	-
Incremental Full Time Equivalent Positions	-	-	-

Class Estimate: Not applicable, as this is a scalable program

Previous budget (2015) and budget in 2016 will be for preliminary and detailed designs for chosen project(s). Council will determine which projects to proceed with for funding by Building Canada Fund.

Project Name: **Inner-Ring Road - Functional Design**

Department: Public Works
Project: 1803000118
Service: Roadway Construction and Maintenance
OurWinnipeg: Key Directions for the Entire City

AUTHORIZATION	Previous Budgets	2016 Estimate	FORECAST 2017	2018	2019	2020	2021	Five-Year Forecast Total	Six-Year Total
Project Costs ($000's)	-	-	-	2,000	2,000	2,000	-	6,000	6,000
Financed by:									
Cash to Capital				2,000	2,000	2,000		6,000	6,000

CASH FLOW	2016	2017	2018	2019	2020	2021	Beyond 2021	Total
Project Costs ($000's)	-	-	1,700	2,000	2,000	300	-	6,000
Financed by:								
Cash to Capital			1,700	2,000	2,000	300		6,000

NET OPERATING IMPACT ($000's)	2016	2017	2018
Operating costs			
External debt and finance charges			
Transfer to General Capital Fund			2,000
Total Direct Costs	-	-	2,000
Less: Incremental Revenue/Recovery			85
Net Cost/(Benefit)	-	-	1,915
Incremental Full Time Equivalent Positions	-	-	-

Class Estimate: 3

Commencement of a functional design study in 2018 to identify the requirements to achieve a limited access, high level of mobility Inner-Ring Road system utilizing roads within the Strategic Road Network as identified in the Transportation Master Plan.

Project Name: **Regional and Local Street Renewal**

Department: Public Works
Project: 1804000116
Service: Roadway Construction and Maintenance
OurWinnipeg: Sustainability

AUTHORIZATION	Previous Budgets	2016 Estimate	FORECAST 2017	2018	2019	2020	2021	Five-Year Forecast Total	Six-Year Total
Project Costs ($000's)	N/A *	105,161	94,393	107,227	99,396	102,775	125,148	528,939	634,100
Financed by:									
Cash to Capital		22,868	13,876	15,128	10,147	7,026	14,649	60,826	83,694
Frontage Levy							5,000	5,000	5,000
Federal Gas Tax		12,029	12,104	13,886	17,236	18,936	18,886	81,048	93,077
Provincial Building Manitoba Fund - Roads		14,000	14,000	14,000	7,000	7,000	7,000	49,000	63,000
Provincial Road Investment Fund		9,000	9,000	9,000				18,000	27,000
Provincial Manitoba Winnipeg Infrastructure Fund		5,000	5,000	5,000	5,000			15,000	20,000
Local Street Renewal Reserve / Interest		18,375	22,410	27,310	32,210	37,110	42,010	161,050	179,425
Regional Street Renewal Reserve / Interest		13,405	18,003	22,903	27,803	32,703	37,603	139,015	152,420
External Debt		6,900						-	6,900
Transfer from Corporate Non-Specified Capital Account		3,584						-	3,584

CASH FLOW	2016	2017	2018	2019	2020	2021	Beyond 2021	Total
Project Costs ($000's)	86,679	96,405	104,608	100,347	102,686	119,015	24,360	634,100
Financed by:								
Cash to Capital	19,438	15,225	14,940	10,894	7,494	13,506	2,197	83,694
Frontage Levy						4,250	750	5,000
Federal Gas Tax	10,225	12,092	13,619	16,734	18,681	18,894	2,832	93,077
Provincial Building Manitoba Fund - Roads	12,957	8,532	13,306	9,176	8,168	4,222	6,639	63,000
Provincial Road Investment Fund	9,000	9,000	9,000					27,000
Provincial Manitoba Winnipeg Infrastructure Fund	5,000	5,000	5,000	5,000				20,000
Local Street Renewal Reserve / Interest	15,619	21,805	26,575	31,475	36,375	41,275	6,301	179,425
Regional Street Renewal Reserve / Interest	11,394	17,313	22,168	27,068	31,968	36,868	5,641	152,420
External Debt		6,900						6,900
Transfer from Corporate Non-Specified Capital Account	3,046	538						3,584

NET OPERATING IMPACT ($000's)	2016	2017	2018
Operating costs			
External debt and finance charges		284	458
Transfer to General Capital Fund	22,868	13,876	15,128
Total Direct Costs	22,868	14,160	15,586
Less: Incremental Revenue/Recovery	3,790	4,328	4,612
Net Cost/(Benefit)	19,078	9,832	10,974
Incremental Full Time Equivalent Positions	-	-	-

Regional and Local Street Renewal (continued):

Class Estimate: Not applicable, as this is a scalable program

Projects in 2016 will not proceed to construction until a class 3 estimate is obtained.

Any surplus funds will automatically be transferred to the following years Regional and Local Street Renewal Program Budget.

The Director of Public Works may be required to reallocate streets between the regular and enhanced programs based on financing requirements.

Subsequent to the adoption of the 2014 Capital Budget, the Province announced in its 2014 budget an additional $9 million for roads. Then further announced that this funding would be extended for five years (2014 - 2018).

* N/A - No amounts have been included in the "Previous Budgets" due to this projects on-going nature.

Regional Street Renewal Program

The Regional Street Renewal program includes the renewal and reconstruction of the City's regional streets, sidewalks and recreational walkways/paths. The purpose of this program is to maintain the level of service, structural integrity, and rideability of the transportation infrastructure network.

All Regional Street Renewal projects have a warranty period after substantial completion and/or in-service date for which costs may be incurred by the City. The Director of Public Works is authorized to establish projects to a maximum of $100,000 each to charge costs associated with warranty work should the related Regional Streets project be closed. The capital budget for the new project will be allocated from the non-specified capital account.

Any new projects using surplus funds in the 2016 Regional Street Renewal Program shall be approved by the Standing Policy Committee on Infrastructure Renewal and Public Works.

A Regional Street Renewal Reserve was established in 2014 to increase investment in regional streets. A separate 1% property tax increase planned until 2022, 0.60% in 2023 and 0.30% thereafter, will continually fund this reserve each year to ensure a dedicated funding stream for regional streets. Similar to 2014 and 2015, the City will borrow $5 million in 2016 for Regional street renewal work and the Regional Street Renewal Reserve will pay the principal and interest charges on the debt. Appendix 6 of the 2016 Capital Budget outlines the long-term plan in this regard.

Use of the Regional Street Renewal Reserve for purposes other than regional street or sidewalk renewals requires approval of 2/3 of City Council.

The regular regional street renewal program includes incremental cash to capital of $11 million in 2016 ($40 million planned over a 4-year period commenced in 2015).

See next pages for program details.

Regional and Local Street Renewal (continued):

Local Street Renewal Program

The Local Street Renewal program includes the renewal and reconstruction of the City's local streets, sidewalks, lanes, and recreational walkways/paths. The purpose of this program is to maintain the level of service, structural integrity, and rideability of the transportation infrastructure network. See next pages for program details.

This program also includes funding for improving granular surface roadways that are functioning as collector-type streets and/or have significant traffic volumes and will focus on Type II Road Oiling Surface Treatment as the upgrade.

On February 22, 2011 Council approved that up to $1 million in funding be allocated each year from the $3 million Granular Roadway Improvements project account for sub-cutting and adding gravel to unimproved gravel back-lanes in need of repair.

On November 20, 2013 Council amended the Local Improvement process by creating a pilot project for six years whereby the City of Winnipeg will finance asphalt paving of granular lanes as local improvements to the maximum of 50% of the cost of the improvement; and approved that the $1 million Granular Lane Fund be used as a funding source for the City's share of the amended Local Improvement Program.

All Local Street Renewal projects have a warranty period after substantial completion and/or in-service date for which costs may be incurred by the City. The Director of Public Works is authorized to establish projects to a maximum of $100,000 each to charge costs associated with warranty work should the related Local Streets project be closed. The capital budget for the new project will be allocated from the non-specified capital account.

Any new projects using surplus funds in the 2016 Local Street Renewal Program shall be approved by the Standing Policy Committee on Infrastructure Renewal and Public Works.

A Local Street Renewal Reserve was established in 2013 to increase investment in local streets, lanes and sidewalks. A separate 1% property tax increase planned until 2021 and reducing to 0.9% in 2022 will continually fund this reserve each year to ensure a dedicated funding stream for local streets. In addition to the $10 million borrowed in each of 2013, 2014, and $6 million in 2015, the City will borrow $1 million in 2016 for local street renewal work and the Local Street Renewal Reserve will pay the principal and interest charges on the new and existing debt. The City's longer term proposal for sustainable funding for the renewal of local streets is detailed in Appendix 6 of the 2016 Capital Budget.

Subsequent to the adoption of the 2013 capital budget, the Province committed an additional $7 million for residential streets for three years (2013, 2014 and 2015) through the provincial Local Street Improvement Program. As part of the 2014 Provincial Budget, the Province committed an additional $21 million for the Local Street Improvement Fund for three years ($7 million each year) starting in 2016.

On September 30, 2015 Council authorized a first charge against 2016 Capital Budget of up to $1 million for the Granular Lane Improvement Program.

Use of the Local Street Renewal Reserve for purposes other than local streets, lanes, or sidewalk renewals requires approval of 2/3 of City Council.

Regional and Local Street Renewal (continued):

REGIONAL STREET RENEWAL PROGRAM Authorization ($000's)	2016	2017	2018	2019	2020	2021	Six-Year Total
Enhanced Regional Streets and Sidewalks Renewal funded by:							
- Regional Street Renewal Reserve	13,405	18,003	22,903	27,803	32,703	37,603	152,420
- External Debt	5,000						5,000
Sub-total Enhanced Regional Streets and Sidewalks Renewal	**18,405**	**18,003**	**22,903**	**27,803**	**32,703**	**37,603**	**157,420**
Regional Reconstruction & Major Rehabilitation Works:							
Pembina Hwy SB & NB - Grant to Osborne	11,700						11,700
Keewatin St SB - Logan to Notre Dame	1,200						1,200
Empress St - St Matthews to Jack Blick		4,400					4,400
Corydon Ave WB - Montrose to Niagra	2,050						2,050
Ellice Ave - Arlington to Sherburn		4,400					4,400
Garry - York to Broadway			900				900
Garry - Graham to St Mary		1,100					1,100
Salter - Inkster to Cathedral		3,900					3,900
Pembina Hwy NB - Dalhousie (S Leg) to Killarney		4,200					4,200
Empress St E - Portage to S limit of Empress Overpass			3,800				3,800
Empress St E - S limit of Empress Overpass to Westway			7,200				7,200
Stafford St - Grant to Corydon			3,400				3,400
McPhillips St NB - Logan to Jarvis			3,300				3,300
McPhillips St SB - Jarvis to Logan			3,300				3,300
Regional Mill and Fill Preservation Works:							
Lagimodiere SB - Dugald to Marion	250						250
Watt St - Chalmers to Nairn	850						850
St Mary's Rd NB - St Anne's to Lyndale	800						800
St Mary's Rd SB - Lyndale to St Anne's	800						800
Notre Dame EB - Wall to Arlington	750						750
Westway- Empress St E to Empress St			200				200
McPhillips SB - Swailes to Leila			700				700
Regional Street Renewals - Annual Program - Various locations to be identified.	5	3	103	27,803	32,703	37,603	98,220
Total Enhanced Regional Street Renewal Program	**18,405**	**18,003**	**22,903**	**27,803**	**32,703**	**37,603**	**157,420**

Regional and Local Street Renewal (continued):

REGIONAL STREET RENEWAL PROGRAM Authorization ($000's)	2016	2017	2018	2019	2020	2021	Six-Year Total
Regular Regional Program:							
Regional Accessibility Improvements:							
Regional Sidewalk and Curb Renewals	500	500	500	500	500	500	3,000
Regional Paving of Granular Shoulders	250	250	250	250	250	250	1,500
Regional Accessibility Improvements:							
Detectable Warning Surface Tiles - Regional Streets	100	100	100	100	100	100	600
Downtown Streets:							
Sidewalk, Curb, and Street Renewals	1,500	1,500	1,500	1,500	1,500	1,500	9,000
Regional Reconstruction & Major Rehabilitation Works:							
St James St - Maroons to Ness	4,300						4,300
St James St - Ness to Portage	3,000						3,000
Sargent Ave - Victor to Arlington	1,800						1,800
Academy Rd - Stafford to Harrow	700						700
Maryland St - Portage to Broadway	800						800
Logan - Blake to Keewatin	4,750						4,750
Archibald/Watt - #80 Archibald to Nairn	1,500						1,500
Keewatin St NB - Notre Dame to Logan	1,200						1,200
St James St - Sargent to Ellice	2,000		3,700				5,700
Empress St E SB - Westway to Jack Blick (including separated Active Transportation path)		400					400
Donald Street - Notre Dame to Portage		2,800					2,800
Notre Dame - Portage to Princess		2,800					2,800
Garry - Notre Dame to Portage		800					800
McGillivray WB - Fennel to Waverley		2,000					2,000
Stafford St - Pembina to Grant			3,200				3,200
Taylor Street EB - Stafford to Pembina			1,000				1,000
Taylor Street WB - Pembina to Stafford			1,000				1,000
Fort St - Broadway to St Mary			1,800				1,800
Fort St - St Mary to Graham			1,600				1,600
Ellice Ave - Erin to Sherburn			3,200				3,200
York - Osborne to Memorial			800				800
Regional Mill and Fill Preservation Works:							
Academy Rd - Campbell to Renfrew	700						700
Academy Rd - Maryland Bridge to Stafford	800						800
Maryland St - Ellice to Portage	700						700
Henderson NB - Leighton to McLeod	500						500
Henderson NB - Springfield to Whellams	300						300
Isabel Ave - William to Notre Dame	500						500
Inkster Blvd WB - Sheppard to Keewatin	800						800
Inkster Blvd EB - Keewatin to Sheppard	800						800
Garry - St Mary to York		500					500
Garry - Portage to Graham		700					700
St Mary - Garry to Fort		350					350
Pembina SB - Killarney to Dalhousie (S Leg)		1,900					1,900
Empress St SB - Jack Blick to Portage		600					600
Empress St NB - Portage to Jack Blick		600					600
Eastway - Empress St E to Empress St			200				200

Regional and Local Street Renewal (continued):

REGULAR REGIONAL PROGRAM Authorization ($000's)	**2016**	**2017**	**2018**	**2019**	**2020**	**2021**	**Six-Year Total**
Regional Street Renewals - Annual Program - Various locations to be identified.	231	130	114	14,983	8,562	24,135	48,155
Total Regular Regional Street Renewal Program	**27,731**	**15,930**	**18,964**	**17,333**	**10,912**	**26,485**	**117,355**
Total Enhanced and Regular Regional Street Renewal Program	**46,136**	**33,933**	**41,867**	**45,136**	**43,615**	**64,088**	**274,775**

LOCAL STREET RENEWAL PROGRAM Authorization ($000's)	**2016**	**2017**	**2018**	**2019**	**2020**	**2021**	**Six-Year Total**
Enhanced Local Streets, Lanes and Sidewalks Renewal funded by:							
- Local Street Renewal Reserve	18,375	22,410	27,310	32,210	37,110	42,010	179,425
- External Debt	1,000						1,000
Sub-total Enhanced Local Streets, Lanes and Sidewalks Renewal	**19,375**	**22,410**	**27,310**	**32,210**	**37,110**	**42,010**	**180,425**
Regular Local Street Program:							
Local Street Renewals - Various Locations - Provincial funding	14,000	14,000	14,000	7,000	7,000	7,000	63,000
Local Street Renewals - Various Locations - Provincial funding	9,000	9,000	9,000				27,000
Other Local Street Renewals - Various Locations	2,000	3,000	3,000	3,000	3,000		14,000
Granular Roadway Improvements:							-
- Type II Road Oiling	500	500	500	500	500	500	3,000
- Granular Lane Improvement Program	2,000	1,000	2,000	1,000	1,000	1,000	8,000
- Pipeline Rd - 150 m North of Templeton Ave to Perimeter Hwy							-
- Loudoun Rd - Wilkes Ave to Four Mile Rd	1,500	1,500					3,000
- Waverley Street - Grandmont to the City Limit			500	1,500	1,000		3,000
- To be determined					500	1,500	2,000
Sub-total Granular Roadway Improvements	4,000	3,000	3,000	3,000	3,000	3,000	19,000
Lane Renewals - Various Locations	2,750	2,750	2,750	2,750	2,750	2,750	16,500
Sidewalk Renewals on Local Streets - Various Locations	2,400	800	800	800	800	800	6,400
Local Thin Bituminous Overlay (TBO)	5,000	5,000	5,000	5,000	5,000	5,000	30,000
Recreational Walkways and Bike Pathway Renewals	500	500	500	500	500	500	3,000
Sub-total Regular Local Street Renewal Program	**39,650**	**38,050**	**38,050**	**22,050**	**22,050**	**19,050**	**178,900**
Total Local Street Renewal Program	**59,025**	**60,460**	**65,360**	**54,260**	**59,160**	**61,060**	**359,325**
Total Regional and Local Street Renewal Program	**105,161**	**94,393**	**107,227**	**99,396**	**102,775**	**125,148**	**634,100**

Project Name: **Waverley Street at CN Mainline (Rivers) Grade Separation**

Department: Public Works
Project: 1805001413

Service: Roadway Construction and Maintenance
OurWinnipeg: Key Directions for the Entire City

AUTHORIZATION	Previous Budgets	2016 Estimate	FORECAST 2017	2018	2019	2020	2021	Five-Year Forecast Total	Six-Year Total
Project Costs ($000's)	1,200	155,082	-	-	-	-	-	-	155,082
Financed by:									
Provincial Government Funding		45,875						-	45,875
Building Canada Fund (Federal Government)		45,875						-	45,875
External Debt		63,332						-	63,332

CASH FLOW	2016	2017	2018	2019	2020	2021	Beyond 2021	Total
Project Costs ($000's)	19,125	36,305	65,864	31,614	2,174	-	-	155,082
Financed by:								
Provincial Government Funding	3,575	11,565	21,005	9,280	450			45,875
Building Canada Fund (Federal Government)	3,575	11,565	21,005	9,280	450			45,875
External Debt	11,975	13,175	23,854	13,054	1,274			63,332

NET OPERATING IMPACT ($000's)	2016	2017	2018
Operating costs			
External debt and finance charges	194	410	798
Transfer to General Capital Fund			
Total Direct Costs	194	410	798
Less: Incremental Revenue/Recovery	1,050	1,250	
Net Cost/(Benefit)	(856)	(840)	798
Incremental Full Time Equivalent Positions	-	-	-

Class Estimate: 3

On July 30th, 2015 the Government of Canada selected the Waverley Street underpass for priority funding consideration under the New Building Canada Fund. The project involves the construction of a new railway underpass on Waverley Street, where Waverley Street meets the CN Mainline; the reconstruction of Waverley Street between Wilkes and Taylor Avenues; improvements to three intersections along Waverley Street and the twinning of a section of approximately 1.2 kilometres of Taylor Avenue. Additionally, active transportation and pedestrian systems within the project area will be improved and expanded. This work will help reduce traffic congestion and improve safety for commuters, cyclists and pedestrians in this busy area of Winnipeg.

Previous budget in 2013 - was for preliminary engineering, study, and public consultation.

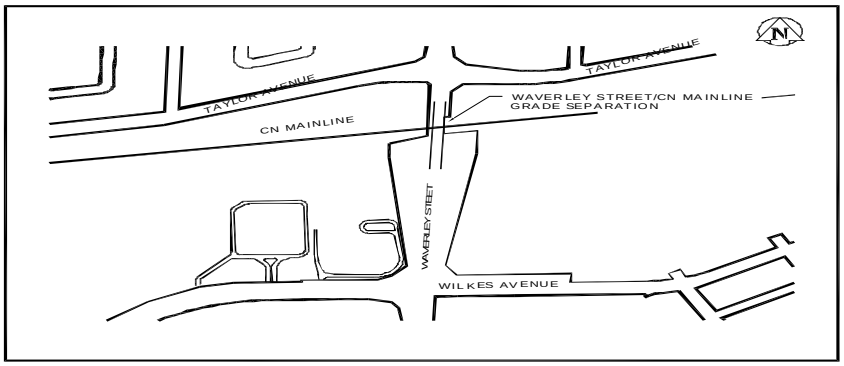

Project Name: **Louise Bridge (Red River)**

Department: Public Works
Project: 1805001414

Service: Roadway Construction and Maintenance
OurWinnipeg: Key Directions for the Entire City

AUTHORIZATION	Previous Budgets	2016 Estimate	FORECAST 2017	2018	2019	2020	2021	Five-Year Forecast Total	Six-Year Total
Project Costs ($000's)	2,081	500	-	-	-	-	-	-	500
Financed by:									
Cash to Capital		500						-	500

CASH FLOW	2016	2017	2018	2019	2020	2021	Beyond 2021	Total
Project Costs ($000's)	425	75	-	-	-	-	-	500
Financed by:								
Cash to Capital	425	75						500

NET OPERATING IMPACT ($000's)	2016	2017	2018
Operating costs			
External debt and finance charges			
Transfer to General Capital Fund	500		
Total Direct Costs	500	-	-
Less: Incremental Revenue/Recovery	21	2	
Net Cost/(Benefit)	479	(2)	0
Incremental Full Time Equivalent Positions	-	-	-

Class Estimate: 3 - applies to preliminary design only

Previous budgets was for conceptual design, preliminary design, public consultation, and commencement of property acquisition. Preliminary design of Louise Bridge Replacement Options will commence after execution of the Eastern Winnipeg Integrated Transportation and Land Use Study which will incorporate functional/conceptual design of Louise Bridge along with studying the eastern leg of rapid transit. Additional funding in 2016 is for the preliminary design. Options for the potential rehabilitation or replacement will be considered and class 3 estimates will be developed. Bridge requirements will be determined during the preliminary engineering design/study.

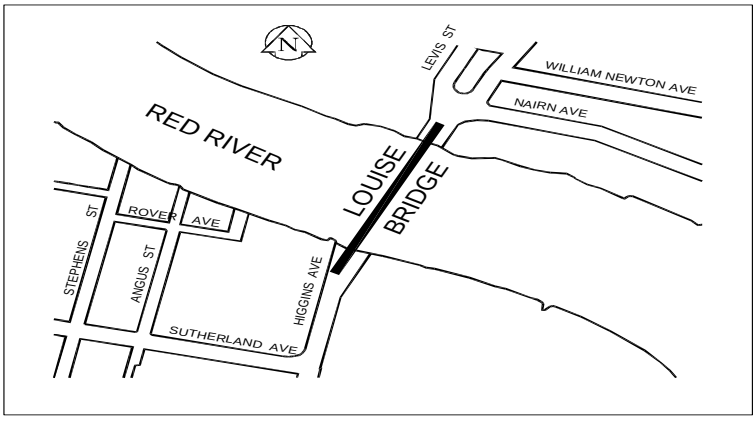

Project Name: **CPR Yards Functional Crossing Study - between McPhillips Street and Main Street**

Department: Public Works
Project: 1833000213
Service: Transportation Planning and Traffic Management
OurWinnipeg: Key Directions for the Entire City

AUTHORIZATION	Previous Budgets	2016 Estimate	FORECAST 2017	2018	2019	2020	2021	Five-Year Forecast Total	Six-Year Total
Project Costs ($000's)	1,500	2,000	-	-	-	-	-	-	2,000
Financed by:									
Cash to Capital	1,500	2,000						-	2,000

CASH FLOW	2016	2017	2018	2019	2020	2021	Beyond 2021	Total
Project Costs ($000's)	1,700	300	-	-	-	-	-	2,000
Financed by:								
Cash to Capital	1,700	300						2,000

NET OPERATING IMPACT ($000's)	2016	2017	2018
Operating costs			
External debt and finance charges			
Transfer to General Capital Fund	2,000		
Total Direct Costs	2,000	-	-
Less: Incremental Revenue/Recovery	85	15	
Net Cost/(Benefit)	1,915	(15)	-
Incremental Full Time Equivalent Positions	-	-	-

Class Estimate: 3

The Arlington Street Overpass is nearing the end of its useable service life. By 2020, it is anticipated that the Overpass will have to be replaced, undergo major reconstruction or be decommissioned with enhancements to other routes. Previous budget was for a study to develop a cost effective functional plan to be implemented within the above-noted time frame. The study included transportation planning, functional design and public consultation. The study developed a Class 4 estimate for replacement of Arlington Overpass.

Funding in 2016 is for the preliminary design and commencement of property acquisition for the solution to the Arlington Overpass crossing and development of a Class 3 estimate. In addition, an assessment of the existing bridge will be undertaken to confirm the remaining Overpass service life and confirm timing of the required Overpass replacement. A value for money exercise will also be completed to evaluate various financial models for future implementation.

Project Name: **Fermor Avenue Bridge (Seine River)**

Department: Public Works
Project: 1805001916
Service: Roadway Construction and Maintenance
OurWinnipeg: Sustainability

AUTHORIZATION	Previous Budgets	2016 Estimate	FORECAST 2017	2018	2019	2020	2021	Five-Year Forecast Total	Six-Year Total
Project Costs ($000's)	-	1,000	1,200	10,100	6,700	-	-	18,000	19,000
Financed by:									
Frontage Levy		1,000	1,200	10,100	6,700			18,000	19,000

CASH FLOW	2016	2017	2018	2019	2020	2021	Beyond 2021	Total
Project Costs ($000's)	850	1,170	8,765	7,210	1,005	-	-	19,000
Financed by:								
Frontage Levy	850	1,170	8,765	7,210	1,005			19,000

NET OPERATING IMPACT ($000's)	2016	2017	2018
Operating costs			
External debt and finance charges			
Transfer to General Capital Fund			
Total Direct Costs	-	-	-
Less: Incremental Revenue/Recovery	53	73	548
Net Cost/(Benefit)	(53)	(73)	(548)
Incremental Full Time Equivalent Positions	-	-	-

Class Estimate: 4

This project includes rehabilitation of the Fermor Avenue Bridge over the Seine River and reconstruction of Fermor Avenue between St. Anne's Road and Archibald Street. Preliminary design will occur in 2016 including identification of property requirements and development of a class 3 construction estimate. Detailed design will occur in 2017 including commencement of property acquisition, if required. Construction will be staged over 2018 and 2019.

The rehabilitated bridge is expected to provide service for 50 years.

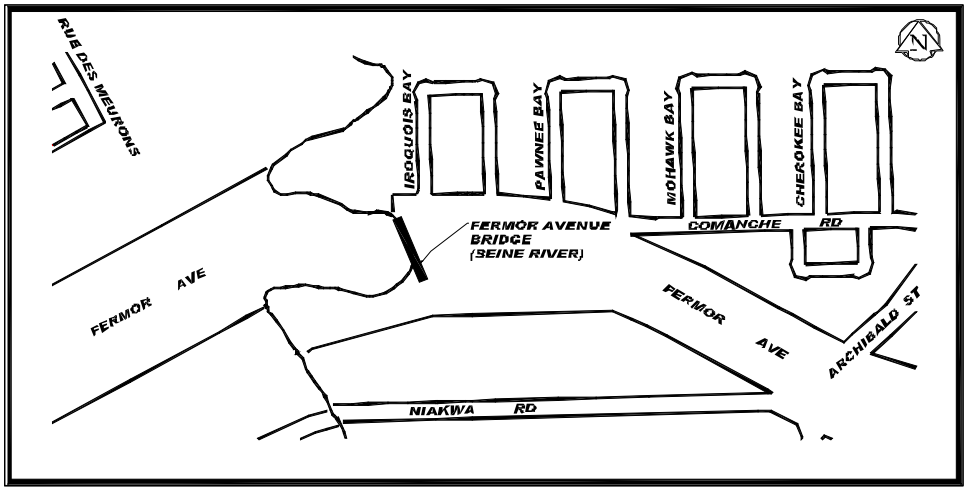

Project Name: **Saskatchewan Avenue Culvert (Sturgeon Creek)**

Department: Public Works
Project: 1805002016
Service: Roadway Construction and Maintenance
OurWinnipeg: Sustainability

AUTHORIZATION	Previous Budgets	2016 Estimate	FORECAST 2017	2018	2019	2020	2021	Five-Year Forecast Total	Six-Year Total
Project Costs ($000's)	-	1,000	1,000	8,000	-	-	-	9,000	10,000
Financed by:									
Cash to Capital				7,100				7,100	7,100
Frontage Levy		1,000	1,000	900				1,900	2,900

CASH FLOW	2016	2017	2018	2019	2020	2021	Beyond 2021	Total
Project Costs ($000's)	850	1,000	6,950	1,200	-	-	-	10,000
Financed by:								
Cash to Capital			6,035	1,065				7,100
Frontage Levy	850	1,000	915	135				2,900

NET OPERATING IMPACT ($000's)	2016	2017	2018
Operating costs			
External debt and finance charges			
Transfer to General Capital Fund			7,100
Total Direct Costs	-	-	7,100
Less: Incremental Revenue/Recovery	53	63	434
Net Cost/(Benefit)	(53)	(63)	6,666
Incremental Full Time Equivalent Positions	-	-	-

Class Estimate: 4

Replace existing culvert structure with a new bridge. Undertake preliminary engineering and property acquisition in 2016 and develop a class 3 construction estimate, detailed engineering in 2017, and construction in 2018.

The new bridge is expected to provide service for 75 years.

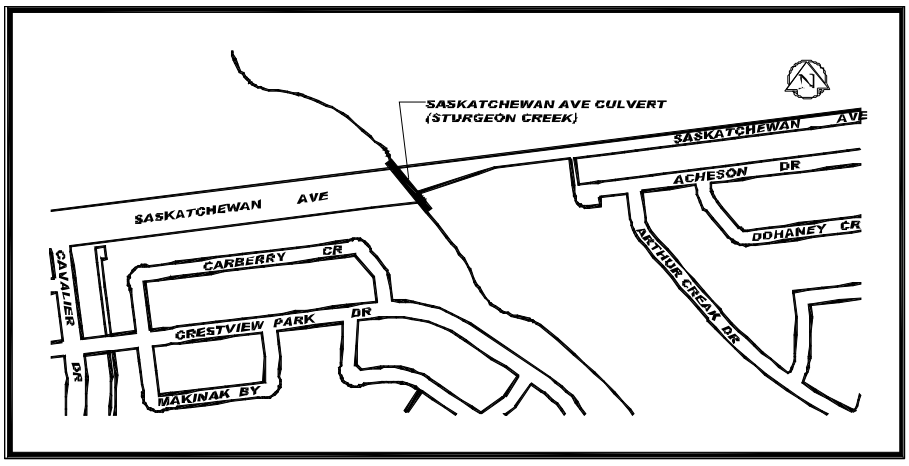

Project Name: **Ness Avenue Culvert (Sturgeon Creek)**

Department: Public Works
Project: 1805001514
Service: Roadway Construction and Maintenance
OurWinnipeg: Sustainability

AUTHORIZATION	Previous Budgets	2016 Estimate	FORECAST 2017	2018	2019	2020	2021	Five-Year Forecast Total	Six-Year Total
Project Costs ($000's)	3,000	8,000	-	-	-	-	-	-	8,000
Financed by:									
Cash to Capital	1,500							-	-
Frontage Levy		4,000						-	4,000
Provincial Funding for Road Improvements	1,500	4,000						-	4,000

CASH FLOW	2016	2017	2018	2019	2020	2021	Beyond 2021	Total
Project Costs ($000's)	6,800	1,200	-	-	-	-	-	8,000
Financed by:								
Frontage Levy	3,400	600						4,000
Provincial Funding for Road Improvements	3,400	600						4,000

NET OPERATING IMPACT ($000's)	2016	2017	2018
Operating costs			
External debt and finance charges			
Transfer to General Capital Fund			
Total Direct Costs	-	-	-
Less: Incremental Revenue/Recovery	357	63	
Net Cost/(Benefit)	(357)	(63)	-
Incremental Full Time Equivalent Positions	-	-	-

Class Estimate: 3

Replace existing structure with a new bridge. Preliminary design was undertaken in 2014. Detailed engineering was done in 2015. Construction commenced in the late fall of 2015 with completion in 2016.

On July 15, 2015 Council approved a first charge on the 2016 Capital Budget of up to $11,000,000 to allow award of contracts to ensure timely delivery of projects.

On January 27, 2016, Council approved a capital budget transfer of $3,000,000 from Ness Avenue Culvert (Sturgeon Creek) to Plessis Road Twinning and Grade Separation at CN Rail.

The new bridge is expected to provide service for 75 years.

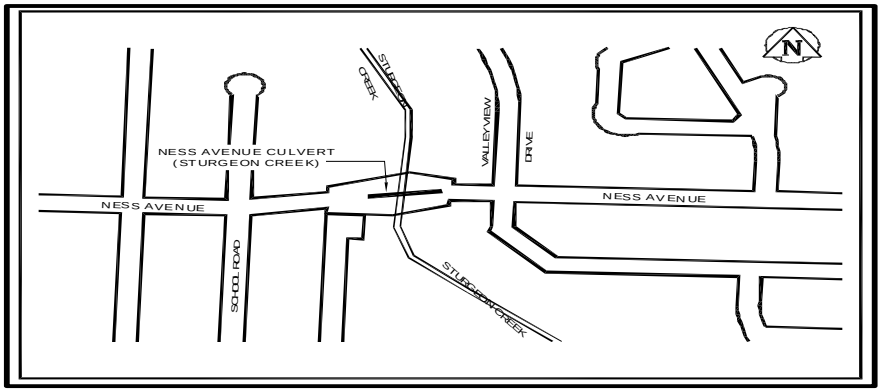

Project Name: **Saskatchewan Avenue Bridge (Omand's Creek)**

Department: Public Works
Project: 1805001815
Service: Roadway Construction and Maintenance
OurWinnipeg: Sustainability

AUTHORIZATION	Previous Budgets	2016 Estimate	FORECAST 2017	2018	2019	2020	2021	Five-Year Forecast Total	Six-Year Total
Project Costs ($000's)	700	2,300	-	-	-	-	-	-	2,300
Financed by:									
Cash to Capital		300						-	300
Frontage Levy		1,000						-	1,000
Provincial Funding for Road Improvements		1,000						-	1,000

CASH FLOW	2016	2017	2018	2019	2020	2021	Beyond 2021	Total
Project Costs ($000's)	1,955	345	-	-	-	-	-	2,300
Financed by:								
Cash to Capital	255	45						300
Frontage Levy	850	150						1,000
Provincial Funding for Road Improvements	850	150						1,000

NET OPERATING IMPACT ($000's)	2016	2017	2018
Operating costs			
External debt and finance charges			
Transfer to General Capital Fund	300		
Total Direct Costs	300	-	-
Less: Incremental Revenue/Recovery	105	18	
Net Cost/(Benefit)	195	(18)	-
Incremental Full Time Equivalent Positions	-	-	-

Class Estimate: 3

Bridge replacement with a total budget requirement of $3,000,000. Preliminary/detailed engineering and property acquisition in 2015 budgeted for $700,000 and construction in 2016 budgeted for $2,300,000.

The new structure is expected to provide service for 75 years.

On December 10, 2014 Council approved a first charge on the 2015 Capital Budget of up to $700,000 to allow award of contracts to ensure timely delivery of projects. On July 15, 2015, Council approved a first charge on the 2016 Capital Budget of up to $2,300,000 to allow award of contracts to ensure timely delivery of projects.

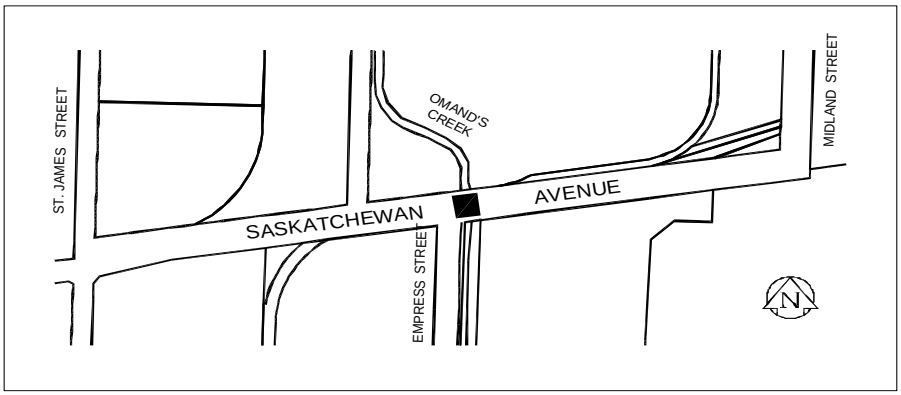

Project Name: **Lyndale Drive - Retaining Wall Rehabilitation**

Department: Public Works
Project: 1805001715
Service: Roadway Construction and Maintenance
OurWinnipeg: Sustainability

AUTHORIZATION	Previous Budgets	2016 Estimate	FORECAST 2017	2018	2019	2020	2021	Five-Year Forecast Total	Six-Year Total
Project Costs ($000's)	700	500	5,000	-	-	-	-	5,000	5,500
Financed by:									
Cash to Capital	450	250						-	250
Frontage Levy			3,500					3,500	3,500
Provincial Funding for Road Improvements	250	250	1,500					1,500	1,750

CASH FLOW	2016	2017	2018	2019	2020	2021	Beyond 2021	Total
Project Costs ($000's)	426	4,324	750	-	-	-	-	5,500
Financed by:								
Cash to Capital	213	37						250
Frontage Levy		2,975	525					3,500
Provincial Funding for Road Improvements	213	1,312	225					1,750

NET OPERATING IMPACT ($000's)	2016	2017	2018
Operating costs			
External debt and finance charges			
Transfer to General Capital Fund	250		
Total Direct Costs	250	-	-
Less: Incremental Revenue/Recovery	22	244	42
Net Cost/(Benefit)	228	(244)	(42)
Incremental Full Time Equivalent Positions	-	-	-

Class Estimate: 3 - applies to 2016 only

This retaining wall forms part of the Lyndale Drive primary dike system between Monck Avenue and Gauvin Street. The total estimated budget requirement is $6,200,000 with $700,000 in 2015 for preliminary design, $500,000 in 2016 for detailed design, and $5,000,000 in 2017 for construction. The preliminary design work will develop a class 3 construction estimate.

The retaining wall is expected to provide service for 50 years.

On December 10, 2014 Council approved a first charge on the 2015 Capital Budget of up to $500,000 to allow award of contracts to ensure timely delivery of projects.

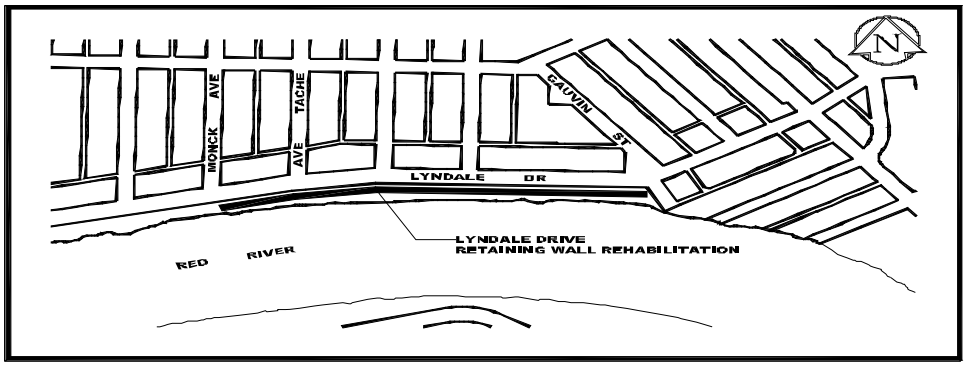

Project Name: **Osborne Street Underpass**

Department: Public Works
Project: 1805002319
Service: Roadway Construction and Maintenance
OurWinnipeg: Sustainability

AUTHORIZATION	Previous Budgets	2016 Estimate	FORECAST 2017	2018	2019	2020	2021	Five-Year Forecast Total	Six-Year Total
Project Costs ($000's)	-	-	-	-	2,500	-	-	2,500	2,500
Financed by:									
Frontage Levy					1,250			1,250	1,250
Provincial Funding for Road Improvements					1,250			1,250	1,250

CASH FLOW	2016	2017	2018	2019	2020	2021	Beyond 2021	Total
Project Costs ($000's)	-	-	-	2,126	374	-	-	2,500
Financed by:								
Frontage Levy				1,063	187			1,250
Provincial Funding for Road Improvements				1,063	187			1,250

NET OPERATING IMPACT ($000's)	2016	2017	2018
Operating costs			
External debt and finance charges			
Transfer to General Capital Fund			
Total Direct Costs	-	-	-
Less: Incremental Revenue/Recovery			
Net Cost/(Benefit)	-	-	-
Incremental Full Time Equivalent Positions	-	-	-

Class Estimate: 4

2019 - Project budget shown is to undertake conceptual study/design, preliminary design, property acquisition, public consultation, and development of a class 3 cost estimate.

Upon completion of the preliminary design, full project financing including detailed design for the potential reconstruction/widening will require commitments from other levels of government.

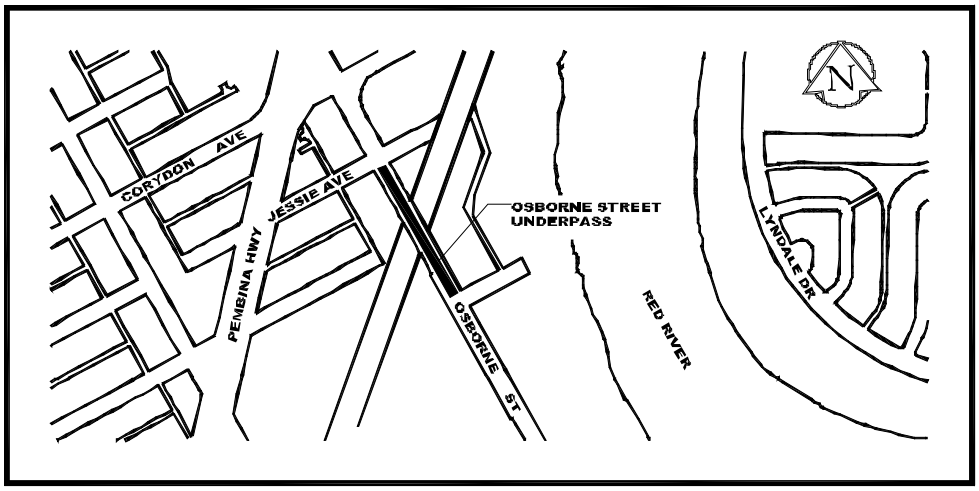

Project Name: **Dublin Avenue Bridge (Omand's Creek)**

Department: Public Works
Project: 1805002118
Service: Roadway Construction and Maintenance
OurWinnipeg: Sustainability

AUTHORIZATION	Previous Budgets	2016 Estimate	FORECAST 2017	2018	2019	2020	2021	Five-Year Forecast Total	Six-Year Total
Project Costs ($000's)	-	-	-	700	700	6,800	-	8,200	8,200
Financed by:									
Cash to Capital				700				700	700
Frontage Levy					700	6,800		7,500	7,500

CASH FLOW	2016	2017	2018	2019	2020	2021	Beyond 2021	Total
Project Costs ($000's)	-	-	595	700	5,885	1,020	-	8,200
Financed by:								
Cash to Capital			595	105				700
Frontage Levy				595	5,885	1,020		7,500

NET OPERATING IMPACT ($000's)	2016	2017	2018
Operating costs			
External debt and finance charges			
Transfer to General Capital Fund			700
Total Direct Costs	-	-	700
Less: Incremental Revenue/Recovery			30
Net Cost/(Benefit)	-	-	670
Incremental Full Time Equivalent Positions	-	-	-

Class Estimate: 4

Project will encompass replacement of the Dublin Avenue Bridge over Omand's Creek and the rehabilitation of Dublin Avenue between Midland Avenue and Field Street.

2018 - preliminary design for bridge replacement, 2019 - detailed design, 2020 - construction.

The bridge replacement will provide a 75-year service life.

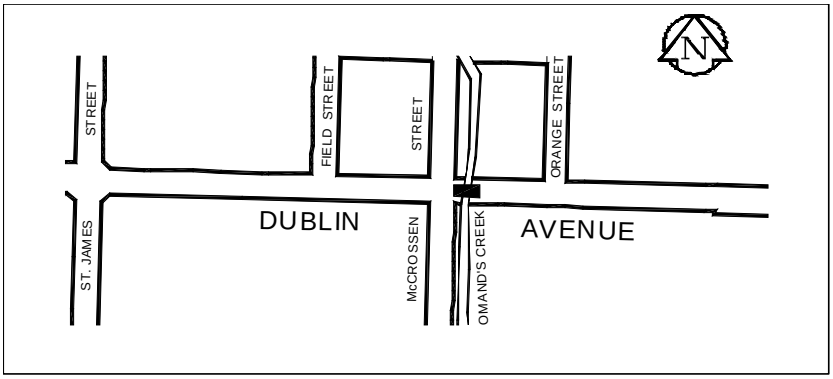

Project Name: **Sherwin Road Bridge (Omand's Creek)**

Department: Public Works
Project: 1805002419
Service: Roadway Construction and Maintenance
OurWinnipeg: Sustainability

AUTHORIZATION	Previous Budgets	2016 Estimate	FORECAST 2017	2018	2019	2020	2021	Five-Year Forecast Total	Six-Year Total
Project Costs ($000's)	-	-	-	-	700	2,800	-	3,500	3,500
Financed by:									
Cash to Capital					700			700	700
Frontage Levy						2,800		2,800	2,800

CASH FLOW	2016	2017	2018	2019	2020	2021	Beyond 2021	Total
Project Costs ($000's)	-	-	-	595	2,485	420	-	3,500
Financed by:								
Cash to Capital				595	105			700
Frontage Levy					2,380	420		2,800

NET OPERATING IMPACT ($000's)	2016	2017	2018
Operating costs			
External debt and finance charges			
Transfer to General Capital Fund			
Total Direct Costs	-	-	-
Less: Incremental Revenue/Recovery			
Net Cost/(Benefit)	-	-	-
Incremental Full Time Equivalent Positions	-	-	-

Class Estimate: 4

2019 - Preliminary and detailed design for replacement of the culvert and improvement of the intersection of Sherwin Road and Dublin Avenue. 2020 - Construction.

The replacement structure will have a service life of 75 years.

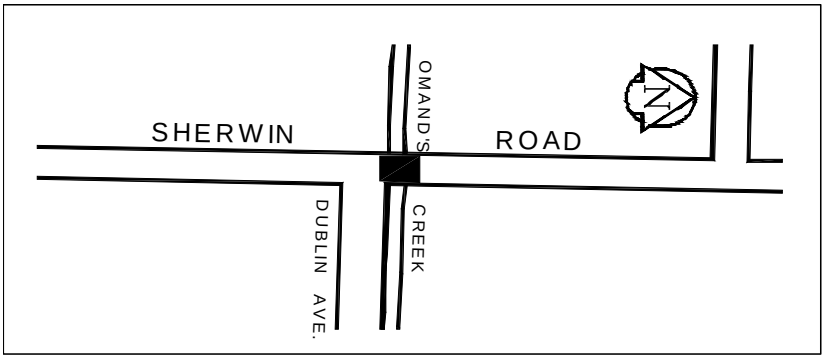

Project Name: **Pembina Highway Overpass (Bishop Grandin) Rehabilitation**

Department: Public Works
Project: 1805002520
Service: Roadway Construction and Maintenance
OurWinnipeg: Sustainability

AUTHORIZATION	Previous Budgets	2016 Estimate	FORECAST 2017	2018	2019	2020	2021	Five-Year Forecast Total	Six-Year Total
Project Costs ($000's)	-	-	-	-	-	1,000	2,000	3,000	3,000
Financed by:									
Frontage Levy						1,000	2,000	3,000	3,000

CASH FLOW	2016	2017	2018	2019	2020	2021	Beyond 2021	Total
Project Costs ($000's)	-	-	-	-	850	1,850	300	3,000
Financed by:								
Frontage Levy					850	1,850	300	3,000

NET OPERATING IMPACT ($000's)	2016	2017	2018
Operating costs			
External debt and finance charges			
Transfer to General Capital Fund			
Total Direct Costs	-	-	-
Less: Incremental Revenue/Recovery			
Net Cost/(Benefit)	-	-	-
Incremental Full Time Equivalent Positions	-	-	-

Class Estimate: 4

The overpass on Pembina Highway over Bishop Grandin will require bridge deck rehabilitation including reconstruction of the exit loop ramps. Funding shown in 2020 is for preliminary design. Funding in 2021 is for detailed design. Construction is expected to be staged over two years in 2022 and 2023. The rehabilitated structure will provide an additional 50 years of service life.

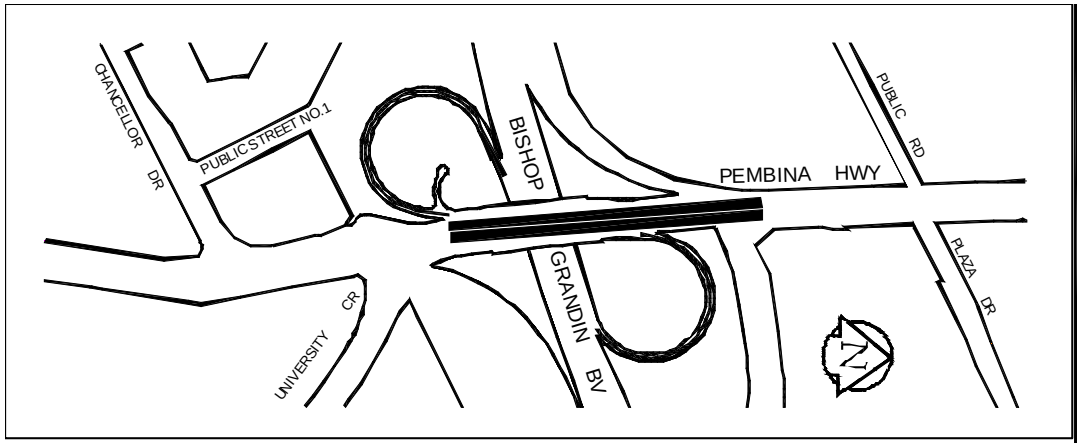

Project Name: **St. James Bridge South Bound**

Department: Public Works
Project: 1805001313
Service: Roadway Construction and Maintenance
OurWinnipeg: Key Directions for Specific City Areas

AUTHORIZATION	Previous Budgets	2016 Estimate	FORECAST 2017	2018	2019	2020	2021	Five-Year Forecast Total	Six-Year Total
Project Costs ($000's)	-	-	3,245	-	2,163	-	-	5,408	5,408
Financed by:									
Frontage Levy			3,245		2,163			5,408	5,408

CASH FLOW	2016	2017	2018	2019	2020	2021	Beyond 2021	Total
Project Costs ($000's)	-	2,758	487	1,839	324	-	-	5,408
Financed by:								
Frontage Levy		2,758	487	1,839	324		-	5,408

NET OPERATING IMPACT ($000's)	2016	2017	2018
Operating costs			
External debt and finance charges			
Transfer to General Capital Fund			
Total Direct Costs	-	-	-
Less: Incremental Revenue/Recovery		138	24
Net Cost/(Benefit)	-	(138)	(24)
Incremental Full Time Equivalent Positions	-	-	-

Class Estimate: 4 - applies to preliminary design only.

Future widening of Kenaston Boulevard will include modifications and rehabilitation of the St. James Northbound Bridge and will require replacement of the St. James Southbound Bridge. Funding of $3.245 million in 2017 is for preliminary bridge design of both the southbound and northbound bridges. Funding of $2.163 million in 2019 is for detailed design and commencement of property acquisition for St. James Southbound Bridge.

Due to age related deterioration, it is anticipated that rehabilitation or reconstruction works for the St. James Southbound Bridge need to commence by 2020. The preliminary design will also determine a recommended time frame for the rehabilitation or reconstruction of the St. James Northbound Bridge.

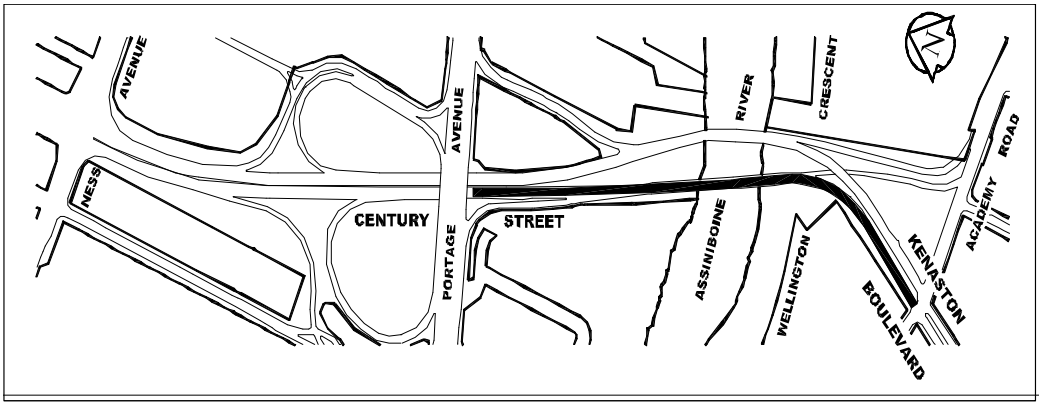

Project Name: **St. Vital Bridge Rehabilitation**

Department: Public Works
Project: 1805002721
Service: Roadway Construction and Maintenance
OurWinnipeg: Sustainability

AUTHORIZATION	Previous Budgets	2016 Estimate	FORECAST 2017	2018	2019	2020	2021	Five-Year Forecast Total	Six-Year Total
Project Costs ($000's)	-	-	-	-	-	-	1,000	1,000	1,000
Financed by:									
Frontage Levy							1,000	1,000	1,000

CASH FLOW	2016	2017	2018	2019	2020	2021	Beyond 2021	Total
Project Costs ($000's)	-	-	-	-	-	850	150	1,000
Financed by:								
Frontage Levy						850	150	1,000

NET OPERATING IMPACT ($000's)	2016	2017	2018
Operating costs			
External debt and finance charges			
Transfer to General Capital Fund			
Total Direct Costs	-	-	-
Less: Incremental Revenue/Recovery			
Net Cost/(Benefit)	-	-	-
Incremental Full Time Equivalent Positions	-	-	-

Class Estimate: 4

The St. Vital Bridge (Red River) connecting Osborne Street to Dunkirk Drive will require bridge deck rehabilitation including marginal widening to better accommodate pedestrian and cycling requirements. Funding shown in 2021 is for preliminary design. Funding will be identified in 2022 for detailed design and construction is expected to be staged over two years in 2023 and 2024. The rehabilitated structure will provide an additional 50 years of service life.

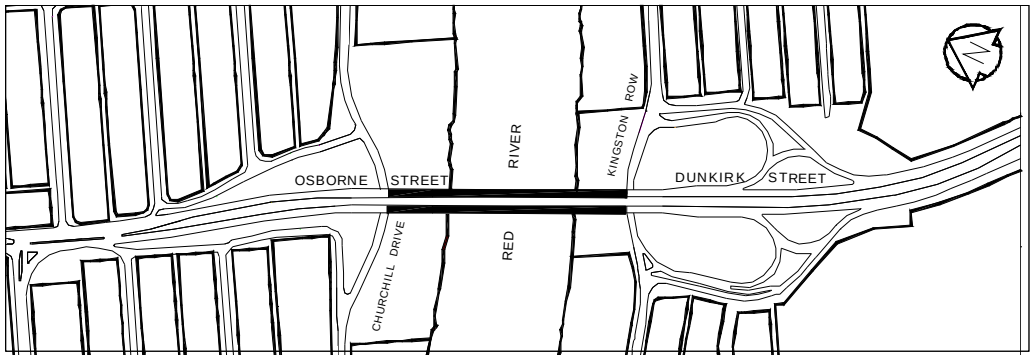

Project Name: **Waterway Crossing and Grade Separations - Annual Program**

Department: Public Works
Project: 1805000116

Service: Roadway Construction and Maintenance
OurWinnipeg: Key Directions for the Entire City

AUTHORIZATION	Previous Budgets	2016 Estimate	FORECAST 2017	2018	2019	2020	2021	Five-Year Forecast Total	Six-Year Total
Project Costs ($000's)	N/A *	3,000	3,000	3,000	3,000	3,000	3,000	15,000	18,000
Financed by:									
Cash to Capital			1,945	3,000	2,813	2,600		10,358	10,358
Frontage Levy		3,000	1,055		187	400	3,000	4,642	7,642

CASH FLOW	2016	2017	2018	2019	2020	2021	Beyond 2021	Total
Project Costs ($000's)	2,550	3,000	3,000	3,000	3,000	3,000	450	18,000
Financed by:								
Cash to Capital		1,653	2,842	2,841	2,632	390		10,358
Frontage Levy	2,550	1,347	158	159	368	2,610	450	7,642

NET OPERATING IMPACT ($000's)	2016	2017	2018
Operating costs			
External debt and finance charges			
Transfer to General Capital Fund		1,945	3,000
Total Direct Costs	-	1,945	3,000
Less: Incremental Revenue/Recovery	159	188	188
Net Cost/(Benefit)	(159)	1,757	2,812
Incremental Full Time Equivalent Positions	-	-	-

Class Estimate: Not applicable, as this is a scalable program

Annual program to carry out preventative maintenance, major repairs, improvements or replacement to existing bridges, subways, overpasses, culverts and related bridge infrastructure ensuring continued and continuous services of these facilities to the maximum practical extent.

* N/A - No amounts have been included in the "Previous Budgets" due to this project's on-going nature.

Project Name: **Disraeli Bridge and Overpass Facility**

Department: Public Works
Project: 1805001116
Service: Roadway Construction and Maintenance
OurWinnipeg: Sustainability

AUTHORIZATION	Previous Budgets	2016 Estimate	FORECAST 2017	2018	2019	2020	2021	Five-Year Forecast Total	Six-Year Total
Project Costs ($000's)	-	-	-	-	-	-	-	-	-
Financed by:									
Cash to Capital		950	910	865	662	650	550	3,637	4,587
Federal Gas Tax		17,450	17,415	17,385	14,238	12,550	12,700	74,288	91,738
Public Private Partnership Annual Service / Financing Payments		(11,859)	(11,909)	(11,959)	(11,993)	(12,014)	(12,064)	(59,939)	(71,798)
Debt servicing - repayment of debt		(6,541)	(6,416)	(6,291)	(2,907)	(1,186)	(1,186)	(17,986)	(24,527)

CASH FLOW	2016	2017	2018	2019	2020	2021	Beyond 2021	Total
Project Costs ($000's)	18,400	18,325	18,250	14,900	13,200	13,250	323,787	420,112
Financed by:								
Cash to Capital	950	910	865	662	650	550	2,200	6,787
Federal Gas Tax	17,450	17,415	17,385	14,238	12,550	12,700	321,587	413,325

NET OPERATING IMPACT ($000's)	2016	2017	2018
Operating costs			
External debt and finance charges			
Transfer to General Capital Fund	950	910	865
Total Direct Costs	950	910	865
Less: Incremental Revenue/Recovery			
Net Cost/(Benefit)	950	910	865
Incremental Full Time Equivalent Positions	-	-	-

Class Estimate: 1

The Disraeli Bridges and Overpass Facility was procured using a P3 approach and the facility opened on November 19, 2012.

The City will make on-going lease payments to Plenary Roads Winnipeg (PRW) extending until 2042. These payments are required under a 30-year contract with PRW and cover the remaining capital cost of the facility as well as the maintenance of the facility.

There are significant provisions in the contract to ensure the City's performance specifications are met and the facility is returned to the City in good condition at the end of the contract. Costs associated with monitoring this contract are also included in this budget. Payments to PRW are performance based and are reduced where the City's performance specifications are not met.

A portion of the payment to PRW represents an annual amount dedicated to the maintenance of the facility, including long term rehabilitative costs. This amount is adjusted for changes to the Consumer Price Index on an annual basis.

A portion of the project ($75 million) was financed by $25 million in external debt and the balance being financed internally. The Public Service issued $25 million in external debt at an interest rate of 3.759% over a repayment term of 40 years. The outstanding balance of internal financing as at the end of 2015 is $18.4 million and will be repaid over a period of 4 years. Debt servicing represents interest and principal repayment of external debt and internal financing. In the event internal financing was to become unavailable, authority is in place to seek additional external financing.

The above annual estimates include the authorization for the lease and financing payments to be incurred and charged to the projects in the General Capital Fund.

Disraeli Bridge and Overpass Facility (continued):

The above annual estimates relate to the maintenance phase of the project and include the authorization for the lease payments and debt servicing related to the facility.

On December 9, 2015 Council adopted a first charge of up to $3 million in 2016 or prior to the adoption of the 2016 Capital Budget in order to make scheduled payments to the P3 contract.

A recommendation to Council to adopt a first charge of up to $5.497 million is required if the 2017 Capital Budget is not approved by December 31, 2016 in order to make scheduled monthly payments to the P3 contract.

As financing and administration costs are implicit in the lease payments, this project is exempt from the Corporate Administration and Interest charges.

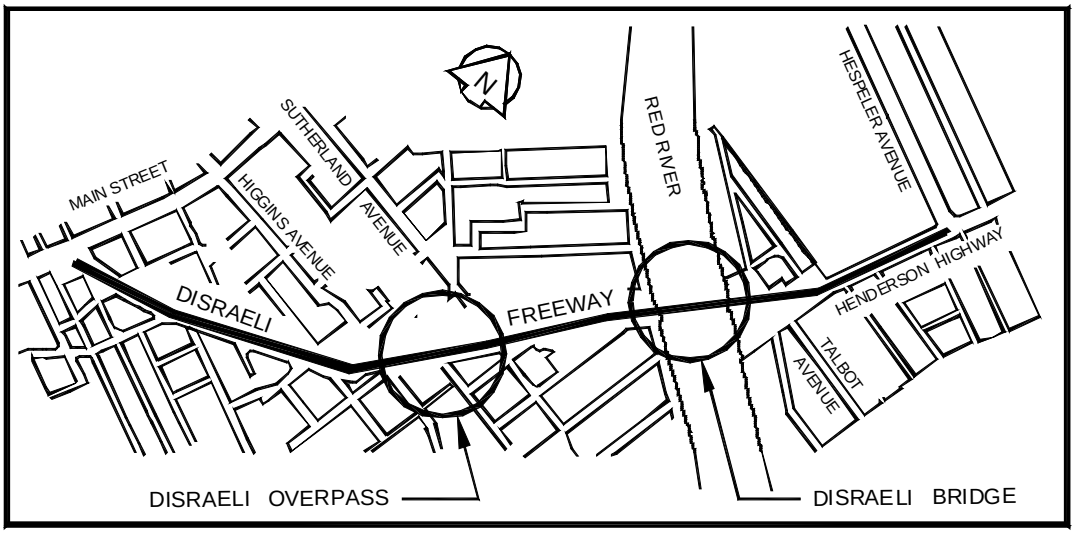

Project Name: **Charleswood Bridge**

Department: Public Works
Project: 1805001016

Service: Roadway Construction and Maintenance
OurWinnipeg: Key Directions for the Entire City

AUTHORIZATION	Previous Budgets	2016 Estimate	FORECAST 2017	2018	2019	2020	2021	Five-Year Forecast Total	Six-Year Total
Project Costs ($000's)	-	-	-	-	-	-	-	-	-
Financed by:									
Cash to Capital		1,478	1,478	1,478	1,478	1,478	1,478	7,390	8,868
Public Private Partnership Lease Payments		(1,478)	(1,478)	(1,478)	(1,478)	(1,478)	(1,478)	(7,390)	(8,868)

CASH FLOW	2016	2017	2018	2019	2020	2021	Beyond 2021	Total
Project Costs ($000's)	1,478	1,478	1,478	1,478	1,478	1,478	4,434	13,302
Financed by:								
Cash to Capital - See Note	1,478	1,478	1,478	1,478	1,478	1,478	4,434	13,302

NET OPERATING IMPACT ($000's)	2016	2017	2018
Operating costs			
External debt and finance charges			
Transfer to General Capital Fund	1,478	1,478	1,478
Total Direct Costs	1,478	1,478	1,478
Less: Incremental Revenue/Recovery			
Net Cost/(Benefit)	1,478	1,478	1,478
Incremental Full Time Equivalent Positions	-	-	-

Class Estimate: 1

The Charleswood Bridge was constructed in 1994 and 1995 along with the roadworks between Roblin Boulevard and Ness Avenue.

The bridge portion of the project was undertaken as a public-private partnership, with lease payments extending until 2024.

The above annual estimates include the authorization for the lease payments to be incurred and charged to the Project in the General Capital Fund.

Note: Cash flow beyond 2021 equals payments to 2024.

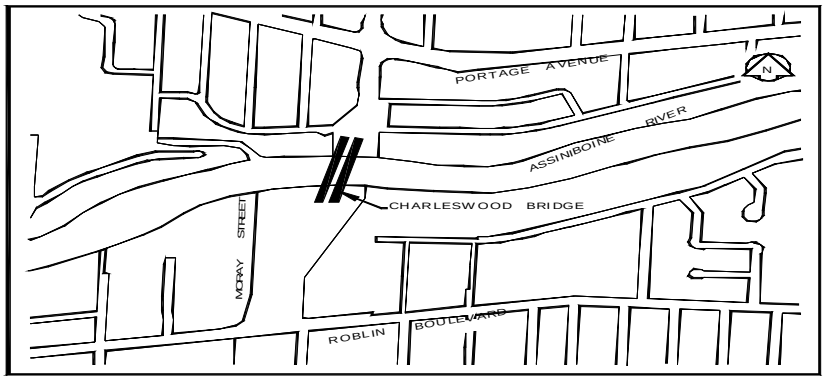

Project Name: **Plessis Road Twinning and Grade Separation at CN Rail**

Department: Public Works
Project: 1803000112

Service: Roadway Construction and Maintenance
OurWinnipeg: Key Directions for the Entire City

AUTHORIZATION	Previous Budgets	2016 Estimate	FORECAST 2017	2018	2019	2020	2021	Five-Year Forecast Total	Six-Year Total
Project Costs ($000's)	77,000	10,500	-	-	-	-	-	-	10,500
Financed by:									
Cash to Capital		3,000						-	3,000
CN Rail Cost Sharing		7,500						-	7,500

CASH FLOW	2016	2017	2018	2019	2020	2021	Beyond 2021	Total
Project Costs ($000's)	10,500	-	-	-	-	-	-	10,500
Financed by:								
Cash to Capital	3,000							3,000
CN Rail Cost Sharing	7,500							7,500

NET OPERATING IMPACT ($000's)	2016	2017	2018
Operating costs			
External debt and finance charges			
Transfer to General Capital Fund	3,000		
Total Direct Costs	3,000	-	-
Less: Incremental Revenue/Recovery	210		
Net Cost/(Benefit)	2,790	-	-
Incremental Full Time Equivalent Positions	-	-	-

Class Estimate: 2

Budget augmented with funding provided by CN Rail. This is required for additional costs including delays in construction of the temporary railway detour, the relocation of Oil Authority pipelines, the acceleration of the opening of two traffic lanes by October 31, 2015, and associated engineering fees.

On January 27, 2016, Council approved a cost-sharing arrangement for CN Rail to pay the City $7,500,000 as their cost apportionment, and approved a capital budget transfer of $3,000,000 from Ness Avenue Culvert (Sturgeon Creek).

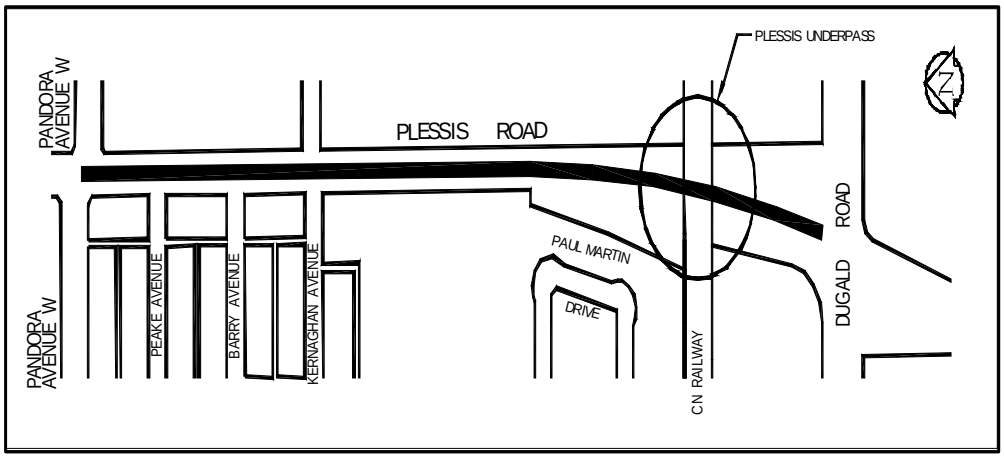

Project Name: **Chief Peguis Trail - Henderson Highway to Lagimodiere Boulevard**

Department: Public Works
Project: 1801000216
Service: Roadway Construction and Maintenance
OurWinnipeg: Sustainability

AUTHORIZATION	Previous Budgets	2016 Estimate	FORECAST 2017	2018	2019	2020	2021	Five-Year Forecast Total	Six-Year Total
Project Costs ($000's)	-	-	-	-	-	-	-	-	-
Financed by:									
Cash to Capital		785	860	950	1,193	1,250	1,395	5,648	6,433
Federal Gas Tax		6,365	6,325	6,280	6,077	6,065	5,965	30,712	37,077
Public Private Partnership Annual Service / Financing Payments		(6,171)	(6,206)	(6,251)	(6,291)	(6,336)	(6,381)	(31,465)	(37,636)
Debt servicing - repayment of debt		(979)	(979)	(979)	(979)	(979)	(979)	(4,895)	(5,874)

CASH FLOW	2016	2017	2018	2019	2020	2021	Beyond 2021	Total
Project Costs ($000's)	7,150	7,185	7,230	7,270	7,315	7,360	173,732	217,242
Financed by:								
Cash to Capital	785	860	950	1,193	1,250	1,395	68,426	74,859
Federal Gas Tax	6,365	6,325	6,280	6,077	6,065	5,965	105,306	142,383

NET OPERATING IMPACT ($000's)	2016	2017	2018
Operating costs			
External debt and finance charges			
Transfer to General Capital Fund	785	860	950
Total Direct Costs	785	860	950
Less: Incremental Revenue/Recovery			
Net Cost/(Benefit)	785	860	950
Incremental Full Time Equivalent Positions	-	-	-

Class Estimate: 1

The Chief Peguis Trail Extension from Henderson Highway to Lagimodiere Boulevard was procured using a P3 approach and the facility opened on December 2, 2011.

There are significant provisions in the contract to ensure the City's performance specifications are met and the facility is returned to the City in good condition at the end of the contract. Costs associated with monitoring this contract are also included in this budget. Payments to DBF2 are performance based and are reduced where the City's performance specifications are not met.

A portion of the payment to DBF2 represents an annual amount dedicated to the maintenance of the facility, including long term rehabilitative costs. This amount is adjusted for changes to the Consumer Price Index on an annual basis.

A portion of the project was financed by the City issuing $18.7 million in external debt. The debt servicing above represents the repayment of principal and interest on the external debt associated with the project over a period of 40 years.

The above annual estimates include the authorization for the lease and financing payments to be incurred and charged to the Projects in the General Capital Fund.

Chief Peguis Trail - Henderson Highway to Lagimodiere Boulevard (continued):

On December 9, 2015 Council adopted a first charge of up to $1.56 million in 2016 or prior to the adoption of the 2016 Capital Budget in order to make scheduled payments to the P3 contract.

A recommendation to Council to adopt a first charge of up to $2.155 million is required if the 2017 Capital Budget is not approved by December 31, 2016 in order to make the scheduled monthly payments to the P3 contract.

As financing and administration costs are implicit in the lease payments, this capital project is exempt from the Corporate Administration and Interest charges.

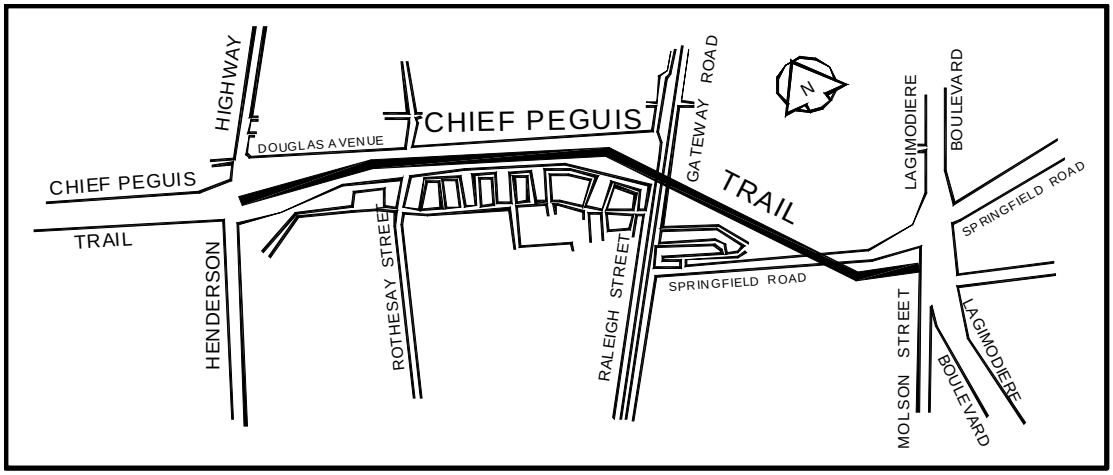

Project Name: **Asset Management System - Various Divisions**

Department: Public Works
Project: 1812000117
Service: Roadway Construction and Maintenance
OurWinnipeg: Sustainability

AUTHORIZATION	Previous Budgets	2016 Estimate	FORECAST 2017	2018	2019	2020	2021	Five-Year Forecast Total	Six-Year Total
Project Costs ($000's)	N/A *	-	100	100	100	100	100	500	500
Financed by:									
Cash to Capital			100	100	100	100	100	500	500

CASH FLOW	2016	2017	2018	2019	2020	2021	Beyond 2021	Total
Project Costs ($000's)	-	85	100	100	100	100	15	500
Financed by:								
Cash to Capital		85	100	100	100	100	15	500

NET OPERATING IMPACT ($000's)	2016	2017	2018
Operating costs			
External debt and finance charges			
Transfer to General Capital Fund		100	100
Total Direct Costs	-	100	100
Less: Incremental Revenue/Recovery		5	6
Net Cost/(Benefit)	-	95	94
Incremental Full Time Equivalent Positions	-	-	-

Class Estimate: Not applicable, as this is a scalable program

The asset management program being implemented in the Public Works Department is centered on the application of quality management principles to the operation, maintenance, and renewal of infrastructure. A primary objective is the development and implementation of methodologies to preserve the infrastructure and to identify the funding necessary for the long term preservation of the assets.

An objective of the asset management program is to extend this systematic structural quality management approach to all the infrastructure under the Public Works Department responsibility. Funds are required to implement new or maintain existing asset management programs.

* N/A - No amounts have been included in the "Previous Budgets" due to this project's on-going nature.

Project Name: **Land Drainage Sewers - Regional / Local Streets**

Department: Public Works
Project: 1813000116
Service: Land Drainage and Flood Control
OurWinnipeg: Vitality

AUTHORIZATION	Previous Budgets	2016 Estimate	FORECAST 2017	2018	2019	2020	2021	Five-Year Forecast Total	Six-Year Total
Project Costs ($000's)	N/A *	700	1,000	1,000	1,000	300	300	3,600	4,300
Financed by:									
Cash to Capital		700	1,000	1,000	1,000	300	300	3,600	4,300

CASH FLOW	2016	2017	2018	2019	2020	2021	Beyond 2021	Total
Project Costs ($000's)	595	955	1,000	1,000	405	300	45	4,300
Financed by:								
Cash to Capital	595	955	1,000	1,000	405	300	45	4,300

NET OPERATING IMPACT ($000's)	2016	2017	2018
Operating costs			
External debt and finance charges			
Transfer to General Capital Fund	700	1,000	1,000
Total Direct Costs	700	1,000	1,000
Less: Incremental Revenue/Recovery	37	60	63
Net Cost/(Benefit)	663	940	937
Incremental Full Time Equivalent Positions	-	-	-

Class Estimate: 3

Land drainage sewers and catch basins required for Local Improvement projects and other miscellaneous drainage improvements.

* N/A - No amounts have been included in the "Previous Budgets" due to this project's on-going nature.

Project Name: **Land Acquisition - Transportation Right of Way**

Department: Public Works
Project: 1834000116
Service: Transportation Planning and Traffic Management
OurWinnipeg: Key Directions for the Entire City

AUTHORIZATION	Previous Budgets	2016 Estimate	FORECAST 2017	2018	2019	2020	2021	Five-Year Forecast Total	Six-Year Total
Project Costs ($000's)	N/A *	300	300	300	300	300	300	1,500	1,800
Financed by:									
Cash to Capital		300	300	300	300	300	300	1,500	1,800

CASH FLOW	2016	2017	2018	2019	2020	2021	Beyond 2021	Total
Project Costs ($000's)	300	300	300	300	300	300	-	1,800
Financed by:								
Cash to Capital	300	300	300	300	300	300		1,800

NET OPERATING IMPACT ($000's)	2016	2017	2018
Operating costs			
External debt and finance charges			
Transfer to General Capital Fund	300	300	300
Total Direct Costs	300	300	300
Less: Incremental Revenue/Recovery	19	19	19
Net Cost/(Benefit)	281	281	281
Incremental Full Time Equivalent Positions	-	-	-

Class Estimate: Not applicable, as this is a scalable program

Allowance for the acquisition of land for future transportation rights-of-way was not included in any specific capital project within the given year's capital program. This program facilitates acquiring rights-of-way when the necessary land becomes available or when non-compatible private development is proposed on the land that will be required.

* N/A - No amounts have been included in the "Previous Budgets" due to this project's on-going nature.

Project Name: **Reforestation - Improvements**

Department: Public Works
Project: 1850000116
Service: Parks and Urban Forestry
OurWinnipeg: Environment

AUTHORIZATION	Previous Budgets	2016 Estimate	FORECAST 2017	2018	2019	2020	2021	Five-Year Forecast Total	Six-Year Total
Project Costs ($000's)	N/A *	766	766	766	383	383	383	2,681	3,447
Financed by:									
Cash to Capital		766	766	766	383	383	383	2,681	3,447

CASH FLOW	2016	2017	2018	2019	2020	2021	Beyond 2021	Total
Project Costs ($000's)	651	766	766	440	383	383	58	3,447
Financed by:								
Cash to Capital	651	766	766	440	383	383	58	3,447

NET OPERATING IMPACT ($000's)	2016	2017	2018
Operating costs			
External debt and finance charges			
Transfer to General Capital Fund	766	766	766
Total Direct Costs	766	766	766
Less: Incremental Revenue/Recovery	41	48	48
Net Cost/(Benefit)	725	718	718
Incremental Full Time Equivalent Positions	-	-	-

Class Estimate: Not applicable, as this is a scalable program

Sustainable urban forest management program may include tree replacement, tree pruning, improvement of tree vaults, grates or wells, and inventory along City boulevards, plazas, and parks.

* N/A - No amounts have been included in the "Previous Budgets" due to this project's on-going nature.

Project Name: **Athletic Fields - Improvements**

Department: Public Works
Project: 1852000116
Service: Parks and Urban Forestry
OurWinnipeg: Environment

AUTHORIZATION	Previous Budgets	2016 Estimate	FORECAST 2017	2018	2019	2020	2021	Five-Year Forecast Total	Six-Year Total
Project Costs ($000's)	N/A *	200	200	200	200	200	200	1,000	1,200
Financed by:									
Cash to Capital		200	200	200	200	200	200	1,000	1,200

CASH FLOW	2016	2017	2018	2019	2020	2021	Beyond 2021	Total
Project Costs ($000's)	200	200	200	200	200	200	-	1,200
Financed by:								
Cash to Capital	200	200	200	200	200	200		1,200

NET OPERATING IMPACT ($000's)	2016	2017	2018
Operating costs			
External debt and finance charges			
Transfer to General Capital Fund	200	200	200
Total Direct Costs	200	200	200
Less: Incremental Revenue/Recovery	13	13	13
Net Cost/(Benefit)	187	187	187
Incremental Full Time Equivalent Positions	-	-	-

Class Estimate: Not applicable, as this is a scalable program

Athletic field improvements in areas requiring grading, sodding, seeding, irrigation and/or drainage improvements, replacement of backstops, goal posts, and other related work as required on a site-by-site basis.

* N/A - No amounts have been included in the "Previous Budgets" due to this project's on-going nature.

Project Name: **Parks - Improvements**

Department: Public Works
Project: 1853000116
Service: Parks and Urban Forestry
OurWinnipeg: Environment

AUTHORIZATION	Previous Budgets	2016 Estimate	FORECAST 2017	2018	2019	2020	2021	Five-Year Forecast Total	Six-Year Total
Project Costs ($000's)	N/A *	850	700	755	655	655	655	3,420	4,270
Financed by:									
Cash to Capital		850	700	755	655	655	655	3,420	4,270

CASH FLOW	2016	2017	2018	2019	2020	2021	Beyond 2021	Total
Project Costs ($000's)	723	723	747	670	655	655	97	4,270
Financed by:								
Cash to Capital	723	723	747	670	655	655	97	4,270

NET OPERATING IMPACT ($000's)	2016	2017	2018
Operating costs	35	61	102
External debt and finance charges			
Transfer to General Capital Fund	850	700	755
Total Direct Costs	885	761	857
Less: Incremental Revenue/Recovery	45	45	47
Net Cost/(Benefit)	840	716	810
Incremental Full Time Equivalent Positions	-	-	-

Class Estimate: 3 - applies to 2016 only

Refurbishment and/or improvements to various parks to repair aging park infrastructure and related amenities.

2016 funds will be allocated to two sites: 1) Crescent Drive Park ($400,000) - New accessible play area with rubber tile safety surface; 2) King's Park Improvements ($250,000) - Well installation, community consultation and detail drawings for park; and 3) Accessible Toboggan Slide Ramp at St. Vital Park ($200,000).

2017 funds will be allocated to two sites: 1) King's Park Improvements which may include public washroom replacement, play structure installation, pathways, dog park fencing, shade structure, skate change benches, and improved signage ($600,000); and 2) Leila Strasbourg Park ($100,000).

2018 funds will include restoration of the T-33 Jet Air Frame at Portage Avenue and Woodhaven Boulevard ($100,000).

* N/A - No amounts have been included in the "Previous Budgets" due to this project's on-going nature.

Project Name: **Regional and Community Parks - Buildings**

Department: Public Works
Project: 6318020115
Service: Parks and Urban Forestry
OurWinnipeg: Environment

AUTHORIZATION	Previous Budgets	2016 Estimate	FORECAST 2017	2018	2019	2020	2021	Five-Year Forecast Total	Six-Year Total
Project Costs ($000's)	3,350	1,200	1,300	850	950	950	370	4,420	5,620
Financed by:									
Cash to Capital		1,200	1,300	850	950	950	370	4,420	5,620

CASH FLOW	2016	2017	2018	2019	2020	2021	Beyond 2021	Total
Project Costs ($000's)	1,020	1,285	918	935	950	457	55	5,620
Financed by:								
Cash to Capital	1,020	1,285	918	935	950	457	55	5,620

NET OPERATING IMPACT ($000's)	2016	2017	2018
Operating costs			
External debt and finance charges			
Transfer to General Capital Fund	1,200	1,300	850
Total Direct Costs	1,200	1,300	850
Less: Incremental Revenue/Recovery	64	80	57
Net Cost/(Benefit)	1,136	1,220	793
Incremental Full Time Equivalent Positions	-	-	-

Class Estimate: 4

See program details on next page.

Regional and Communtiy Parks - Buildings (continued):

Funds will be allocated to:	**2016**	**2017**	**2018**	**2019**	**2020**	**2021**	**Total**
Kildonan Park - Rainbow Stage refurbishment Detailed design work in 2016 will provide a Class 3 estimate prior to beginning construction in 2017	400	1,300					1,700
LaBarriere Park - Washroom/staff building Class 4 estimate based on experience with similar buildings; Class 3 estimate will be attained prior to construction	500						500
Fraser's Grove Park - Staff building replacement Class 4 estimate based on experience with similar buildings; Class 3 estimate will be attained prior to construction	300						300
Little Mountain Park - Refurbish public washroom building			350				350
735 Assiniboine - Replace staff house and renovate garage			500				500
St. Vital Park - Replace staff house and garage - relocate on site				950			950
St. Vital Park - Renovate former staff house / public washrooms					550		550
Centennial Park - Replace staff building and garage					300		300
Assiniboine Park Zoo Complex Sewer Siphon Assiniboine River Crossing - Condition Inspection/ Assessment.					100		100
Churchill Drive Park - Replace public washrooms/ garage						370	370
	1,200	**1,300**	**850**	**950**	**950**	**370**	**5,620**

Project Name: **Off Leash Dog Park Master Plan**

Department: Public Works
Project: 1853000216
Service: Parks and Urban Forestry
OurWinnipeg: Vitality

AUTHORIZATION	Previous Budgets	2016 Estimate	FORECAST 2017	2018	2019	2020	2021	Five-Year Forecast Total	Six-Year Total
Project Costs ($000's)	-	100	-	-	-	-	-	-	100
Financed by:									
Cash to Capital		100						-	100

CASH FLOW	2016	2017	2018	2019	2020	2021	Beyond 2021	Total
Project Costs ($000's)	100	-	-	-	-	-	-	100
Financed by:								
Cash to Capital	100							100

NET OPERATING IMPACT ($000's)	2016	2017	2018
Operating costs			
External debt and finance charges			
Transfer to General Capital Fund	100		
Total Direct Costs	100	-	-
Less: Incremental Revenue/Recovery	3		
Net Cost/(Benefit)	97	-	-
Incremental Full Time Equivalent Positions	-	-	-

Class Estimate: 3

In order to address a number of concerns with the existing "Guidelines for Off Leash Dog Parks in the City of Winnipeg" an "Off Leash Dog Master Plan" is envisioned. This master plan would build from the existing document, and include a number of other components such as:

- Developing a vision, goals, and objectives for off leash dog parks in Winnipeg,
- Continued research in additional jurisdictions that have off leash dog parks,
- Develop options for off leash dog parks including capital and operating funding alternatives,
- Make recommendations for implementation,
- Complete a broad range of consultation activities including open houses, a web survey to solicit views on dog parks, newsletters, internet input, meetings with stakeholders (including all off leash dog groups and the Winnipeg Humane Society).

Project Name: **Hardsurface Upgrading**

Department: Public Works
Project: 1856000116
Service: Parks and Urban Forestry
OurWinnipeg: Environment

AUTHORIZATION	Previous Budgets	2016 Estimate	FORECAST 2017	2018	2019	2020	2021	Five-Year Forecast Total	Six-Year Total
Project Costs ($000's)	N/A *	150	150	150	150	150	150	750	900
Financed by:									
Cash to Capital		150	150	150	150	150	150	750	900

CASH FLOW	2016	2017	2018	2019	2020	2021	Beyond 2021	Total
Project Costs ($000's)	128	150	150	150	150	150	22	900
Financed by:								
Cash to Capital	128	150	150	150	150	150	22	900

NET OPERATING IMPACT ($000's)	2016	2017	2018
Operating costs			
External debt and finance charges			
Transfer to General Capital Fund	150	150	150
Total Direct Costs	150	150	150
Less: Incremental Revenue/Recovery	8	9	9
Net Cost/(Benefit)	142	141	141
Incremental Full Time Equivalent Positions	-	-	-

Class Estimate: Not applicable, as this is a scalable program

Upgrading of plazas, pathways, roadways, tennis courts, basketball courts and skate board parks at various parks locations.

* N/A - No amounts have been included in the "Previous Budgets" due to this project's on-going nature.

Project Name: **Parks and Recreation Enhancement Program**

Department: Public Works
Project: 1857000116
Service: Parks and Urban Forestry
OurWinnipeg: Environment

AUTHORIZATION	Previous Budgets	2016 Estimate	FORECAST 2017	2018	2019	2020	2021	Five-Year Forecast Total	Six-Year Total
Project Costs ($000's)	N/A *	3,300	3,300	3,300	3,300	3,300	3,300	16,500	19,800
Financed by:									
Cash to Capital		3,300	3,300	3,300	3,300	3,300	3,300	16,500	19,800

CASH FLOW	2016	2017	2018	2019	2020	2021	Beyond 2021	Total
Project Costs ($000's)	2,805	3,300	3,300	3,300	3,300	3,300	495	19,800
Financed by:								
Cash to Capital	2,805	3,300	3,300	3,300	3,300	3,300	495	19,800

NET OPERATING IMPACT ($000's)	2016	2017	2018
Operating costs			
External debt and finance charges			
Transfer to General Capital Fund	3,300	3,300	3,300
Total Direct Costs	3,300	3,300	3,300
Less: Incremental Revenue/Recovery	175	206	206
Net Cost/(Benefit)	3,125	3,094	3,094
Incremental Full Time Equivalent Positions	-	-	-

Class Estimate: Not applicable, as this is a scalable program

The Parks and Recreation Enhancement Program is focused on playground structure and park amenity replacement (including park signage, park furniture, fencing, lighting, pathways, hard surfacing, vegetation, and play equipment) and other parks and recreation enhancements.

* N/A - No amounts have been included in the "Previous Budgets" due to this project's on-going nature.

Project Name: **Insect Control - Replace 3 Grey Street Operations Building**

Department: Public Works
Project: 1858000315
Service: Insect Control
OurWinnipeg: Environment

AUTHORIZATION	Previous Budgets	2016 Estimate	FORECAST 2017	2018	2019	2020	2021	Five-Year Forecast Total	Six-Year Total
Project Costs ($000's)	300	-	732	-	-	-	-	732	732
Financed by:									
Cash to Capital			732					732	732

CASH FLOW	2016	2017	2018	2019	2020	2021	Beyond 2021	Total
Project Costs ($000's)	-	732	-	-	-	-	-	732
Financed by:								
Cash to Capital		732						732

NET OPERATING IMPACT ($000's)	2016	2017	2018
Operating costs			
External debt and finance charges			
Transfer to General Capital Fund		732	
Total Direct Costs	-	732	-
Less: Incremental Revenue/Recovery		15	
Net Cost/(Benefit)	-	717	-
Incremental Full Time Equivalent Positions	-	-	-

Class Estimate: 4

The Insect Control Operations Building at 3 Grey Street is a late 1940's structure that requires replacement. The site has been in operation since the late 1920's and received environmental remediation for soil contamination in 2007.

2017 - Preparation of construction documents and a bid opportunity subject to funding for construction in 2018.

Project Name: **Urban Forest Enhancement Program**

Department: Public Works
Project: 1850000216
Service: Parks and Urban Forestry
OurWinnipeg: Environment

AUTHORIZATION	Previous Budgets	2016 Estimate	FORECAST 2017	2018	2019	2020	2021	Five-Year Forecast Total	Six-Year Total
Project Costs ($000's)	N/A *	1,300	1,300	1,300	1,300	1,300	1,300	6,500	7,800
Financed by:									
Cash to Capital		1,300	1,300	1,300	1,300	1,300	1,300	6,500	7,800

CASH FLOW	2016	2017	2018	2019	2020	2021	Beyond 2021	Total
Project Costs ($000's)	1,300	1,300	1,300	1,300	1,300	1,300	-	7,800
Financed by:								
Cash to Capital	1300	1,300	1,300	1,300	1,300	1,300		7,800

NET OPERATING IMPACT ($000's)	2016	2017	2018
Operating costs			
External debt and finance charges			
Transfer to General Capital Fund	1,300	1,300	1,300
Total Direct Costs	1,300	1,300	1,300
Less: Incremental Revenue/Recovery	81	81	81
Net Cost/(Benefit)	1,219	1,219	1,219
Incremental Full Time Equivalent Positions	-	-	-

Class Estimate: Not applicable, as this is a scalable program

This program will include the following types of work which will be prioritized by need annually: removal of high risk trees (standing dead or dying), planting of 1.5" to 2.5" caliper stock, installation of tree vaults and silva cells along major routes (coordinate with street and sidewalk renewals where possible), planting of small caliper and bare route tree stock at appropriate sites.

The 2016 program would see $700,000 allocated to remove approximately 580 high risk trees, and $100,000 allocated to a creating an inventory of ash trees on private property in preparation for arrival of the invasive Emerald Ash Borer beetle.

The 2016 budget further includes $500,000 for the replacement of public trees lost due to dutch elm disease.

* N/A - No amounts have been included in the "Previous Budgets" due to this project's on-going nature.

Project Name: **Bridgwater Forest Fountain Restoration**

Department: Public Works
Project: 1851000116

Service: City Beautification
OurWinnipeg: Vitality

AUTHORIZATION	Previous Budgets	2016 Estimate	FORECAST 2017	2018	2019	2020	2021	Five-Year Forecast Total	Six-Year Total
Project Costs ($000's)	-	100	-	-	-	-	-	-	100
Financed by:									
Cash to Capital		100							100

CASH FLOW	2016	2017	2018	2019	2020	2021	Beyond 2021	Total
Project Costs ($000's)	85	15	-	-	-	-	-	100
Financed by:								
Cash to Capital	85	15						100

NET OPERATING IMPACT ($000's)	2016	2017	2018
Operating costs	3	5	5
External debt and finance charges			
Transfer to General Capital Fund	100		
Total Direct Costs	103	5	5
Less: Incremental Revenue/Recovery	5	1	
Net Cost/(Benefit)	98	4	5
Incremental Full Time Equivalent Positions	-	-	-

Class Estimate: 4

A class 3 estimate will be obtained when the tank is excavated as the condition of the tank and pad are unknown. Funding is required to restore the water fountain to operating level and repair landscaping.

Project Name: **Regional Parks Investment Strategy**

Department: Public Works
Project: 1859000116
Service: Parks and Urban Forestry
OurWinnipeg: Sustainability

AUTHORIZATION	Previous Budgets	2016 Estimate	FORECAST 2017	2018	2019	2020	2021	Five-Year Forecast Total	Six-Year Total
Project Costs ($000's)	-	200	100	-	-	-	-	100	300
Financed by:									
Cash to Capital		200	100					100	300

CASH FLOW	2016	2017	2018	2019	2020	2021	Beyond 2021	Total
Project Costs ($000's)	170	115	15	-	-	-	-	300
Financed by:								
Cash to Capital	170	115	15					300

NET OPERATING IMPACT ($000's)	2016	2017	2018
Operating costs			
External debt and finance charges			
Transfer to General Capital Fund	200	100	
Total Direct Costs	200	100	-
Less: Incremental Revenue/Recovery	11	7	1
Net Cost/(Benefit)	189	93	(1)
Incremental Full Time Equivalent Positions	-	-	-

Class Estimate: 3

This Strategy would define a short and long-term capital investment plan for all regional parks in Winnipeg, and make recommendations for implementation based on assessed needs ($200,000).

In 2017, $100,000 would be allocated to developing the first intensive study on one of the parks identified in the Strategy.

Project Name: **Kilcona Park Master Plan**

Department: Public Works
Project: 1853000221
Service: Parks and Urban Forestry
OurWinnipeg: Environment

AUTHORIZATION	Previous Budgets	2016 Estimate	FORECAST 2017	2018	2019	2020	2021	Five-Year Forecast Total	Six-Year Total
Project Costs ($000's)	-	-	-	-	-	-	2,350	2,350	2,350
Financed by:									
Cash to Capital							2,350	2,350	2,350

CASH FLOW	2016	2017	2018	2019	2020	2021	Beyond 2021	Total
Project Costs ($000's)	-	-	-	-	-	1,998	352	2,350
Financed by:								
Cash to Capital						1,998	352	2,350

NET OPERATING IMPACT ($000's)	2016	2017	2018
Operating costs			
External debt and finance charges			
Transfer to General Capital Fund			
Total Direct Costs	-	-	-
Less: Incremental Revenue/Recovery			
Net Cost/(Benefit)	-	-	-
Incremental Full Time Equivalent Positions	-	-	-

Class Estimate: 4

On March 23, 2015 Council directed that funding in the amount of $2,350,000 to assist with the costs required to implement the Master Plan for Kilcona Park be referred to the 2016 capital budget process, for inclusion in 2021.

Funding will contribute to short and long term implementation strategies for Kilcona Park rehabilitation and enhancements based on the 2014 Strategic Renewal and Action Plan prepared by Hilderman Thomas Frank Cram Landscape Architecture in consultation with Meyers Norris Penny LLP, MMM Group Limited and Prairie Architects Inc. Total projects costs are estimated at $30 million over six years (Class 4 estimate).

Project Name: **Community Incentive Grant Program**

Department: Community Services
Project: 6251000116

Service: Neighbourhood Revitalization
OurWinnipeg: Recreation

AUTHORIZATION	Previous Budgets	2016 Estimate	FORECAST 2017	2018	2019	2020	2021	Five-Year Forecast Total	Six-Year Total
Project Costs ($000's)	N/A *	1,665	1,698	1,732	1,767	1,802	1,838	8,837	10,502
Financed by:									
Cash to Capital		1,665	1,698	1,732	1,767	1,802	1,838	8,837	10,502

CASH FLOW	2016	2017	2018	2019	2020	2021	Beyond 2021	Total
Project Costs ($000's)	1,665	1,698	1,732	1,767	1,802	1,838	-	10,502
Financed by:								
Cash to Capital	1,665	1,698	1,732	1,767	1,802	1,838		10,502

NET OPERATING IMPACT ($000's)	2016	2017	2018
Operating costs			
External debt and finance charges			
Transfer to General Capital Fund	1,665	1,698	1,732
Total Direct Costs	1,665	1,698	1,732
Less: Incremental Revenue/Recovery			
Net Cost/(Benefit)	1,665	1,698	1,732
Incremental Full Time Equivalent Positions	-	-	-

Class Estimate: Not applicable

The Community Incentive Grant Program (CIGP), established by Council on March 6, 1985, was designed to encourage non-profit community recreation and sport organizations to undertake capital projects which would result in long-term benefits to the community at large in terms of improved service and facilities. On July 23, 2003 and again on July 18, 2012, Council adopted expanded criteria for the Program.

On January 25, 2007, Council, with approval of the 2007 - 2012 Capital budget program, approved a 2% annual increase to the Community Incentive Grant Program. The forecast assumes the continuation of this 2% increase each year.

As this is a capital grant program, it is exempt from interest and administrative overhead capital charges.

* N/A - No amounts have been included in the "Previous Budgets" due to this program's on-going nature.

Project Name: **Library Facility Safety, Security and Accessibility Improvements Program**

Department: Community Services
Project: 621000011x
Service: Libraries
OurWinnipeg: Libraries

AUTHORIZATION	Previous Budgets	2016 Estimate	FORECAST 2017	2018	2019	2020	2021	Five-Year Forecast Total	Six-Year Total
Project Costs ($000's)	N/A *	256	312	318	324	330	336	1,620	1,876
Financed by:									
Cash to Capital		256	312	318	324	330	336	1,620	1,876

CASH FLOW	2016	2017	2018	2019	2020	2021	Beyond 2021	Total
Project Costs ($000's)	256	312	318	324	330	336	-	1,876
Financed by:								
Cash to Capital	256	312	318	324	330	336		1,876

NET OPERATING IMPACT ($000's)	2016	2017	2018
Operating costs			
External debt and finance charges			
Transfer to General Capital Fund	256	312	318
Total Direct Costs	256	312	318
Less: Incremental Revenue/Recovery			
Net Cost/(Benefit)	256	312	318
Incremental Full Time Equivalent Positions	-	-	-

Class Estimate: Not applicable, as this is a scalable program

Capital funding is required to address three areas:

1. Signage needs on the exterior and interiors of library facilities, including electronic signs, for promotion of services and programs are required to make libraries more visible to the community.

2. Safety issues need to be addressed in many libraries including upgrading lighting, installing video monitoring technology, regular landscape maintenance, and other building upgrades as required to ensure that libraries remain safe and welcoming to the community and deter vandalism and graffiti.

3. Accessibility issues need to be addressed including adding exterior ramps, upgrading public and staff washrooms, improving way finding signage, and installing life safety apparatus to meet the needs of persons with disabilities.

Each year a portion of the funds will be utilized for projects within Library facilities based upon established priorities.

* N/A - No amounts have been included in the "Previous Budgets" due to this program's on-going nature.

Project Name: **Library Interior Infrastructure Replacement Program**

Department: Community Services
Project: 621000021x

Service: Libraries
OurWinnipeg: Libraries

AUTHORIZATION	Previous Budgets	2016 Estimate	FORECAST 2017	2018	2019	2020	2021	Five-Year Forecast Total	Six-Year Total
Project Costs ($000's)	N/A *	150	300	306	312	318	325	1,561	1,711
Financed by:									
Cash to Capital		150	300	306	312	318	325	1,561	1,711

CASH FLOW	2016	2017	2018	2019	2020	2021	Beyond 2021	Total
Project Costs ($000's)	150	300	306	312	318	325	-	1,711
Financed by:								
Cash to Capital	150	300	306	312	318	325		1,711

NET OPERATING IMPACT ($000's)	2016	2017	2018
Operating costs			
External debt and finance charges			
Transfer to General Capital Fund	150	300	306
Total Direct Costs	150	300	306
Less: Incremental Revenue/Recovery			
Net Cost/(Benefit)	150	300	306
Incremental Full Time Equivalent Positions	-	-	-

Class Estimate: Not applicable, as this is a scalable program

Continued capital funding is required to replace library interior infrastructure (e.g. workstations, public work space, furniture, shelving and children's' literacy areas) that is heavily used and subject to wear and tear. In addition, changing technology requires updated workstation and furniture requirements. Much of the interior infrastructure are from the original opening of those facilities. Replacement is required in order to ensure that library branches contain furniture and shelving that is safe, functional, accessible and part of a welcoming environment for library users.

* N/A - No amounts have been included in the "Previous Budgets" due to this program's on-going nature.

Project Name: **Library Technology Upgrade and Replacement Program**

Department: Community Services
Project: 621000031x

Service: Libraries
OurWinnipeg: Libraries

AUTHORIZATION	Previous Budgets	2016 Estimate	FORECAST 2017	2018	2019	2020	2021	Five-Year Forecast Total	Six-Year Total
Project Costs ($000's)	N/A *	350	500	510	520	530	541	2,601	2,951
Financed by:									
Cash to Capital		350	500	510	520	530	541	2,601	2,951

CASH FLOW	2016	2017	2018	2019	2020	2021	Beyond 2021	Total
Project Costs ($000's)	350	500	510	520	530	541	-	2,951
Financed by:								
Cash to Capital	350	500	510	520	530	541		2,951

NET OPERATING IMPACT ($000's)	2016	2017	2018
Operating costs	40	50	60
External debt and finance charges			
Transfer to General Capital Fund	350	500	510
Total Direct Costs	390	550	570
Less: Incremental Revenue/Recovery			
Net Cost/(Benefit)	390	550	570
Incremental Full Time Equivalent Positions	-	-	-

Class Estimate: Not applicable, as this is a scalable program

The Winnipeg Library Service supports the digital economy and fosters digital literacy by making public access computers available to all customers. Annual capital funds are required to upgrade and replace public access and staff personal computers and support new innovative and efficient technology applications in libraries to address the changing needs of customers and move towards consistent services levels in all facilities by:

- Increasing the number of public access computers system wide.
- Upgrading and replacing aging public access computers, monitors and peripheral devices.
- Providing access to public training sessions using current eReader and mobile technology.
- Expanding and enhancing information services through technological innovation and digitalization projects.

The acquisition of Information Technology has an impact on the Winnipeg Library Services operating budget due to maintenance and/or licensing costs associated with equipment and applications.

* N/A - No amounts have been included in the "Previous Budgets" due to this program's on-going nature.

Project Name: **Library Refurbishment and Redevelopment Program - Existing Infrastructure**

Department: Community Services
Project: 621000041x
Service: Libraries
OurWinnipeg: Libraries

AUTHORIZATION	Previous Budgets	2016 Estimate	FORECAST 2017	2018	2019	2020	2021	Five-Year Forecast Total	Six-Year Total
Project Costs ($000's)	N/A *	250	500	510	520	530	541	2,601	2,851
Financed by:									
Cash to Capital		250	500	510	520	530	541	2,601	2,851

CASH FLOW	2016	2017	2018	2019	2020	2021	Beyond 2021	Total
Project Costs ($000's)	250	500	510	520	530	541	-	2,851
Financed by:								
Cash to Capital	250	500	510	520	530	541		2,851

NET OPERATING IMPACT ($000's)	2016	2017	2018
Operating costs			
External debt and finance charges			
Transfer to General Capital Fund	250	500	510
Total Direct Costs	250	500	510
Less: Incremental Revenue/Recovery			
Net Cost/(Benefit)	250	500	510
Incremental Full Time Equivalent Positions	-	-	-

Class Estimate: Not applicable, as this is a scalable program

This capital program is required to support ongoing renovations of existing library branch infrastructure that cannot be supported within the Municipal Accommodations capital budget. Funding will be used to undertake minor and major construction projects in order to improve library facilities to meet the changing needs of library users.

* N/A - No amounts have been included in the "Previous Budgets" due to this program's on-going nature.

Project Name: **Millennium Library "Maker Space" Project**

Department: Community Services
Project: 6210634216
Service: Libraries
OurWinnipeg: Libraries

AUTHORIZATION	Previous Budgets	2016 Estimate	FORECAST 2017	2018	2019	2020	2021	Five-Year Forecast Total	Six-Year Total
Project Costs ($000's)	-	500	-	-	-	-	-	-	500
Financed by:									
Cash to Capital		500						-	500

CASH FLOW	2016	2017	2018	2019	2020	2021	Beyond 2021	Total
Project Costs ($000's)	500	-	-	-	-	-	-	500
Financed by:								
Cash to Capital	500							500

NET OPERATING IMPACT ($000's)	2016	2017	2018
Operating costs			4
External debt and finance charges			
Transfer to General Capital Fund	500		
Total Direct Costs	500	-	4
Less: Incremental Revenue/Recovery			
Net Cost/(Benefit)	500	-	4
Incremental Full Time Equivalent Positions	-	-	-

Class Estimate: Not applicable, as this is a scalable program

The Millennium Library is a major public resource for early childhood literacy, leisure activity, life-long learning and information access. Recent trends in public library service and the growing customer demand for hands-on access to new technologies have led to the emergence of "Maker" or "Creation" spaces in library facilities. "Maker Space" provides a designated area to offer the public the opportunity to use such technology as 3-D printers, Espresso Book (publishing) machine, digital conversion hardware, and gaming consoles. This capital program is required to support the library's evolution from simply providing public access to computers to developing designated spaces for creative, interactive and collaborative use of technology by library users.

Maker Space technology, such as 3D printing or Espresso Book machines will require operating support for software licences and maintenance agreements beginning in 2018.

Project Name: **Library Facility Redevelopment - St. Vital Library**

Department: Community Services
Project: 6213002113
Service: Libraries
OurWinnipeg: Libraries

AUTHORIZATION	Previous Budgets	2016 Estimate	FORECAST 2017	2018	2019	2020	2021	Five-Year Forecast Total	Six-Year Total
Project Costs ($000's)	2,500	107	-	-	-	-	-	-	107
Financed by:									
Cash to Capital		107							107

CASH FLOW	2016	2017	2018	2019	2020	2021	Beyond 2021	Total
Project Costs ($000's)	107	-	-	-	-	-	-	107
Financed by:								
Cash to Capital	107							107

NET OPERATING IMPACT ($000's)	2016	2017	2018
Operating costs			
External debt and finance charges			
Transfer to General Capital Fund	107		
Total Direct Costs	107	-	-
Less: Incremental Revenue/Recovery			
Net Cost/(Benefit)	107	-	-
Incremental Full Time Equivalent Positions	-	-	-

Class Estimate: 3

Capital funds are projected based on the "Library Facility Redevelopment Strategy" June 2012 administrative report. The "Library Facility Redevelopment Strategy" was adopted by Council January 29, 2013. Funds are necessary to replace and furnish modern, safe, and accessible libraries that are able to accommodate the changing needs of library users.

The Library Redevelopment Strategy includes a plan for eight existing city library facilities:

Charleswood

Windsor Park

St. Vital

Transcona

River Heights

Westwood

St. James

West Kildonan

Final authorization(s) for each library facility are dependent on separate report(s) to Council outlining lease vs. build options for each new facility.

The St. Vital Library renovation project is among the first of several redevelopment projects in the Library Facility Redevelopment Strategy (LFRS) that was approved as part of the capital budget in 2013. The Library Facility Redevelopment Strategy included a budget of $5.818 million for a new library development originally intended to amalgamate the existing Windsor Park and St. Vital Libraries services at one new site. Subsequently, this changed to a replacement building for the Windsor Park Library and renovation of the St. Vital Library.

Library Facility Redevelopment - St. Vital Library (continued):

The Capital Budget provided was separated with approximately $4.418 million for Windsor Park and the balance of approximately $1.400 million to fund the St. Vital Library renovations.

In addition to the $1.400 million previously approved for the library renovations, the Planning, Property and Development Department - Municipal Accommodations Division received capital funding of $850,000 in 2015 for building system refurbishments required at the St. Vital Library. On September 17, 2015 the Standing Policy Committee on Finance approved consolidation of the $1.4 million renovation capital and $850,000 building system renovation capital and an additional $250,000 from prior years Library Services program capital authorizations to provide an amended budget of $2.5 million for St. Vital Library. The capital budgets that were consolidated are being expended for the purposes for which they were approved by Council, under authority delegated by Council. Consolidation within one capital program budget makes accounting for and reporting on the financial status of the project less complex and more transparent.

Additional capital funding of $107,000 is required in the 2016 capital budget to increase the overall budget to $2.607 million which provides $607,000 for an elevator retrofit project and $2.0 million for building renovations.

Potential incremental operating funds for accommodation costs required for this library project will not be known until the renovations are completed. Incremental operating costs, if any will be included in future budget submissions.

Project Name: **Library Facility Redevelopment - River Heights Library**

Department: Community Services
Project: 6362010116
Service: Libraries
OurWinnipeg: Libraries

AUTHORIZATION	Previous Budgets	2016 Estimate	FORECAST 2017	2018	2019	2020	2021	Five-Year Forecast Total	Six-Year Total
Project Costs ($000's)	600	5,060	-	-	-	-	-	-	5,060
Financed by:									
External Debt		5,060							5,060

CASH FLOW	2016	2017	2018	2019	2020	2021	Beyond 2021	Total
Project Costs ($000's)	5,060	-	-	-	-	-	-	5,060
Financed by:								
External Debt	5,060							5,060

NET OPERATING IMPACT ($000's)	2016	2017	2018
Operating costs			
External debt and finance charges	196	311	311
Transfer to General Capital Fund			
Total Direct Costs	196	311	311
Less: Incremental Revenue/Recovery			
Net Cost/(Benefit)	196	311	311
Incremental Full Time Equivalent Positions	-	-	-

Class Estimate: 5

Capital funds are projected based on the "Library Facility Redevelopment Strategy" June 2012 administrative report. The "Library Facility Redevelopment Strategy" was adopted by Council January 29, 2013. Funds are necessary to replace and furnish modern, safe, and accessible libraries that are able to accommodate the changing needs of library users.

The Library Redevelopment Strategy includes a plan for eight existing city library facilities:

Charleswood

Windsor Park

St. Vital

Transcona

River Heights

Westwood

St. James

West Kildonan

Final authorization(s) for each library facility are dependent on separate report(s) to Council outlining lease vs. build options for each new facility. Capital funding from previous Council approved capital budgets is for preliminary planning purposes, site selection, design and architectural plans to provide a Class 3 Estimate.

Capital funds in 2016 include $4.760 million for the construction of River Heights Library, and an additional $300,000 for interior infrastructure (e.g. workstations, public work space, furniture and shelving). The total estimated project costs including prior year authorizations is $5.660 million which was included in the projections from the Library Facility Redevelopment Strategy. Construction will not proceed until a class 3 estimate is obtained.

Incremental operating funds required for each library branch redevelopment will be included in the Operating Budget as each library branch project comes forward for final approval, therefore, no operating costs are noted above.

Project Name: **Library Facility Redevelopment - West Kildonan Library**

Department: Community Services
Project: 6362010121
Service: Libraries
OurWinnipeg: Libraries

AUTHORIZATION	Previous Budgets	2016 Estimate	FORECAST 2017	2018	2019	2020	2021	Five-Year Forecast Total	Six-Year Total
Project Costs ($000's)	-	-	-	-	-	-	2,000	2,000	2,000
Financed by:									
Cash to Capital							2,000	2,000	2,000

CASH FLOW	2016	2017	2018	2019	2020	2021	Beyond 2021	Total
Project Costs ($000's)	-	-	-	-	-	2,000	-	2,000
Financed by:								
Cash to Capital						2,000		2,000

NET OPERATING IMPACT ($000's)	2016	2017	2018
Operating costs			
External debt and finance charges			
Transfer to General Capital Fund			
Total Direct Costs	-	-	-
Less: Incremental Revenue/Recovery			
Net Cost/(Benefit)	-	-	-
Incremental Full Time Equivalent Positions	-	-	-

Class Estimate: 5

Capital funds are projected based on the "Library Facility Redevelopment Strategy" June 2012 administrative report. The "Library Facility Redevelopment Strategy" was adopted by Council January 29, 2013. Funds are necessary to replace and furnish modern, safe, and accessible libraries that are able to accommodate the changing needs of library users.

The Library Redevelopment Strategy includes a plan for eight existing city library facilities with planned replacement in the following order:

Charleswood

Windsor Park

St. Vital

Transcona

River Heights

Westwood

St. James

West Kildonan

Final authorization(s) for each library facility are dependent on separate report(s) to Council outlining lease vs. build options for each new facility.

Capital leasehold improvement funds in 2021 include $1.7 million for West Kildonan Library plus $300,000 for interior infrastructure (e.g. workstations, public work space, furniture and shelving) at the library. Both the $1.7 million and $300,000 are consistent with the projections of the "Library Facility Redevelopment Strategy".

Incremental operating funds required for each library branch redevelopment will be included in the Operating Budget as each library branch project comes forward for final approval, therefore, no operating costs are noted above.

Project Name: **Library Facility Redevelopment - St. James Library**

Department: Community Services
Project: 6362010118
Service: Libraries
OurWinnipeg: Libraries

AUTHORIZATION	Previous Budgets	2016 Estimate	FORECAST 2017	2018	2019	2020	2021	Five-Year Forecast Total	Six-Year Total
Project Costs ($000's)	-	-	-	6,492	-	-	-	6,492	6,492
Financed by:									
External Debt				6,492				6,492	6,492

CASH FLOW	2016	2017	2018	2019	2020	2021	Beyond 2021	Total
Project Costs ($000's)	-	-	6,492	-	-	-	-	6,492
Financed by:								
External Debt			6,492					6,492

NET OPERATING IMPACT ($000's)	2016	2017	2018
Operating costs			
External debt and finance charges			284
Transfer to General Capital Fund			
Total Direct Costs	-	-	284
Less: Incremental Revenue/Recovery			
Net Cost/(Benefit)	-	-	284
Incremental Full Time Equivalent Positions	-	-	-

Class Estimate: 5

Capital funds are projected based on the "Library Facility Redevelopment Strategy" June 2012 administrative report. The "Library Facility Redevelopment Strategy" was adopted by Council January 29, 2013. Funds are necessary to replace and furnish modern, safe, and accessible libraries that are able to accommodate the changing needs of library users.

The Library Redevelopment Strategy includes a plan for eight existing city library facilities:

Charleswood

Windsor Park

St. Vital

Transcona

River Heights

Westwood

St. James

West Kildonan

Final authorization(s) for each library facility are dependent on separate report(s) to Council outlining lease vs. build options for each new facility.

Capital funds in 2018 include $6.192 million for the construction of St. James Library and an additional $300,000 for interior infrastructure (e.g. workstations, public work space, furniture and shelving) at the library. Both the $6.192 million and $300,000 are included in the projections of the "Library Facility Redevelopment Strategy".

Incremental operating funds required for each library branch redevelopment will be included in the Operating Budget as each library branch project comes forward for final approval, therefore, no operating costs are noted above.

Project Name: **Waverley West Library**

Department: Community Services
Project: 6362020118
Service: Libraries
OurWinnipeg: Libraries

AUTHORIZATION	Previous Budgets	2016 Estimate	FORECAST 2017	2018	2019	2020	2021	Five-Year Forecast Total	Six-Year Total
Project Costs ($000's)	-	-	100	-	-	7,586	-	7,686	7,686
Financed by:									
Cash to Capital			100			7,586		7,686	7,686

CASH FLOW	2016	2017	2018	2019	2020	2021	Beyond 2021	Total
Project Costs ($000's)	-	100	-	-	7,586	-	-	7,686
Financed by:								
Cash to Capital		100			7,586			7,686

NET OPERATING IMPACT ($000's)	2016	2017	2018
Operating costs			
External debt and finance charges			
Transfer to General Capital Fund		100	
Total Direct Costs	-	100	-
Less: Incremental Revenue/Recovery			
Net Cost/(Benefit)	-	100	-
Incremental Full Time Equivalent Positions	-	-	-

Class Estimate: 5

One of the key goals of Winnipeg Public Library's Strategic Plan 2015 - 2020 is to ensure that all library branches are welcoming and accessible destinations. A key action outlined under this goal is to build new library branches in communities that are currently underserviced or that have undergone rapid population growth in recent years.

Waverley West comprises about 29,000 acres of land in southwest Winnipeg and represents the future of housing development in that quadrant of the city. Population growth and new development in the area has increased the need to build a library facility in the Waverley West community. When population growth reaches approximately 30,000 in a new area, library standards call for a library to support the needs of the population. This is consistent with the base populations for community libraries discussed in the City of Calgary's planning document, "Accommodating Growth 2007 - 2026" and the Administrators of Rural and Urban Public Libraries of Ontario's "Guidelines for Rural/Urban Public Library Systems."

Capital investment is required to build a Waverley West Library facility. The new library building will provide a modern, flexible programming and community space and offer universal access to a full range of library services and programs. Preliminary discussion around a multi-use, multi-partner concept in the catchment area may lead to the development of a public school / public library / recreation development proposal incorporating the new library plan.

Capital funding for the Waverley West project includes $100,000 in 2017 for preliminary planning purposes, site selection, design and architectural plans to provide a Class 3 Estimate. Construction is planned for 2020.

Capital funds in 2020 include $6.686 million for the construction of Waverley West Library, plus an additional $300,000 for interior infrastructure (e.g. workstations, public work space, furniture and shelving), and $600,000 to cover the estimated land purchase and land servicing costs.

2020 incremental operating funds required for the Waverley West Library project are estimated at $716,560. This includes 8.50 FTEs in new staffing for the new facility ($472,760 annually) and Municipal Accommodations transfer costs of approximately $243,800 annually. The FTEs and municipal accommodations cost estimates are based on an existing community-level model of service.

Incremental operating funds will be included in the operating budget as the library project comes forward for final approval.

Project Name: **Library Refurbishment and Redevelopment Program - Existing Infrastructure: Cornish Library**

Department: Community Services
Project: 6210634115
Service: Libraries
OurWinnipeg: Libraries

AUTHORIZATION	Previous Budgets	2016 Estimate	FORECAST 2017	2018	2019	2020	2021	Five-Year Forecast Total	Six-Year Total
Project Costs ($000's)	1,400	1,100	-	-	-	-	-	-	1,100
Financed by:									
Cash to Capital			366					366	366
Interim Financing from the General Capital Fund (Repayment)		1,100	(1,100)					(1,100)	-
External Debt			734					734	734

CASH FLOW	2016	2017	2018	2019	2020	2021	Beyond 2021	Total
Project Costs ($000's)	1,100	-	-	-	-	-	-	1,100
Financed by:								
Cash to Capital		366						366
Interim Financing from the General Capital Fund (Repayment)	1,100	(1,100)						-
External Debt		734						734

NET OPERATING IMPACT ($000's)	2016	2017	2018
Operating costs			
External debt and finance charges		30	49
Transfer to General Capital Fund		366	
Total Direct Costs	-	396	49
Less: Incremental Revenue/Recovery			
Net Cost/(Benefit)	-	396	49
Incremental Full Time Equivalent Positions	-	-	-

Class Estimate: 5

Capital funding is required to support major renovations at the Cornish Library, 20 Westgate Avenue, in partnership with the Winnipeg Library Foundation. Structural assessments and architectural plans will provide direction on program scope which will be defined by the $2.68 million available capital funding. Construction will not proceed until a class 3 estimate is obtained.

Previous budgets of $1.4 million include $125,000 cash to capital, $1.125 million Manitoba Winnipeg Infrastructure Agreement (MWIA) and $150,000 Winnipeg Library Foundation (see Appendix 9).

Total project budget would be $2.68 million comprised of:

Adjusted previous budgets as detailed above	$1,400,000
Municipal Accommodations' 2014 Historic Buildings program budget	180,000
2016 authorization	1,100,000
	$2,680,000

Project Name: **Library Refurbishment and Redevelopment Program - Existing Infrastructure: St. John's Library**

Department: Community Services
Project: 6210634215
Service: Libraries
OurWinnipeg: Libraries

AUTHORIZATION	Previous Budgets	2016 Estimate	FORECAST 2017	2018	2019	2020	2021	Five-Year Forecast Total	Six-Year Total
Project Costs ($000's)	1,400	1,100	-	-	-	-	-	-	1,100
Financed by:									
Cash to Capital			366					366	366
Interim Financing from the General Capital Fund (Repayment)		1,100	(1,100)					(1,100)	-
External Debt			734					734	734

CASH FLOW	2016	2017	2018	2019	2020	2021	Beyond 2021	Total
Project Costs ($000's)	1,100	-	-	-	-	-	-	1,100
Financed by:								
Cash to Capital		366						366
Interim Financing from the General Capital Fund (Repayment)	1,100	(1,100)						-
External Debt		734						734

NET OPERATING IMPACT ($000's)	2016	2017	2018
Operating costs			
External debt and finance charges		30	49
Transfer to General Capital Fund		366	
Total Direct Costs	-	396	49
Less: Incremental Revenue/Recovery			
Net Cost/(Benefit)	-	396	49
Incremental Full Time Equivalent Positions	-	-	-

Class Estimate: 5

Capital funding is required to support major renovations at the St. John's Library, 500 Salter Street, in partnership with the Winnipeg Library Foundation. Structural assessments and architectural plans will provide direction on program scope which will be defined by the $2.575 million capital funding. Construction will not proceed until a class 3 estimate is obtained.

Previous budgets of $1.4 million include $125,000 cash to capital, $1.125 million Manitoba Winnipeg Infrastructure Agreement (MWIA) and $150,000 Winnipeg Library Foundation (see Appendix 9).

Total project budget would be $2.575 million comprised of:

Adjusted previous budgets as detailed above	$1,400,000
Municipal Accommodations' 2015 Historic Buildings program budget	75,000
2016 authorization	1,100,000
	$2,575,000

Project Name: **Tyndall Park - Feasibility Study**

Department: Community Services
Project: 6362030116
Service: Recreation
OurWinnipeg: Recreation

AUTHORIZATION	Previous Budgets	2016 Estimate	FORECAST 2017	2018	2019	2020	2021	Five-Year Forecast Total	Six-Year Total
Project Costs ($000's)	-	100	-	-	-	-	-	-	100
Financed by:									
Transfer from Prior Year Surplus - Manitoba Winnipeg Infrastructure Fund (MWIF)		100						-	100

CASH FLOW	2016	2017	2018	2019	2020	2021	Beyond 2021	Total
Project Costs ($000's)	100	-	-	-	-	-	-	100
Financed by:								
Transfer from Prior Year Surplus - Manitoba Winnipeg Infrastructure Fund (MWIF)	100							100

NET OPERATING IMPACT ($000's)	2016	2017	2018
Operating costs			
External debt and finance charges			
Transfer to General Capital Fund			
Total Direct Costs	-	-	-
Less: Incremental Revenue/Recovery			
Net Cost/(Benefit)	-	-	-
Incremental Full Time Equivalent Positions	-	-	-

Class Estimate: 5

Capital funding in 2016 is required to obtain a class 3 estimate for renovations at Tyndall Park Community Centre for future years' capital funding considerations.

Project Name: **Recreational Facility Safety, Security and Accessibility Improvements Program**

Department: Community Services
Project: 62500000116
Service: Recreation
OurWinnipeg: Recreation

AUTHORIZATION	Previous Budgets	2016 Estimate	FORECAST 2017	2018	2019	2020	2021	Five-Year Forecast Total	Six-Year Total
Project Costs ($000's)	N/A *	153	156	159	162	165	168	810	963
Financed by:									
Cash to Capital		153	156	159	162	165	168	810	963

CASH FLOW	2016	2017	2018	2019	2020	2021	Beyond 2021	Total
Project Costs ($000's)	153	156	159	162	165	168	-	963
Financed by:								
Cash to Capital	153	156	159	162	165	168		963

NET OPERATING IMPACT ($000's)	2016	2017	2018
Operating costs			
External debt and finance charges			
Transfer to General Capital Fund	153	156	159
Total Direct Costs	153	156	159
Less: Incremental Revenue/Recovery			
Net Cost/(Benefit)	153	156	159
Incremental Full Time Equivalent Positions	-	-	-

Class Estimate: Not applicable, as this is a scalable program

This capital program addresses workplace and public safety, health, and accessibility issues that are not part of the current service level agreement with the Municipal Accommodations Division of the Planning, Property and Development Department.

Recreation facility amenities must be refurbished to meet public health and safety standards, regulation, and to enhance facilities to meet the needs of the public including accessibility (washrooms, change rooms, signage, public entranceways, etc.) and accessible family amenities (specialty change rooms).

The Community Services Department commissioned a comprehensive safety, security and accessibility assessment of all Community Services Department facilities. Using Crime Prevention Through Environmental Design (CPTED) principles, Workplace Safety & Health Legislation and City of Winnipeg Accessibility Design Standards, the purpose of the assessment was to identify safety, security and accessibility deficiencies within each facility.

Capital funding is required to address:

1. Safety and security issues including continued replacement of outdated security monitoring systems. New demands require new and improved security for staff while performing their duties and increased surveillance of non-staffed space within our buildings, both for patron safety and theft prevention within and immediately outside of aquatic and recreation facilities. Also included is continued replacement of outdated Automated External Defibrillators (AED) equipment, lighting upgrades and enhanced signage.

2. In December 2013 the Accessibility for Manitobans Act was passed into law. Over the next few years there will be requirements of municipalities to ensure that their facilities, services and policies address the needs of the disabled. Included but not limited to adding exterior ramps, upgrading public and staff washrooms, improving way finding signage, and installing life safety apparatus to meet the needs of persons with disabilities.

Each year a portion of the funds will be utilized for projects within the City's indoor pools and major recreation centres based upon established priorities.

* N/A - No amounts have been included in the "Previous Budgets" due to this program's on-going nature.

Project Name: **Fitness Equipment Upgrade Program**

Department: Community Services
Project: 6250000316
Service: Recreation
OurWinnipeg: Recreation

AUTHORIZATION	Previous Budgets	2016 Estimate	FORECAST 2017	2018	2019	2020	2021	Five-Year Forecast Total	Six-Year Total
Project Costs ($000's)	N/A *	239	222	233	227	230	235	1,147	1,386
Financed by:									
Cash to Capital		239	222	233	227	230	235	1,147	1,386

CASH FLOW	2016	2017	2018	2019	2020	2021	Beyond 2021	Total
Project Costs ($000's)	239	222	233	227	230	235	-	1,386
Financed by:								
Cash to Capital	239	222	233	227	230	235		1,386

NET OPERATING IMPACT ($000's)	2016	2017	2018
Operating costs			
External debt and finance charges			
Transfer to General Capital Fund	239	222	233
Total Direct Costs	239	222	233
Less: Incremental Revenue/Recovery			
Net Cost/(Benefit)	239	222	233
Incremental Full Time Equivalent Positions	-	-	-

Class Estimate: Not applicable, as this is a scalable program

Capital funding is required to replace cardio and strength based fitness equipment on a rotating cycle at the City's 10 multi-use recreation and aquatic facilities to continue to meet the program needs of patrons and minimize safety issues that could arise from aging fitness equipment.

* N/A - No amounts have been included in the "Previous Budgets" due to this program's on-going nature.

Project Name: **Recreation Equipment Program**

Department: Community Services
Project: 6250000217
Service: Recreation
OurWinnipeg: Recreation

AUTHORIZATION	Previous Budgets	2016 Estimate	FORECAST 2017	2018	2019	2020	2021	Five-Year Forecast Total	Six-Year Total
Project Costs ($000's)	N/A *	-	608	-	400	-	400	1,408	1,408
Financed by:									
Cash to Capital			608		400		400	1,408	1,408

CASH FLOW	2016	2017	2018	2019	2020	2021	Beyond 2021	Total
Project Costs ($000's)	-	608	-	400	-	400	-	1,408
Financed by:								
Cash to Capital		608		400		400		1,408

NET OPERATING IMPACT ($000's)	2016	2017	2018
Operating costs			
External debt and finance charges			
Transfer to General Capital Fund		608	
Total Direct Costs	-	608	-
Less: Incremental Revenue/Recovery			
Net Cost/(Benefit)	-	608	-
Incremental Full Time Equivalent Positions	-	-	-

Class Estimate: Not applicable, as this is a scalable program

Capital funding is required to purchase recreation equipment to meet the program needs of patrons in new and/or expanded recreation and aquatic facilities, including but not limited to the following facilities that are scheduled for construction and/ or renovation over the next several years: Seven Oaks Indoor Pool, Sherbrook Indoor Pool, St. James Civic Centre and Transcona Centennial Pool.

* N/A - No amounts have been included in the "Previous Budgets" due to this program's on-going nature.

Project Name: **East Elmwood Leisure Centre Amenities and Equipment**

Department: Community Services
Project: 6251000316

Service: Recreation
OurWinnipeg: Recreation

AUTHORIZATION	Previous Budgets	2016 Estimate	FORECAST 2017	2018	2019	2020	2021	Five-Year Forecast Total	Six-Year Total
Project Costs ($000's)	225	208	-	-	-	-	-	-	208
Financed by:									
Cash to Capital		208						-	208

CASH FLOW	2016	2017	2018	2019	2020	2021	Beyond 2021	Total
Project Costs ($000's)	208	-	-	-	-	-	-	208
Financed by:								
Cash to Capital	208							208

NET OPERATING IMPACT ($000's)	2016	2017	2018
Operating costs			
External debt and finance charges			
Transfer to General Capital Fund	208		
Total Direct Costs	208	-	-
Less: Incremental Revenue/Recovery			
Net Cost/(Benefit)	208	-	-
Incremental Full Time Equivalent Positions	-	-	-

Class Estimate: Not applicable, as this is a scalable program

Capital funding is required for the replacement and enhancement of amenities and equipment lost as a result of a fire at the East Elmwood Community Centre in early 2011. The new facility, the East Elmwood Community Centre, is larger than the original facility requiring additional investment in equipment to support recreation and sports programs. Due to the broader scope of the new facility, insurance proceeds are insufficient to purchase the required amenities and equipment.

Project Name: **Recreation Facility Replacement - New Infrastructure**

Department: Community Services
Project: 6362020116
Service: Recreation
OurWinnipeg: Recreation

AUTHORIZATION	Previous Budgets	2016 Estimate	FORECAST 2017	2018	2019	2020	2021	Five-Year Forecast Total	Six-Year Total
Project Costs ($000's)	350	300	3,800	-	7,000	-	5,000	15,800	16,100
Financed by:									
Cash to Capital		300	3,800		7,000		5,000	15,800	16,100

CASH FLOW	2016	2017	2018	2019	2020	2021	Beyond 2021	Total
Project Costs ($000's)	300	3,800	-	7,000	-	5,000	-	16,100
Financed by:								
Cash to Capital	300	3,800		7,000		5,000		16,100

NET OPERATING IMPACT ($000's)	2016	2017	2018
Operating costs			
External debt and finance charges			
Transfer to General Capital Fund	300	3,800	
Total Direct Costs	300	3,800	-
Less: Incremental Revenue/Recovery			
Net Cost/(Benefit)	300	3,800	-
Incremental Full Time Equivalent Positions	-	-	-

Class Estimate: 5

These project funds are necessary for new infrastructure to service growth and to replace existing aging infrastructure to meet citizen demand for contemporary recreational amenities. Replacement of existing facilities may result in consolidation or closing of existing facilities to meet the requirements in the Recreation Leisure and Library Facility Policy approved by Council on May 18, 2005. The City is working towards the consolidation of facilities in all future developments with a focus on developing multi-use facilities (e.g. libraries, water amenities, fitness facilities, skateboard parks, basketball courts, arenas).

Capital funding in 2014 approved a feasibility study to determine the scope and level 3 estimate for the development of an integrated multi-use Community Campus in the expanding Waverley West Community. Population growth and new development in the south west quadrant of the city increases the need to replace or expand recreation amenities to meet the citizen demand.

Capital funding in 2016 is required to commission an external consultant to conduct a 3rd party engagement process relative to a master plan for recreation needs / community recreation facilities for the City of Winnipeg. The scope of the project will include all City of Winnipeg recreation and leisure centres, community centres, arenas, and parks. The public engagement process will focus on recreation needs/ facilities and involve social media, surveys, public forums, etc. targeting key stakeholders and the general public. Secondary research required will include current recreation trends, recreation facility mapping, demographic trends, facility condition (costs) index, costs associated with new and enhanced facilities, other major private recreation facilities.

The Community Services Department will lead an inter-departmental team working together with the external consultant regarding the consultation process, data gathering, and master plan development.

Recreation Facility Replacement - New Infrastructure (continued):

The final report by the external consultant will include primary (engagement consultations) and secondary research analysis, feasibility analyses, and short and long term recommendations (including priority projects) for recreation facility development in Winnipeg over the next 10 years.

Future funding is for construction identified in the feasibility studies that could include joint use facilities, multi-use recreation and leisure facilities, and stand alone facilities in the Waverley West Community based on the results of the 2014 feasibility study (Recreation, Leisure and Library Facility Policy). A recommendation to Council to adopt a first charge of up to $3.8 million in 2016 or prior to the adoption of the 2017 Capital Budget is required to facilitate timely work on this project.

Project Name: **Recreation Refurbishment and Redevelopment Program - Existing Infrastructure**

Department: Community Services
Project: 6254000121
Service: Recreation
OurWinnipeg: Recreation

AUTHORIZATION	Previous Budgets	2016 Estimate	FORECAST 2017	2018	2019	2020	2021	Five-Year Forecast Total	Six-Year Total
Project Costs ($000's)	-	-	-	-	-	-	2,000	2,000	2,000
Financed by:									
Cash to Capital							2,000	2,000	2,000

CASH FLOW	2016	2017	2018	2019	2020	2021	Beyond 2021	Total
Project Costs ($000's)	-	-	-	-	-	2,000	-	2,000
Financed by:								
Cash to Capital						2,000		2,000

NET OPERATING IMPACT ($000's)	2016	2017	2018
Operating costs			
External debt and finance charges			
Transfer to General Capital Fund			
Total Direct Costs	-	-	-
Less: Incremental Revenue/Recovery			
Net Cost/(Benefit)	-	-	-
Incremental Full Time Equivalent Positions	-	-	-

Class Estimate: Not applicable, as this is a scalable program

This capital program is required to support renovations of existing recreation and aquatic facility infrastructure. Funding will be used to undertake minor and major construction projects in order to improve facilities and meet the changing needs of recreation and aquatic facility users.

Project Name: **Pan Am Pool**

Department: Community Services
Project: 6253001115

Service: Recreation
OurWinnipeg: Recreation

AUTHORIZATION	Previous Budgets	2016 Estimate	FORECAST 2017	2018	2019	2020	2021	Five-Year Forecast Total	Six-Year Total
Project Costs ($000's)	1,000	1,400	-	-	-	-	-	-	1,400
Financed by:									
Cash to Capital		1,400						-	1,400

CASH FLOW	2016	2017	2018	2019	2020	2021	Beyond 2021	Total
Project Costs ($000's)	1,400	-	-	-	-	-	-	1,400
Financed by:								
Cash to Capital	1,400							1,400

NET OPERATING IMPACT ($000's)	2016	2017	2018
Operating costs			
External debt and finance charges			
Transfer to General Capital Fund	1,400		
Total Direct Costs	1,400	-	-
Less: Incremental Revenue/Recovery			
Net Cost/(Benefit)	1,400	-	-
Incremental Full Time Equivalent Positions	-	-	-

Class Estimate: 3

Capital funding is required to support facility renovations, upgrades, enhancements and parking lot expansion at the Pan Am Pool.

Capital funding in 2015 included $100,000 to commission a feasibility study to determine the scope of required facility upgrades and enhancements to amenities such as touch pad and timing devices, competition scoreboard, starting blocks, locker room enhancements including renovation of specialty change rooms, and way finding signage. An additional amount of up to $900,000 was for expansion of the existing parking lot including, but not limited to, the following areas: loop roadway, service, waiting and loading areas, handicap parking, along with landscaping. In 2016, capital funding of $1,400,000 is required to complete the facility renovations, upgrades and enhancements.

The facility renovations, upgrades and enhancements project are supported by a class 3 estimate. The feasibility study was completed in 2015 for the facility renovations, upgrades and enhancements project and full completion of the projects is anticipated in advance of the Canada Summer Games which are planned for the summer of 2017.

Project Name: **Boni-Vital Pool**

Department: Community Services
Project: 6362020117

Service: Recreation
OurWinnipeg: Recreation

AUTHORIZATION	Previous Budgets	2016 Estimate	FORECAST 2017	2018	2019	2020	2021	Five-Year Forecast Total	Six-Year Total
Project Costs ($000's)	-	-	-	-	100	-	5,880	5,980	5,980
Financed by:									
Cash to Capital					100		5,880	5,980	5,980

CASH FLOW	2016	2017	2018	2019	2020	2021	Beyond 2021	Total
Project Costs ($000's)	-	-	-	100	-	5,880	-	5,980
Financed by:								
Cash to Capital				100		5,880		5,980

NET OPERATING IMPACT ($000's)	2016	2017	2018
Operating costs			
External debt and finance charges			
Transfer to General Capital Fund			
Total Direct Costs	-	-	-
Less: Incremental Revenue/Recovery			
Net Cost/(Benefit)	-	-	-
Incremental Full Time Equivalent Positions	-	-	-

Class Estimate: 5

Capital funding is required to support facility renovations, upgrades, and enhancements at the Boni-Vital Pool.

Capital funding of $100,000 is required in 2019 to commission a feasibility study to obtain a class 3 estimate and determine the scope of required upgrades and enhancements to the facility including the development of universal access change rooms, public washrooms, lobby, public viewing areas, first aid room, equipment storage, etc. Capital funding of $5.880 million is required in 2021 to complete the facility upgrades and enhancements.

Project Name: **Spray Pad Development - Old Ex Wading Pool Site**

Department: Community Services
Project: 6362030117
Service: Recreation
OurWinnipeg: Recreation

AUTHORIZATION	Previous Budgets	2016 Estimate	FORECAST 2017	2018	2019	2020	2021	Five-Year Forecast Total	Six-Year Total
Project Costs ($000's)	-	-	750	-	-	-	-	750	750
Financed by:									
Cash to Capital			750					750	750

CASH FLOW	2016	2017	2018	2019	2020	2021	Beyond 2021	Total
Project Costs ($000's)	-	750	-	-	-	-	-	750
Financed by:								
Cash to Capital		750						750

NET OPERATING IMPACT ($000's)	2016	2017	2018
Operating costs			
External debt and finance charges			
Transfer to General Capital Fund		750	
Total Direct Costs	-	750	-
Less: Incremental Revenue/Recovery			
Net Cost/(Benefit)	-	750	-
Incremental Full Time Equivalent Positions	-	-	-

Class Estimate: 5

Capital funding is required for the development of a spray pad at Old Ex Wading Pool located at 96 Sinclair Street.

Since 2003, the City of Winnipeg has been investing in the development of spray pads as they provide a number of benefits which include: flexibility in operation and design, increased play value serving a variety of age groups, the ability to respond to shifts in temperature and interchangeability of features to meet needs of the community.

There is a need to provide for a more equitable distribution of contemporary seasonal aquatic facilities throughout Winnipeg to meet the changing needs of recreation and aquatic facility users. Old Ex Park Wading Pool is an aging facility and the pool basin is in need of major repair.

There are currently no spray pads located in William Whyte neighbourhood which is considered one of the highest needs neighbourhoods in Winnipeg.

Project Name: **Spray Pad Development - Freighthouse Outdoor Pool Site**

Department: Community Services
Project: 6362040117
Service: Recreation
OurWinnipeg: Recreation

AUTHORIZATION	Previous Budgets	2016 Estimate	FORECAST 2017	2018	2019	2020	2021	Five-Year Forecast Total	Six-Year Total
Project Costs ($000's)	-	-	750	-	-	-	-	750	750
Financed by:									
Cash to Capital			750					750	750

CASH FLOW	2016	2017	2018	2019	2020	2021	Beyond 2021	Total
Project Costs ($000's)	-	750	-	-	-	-	-	750
Financed by:								
Cash to Capital		750						750

NET OPERATING IMPACT ($000's)	2016	2017	2018
Operating costs			
External debt and finance charges			
Transfer to General Capital Fund		750	
Total Direct Costs	-	750	-
Less: Incremental Revenue/Recovery			
Net Cost/(Benefit)	-	750	-
Incremental Full Time Equivalent Positions	-	-	-

Class Estimate: 5

Capital funding is required for the development of a spray pad at Freighthouse Outdoor Pool located at 200 Isabel Street.

Since 2003, the City of Winnipeg has been investing in the development of Spray Pads as they provide a number of benefits which include: flexibility in operation and design, increased play value serving a variety of age groups, the ability to respond to shifts in temperature and interchangeability of features to meet needs of the community.

There is a need to provide for a more equitable distribution of contemporary seasonal aquatic facilities throughout Winnipeg to meet the changing needs of recreation and aquatic facility users. The 2017 Spray Pad Development Project will involve the development of a new spray pad near Freighthouse Recreation Centre and Outdoor Pool.

There are currently no spray pads located in Centennial neighbourhood which is considered one of the highest needs neighbourhoods in Winnipeg.

Upon completion of the Freighthouse Spray Pad, the Roosevelt Playground Wading Pool at 534 Elgin Avenue will be decommissioned. The selection of this site for decommissioning is based on it's proximity to the Freighthouse location, attendance levels, and future infrastructure requirements.

Project Name: **Business Application Systems**

Department: Community Services
Project: 6260000117
Service: Recreation
OurWinnipeg: Recreation

AUTHORIZATION	Previous Budgets	2016 Estimate	FORECAST 2017	2018	2019	2020	2021	Five-Year Forecast Total	Six-Year Total
Project Costs ($000's)	250	-	250	306	312	-	-	868	868
Financed by:									
Cash to Capital			250	306	312			868	868

CASH FLOW	2016	2017	2018	2019	2020	2021	Beyond 2021	Total
Project Costs ($000's)	-	250	306	312	-	-	-	868
Financed by:								
Cash to Capital		250	306	312				868

NET OPERATING IMPACT ($000's)	2016	2017	2018
Operating costs			
External debt and finance charges			
Transfer to General Capital Fund		250	306
Total Direct Costs	-	250	306
Less: Incremental Revenue/Recovery			
Net Cost/(Benefit)	-	250	306
Incremental Full Time Equivalent Positions	-	-	-

Class Estimate: Not applicable, as this is a scalable program

Capital funding is required for the upgrade and/or implementation of business application systems within the Community Services Department and/or City as a whole (e.g., ActiveNet, Amanda, E-Cash, Neighbourhoods of Winnipeg [neighbourhood profiles]) to improve the delivery of public services. These systems will be designed to introduce new technologies, to integrate with other departmental and corporate systems, and to incorporate web services to customers where possible. This project will provide more convenient, efficient and cost-effective public service.

Project Name: **Technology Upgrade and Replacement Program**

Department: Community Services
Project: 6262000118

Service: Recreation
OurWinnipeg: Recreation

AUTHORIZATION	Previous Budgets	2016 Estimate	FORECAST 2017	2018	2019	2020	2021	Five-Year Forecast Total	Six-Year Total
Project Costs ($000's)	N/A *	-	-	306	-	-	325	631	631
Financed by:									
Cash to Capital				306			325	631	631

CASH FLOW	2016	2017	2018	2019	2020	2021	Beyond 2021	Total
Project Costs ($000's)	-	-	306	-	-	325	-	631
Financed by:								
Cash to Capital			306			325		631

NET OPERATING IMPACT ($000's)	2016	2017	2018
Operating costs			
External debt and finance charges			
Transfer to General Capital Fund			306
Total Direct Costs	-	-	306
Less: Incremental Revenue/Recovery			
Net Cost/(Benefit)	-	-	306
Incremental Full Time Equivalent Positions	-	-	-

Class Estimate: Not applicable, as this is a scalable program

Capital funding is required in order to maintain life cycle replacement schedules of existing hardware as the Computer Replacement Reserve will be insufficient to meet required needs.

* N/A - No amounts have been included in the "Previous Budgets" due to this program's on-going nature.

Project Name: **Community Centre Renovation Grant Program (CCRGP)**

Department: Community Services
Project: 6252000116
Service: Recreation
OurWinnipeg: Recreation

AUTHORIZATION	Previous Budgets	2016 Estimate	FORECAST 2017	2018	2019	2020	2021	Five-Year Forecast Total	Six-Year Total
Project Costs ($000's)	N/A *	965	965	965	-	-	-	1,930	2,895
Financed by:									
Land Operating Reserve		965	965	965				1,930	2,895

CASH FLOW	2016	2017	2018	2019	2020	2021	Beyond 2021	Total
Project Costs ($000's)	965	965	965	-	-	-	-	2,895
Financed by:								
Land Operating Reserve	965	965	965					2,895

NET OPERATING IMPACT ($000's)	2016	2017	2018
Operating costs			
External debt and finance charges			
Transfer to General Capital Fund			
Total Direct Costs	-	-	-
Less: Incremental Revenue/Recovery			
Net Cost/(Benefit)	-	-	-
Incremental Full Time Equivalent Positions	-	-	-

Class Estimate: Not applicable

The Community Centre Renovation Grant Program (CCRGP), approved in January 2012, provides dedicated funding to renovation projects for city-owned, board-run community centres in order to maintain and/or improve community centre infrastructure. The program is open to all GCWCC community centres in Winnipeg, is subject to an application process with an intake period of once per year, project evaluation completed by a joint committee of GCWCC and the City, with maximum City contributions to each project of $50,000 per project.

The creation of the annual CCRGP of up to $965,000 each year is funded by the Land Operating Reserve. Transfers from the Land Operating Reserve (not to exceed $1.2 million in aggregate) to the General Revenue Fund ($235,000 for GCWCC programming grant) and General Capital Fund ($965,000 for this CCRGP) are to be equal to 15% of the aggregate of gross land sales and the City's proportionate share of land sales derived from government business partnerships for the fiscal year two years prior to the budget year under consideration (e.g. transfer amounts for the 2016 budget year are based on 15% of the aggregate of actual gross land sales and the City's proportionate share of land sales derived from government business partnerships from 2014).

If actual gross land sales and the City's proportionate share of land sales derived from government business partnerships are less than the amount to achieve the maximum $1.2 million (i.e. $235,000 programming grant + $965,000 for the CCRGP) aggregate amount for this program, the transfer to the General Revenue Fund of up to $235,000 is made first with the residual balance, if any, transferred to the General Capital Fund for the CCRGP. Beginning in 2019, actual gross land sales and the City's proportionate share of land sales derived from government business partnerships are projected to be insufficient to continue funding this capital program from the Land Operating Reserve.

On March 12, 2014 Council approved that the City of Winnipeg waive the Community Centre Renovation Grant Program criteria to provide a CCRGP grant to the Garden City Community Centre in the amount of $50,000 annually in 2015 and 2016.

As this is a capital grant program, it is exempt from interest and administrative overhead capital charges.

* N/A - No amounts have been included in the "Previous Budgets" due to this program's on-going nature.

Project Name: **Assiniboine Park Conservancy (APC) - Infrastructure and Sustainability**

Department: Community Services
Project: 6206402016
Service: Arts, Entertainment and Culture
OurWinnipeg: Creativity

AUTHORIZATION	Previous Budgets	2016 Estimate	FORECAST 2017	2018	2019	2020	2021	Five-Year Forecast Total	Six-Year Total
Project Costs ($000's)	N/A *	5,123	5,123	5,123	5,123	2,000	2,000	19,369	24,492
Financed by:									
Cash to Capital		5,123	1,543	5,123	5,123	2,000	2,000	15,789	20,912
Transfer from Corporate Non-Specified Capital Account			3,580					3,580	3,580

CASH FLOW	2016	2017	2018	2019	2020	2021	Beyond 2021	Total
Project Costs ($000's)	5,123	5,123	5,123	5,123	2,000	2,000	-	24,492
Financed by:								
Cash to Capital	5,123	1,543	5,123	5,123	2,000	2,000		20,912
Transfer from Corporate Non-Specified Capital Account		3,580						3,580

NET OPERATING IMPACT ($000's)	2016	2017	2018
Operating costs			
External debt and finance charges			
Transfer to General Capital Fund	5,123	1,543	5,123
Total Direct Costs	5,123	1,543	5,123
Less: Incremental Revenue/Recovery			
Net Cost/(Benefit)	5,123	1,543	5,123
Incremental Full Time Equivalent Positions	-	-	-

Class Estimate: Not applicable

These capital dollars represent the City's ongoing commitment to Assiniboine Park building repairs, upgrades and park improvements.

The first year of funding for this project was 2010 ($5.123 million each year from 2010 to 2013).

The release of capital funds is subject to annual explanation and submission of projected cash flow needs to the Public Service.

On April 24, 2013 Council adopted a first charge on the 2014 Capital Budget of up to $3.123 million prior to the adoption of the 2014 Capital Budget to allow for the timely replacement of the Zoo South Gate project.

On December 17, 2013 Council adopted a first charge of up to $2.082 million in 2014 or prior to the adoption of the 2015 Capital Budget to facilitate timely work on the Infrastructure and Sustainability Plan.

On March 23, 2015 Council adopted a first charge of up to $1.041 million in 2015 or prior to the adoption of the 2016 Capital Budget to facilitate timely work on the Infrastructure and Sustainability Plan.

As this is a capital grant program, it is exempt from interest and administrative overhead capital charges.

* N/A - No amounts have been included in the "Previous Budgets" due to this program's on-going nature.

Project Name: **Assiniboine Park Conservancy (APC) - Capital Development Plan**

Department: Community Services
Project: 6206404015
Service: Arts, Entertainment and Culture
OurWinnipeg: Creativity

AUTHORIZATION	Previous Budgets	2016 Estimate	FORECAST 2017	2018	2019	2020	2021	Five-Year Forecast Total	Six-Year Total
Project Costs ($000's)	34,303	969	-	-	-	-	-	-	969
Financed by:									
Cash to Capital		969							969

CASH FLOW	2016	2017	2018	2019	2020	2021	Beyond 2021	Total
Project Costs ($000's)	969	-	-	-	-	-	-	969
Financed by:								
Cash to Capital	969							969

NET OPERATING IMPACT ($000's)	2016	2017	2018
Operating costs			
External debt and finance charges			
Transfer to General Capital Fund	969		
Total Direct Costs	969	-	-
Less: Incremental Revenue/Recovery			
Net Cost/(Benefit)	969	-	-
Incremental Full Time Equivalent Positions	-	-	-

Class Estimate: Not applicable

These capital dollars represent the City's ongoing commitment to the Assiniboine Park Conservancy - Capital Development Plan which is subject to a maximum contribution of 25% of the total capital costs based on APC's Ten-Year Capital Development Plan (2010 - 2019). APC is required to obtain matching funds from private sector donations and senior government contributions.

Based upon the APC Capital Development Plan, APC will submit on an annual basis its request for the City's contribution for the following funding year's development plan project(s). APC will include detailed information on planned projects including total costs and other funding sources. As Development Plans are completed, or require revision as time progresses, APC will develop and present new and amended Development Plans for Council approval.

Funding since 2010 (the first year for this capital project) has included the following in each years adopted capital budget for the Capital Development Plan:

2010 $2.849 million

2011 $4.500 million

2012 $4.500 million

2013 $7.503 million

2014 $9.251 million

2015 $5.700 million

for a total contribution of $34.303 provided to APC for the Capital Development Plan to December 31, 2015.

Capital funding in 2016 in the amount of $969,000 is to provide APC with funding for the Kids' Discovery and Learning Zone ($500,000) and Wolf Exhibit ($468,750). The total funds provided to APC for the Capital Development Plan will be $35.272 million as at December 31, 2016.

As this is a capital grant program, it is exempt from interest and administrative overhead capital charges.

Return to Capital Project Detail
Table of Contents

Project Name: **P25 Public Safety Radio System (formerly Trunk Radio System)**

Department: Winnipeg Police Service
Project: 2202200016
Service: Police Response
OurWinnipeg: Collaborate to Make Safe Communities

AUTHORIZATION	Previous Budgets	2016 Estimate	FORECAST 2017	2018	2019	2020	2021	Five-Year Forecast Total	Six-Year Total
Project Costs ($000's)	2,000	6,580	-	-	-	-	-	-	6,580
Financed by:									
Cash to Capital		5,280						-	5,280
Transfer from Prior Year Authorization (2015 Police Divisions Systems Upgrade)		1,300						-	1,300

CASH FLOW	2016	2017	2018	2019	2020	2021	Beyond 2021	Total
Project Costs ($000's)	6,580	-	-	-	-	-	-	6,580
Financed by:								
Cash to Capital	5,280							5,280
Transfer from Prior Year Authorization (2015 Police Divisions Systems Upgrade)	1,300							1,300

NET OPERATING IMPACT ($000's)	2016	2017	2018
Operating costs			
External debt and finance charges			
Transfer to General Capital Fund	5,280	-	
Total Direct Costs	5,280	-	-
Less: Incremental Revenue/Recovery			
Net Cost/(Benefit)	5,280	-	-
Incremental Full Time Equivalent Positions	-	-	-

Class Estimate: 3

To provide a system wide infrastructure for trunk radio, console and flash radio upgrades. The existing vendor will not support the system past 2015 which is the end of system's life, and it is unknown what will replace the fleetnet radio system after this time. This project will be implemented in conjunction with the Winnipeg Fire Paramedic Service (and other City departments) as they are also impacted.

On November 25, 2015 Council authorized the expenditure of up to $6,580,000 as a first charge against the 2016 Capital Budget.

Funding in 2016 includes rebudgeted amounts from previously approved capital budgets.

Project Name: **North Station Information Technology Requirements**

Department: Winnipeg Police Service
Project: 2201700014

Service: Police Response
OurWinnipeg: Collaborate to Make Safe Communities

AUTHORIZATION	Previous Budgets	2016 Estimate	FORECAST 2017	2018	2019	2020	2021	Five-Year Forecast Total	Six-Year Total
Project Costs ($000's)	-	-	490	-	-	-	-	490	490
Financed by:									
Cash to Capital			490					490	490

CASH FLOW	2016	2017	2018	2019	2020	2021	Beyond 2021	Total
Project Costs ($000's)	-	490	-	-	-	-	-	490
Financed by:								
Cash to Capital		490						490

NET OPERATING IMPACT ($000's)	2016	2017	2018
Operating costs			
External debt and finance charges			
Transfer to General Capital Fund		490	
Total Direct Costs	-	490	-
Less: Incremental Revenue/Recovery			
Net Cost/(Benefit)	-	490	-
Incremental Full Time Equivalent Positions	-	-	-

Class Estimate: 3

New District 3 (North Station) Information Technology requirements to align with capital funding allocated for new station in 2017.

Project Name: **Police Divisions Systems Upgrades**

Department: Winnipeg Police Service
Project: 2201100014

Service: Police Response
OurWinnipeg: Collaborate to Make Safe Communities

AUTHORIZATION	Previous Budgets	2016 Estimate	FORECAST 2017	2018	2019	2020	2021	Five-Year Forecast Total	Six-Year Total
Project Costs ($000's)	6,852	1,100	1,300	-	-	-	-	1,300	2,400
Financed by:									
Cash to Capital		1,100	1,300					1,300	2,400

CASH FLOW	2016	2017	2018	2019	2020	2021	Beyond 2021	Total
Project Costs ($000's)	1,100	1,300	-	-	-	-	-	2,400
Financed by:								
Cash to Capital	1,100	1,300						2,400

NET OPERATING IMPACT ($000's)	2016	2017	2018
Operating costs			
External debt and finance charges			
Transfer to General Capital Fund	1,100	1,300	
Total Direct Costs	1,100	1,300	-
Less: Incremental Revenue/Recovery			
Net Cost/(Benefit)	1,100	1,300	-
Incremental Full Time Equivalent Positions	-	-	-

Class Estimate: 3

The Police Service has identified a number of long-term information upgrades required including:

In $000s	2016	2017	2018	2019	2020	2021	Total
Independent internet access	100						100
Intelligence Led Reporting		600					600
Computer Aided Dispatch (CAD) upgrade switched to new networking system for Police/City	1,000	700					1,700
	1,100	**1,300**	**-**	**-**	**-**	**-**	**2,400**

Project Name: **P25 Public Safety Radio System (formerly Radio Upgrade for Districts 3 and 4)**

Department: Winnipeg Police Service
Project: 2202300016
Service: Police Response
OurWinnipeg: Collaborate to Make Safe Communities

AUTHORIZATION	Previous Budgets	2016 Estimate	FORECAST 2017	2018	2019	2020	2021	Five-Year Forecast Total	Six-Year Total
Project Costs ($000's)	-	490	-	-	-	-	-	-	490
Financed by:									
Cash to Capital		490						-	490

CASH FLOW	2016	2017	2018	2019	2020	2021	Beyond 2021	Total
Project Costs ($000's)	490	-	-	-	-	-	-	490
Financed by:								
Cash to Capital	490							490

NET OPERATING IMPACT ($000's)	2016	2017	2018
Operating costs			
External debt and finance charges			
Transfer to General Capital Fund	490		
Total Direct Costs	490	-	-
Less: Incremental Revenue/Recovery			
Net Cost/(Benefit)	490	-	-
Incremental Full Time Equivalent Positions	-	-	-

Class Estimate: 3

The Police Service conducted an upgrade on a majority of its radios in 2008 and 2009. This submission requests funding to replace radios in Districts 3 and 4 which were done earlier than the major upgrade in 2006. This will be all merged into the City wide P25 Public Radio Safety System.

On November 25, 2015 Council authorized the expenditure of up to $490,000 as a first charge against the 2016 Capital Budget.

Project Name: **Mobile and Transient Users**

Department: Winnipeg Police Service
Project: 2202600016

Service: Police Response
OurWinnipeg: Collaborate to Make Safe Communities

AUTHORIZATION	Previous Budgets	2016 Estimate	FORECAST 2017	2018	2019	2020	2021	Five-Year Forecast Total	Six-Year Total
Project Costs ($000's)	-	250	-	-	-	-	-	-	250
Financed by:									
Cash to Capital		250						-	250

CASH FLOW	2016	2017	2018	2019	2020	2021	Beyond 2021	Total
Project Costs ($000's)	250	-	-	-	-	-	-	250
Financed by:								
Cash to Capital	250							250

NET OPERATING IMPACT ($000's)	2016	2017	2018
Operating costs			
External debt and finance charges			
Transfer to General Capital Fund	250		
Total Direct Costs	250	-	-
Less: Incremental Revenue/Recovery			
Net Cost/(Benefit)	250	-	-
Incremental Full Time Equivalent Positions	-	-	-

Class Estimate: 3

Funding is required in order that all police members can access their computer information from any existing police computer terminal.

Project Name: **Major Case Management System Expansion**

Department: Winnipeg Police Service
Project: 2202700017
Service: Police Response
OurWinnipeg: Collaborate to Make Safe Communities

AUTHORIZATION	Previous Budgets	2016 Estimate	FORECAST 2017	2018	2019	2020	2021	Five-Year Forecast Total	Six-Year Total
Project Costs ($000's)	-	1,158	-	-	500	-	-	500	1,658
Financed by:									
Cash to Capital		1,158			500			500	1,658

CASH FLOW	2016	2017	2018	2019	2020	2021	Beyond 2021	Total
Project Costs ($000's)	1,158	-	-	500	-	-	-	1,658
Financed by:								
Cash to Capital	1,158			500				1,658

NET OPERATING IMPACT ($000's)	2016	2017	2018
Operating costs			
External debt and finance charges			
Transfer to General Capital Fund	1,158	-	
Total Direct Costs	1,158	-	-
Less: Incremental Revenue/Recovery			
Net Cost/(Benefit)	1,158	-	-
Incremental Full Time Equivalent Positions	-	-	-

Class Estimate: 3

The Service requires a software tool in conjunction with concept training to complete investigations to today's professional standards. This tool will identify gaps in investigation accountability, particularly in unsolved files, provide a mechanism to forward unsolved files in an electronic format, and allow better use of resources.

The Police Service plans to upgrade the Major Case Management system in 2019.

Project Name: **Body Worn Camera System (formerly Officer Mobile Video System)**

Department: Winnipeg Police Service
Project: 2202100016
Service: Police Response
OurWinnipeg: Collaborate to Make Safe Communities

AUTHORIZATION	Previous Budgets	2016 Estimate	FORECAST 2017	2018	2019	2020	2021	Five-Year Forecast Total	Six-Year Total
Project Costs ($000's)	-	-	1,000	-	-	-	-	1,000	1,000
Financed by:									
Cash to Capital			1,000					1,000	1,000

CASH FLOW	2016	2017	2018	2019	2020	2021	Beyond 2021	Total
Project Costs ($000's)	-	1,000	-	-	-	-	-	1,000
Financed by:								
Cash to Capital		1,000						1,000

NET OPERATING IMPACT ($000's)	2016	2017	2018
Operating costs			
External debt and finance charges			
Transfer to General Capital Fund		1,000	
Total Direct Costs	-	1,000	-
Less: Incremental Revenue/Recovery			
Net Cost/(Benefit)	-	1,000	-
Incremental Full Time Equivalent Positions	-	-	-

Class Estimate: 5

With increasing demands for capturing information when dealing with the public, it appears that at the moment the best way to accomplish this is through an officer mobile video system. The mobile system would be attached to an officer and record all audio and video for all interactions. It is estimated that $1,000,000 would be required to implement a pilot project to outfit select officers with equipment, along with storage equipment to archive, maintain and retrieve the data. Software will also have to be selected. This project will have implications on FIPPA requests and disclosure to the courts. It is expected that additional staff (six) will be required to maintain this system. A number of other Canadian jurisdictions have just started their pilot projects, so benchmarking data is not available yet.

Results of the pilot project will be reviewed and reassessed in future budget processes.

Project Name: **Police Headquarters Building Systems Safeguards**

Department: Winnipeg Police Service
Project: 6395200115
Service: Police Response
OurWinnipeg: Collaborate to Make Safe Communities

AUTHORIZATION	Previous Budgets	2016 Estimate	FORECAST 2017	2018	2019	2020	2021	Five-Year Forecast Total	Six-Year Total
Project Costs ($000's)	1,700	290	510	-	-	-	-	510	800
Financed by:									
Transfer from Prior Year Authorization		290	510					510	800

CASH FLOW	2016	2017	2018	2019	2020	2021	Beyond 2021	Total
Project Costs ($000's)	290	510	-	-	-	-	-	800
Financed by:								
Transfer from Prior Year Authorization	290	510						800

NET OPERATING IMPACT ($000's)	2016	2017	2018
Operating costs			
External debt and finance charges			
Transfer to General Capital Fund			
Total Direct Costs	-	-	-
Less: Incremental Revenue/Recovery			
Net Cost/(Benefit)	-	-	-
Incremental Full Time Equivalent Positions	-	-	-

Class Estimate: 3

This program is to provide security and workplace safeguards to various building systems at the 245 Smith Street complex and includes interior, accessibility, elevator, escalator, heating, ventilation, air conditioning, electrical, plumbing, parking lot, site, building envelope and structural improvements.

Priority planned expenditures include the following:

UPS redundant cooling system
Lack of independent water supply redundancy
Overall building strategy / design for single point failure
Monitoring of freezer and cooler in evidence storage room
Sealed flooring over electrical room
Various building system upgrades

Funding in 2016 and 2017 include rebudgeted amounts from previously approved capital budgets - see Appendix 4.

Project Name: **Electronic Ticketing**

Department: Winnipeg Police Service
Project: 2204100015

Service: Police Response
OurWinnipeg: Collaborate to Make Safe Communities

AUTHORIZATION	Previous Budgets	2016 Estimate	FORECAST 2017	2018	2019	2020	2021	Five-Year Forecast Total	Six-Year Total
Project Costs ($000's)	500	200	-	-	-	-	-	-	200
Financed by:									
Transfer from Prior Year Authorization (2014 Police Communication Centre)		200						-	200

CASH FLOW	2016	2017	2018	2019	2020	2021	Beyond 2021	Total
Project Costs ($000's)	200	-	-	-	-	-	-	200
Financed by:								
Transfer from Prior Year Authorization (2014 Police Communication Centre)	200							200

NET OPERATING IMPACT ($000's)	2016	2017	2018
Operating costs			
External debt and finance charges			
Transfer to General Capital Fund			
Total Direct Costs	-	-	-
Less: Incremental Revenue/Recovery			
Net Cost/(Benefit)	-	-	-
Incremental Full Time Equivalent Positions	-	-	-

Class Estimate: 3

This pilot project is to replace the manual process of issuing and processing Provincial Offence Notices. Other jurisdictions have migrated to an electronic ticketing system.

Project Name: **East District Police Station**

Department: Winnipeg Police Service
Project: 6331002815

Service: Police Response
OurWinnipeg: Collaborate to Make Safe Communities

AUTHORIZATION	Previous Budgets	2016 Estimate	FORECAST 2017	2018	2019	2020	2021	Five-Year Forecast Total	Six-Year Total
Project Costs ($000's)	13,925	-	-	-	-	-	-	-	-
Financed by:									
Cash to Capital		990	990	1,012	1,056	1,056	1,056	5,170	6,160
Public Private Partnership Lease Payments		(990)	(990)	(1,012)	(1,056)	(1,056)	(1,056)	(5,170)	(6,160)

CASH FLOW	2016	2017	2018	2019	2020	2021	Beyond 2021	Total
Project Costs ($000's)	-	-	-	-	-	-	-	-
Financed by:								
Cash to Capital	990	990	1,012	1,056	1,056	1,056	20,405	26,565
Public Private Partnership Lease Payments	(990)	(990)	(1,012)	(1,056)	(1,056)	(1,056)	(20,405)	(26,565)

NET OPERATING IMPACT ($000's)	2016	2017	2018
Operating costs	421	421	399
External debt and finance charges			
Transfer to General Capital Fund	990	990	1,012
Total Direct Costs	1,411	1,411	1,411
Less: Incremental Revenue/Recovery			
Net Cost/(Benefit)	1,411	1,411	1,411
Incremental Full Time Equivalent Positions	-	-	-

Class Estimate: 1

On July 18, 2007, Council approved the award of a public-private partnership (P3) contract for the development and operation of the East District Police Station based on a 30-year lease term. Occupancy date was in September 2008.

The above annual cash flow estimates include the authorization for the lease payments to be incurred and charged to the Project in the General Capital Fund. They include technical maintenance, but not utility and other operating maintenance expenses.

As financing and administration costs are implicit in the lease payments, this capital project is exempt from administration and short-term financing charges.

This capital detail sheet was prepared by Planning, Property and Development.

On December 10, 2014 Council authorized expenditure of up to $330,000 prior to the adoption of the 2015 Capital Budget as a first charge against the General Capital Fund to make scheduled monthly payments to the P3 contract.

On December 9, 2015 Council adopted a first charge of up to $247,500 in 2016 or prior to the adoption of the 2016 Capital Budget in order to make scheduled payments to the P3 contract.

A recommendation to Council to adopt a first charge of up to $247,500 is required if the 2017 Capital Budget is not approved by December 31, 2016 in order to make scheduled monthly payments to the P3 contract.

Project Name: **North District Police Station**

Department: Winnipeg Police Service
Project: 6331003015

Service: Police Response
OurWinnipeg: Collaborate to Make Safe Communities

AUTHORIZATION	Previous Budgets	2016 Estimate	FORECAST 2017	2018	2019	2020	2021	Five-Year Forecast Total	Six-Year Total
Project Costs ($000's)	-	3,129	20,188	-	-	-	-	20,188	23,317
Financed by:									
Transfer from Prior Year Authorization (2012 North District Police Station formerly Police Building Replacement)		3,129						-	3,129
External Debt			20,188					20,188	20,188

CASH FLOW	2016	2017	2018	2019	2020	2021	Beyond 2021	Total
Project Costs ($000's)	3,129	20,188	-	-	-	-	-	23,317
Financed by:								
Transfer from Prior Year Authorization (2012 North District Police Station formerly Police Building Replacement)	3,129							3,129
External Debt		20,188						20,188

NET OPERATING IMPACT ($000's)	2016	2017	2018
Operating costs			
External debt and finance charges			
Transfer to General Capital Fund			
Total Direct Costs	-	-	-
Less: Incremental Revenue/Recovery			
Net Cost/(Benefit)	-	-	-
Incremental Full Time Equivalent Positions	-	-	-

Class Estimate: 3

The 2012 Adopted Capital Budget and 2013 to 2017 Five-Year Forecast approved by Council on December 13, 2011 included estimated budget required to procure the north district station including, potential property and purchasing the necessary furniture and special equipment.

On June 26, 2013, Council adopted the Police Building Replacement - Funding Strategy and Approval for Purchase at Total Performance of the West District Police Station (WDPS). The estimate for the North District Police Station (NDPS), which is assumed to be purchased upon total completion, is based upon the 2013 cost of the WDPS adjusted for annual construction inflation of 4%.

This capital detail sheet is based on the assumption that $3.129 million will be sufficient to acquire and/or remediate land, and that the site will be configured such that the same design as the East and West District Police Stations can be used.

This capital detail sheet was prepared by Planning, Property and Development.

Project Name: **Winnipeg Police Headquarters Redevelopment**

Department: Winnipeg Police Service
Project: 6331001911
Service: Police Response
OurWinnipeg: Collaborate to Make Safe Communities

AUTHORIZATION	Previous Budgets	2016 Estimate	FORECAST 2017	2018	2019	2020	2021	Five-Year Forecast Total	Six-Year Total
Project Costs ($000's)	*	-	-	-	-	-	-	-	-
Financed by:									
Interim Financing / (Repayment)		(18,967)						-	(18,967)
Land Operating Reserve		18,967						-	18,967

CASH FLOW	2016	2017	2018	2019	2020	2021	Beyond 2021	Total
Project Costs ($000's)	-	-	-	-	-	-	-	-
Financed by:								
Interim Financing / (Repayment)	(18,967)							(18,967)
Land Operating Reserve	18,967							18,967

NET OPERATING IMPACT ($000's)	2016	2017	2018
Operating costs	7,052		
External debt and finance charges	7,800		
Transfer to General Capital Fund	569		
Total Direct Costs	15,421		
Less: Incremental Revenue/Recovery	2,000		
Net Cost/(Benefit)	13,421	-	-
Incremental Full Time Equivalent Positions	-	-	-

Class Estimate: Not applicable

The total budget for the project approved by Council in July 2011, included in capital budget documents, and amended in December 2013, is $209.767 million, which includes $31.567 million for the purchase cost of the building. The purchase cost of the building has been recorded in the City's financial statements with $12.6 million being allocated to the Mail Sorting Plant at 245 Smith Street and $18.967 million being allocated to the office tower at 266 Graham Avenue.

Council approved that the Office Tower be held for re-sale at some future date. The Tower is assumed to be sold for $18.967 million on December 31, 2016 for illustrative purposes and to be consistent with previous years' capital forecast. Short-term financing in the amount of $18.967 million was approved for the Tower either from external sources or through internal funds or reserves as determined by the Chief Financial Officer. An analysis and review of the sale/options regarding the Tower will be undertaken and a separate report brought forward for Council decision.

Operating revenue in 2016 represents estimated rental income from leased space in the Tower. Operating costs of $7.052 million consist of components of accommodation charges other than external debt and finance charges plus utilities, repairs and maintenance costs, and property taxes related to the Tower.

External debt and finance charges consist of $1.613 million in principal and $6.187 million in interest payments.

Transfer to the General Capital Fund consists of $0.569 million in short-term financing costs on the acquisition of the Office Tower.

* Council authorized expenditures of $209.767 million on December 11, 2013. The project was completed in 2014.

Project Name: **Building Video Surveillance Systems**

Department: Winnipeg Police Service
Project: 2202400017
Service: Police Response
OurWinnipeg: Collaborate to Make Safe Communities

AUTHORIZATION	Previous Budgets	2016 Estimate	FORECAST 2017	2018	2019	2020	2021	Five-Year Forecast Total	Six-Year Total
Project Costs ($000's)	-	-	-	4,160	-	-	-	4,160	4,160
Financed by:									
Cash to Capital				4,160				4,160	4,160

CASH FLOW	2016	2017	2018	2019	2020	2021	Beyond 2021	Total
Project Costs ($000's)	-	-	4,160	-	-	-	-	4,160
Financed by:								
Cash to Capital			4,160					4,160

NET OPERATING IMPACT ($000's)	2016	2017	2018
Operating costs			
External debt and finance charges			
Transfer to General Capital Fund			4,160
Total Direct Costs	-	-	4,160
Less: Incremental Revenue/Recovery			
Net Cost/(Benefit)	-	-	4,160
Incremental Full Time Equivalent Positions	-	-	-

Class Estimate: 3

To anticipate the need to have a service-wide prisoner tracking system. This may be a legislative requirement in the future.

Project Name: **Intelligence Led Reporting (Phase 2)**

Department: Winnipeg Police Service
Project: 2202600018
Service: Police Response
OurWinnipeg: Collaborate to Make Safe Communities

AUTHORIZATION	Previous Budgets	2016 Estimate	FORECAST 2017	2018	2019	2020	2021	Five-Year Forecast Total	Six-Year Total
Project Costs ($000's)	-	-	-	1,050	-	-	-	1,050	1,050
Financed by:									
Cash to Capital				1,050				1,050	1,050

CASH FLOW	2016	2017	2018	2019	2020	2021	Beyond 2021	Total
Project Costs ($000's)	-	-	1,050	-	-	-	-	1,050
Financed by:								
Cash to Capital			1,050					1,050

NET OPERATING IMPACT ($000's)	2016	2017	2018
Operating costs			
External debt and finance charges			
Transfer to General Capital Fund			1,050
Total Direct Costs	-	-	1,050
Less: Incremental Revenue/Recovery			
Net Cost/(Benefit)	-	-	1,050
Incremental Full Time Equivalent Positions	-	-	-

Class Estimate: 3

To provide funding for phase 2 of the Intelligence Led Reporting. Phase 1 implementation began in 2015.

Project Name: **WPS Data Integration, Auditing and Quality Solution Tool**

Department: Winnipeg Police Service
Project: 2202900018

Service: Police Response
OurWinnipeg: Collaborate to Make Safe Communities

AUTHORIZATION	Previous Budgets	2016 Estimate	FORECAST 2017	2018	2019	2020	2021	Five-Year Forecast Total	Six-Year Total
Project Costs ($000's)	-	-	-	662	-	-	-	662	662
Financed by:									
Cash to Capital				662				662	662

CASH FLOW	2016	2017	2018	2019	2020	2021	Beyond 2021	Total
Project Costs ($000's)	-	-	662	-	-	-	-	662
Financed by:								
Cash to Capital			662					662

NET OPERATING IMPACT ($000's)	2016	2017	2018
Operating costs			
External debt and finance charges			
Transfer to General Capital Fund			662
Total Direct Costs	-	-	662
Less: Incremental Revenue/Recovery			
Net Cost/(Benefit)	-	-	662
Incremental Full Time Equivalent Positions	-	-	-

Class Estimate: 3

To provide funding for a uniform strategy/tool for service wide integration, auditing and quality solution management software.

Project Name: **Automated Fingerprint Identification System (AFIS)**

Department: Winnipeg Police Service
Project: 2200000714
Service: Police Response
OurWinnipeg: Collaborate to Make Safe Communities

AUTHORIZATION	Previous Budgets	2016 Estimate	FORECAST 2017	2018	2019	2020	2021	Five-Year Forecast Total	Six-Year Total
Project Costs ($000's)	500	-	-	-	500	-	-	500	500
Financed by:									
Cash to Capital					500			500	500

CASH FLOW	2016	2017	2018	2019	2020	2021	Beyond 2021	Total
Project Costs ($000's)	-	-	-	500	-	-	-	500
Financed by:								
Cash to Capital				500				500

NET OPERATING IMPACT ($000's)	2016	2017	2018
Operating costs			
External debt and finance charges			
Transfer to General Capital Fund			
Total Direct Costs	-	-	-
Less: Incremental Revenue/Recovery			
Net Cost/(Benefit)	-	-	-
Incremental Full Time Equivalent Positions	-	-	-

Class Estimate: 3

The PMA (Programmable Matching Accelerator) is a critical component of the Automated Fingerprint Identification System which is used to capture and search fingerprint records. At the current rate, our existing system will reach its capacity in 2018. This amount is requested to increase storage capacity.

Project Name: **Technology Upgrades - Information Systems**

Department: Winnipeg Police Service
Project: 2203200019
Service: Police Response
OurWinnipeg: Collaborate to Make Safe Communities

AUTHORIZATION	Previous Budgets	2016 Estimate	FORECAST 2017	2018	2019	2020	2021	Five-Year Forecast Total	Six-Year Total
Project Costs ($000's)	-	-	-	-	1,200	-	-	1,200	1,200
Financed by:									
Cash to Capital					1,200			1,200	1,200

CASH FLOW	2016	2017	2018	2019	2020	2021	Beyond 2021	Total
Project Costs ($000's)	-	-	-	1,200	-	-	-	1,200
Financed by:								
Cash to Capital				1,200				1,200

NET OPERATING IMPACT ($000's)	2016	2017	2018
Operating costs			
External debt and finance charges			
Transfer to General Capital Fund			
Total Direct Costs	-	-	-
Less: Incremental Revenue/Recovery			
Net Cost/(Benefit)	-	-	-
Incremental Full Time Equivalent Positions	-	-	-

Class Estimate: 3

Technological changes in information systems requires upgrading and monitoring. Technology is changing rapidly and funding is required to maintain and upgrade systems.

Project Name: **In Car Computing**

Department: Winnipeg Police Service
Project: 2203700019

Service: Police Response
OurWinnipeg: Collaborate to Make Safe Communities

AUTHORIZATION	Previous Budgets	2016 Estimate	FORECAST 2017	2018	2019	2020	2021	Five-Year Forecast Total	Six-Year Total
Project Costs ($000's)	-	-	-	-	1,500	-	-	1,500	1,500
Financed by:									
Cash to Capital					1,500			1,500	1,500

CASH FLOW	2016	2017	2018	2019	2020	2021	Beyond 2021	Total
Project Costs ($000's)	-	-	-	1,500	-	-	-	1,500
Financed by:								
Cash to Capital				1,500				1,500

NET OPERATING IMPACT ($000's)	2016	2017	2018
Operating costs			
External debt and finance charges			
Transfer to General Capital Fund			
Total Direct Costs	-	-	-
Less: Incremental Revenue/Recovery			
Net Cost/(Benefit)	-	-	-
Incremental Full Time Equivalent Positions	-	-	-

Class Estimate: 3

The mobile laptop technology in cruiser cars needs to be replaced every 5 to 6 years due to the obsolescence of this equipment and the harsh environment to which they are subjected. Currently there are about 200 mobile laptops in cruiser cars at a cost of $7,000 each. Additional funds of $100,000 are for modem upgrades, brackets and mounting equipment used to attach the laptops to the vehicles. Ergonomically placed laptop computers are critical for prevention of back injuries to police officers.

Project Name: **Bomb Unit Truck Replacement**

Department: Winnipeg Police Service
Project: 2203800019

Service: Police Response
OurWinnipeg: Collaborate to Make Safe Communities

AUTHORIZATION	Previous Budgets	2016 Estimate	FORECAST 2017	2018	2019	2020	2021	Five-Year Forecast Total	Six-Year Total
Project Costs ($000's)	-	-	-	-	300	-	-	300	300
Financed by:									
Cash to Capital					300			300	300

CASH FLOW	2016	2017	2018	2019	2020	2021	Beyond 2021	Total
Project Costs ($000's)	-	-	-	300	-	-	-	300
Financed by:								
Cash to Capital				300				300

NET OPERATING IMPACT ($000's)	2016	2017	2018
Operating costs			
External debt and finance charges			
Transfer to General Capital Fund			
Total Direct Costs	-	-	-
Less: Incremental Revenue/Recovery			
Net Cost/(Benefit)	-	-	-
Incremental Full Time Equivalent Positions	-	-	-

Class Estimate: 3

The current bomb unit truck will need to be replaced as it is coming to its end of life.

Project Name: **Fire Suppression System**

Department: Winnipeg Police Service
Project: 2204000019

Service: Police Response
OurWinnipeg: Collaborate to Make Safe Communities

AUTHORIZATION	Previous Budgets	2016 Estimate	FORECAST 2017	2018	2019	2020	2021	Five-Year Forecast Total	Six-Year Total
Project Costs ($000's)	-	-	-	-	767	-	-	767	767
Financed by:									
Cash to Capital					767			767	767

CASH FLOW	2016	2017	2018	2019	2020	2021	Beyond 2021	Total
Project Costs ($000's)	-	-	-	767	-	-	-	767
Financed by:								
Cash to Capital				767				767

NET OPERATING IMPACT ($000's)	2016	2017	2018
Operating costs			
External debt and finance charges			
Transfer to General Capital Fund			
Total Direct Costs	-	-	-
Less: Incremental Revenue/Recovery			
Net Cost/(Benefit)	-	-	-
Incremental Full Time Equivalent Positions	-	-	-

Class Estimate: 5

Installation of new additional fire alarm system and 2 pre-action systems, on Level P1 of the new headquarters building for evidence.

Project Name: **Next Generation 911**

Department: Winnipeg Police Service
Project: 2203600019

Service: Police Response
OurWinnipeg: Collaborate to Make Safe Communities

AUTHORIZATION	Previous Budgets	2016 Estimate	FORECAST 2017	2018	2019	2020	2021	Five-Year Forecast Total	Six-Year Total
Project Costs ($000's)	-	-	-	-	-	800	1,000	1,800	1,800
Financed by:									
Cash to Capital						800	1,000	1,800	1,800

CASH FLOW	2016	2017	2018	2019	2020	2021	Beyond 2021	Total
Project Costs ($000's)	-	-	-	-	800	1,000	-	1,800
Financed by:								
Cash to Capital					800	1,000		1,800

NET OPERATING IMPACT ($000's)	2016	2017	2018
Operating costs			
External debt and finance charges			
Transfer to General Capital Fund			
Total Direct Costs	-	-	-
Less: Incremental Revenue/Recovery			
Net Cost/(Benefit)	-	-	-
Incremental Full Time Equivalent Positions	-	-	-

Class Estimate: 3

Technological changes in 911 to include the latest upgrades to telephony and 911 systems with provisions for video/testing and other technological advancements. This will include upgrade to a fully Public Safety grade IP (Internet Protocol) network at both the primary and back up PSAP (Public Safety Answering Point), and the required upgrades to operational SOGs (Standard Operating Guidelines) and inter-operability with partner agencies.

Project Name: **Communication Centre Back Up Site Upgrade**

Department: Winnipeg Police Service
Project: 2202900020

Service: Police Response
OurWinnipeg: Collaborate to Make Safe Communities

AUTHORIZATION	Previous Budgets	2016 Estimate	FORECAST 2017	2018	2019	2020	2021	Five-Year Forecast Total	Six-Year Total
Project Costs ($000's)	-	-	-	-	-	400	-	400	400
Financed by:									
Cash to Capital						400		400	400

CASH FLOW	2016	2017	2018	2019	2020	2021	Beyond 2021	Total
Project Costs ($000's)	-	-	-	-	400	-	-	400
Financed by:								
Cash to Capital					400			400

NET OPERATING IMPACT ($000's)	2016	2017	2018
Operating costs			
External debt and finance charges			
Transfer to General Capital Fund			
Total Direct Costs	-	-	-
Less: Incremental Revenue/Recovery			
Net Cost/(Benefit)	-	-	-
Incremental Full Time Equivalent Positions	-	-	-

Class Estimate: 3

To upgrade technical equipment in the 911 backup facility.

Project Name: **River Patrol Building**

Department: Winnipeg Police Service
Project: 2204300020

Service: Police Response
OurWinnipeg: Collaborate to Make Safe Communities

AUTHORIZATION	Previous Budgets	2016 Estimate	FORECAST 2017	2018	2019	2020	2021	Five-Year Forecast Total	Six-Year Total
Project Costs ($000's)	-	-	-	-	-	1,820	-	1,820	1,820
Financed by:									
Cash to Capital						1,820		1,820	1,820

CASH FLOW	2016	2017	2018	2019	2020	2021	Beyond 2021	Total
Project Costs ($000's)	-	-	-	-	1,820	-	-	1,820
Financed by:								
Cash to Capital					1,820			1,820

NET OPERATING IMPACT ($000's)	2016	2017	2018
Operating costs			
External debt and finance charges			
Transfer to General Capital Fund			
Total Direct Costs	-	-	-
Less: Incremental Revenue/Recovery			
Net Cost/(Benefit)	-	-	-
Incremental Full Time Equivalent Positions	-	-	-

Class Estimate: 5

The current River Patrol building is primarily a storage building for the unit. A new building, fully functional with office area, and good washroom facilities are required.

Project Name: **Archival and Exhibit Building**

Department: Winnipeg Police Service
Project: 2204500021
Service: Police Response
OurWinnipeg: Collaborate to Make Safe Communities

AUTHORIZATION	Previous Budgets	2016 Estimate	FORECAST 2017	2018	2019	2020	2021	Five-Year Forecast Total	Six-Year Total
Project Costs ($000's)	-	-	-	-	-		2,519	2,519	2,519
Financed by:									
Cash to Capital							2,519	2,519	2,519

CASH FLOW	2016	2017	2018	2019	2020	2021	Beyond 2021	Total
Project Costs ($000's)	-	-	-	-	-	2,519	-	2,519
Financed by:								
Cash to Capital						2,519		2,519

NET OPERATING IMPACT ($000's)	2016	2017	2018
Operating costs			
External debt and finance charges			
Transfer to General Capital Fund			
Total Direct Costs	-	-	-
Less: Incremental Revenue/Recovery			
Net Cost/(Benefit)	-	-	-
Incremental Full Time Equivalent Positions	-	-	-

Class Estimate: 5

This building is required to provide for the growth in space requirements for the Evidence Control unit. While the new headquarters has provided comparable square footage it has not provided comparable cubic footage, and with the additional number of exhibits that need to be stored space requirements continue to grow.

Project Name: **Computer Assisted Dispatch Upgrade**

Department: Winnipeg Police Service
Project: 2204700021

Service: Police Response
OurWinnipeg: Collaborate to Make Safe Communities

AUTHORIZATION	Previous Budgets	2016 Estimate	FORECAST 2017	2018	2019	2020	2021	Five-Year Forecast Total	Six-Year Total
Project Costs ($000's)	-	-	-	-	-	-	950	950	950
Financed by:									
Cash to Capital							950	950	950

CASH FLOW	2016	2017	2018	2019	2020	2021	Beyond 2021	Total
Project Costs ($000's)	-	-	-	-	-	950	-	950
Financed by:								
Cash to Capital						950		950

NET OPERATING IMPACT ($000's)	2016	2017	2018
Operating costs			
External debt and finance charges			
Transfer to General Capital Fund			
Total Direct Costs	-	-	-
Less: Incremental Revenue/Recovery			
Net Cost/(Benefit)	-	-	-
Incremental Full Time Equivalent Positions	-	-	-

Class Estimate: 5

The Winnipeg's Police Service Computer Assisted Dispatch System will require an upgrade, the last one occurring in 2015.

Project Name: **Schedule and Management System Upgrade**

Department: Winnipeg Police Service
Project: 2204800021
Service: Police Response
OurWinnipeg: Collaborate to Make Safe Communities

AUTHORIZATION	Previous Budgets	2016 Estimate	FORECAST 2017	2018	2019	2020	2021	Five-Year Forecast Total	Six-Year Total
Project Costs ($000's)	-	-	-	-	-	-	500	500	500
Financed by:									
Cash to Capital							500	500	500

CASH FLOW	2016	2017	2018	2019	2020	2021	Beyond 2021	Total
Project Costs ($000's)	-	-	-	-	-	500	-	500
Financed by:								
Cash to Capital						500		500

NET OPERATING IMPACT ($000's)	2016	2017	2018
Operating costs			
External debt and finance charges			
Transfer to General Capital Fund			
Total Direct Costs	-	-	-
Less: Incremental Revenue/Recovery			
Net Cost/(Benefit)	-	-	-
Incremental Full Time Equivalent Positions	-	-	-

Class Estimate: 5

The Schedule and Management System is an in-house developed rostering and overtime system. It will have been in production for about 20 years in 2021 and will require a major re-write.

Project Name: **Police Headquarters Information System Upgrades**

Department: Winnipeg Police Service
Project: 2204900021

Service: Police Response
OurWinnipeg: Collaborate to Make Safe Communities

AUTHORIZATION	Previous Budgets	2016 Estimate	FORECAST 2017	2018	2019	2020	2021	Five-Year Forecast Total	Six-Year Total
Project Costs ($000's)	-	-	-	-	-	-	2,100	2,100	2,100
Financed by:									
Cash to Capital							2,100	2,100	2,100

CASH FLOW	2016	2017	2018	2019	2020	2021	Beyond 2021	Total
Project Costs ($000's)	-	-	-	-	-	2,100	-	2,100
Financed by:								
Cash to Capital						2,100		2,100

NET OPERATING IMPACT ($000's)	2016	2017	2018
Operating costs			
External debt and finance charges			
Transfer to General Capital Fund			
Total Direct Costs	-	-	-
Less: Incremental Revenue/Recovery			
Net Cost/(Benefit)	-	-	-
Incremental Full Time Equivalent Positions	-	-	-

Class Estimate: 5

The Police Service has identified a number of information system upgrades required as the headquarters (HQ) items placed in 2014 will need replacing:

HQ IT server and storage replacement	420
HQ Network Switching and Firewall Equipment	1,680
	2,100

Project Name: **Facilities Optimization (formerly Facilities Replacement, Relocation and Enhancement Program)**

Department: Winnipeg Fire Paramedic Service
Service: Fire and Rescue Response
Project: 2111XXXX16
OurWinnipeg: Emergency Preparedness, Response and Recovery

AUTHORIZATION	Previous Budgets	2016 Estimate	FORECAST 2017	2018	2019	2020	2021	Five-Year Forecast Total	Six-Year Total
Project Costs ($000's)	N/A *	690	925	3,934	6,339	-	-	11,198	11,888
Financed by:									
Cash to Capital		250	925	2,717	4,839			8,481	8,731
External Debt		440		1,217	1,500			2,717	3,157

CASH FLOW	2016	2017	2018	2019	2020	2021	Beyond 2021	Total
Project Costs ($000's)	690	925	3,934	6,339	-	-	-	11,888
Financed by:								
Cash to Capital	250	925	2,717	4,839				8,731
External Debt	440		1,217	1,500				3,157

NET OPERATING IMPACT ($000's)	2016	2017	2018
Operating costs			
External Debt and finance charges	18	27	80
Transfer to General Capital Fund	250	925	2,717
Total Direct Costs	268	952	2,797
Less: Incremental Revenue/Recovery	43	152	448
Net Cost/(Benefit)	225	800	2,349
Incremental Full Time Equivalent Positions	-	-	-

Class Estimate: Not applicable, as this is a scalable program

With this capital funding the Winnipeg Fire Paramedic Service seeks to maximize the efficiency of the station network. This is achieved through relocations, replacements and major enhancements to stations that help reduce costs but maintain the desired level of response.

The existing program of work was significantly deferred in 2015 following the Fire Underwriters Survey in order to allow for a Standards of Coverage analysis to be undertaken. This will determine the primary areas for coverage improvement and focus on addressing the most urgent areas to help maintain our fire rating across the city. The committed program of work is currently as follows:

2016:
- Develop strategic planning document 'Standards of Coverage' that will define future year optimization. Up to $250,000 is included in 2016 for this work.
- Station 9 (Marion) and Station 15 (Autumnwood): Evaluation and design work for the potential consolidation of these stations.

2017:
- Develop strategic planning document 'Master Plan' that will define future year optimization.
- Station 9 (Marion) and Station 15 (Autumwood): Evaluation and design work for the potential consolidation of these stations.

2018 to 2019:
- Station 9 (Marion) and Station 15 (Autumwood): Acquisition of land.
- Remaining funds will be allocated to projects once the program redefinition is complete at the end of 2016.

* N/A - No amounts have been included in the "Previous Budgets" due to this project's on-going nature.

Project Name: **P25 Public Safety Radio System (formerly Replacement Radio System)**

Department:	Winnipeg Fire Paramedic Service	Service:	Fire and Rescue Response
Project:	2101XXXX16	OurWinnipeg:	Emergency Preparedness, Response and Recovery

AUTHORIZATION	Previous Budgets	2016 Estimate	FORECAST 2017	2018	2019	2020	2021	Five-Year Forecast Total	Six-Year Total
Project Costs ($000's)	2,000	3,728	-	-	-	-	-	-	3,728
Financed by:									
Cash to Capital		2,707						-	2,707
Transfer from Prior Year Authorization (2015 Station Capital Maintenance / 2015 911 Call Centre Resilience)		1,021							1,021

CASH FLOW	2016	2017	2018	2019	2020	2021	Beyond 2021	Total
Project Costs ($000's)	3,728	-	-	-	-	-	-	3,728
Financed by:								
Cash to Capital	2,707							2,707
Transfer from Prior Year Authorization (2015 Station Capital Maintenance / 2015 911 Call Centre Resilience)	1,021							1,021

NET OPERATING IMPACT ($000's)	2016	2017	2018
Operating costs			
External Debt and finance charges			
Transfer to General Capital Fund	2,707		
Total Direct Costs	2,707	-	-
Less: Incremental Revenue/Recovery	108	-	
Net Cost/(Benefit)	2,599	-	-
Incremental Full Time Equivalent Positions	-	-	-

Class Estimate: 3

The Winnipeg Fire Paramedic Service currently operates 400 radios on the Fleetnet Radio System. This system provides the primary communication channel with responders at scene. The existing vendor will not support the system beyond 2015 and the replacement cost for Fire Paramedic assets on the radio network is estimated at $5.728 million. This work began in 2015.

The system redevelopment overall is multi-agency with planned inter-operability across the fire, paramedic and police services in Winnipeg and with interfaces provincially and nationally.

This capital project seeks to replace the radio assets operated by the Fire Paramedic Service only.

On November 25, 2015 Council authorized the expenditure of up to $3,728,000 as a first charge against the 2016 Capital Budget.

Funding in 2016 includes rebudgeted amounts from previously approved capital budgets.

Project Name: **Equipment Obsolescence**

Department:	Winnipeg Fire Paramedic Service	Service:	Fire and Rescue Response
Project:	2104XXXX16	OurWinnipeg:	Emergency Preparedness, Response and Recovery

AUTHORIZATION	Previous Budgets	2016 Estimate	FORECAST 2017	2018	2019	2020	2021	Five-Year Forecast Total	Six-Year Total
Project Costs ($000's)	N/A *	1,260	4,457	1,010	772	739	739	7,717	8,977
Financed by:									
Cash to capital		1,260	4,457	1,010	772	739	739	7,717	8,977

CASH FLOW	2016	2017	2018	2019	2020	2021	Beyond 2021	Total
Project Costs ($000's)	1,260	4,457	1,010	772	739	739	-	8,977
Financed by:								
Cash to Capital	1,260	4,457	1,010	772	739	739		8,977

NET OPERATING IMPACT ($000's)	2016	2017	2018
Operating costs			
External Debt and finance charges			
Transfer to General Capital Fund	1,260	4,457	1,010
Total Direct Costs	1,260	4,457	1,010
Less: Incremental Revenue/Recovery	489	557	570
Net Cost/(Benefit)	771	3,900	440
Incremental Full Time Equivalent Positions	-	-	-

Class Estimate: 3 - applies to 2016 only

These capital funds support an ongoing program that deals with the replacement of equipment at end of operating life to ensure the continuity of front line emergency services.

The Fire Paramedic Service needs to replace the following specialized equipment as it nears the end of its operating life:

2016:

- HazMat (hazardous materials) suits to protect responders from injury;
- Stair Chairs used to safely and effectively move patients up and down stairs to a stretcher;
- Zoll monitor defibrillators to provide mobile patient cardiac monitoring and resuscitation.

2017 to 2018:

- Self Contained Breathing Apparatus to provide air supply for responders working in structural fire events;
- Stair Chairs used to safely and effectively move patients up and down stairs to a stretcher;
- Toughbooks used by paramedics to record critical patient information at scene;
- Zoll monitor defibrillators to provide mobile patient cardiac monitoring and resuscitation;
- SimMan (Mannequin) used for high fidelity emergency medical services training;
- Jaws of Life rescue equipment for motor vehicle collision extrication.

* N/A - No amounts have been included in the "Previous Budgets" due to this project's on-going nature.

Project Name: **911 Call Centre Resilience**

Department: Winnipeg Fire Paramedic Service
Project: 2105XXXXXX
Service: Fire and Rescue Response
OurWinnipeg: Emergency Preparedness, Response and Recovery

AUTHORIZATION	Previous Budgets	2016 Estimate	FORECAST 2017	2018	2019	2020	2021	Five-Year Forecast Total	Six-Year Total
Project Costs ($000's)	735	-	861	260	-	-	124	1,245	1,245
Financed by:									
Cash to Capital			861	260			124	1,245	1,245

CASH FLOW	2016	2017	2018	2019	2020	2021	Beyond 2021	Total
Project Costs ($000's)	-	861	260	-	-	124	-	1,245
Financed by:								
Cash to Capital		861	260			124		1,245

NET OPERATING IMPACT ($000's)	2016	2017	2018
Operating costs			
External Debt and finance charges			
Transfer to General Capital Fund		861	260
Total Direct Costs	-	861	260
Less: Incremental Revenue/Recovery		413	125
Net Cost/(Benefit)	-	448	135
Incremental Full Time Equivalent Positions	-	-	-

Class Estimate: 5

During 2014 Council approved funding for the Winnipeg Fire Paramedic Service to upgrade its 911 telephony platform to meet next generation capability in alignment with, and as a joint project with the Winnipeg Police Service. This upgrade was expected to occur during 2015 based on negotiations started in 2014.

As a result of this decision, capital funds are required to replace legacy specialist equipment in order to operate with the new emergency call platform. This includes the following:

2015 to 2018:

- Call check and audio logger replacement - to meet legal requirements for call recording and provide immediate quality management of calls. Current equipment is showing signs of failure and will not work with the next generation 911 platform.
- Replacement of local console and centralized call centre battery power supplies - to meet legislated 2-hour minimum non-generator based power supply in the event of power outage. Current equipment is at end of life and may not meet requirements.
- Private Branch eXchange (PBX) telephone switch -to meet standards for the 911 platform and provide a workable redundancy option. Current equipment is leased and may not provide required redundancy option.
- Console ergonomics replacement - current mechanisms at end of life in 2017.

Project Name: **Computer Aided Dispatch (CAD)**

Department: Winnipeg Fire Paramedic Service
Project: 2106XXXX16
Service: Fire and Rescue Response
OurWinnipeg: Emergency Preparedness, Response and Recovery

AUTHORIZATION	Previous Budgets	2016 Estimate	FORECAST 2017	2018	2019	2020	2021	Five-Year Forecast Total	Six-Year Total
Project Costs ($000's)	200	-	7,095	-	-	-	-	7,095	7,095
Financed by:									
Cash to Capital			7,095					7,095	7,095

CASH FLOW	2016	2017	2018	2019	2020	2021	Beyond 2021	Total
Project Costs ($000's)	-	7,095	-	-	-	-	-	7,095
Financed by:								
Cash to Capital		7,095						7,095

NET OPERATING IMPACT ($000's)	2016	2017	2018
Operating costs			
External Debt and finance charges			
Transfer to General Capital Fund		7,095	
Total Direct Costs	-	7,095	-
Less: Incremental Revenue/Recovery		3,406	
Net Cost/(Benefit)	-	3,689	-
Incremental Full Time Equivalent Positions	-	-	-

Class Estimate: 5

These capital funds are to replace the current Computer Aided Dispatch (CAD) system that manages emergency call taking and fire/ ambulance dispatch functions. The current system does not support the increasing number of interfaces that are required for current and future business processes and is based on outdated technology.

This project has three main phases:

2015:

1) Discovery - engage a consultant to assist in documenting current capability, wider organizational system integration/interface requirements and enhancements and provide an overview and specification for the new CAD system.

2017:

2) Procurement - Request for Proposal process for vendors for preferred solution arising from the discovery phase.

3) Implementation of new CAD prior to withdrawal of support for current system.

The current CAD support is close to expiry and a working solution must be in place by the end of 2017 given the criticality of this system to the emergency service.

It is anticipated that a special report to Council will be drafted once the specifications of the system are identified and a preferred solution is selected. This report would seek approval of the Contract and authorization to commit the capital funding required to complete it. This may require a first call on the 2017 authorization, but will be detailed in the report. Any costs related to the first call will be a class 3 estimate or better.

Project Name: **Station Capital Maintenance**

Department: Winnipeg Fire Paramedic Service
Service: Fire and Rescue Response
Project: 2107XXXXXX
OurWinnipeg: Emergency Preparedness, Response and Recovery

AUTHORIZATION	Previous Budgets	2016 Estimate	FORECAST 2017	2018	2019	2020	2021	Five-Year Forecast Total	Six-Year Total
Project Costs ($000's)	N/A *	-	3,938	2,852	1,270	4,400	7,743	20,203	20,203
Financed by:									
Cash to Capital			3,938	2,852	1,270	4,400	7,743	20,203	20,203

CASH FLOW	2016	2017	2018	2019	2020	2021	Beyond 2021	Total
Project Costs ($000's)	-	3,938	2,852	1,270	4,400	7,743	-	20,203
Financed by:								
Cash to Capital		3,938	2,852	1,270	4,400	7,743		20,203

NET OPERATING IMPACT ($000's)	2016	2017	2018
Operating costs			
External Debt and finance charges			
Transfer to General Capital Fund		3,938	2,852
Total Direct Costs	-	3,938	2,852
Less: Incremental Revenue/Recovery		630	456
Net Cost/(Benefit)	-	3,308	2,396
Incremental Full Time Equivalent Positions	-	-	-

Class Estimate: 4

These capital funds support an ongoing program of repair and structural maintenance work to ensure station asset lives are maximized, thereby ensuring the service has an operable station network from which required emergency response times across the whole city can be provided.

2017 to 2021:

Station 10 (Border Street): Repairs to property side water main arising from pipe corrosion and consequential building renovation works and asbestos containment and removal.

Funds will be applied to priority works identified in the Fire Underwriters Survey and guided by VFA Canada Asset Funding Needs Report in four categories:

- Building structural assessments and remediation work;

- Fire, life safety and regulatory upgrades;

- Building envelope repairs and maintenance;

- Building security work

.* N/A - No amounts have been included in the "Previous Budgets" due to this project's on-going nature.

Project Name: **Decontamination Unit**

Department: Winnipeg Fire Paramedic Service
Service: Medical Response
Project: 2108XXXX16
OurWinnipeg: Emergency Preparedness, Response and Recovery

AUTHORIZATION	Previous Budgets	2016 Estimate	FORECAST 2017	2018	2019	2020	2021	Five-Year Forecast Total	Six-Year Total
Project Costs ($000's)	-	116	-	-	-	-	-	-	116
Financed by:									
Cash to Capital		116						-	116

CASH FLOW	2016	2017	2018	2019	2020	2021	Beyond 2021	Total
Project Costs ($000's)	116	-	-	-	-	-	-	116
Financed by:								
Cash to Capital	116							116

NET OPERATING IMPACT ($000's)	2016	2017	2018
Operating costs	3	3	3
External Debt and finance charges			
Transfer to General Capital Fund	116		
Total Direct Costs	119	3	3
Less: Incremental Revenue/Recovery	70	2	2
Net Cost/(Benefit)	49	1	1
Incremental Full Time Equivalent Positions	-	-	-

Class Estimate: 3

This project seeks to acquire specialized decontamination units to mitigate the spread of infectious diseases (e.g. H1N1, EBOLA). These units will be utilized as part of the routine periodic cleaning of Ambulances and Fire Apparatus and after suspected exposures and will avoid the need for paramedics and firefighters to decontaminate vehicles directly.

Project Name: **Emergency Medical Service (EMS) Training Equipment**

Department:	Winnipeg Fire Paramedic Service	Service:	Medical Response
Project:	2108XXXXXX	OurWinnipeg:	Emergency Preparedness, Response and Recovery

AUTHORIZATION	Previous Budgets	2016 Estimate	FORECAST 2017	2018	2019	2020	2021	Five-Year Forecast Total	Six-Year Total
Project Costs ($000's)	-	-	-	-	-	119	-	119	119
Financed by:									
Cash to Capital						119		119	119

CASH FLOW	2016	2017	2018	2019	2020	2021	Beyond 2021	Total
Project Costs ($000's)	-	-	-	-	119	-	-	119
Financed by:								
Cash to Capital					119			119

NET OPERATING IMPACT ($000's)	2016	2017	2018
Operating costs			
External Debt and finance charges			
Transfer to General Capital Fund			
Total Direct Costs	-	-	-
Less: Incremental Revenue/Recovery			
Net Cost/(Benefit)	-	-	-
Incremental Full Time Equivalent Positions	-	-	-

Class Estimate: 3

The Emergency Medical Service (EMS) utilizes a SimMan (adult Male) and SimBaby (child) mannequins to provide high fidelity patient simulations during the training and recertification programs for paramedics.

This project will acquire a SimMom (adult Female) mannequin to provide high fidelity simulation for patients in active labour in pre-hospital setting.

To take full advantage of high fidelity patient simulation a specialized and controlled environment must be created. To facilitate this, instructors need the ability to operate the mannequin, including responses to patient care decisions made during a scenario and watch the event unfold from a remote location rather than within the same space. To accomplish this, SimView equipment will be acquired.

Project Name: **Computer Automation**

Department: Planning, Property and Development
Service: Property Asset Management
Project: 6361000415
OurWinnipeg: Prosperity

AUTHORIZATION	Previous Budgets	2016 Estimate	FORECAST 2017	2018	2019	2020	2021	Five-Year Forecast Total	Six-Year Total
Project Costs ($000's)	N/A *	200	120	144	133	119	143	659	859
Financed by:									
Cash to Capital		200	120	144	133	119	143	659	859

CASH FLOW	2016	2017	2018	2019	2020	2021	Beyond 2021	Total
Project Costs ($000's)	200	120	144	133	119	143	-	859
Financed by:								
Cash to Capital	200	120	144	133	119	143		859

NET OPERATING IMPACT ($000's)	2016	2017	2018
Operating costs			
External debt and finance charges			
Transfer to General Capital Fund	200	120	144
Total Direct Costs	200	120	144
Less: Incremental Revenue/Recovery	7	4	5
Net Cost/(Benefit)	193	116	139
Incremental Full Time Equivalent Positions	-	-	-

Class Estimate: Not applicable, as this is a scalable program

This is an on-going office automation program. Its primary goals are to deliver cost-effective solutions that provide convenient customer service to our citizens and to improve organizational efficiencies. We can achieve these goals through expansion of online services, office/ workflow automation, re-engineering of legacy systems, electronic documents management, and systems integration (e.g. database synchronization) between our own applications and those of other departments.

It is anticipated that maintaining and improving a solid technological framework can provide the basis for organization improvements that increase efficiency and reliability. In order to improve service delivery, we strive to make information more accessible, streamline workflows, and reduce any duplication of efforts. It can also be argued that some initiatives such as electronic document submissions are not only citizen-friendly but environmentally responsible as well.

A general program of ongoing system improvement is suggested and is seen as reasonable to ensure the continued longevity and viability of the City's investment in office automation.

Included in this program is the potential acquisition of survey equipment for the Geomatics Branch including data collectors, total stations, GPS equipment, laser scanners, etc.

* N/A - No amounts have been included in the "Previous Budgets" due to this project's on-going nature.

Project Name: **Riverbank Greenway Programs**

Department: Planning, Property and Development
Service: Land Drainage and Flood Control
Project: 6351300115
OurWinnipeg: Environment

AUTHORIZATION	Previous Budgets	2016 Estimate	FORECAST 2017	2018	2019	2020	2021	Five-Year Forecast Total	Six-Year Total
Project Costs ($000's)	N/A *	443	405	406	411	453	424	2,099	2,542
Financed by:									
Cash to Capital		443	405	406	411	453	424	2,099	2,542

CASH FLOW	2016	2017	2018	2019	2020	2021	Beyond 2021	Total
Project Costs ($000's)	443	405	406	411	453	424	-	2,542
Financed by:								
Cash to Capital	443	405	406	411	453	424		2,542

NET OPERATING IMPACT ($000's)	2016	2017	2018
Operating costs			
External debt and finance charges			
Transfer to General Capital Fund	443	405	406
Total Direct Costs	443	405	406
Less: Incremental Revenue/Recovery	14	13	13
Net Cost/(Benefit)	429	392	393
Incremental Full Time Equivalent Positions	-	-	-

Class Estimate: Not applicable, as this is a scalable program

This program supports the acquisition of riverbank lands for the City's linear parkway system and promotes the use of the City's rivers and riverbanks by facilitating public access to rivers and riverbank lands and encouraging the use of Winnipeg rivers for transportation and recreation through the provision of boat launches, docks, pathways, and other accessibility improvements.

Funds provided are for implementation according to the prioritized river segments adopted by Council as opportunities present themselves and as needs dictate. Greenway funds focus on major parks, regional parks and greenspace connections to the watershed and are aligned to complement active transportation initiatives. Access improvements can take place on primary waterways (Red & Assiniboine) as well as secondary waterways (Seine River, Sturgeon Creek, Truro Creek, Bunn's Creek, Omand's Creek).

2016 Proposed Projects:

Bunn's Creek Pathway Refurbishment

Riverbank Parkway System signage & trailheads

Seine River Trail (Sentier Gabriel Dufault Pathway) - $300,000 over two years (2015 & 2016) will be allocated to this project.

* N/A - No amounts have been included in the "Previous Budgets" due to this project's on-going nature.

Project Name: **Cemeteries - Improvements**

Department: Planning, Property and Development
Service: Cemeteries
Project: 6322100115
OurWinnipeg: Vitality

AUTHORIZATION	Previous Budgets	2016 Estimate	FORECAST 2017	2018	2019	2020	2021	Five-Year Forecast Total	Six-Year Total
Project Costs ($000's)	N/A *	432	408	400	390	398	406	2,002	2,434
Financed by:									
Cash to Capital		232	208	250	240	248	236	1,182	1,414
Veterans Affairs Canada		200	200	150	150	150	170	820	1,020

CASH FLOW	2016	2017	2018	2019	2020	2021	Beyond 2021	Total
Project Costs ($000's)	432	408	400	390	398	406	-	2,434
Financed by:								
Cash to Capital	232	208	250	240	248	236		1,414
Veterans Affairs Canada	200	200	150	150	150	170		1,020

NET OPERATING IMPACT ($000's)	2016	2017	2018
Operating costs			
External debt and finance charges			
Transfer to General Capital Fund	232	208	250
Total Direct Costs	232	208	250
Less: Incremental Revenue/Recovery	10	9	10
Net Cost/(Benefit)	222	199	240
Incremental Full Time Equivalent Positions	-	-	-

Class Estimate: Not applicable, as this is a scalable program

The funds are required to supplement funding being received from Veterans Affairs Canada (VAC) under a joint funding project to renovate the Brookside Cemetery. VAC have so far invested $855,000 since 2007; in 2014-2015, an additional $352,000 was provided. There are ongoing discussions to establish a program based on $200,000 per annum for further years to complete the project. Further funding is promised but not guaranteed for the next 10 years.

The VAC budget is required as the VAC funding year is April 1 to March 31 and additional monies are often made available in January of each year. The separate amount of capital funding permits a cash flow to support the additional funding; additional funds have been made available in all years since the project commenced. The VAC funding agreement requires increased financial support from the City to cover the cost of landscaping and salaries costs. VAC funds foundation and monument repairs and manufacturing/supply costs. Funds are repaid to the capital account on refund from VAC.

In addition, the capital funds are required for the purchase and installation of columbaria and private family estates and mausoleum interment facilities at City cemeteries. These product categories generate higher revenue levels which assist in returning the City cemeteries towards being financially self-sufficient.

Brookside Cemetery requires the establishment of new full body interment sections as existing interment sections are near capacity with only 12 months of product remaining for sale in some sections. The Military Field of Honour requires a new cremation interment area, to include columbaria, wall plaques, gardens and pathways. St. Vital Cremation gardens requires extending to accommodate new product for sales as existing products are sold out.

* N/A - No amounts have been included in the "Previous Budgets" due to this project's on-going nature.

Project Name: **Downtown Enhancement Program**

Department:	Planning, Property and Development	Service:	City Beautification
Project:	6351800115	OurWinnipeg:	Creativity

AUTHORIZATION	Previous Budgets	2016 Estimate	FORECAST 2017	2018	2019	2020	2021	Five-Year Forecast Total	Six-Year Total
Project Costs ($000's)	N/A *	400	400	400	400	400	400	2,000	2,400
Financed by:									
Cash to Capital		400	400	400	400	400	400	2,000	2,400

CASH FLOW	2016	2017	2018	2019	2020	2021	Beyond 2021	Total
Project Costs ($000's)	400	400	400	400	400	400	-	2,400
Financed by:								
Cash to Capital	400	400	400	400	400	400		2,400

NET OPERATING IMPACT ($000's)	2016	2017	2018
Operating costs			
External debt and finance charges			
Transfer to General Capital Fund	400	400	400
Total Direct Costs	400	400	400
Less: Incremental Revenue/Recovery	13	13	13
Net Cost/(Benefit)	387	387	387
Incremental Full Time Equivalent Positions	-	-	-

Class Estimate: Not applicable, as this is a scalable program

The program objective is the functional and aesthetic improvements and required upgrades to public spaces and streetscapes in the Downtown and Exchange District National Heritage Site. The funds enhance accessibility, safety, comfort and urban design quality of pedestrian environments and fulfill the commitment to the "Downtown First" philosophy. The Downtown Winnipeg Urban Design Guidelines provide the guiding principles to support design and enhance the livability of Winnipeg's Downtown Urban environment.

The program supports and develops ongoing partnership opportunities for future Public / Private development and redevelopment partnerships and projects such as: Old Market Square, Broadway, Hydro Tower, Millennium Library Park, Bonnycastle Park and the Assiniboine River walk. Projects have traditionally relied on and/or leveraged other partnership opportunities and have supported private redevelopments.

These public open space and streetscape improvements are over and above and exclusive of work assumed by the Public Works, Transit, and Water and Waste Departments who are responsible for existing infrastructure such as curbs, street and sidewalk repairs, street trees, planters, boulevards, required maintenance and accessibility standards.

Downtown Enhancement Program (continued):

Priorities in 2016 - 2021 include but are not limited to:

- Red River Campus links including William Avenue
- Air Canada Park
- Old Market Square
- Downtown and Exchange District Pedestrian Facilities Enhancements
- East Exchange Interpretative Strategies
- Albert Street
- Portage-Broadway Public Art Integration
- halo SHED (Sports, Hospitality and Entertainment District) developments including 266 Graham Avenue, Garry Street, Smith, Street, Edmonton Street and St. Mary Avenue
- Main Street south of Portage

* N/A - No amounts have been included in the "Previous Budgets" due to this project's on-going nature.

Project Name: **BIZ Zones, Image Routes and Neighbourhood Main Streets**

Department:	Planning, Property and Development	Service:	City Beautification
Project:	6351241515	OurWinnipeg:	Creativity

AUTHORIZATION	Previous Budgets	2016 Estimate	FORECAST 2017	2018	2019	2020	2021	Five-Year Forecast Total	Six-Year Total
Project Costs ($000's)	N/A *	400	400	400	400	400	400	2,000	2,400
Financed by:									
Cash to Capital		400	400	400	400	400	400	2,000	2,400

CASH FLOW	2016	2017	2018	2019	2020	2021	Beyond 2021	Total
Project Costs ($000's)	400	400	400	400	400	400	-	2,400
Financed by:								
Cash to Capital	400	400	400	400	400	400		2,400

NET OPERATING IMPACT ($000's)	2016	2017	2018
Operating costs			
External debt and finance charges			
Transfer to General Capital Fund	400	400	400
Total Direct Costs	400	400	400
Less: Incremental Revenue/Recovery	13	13	13
Net Cost/(Benefit)	387	387	387
Incremental Full Time Equivalent Positions	-	-	-

Class Estimate: Not applicable, as this is a scalable program

The City of Winnipeg reinvests in partnered projects in BIZ districts and Neighbourhood Main Streets. These areas have their own distinct character with their own style of mixed-use, walkable business districts which serve as the cores of their neighbourhoods. With the completion of "OurWinnipeg" and the adoption of the document "Complete Communities", these funds provide the opportunity for the City to work with the resident and business owners in 'partnerships' between the City, BIZ, private sector, not-for-profit, other funding agencies and other government bodies. This capital fund gives the incentive for the BIZ groups to go out and match dollars from sources other than the City. This capital fund, through partnerships, assists in stimulating community revitalization.

This enhancement program takes the form of decorative medians, pedestrian lighting, banner poles, special entry nodes, special pavement treatments, character signage, plants, trees and site furnishings, to ensure the renewal and sustainment of the infrastructure which creates a sense of place and destination in and along Business Improvement Zones and of Image Routes.

2016 - 2021: Projects are adjusted based upon community readiness and partnership opportunities

West Broadway BIZ (Major Project Revitalization implementation), Osborne Village BIZ (Major Project Revitalization implementation), Norwood Grove BIZ (Concept Plan), Old St. Vital BIZ (Concept Plan), BIZ Zones - Rapid Transit Stations connectivity strategy, Academy Road (Major Project Revitalization implementation), Old St.Vital BIZ (Major Project Revitalization implementation), Norwood Grove BIZ (Major Project Revitalization implementation), Osborne South BIZ (Concept Plan), Selkirk Avenue BIZ (Concept Plan), West End BIZ (International Village Streetscaping implementation).

* N/A - No amounts have been included in the "Previous Budgets" due to this project's on-going nature.

Project Name: **Public Art Strategy**

Department: Planning, Property and Development
Service: Arts, Entertainment and Culture
Project: 6351400715
OurWinnipeg: Creativity

AUTHORIZATION	Previous Budgets	2016 Estimate	FORECAST 2017	2018	2019	2020	2021	Five-Year Forecast Total	Six-Year Total
Project Costs ($000's)	N/A *	500	500	500	500	500	500	2,500	3,000
Financed by:									
Cash to Capital		500	500	500	500	500	500	2,500	3,000

CASH FLOW	2016	2017	2018	2019	2020	2021	Beyond 2021	Total
Project Costs ($000's)	500	500	500	500	500	500	-	3,000
Financed by:								
Cash to Capital	500	500	500	500	500	500		3,000

NET OPERATING IMPACT ($000's)	2016	2017	2018
Operating costs			
External debt and finance charges			
Transfer to General Capital Fund	500	500	500
Total Direct Costs	500	500	500
Less: Incremental Revenue/Recovery	16	16	16
Net Cost/(Benefit)	484	484	484
Incremental Full Time Equivalent Positions	-	-	-

Class Estimate: Not applicable, as this is a scalable program

On September 24, 2003, Council approved in principle the Public Art Policy of the Mayor's Task Force on Public Art in Winnipeg and directed that the Chief Administrative Officer work in conjunction with WAC (Winnipeg Arts Council) to develop the necessary procedures for implementing the direction of the policy, including but not limited to those areas relating to governance and funding. Council adopted a Public Art Policy on October 27, 2004.

The Winnipeg Arts Council as the City of Winnipeg's implementation partner submits annually for approval a plan for the works to be undertaken.

This program is excluded from administrative overhead capital charges.

* N/A - No amounts have been included in the "Previous Budgets" due to this project's on-going nature.

Project Name: **Land Acquisition for General Unspecified Purposes**

Department:	Planning, Property and Development	Service:	Property Asset Management
Project:	6321100115	OurWinnipeg:	Prosperity

AUTHORIZATION	Previous Budgets	2016 Estimate	FORECAST 2017	2018	2019	2020	2021	Five-Year Forecast Total	Six-Year Total
Project Costs ($000's)	N/A *	-	300	240	228	274	238	1,280	1,280
Financed by:									
Cash to Capital			300	240	228	274	238	1,280	1,280

CASH FLOW	2016	2017	2018	2019	2020	2021	Beyond 2021	Total
Project Costs ($000's)	-	300	240	228	274	238	-	1,280
Financed by:								
Cash to Capital		300	240	228	274	238		1,280

NET OPERATING IMPACT ($000's)	2016	2017	2018
Operating costs			
External debt and finance charges			
Transfer to General Capital Fund		300	240
Total Direct Costs	-	300	240
Less: Incremental Revenue/Recovery		10	8
Net Cost/(Benefit)	-	290	232
Incremental Full Time Equivalent Positions	-	-	-

Class Estimate: Not applicable, as this is a scalable program

General provision for the annual acquisition of land for purposes other than regional streets and riverbank property. This provides for the acquisition of properties which are unforeseen at this time.

* N/A - No amounts have been included in the "Previous Budgets" due to this project's on-going nature.

Project Name: **Developer Payback**

Department:	Planning, Property and Development	Service:	Parks and Urban Forestry
Project:	6351000215	OurWinnipeg:	Environment

AUTHORIZATION	Previous Budgets	2016 Estimate	FORECAST 2017	2018	2019	2020	2021	Five-Year Forecast Total	Six-Year Total
Project Costs ($000's)	N/A *	275	280	278	292	274	280	1,404	1,679
Financed by:									
Cash to Capital		275	280	278	292	274	280	1,404	1,679

CASH FLOW	2016	2017	2018	2019	2020	2021	Beyond 2021	Total
Project Costs ($000's)	275	280	278	292	274	280	-	1,679
Financed by:								
Cash to Capital	275	280	278	292	274	280		1,679

NET OPERATING IMPACT ($000's)	2016	2017	2018
Operating costs			
External debt and finance charges			
Transfer to General Capital Fund	275	280	278
Total Direct Costs	275	280	278
Less: Incremental Revenue/Recovery	9	9	9
Net Cost/(Benefit)	266	271	269
Incremental Full Time Equivalent Positions	-	-	-

Class Estimate: Not applicable, as this is a scalable program

The City of Winnipeg is legally obligated through the approved Development Agreement Parameters to provide payback on older Developer Agreements based on the approved 48/52 split on the development of park costs. The funding formula is that the City of Winnipeg contributes 52% to the park development costs. Additionally, recognizing the need to do work concurrently beyond the basic requirements of the Development Agreement, these funds will cover provision of basic amenities that are more cost-effective and practical to install at the time of initial development (such as pathways, lighting, site furnishings, tree planting), particularly for linear park developments.

Applications from some of the outstanding (older) agreements are now being received due to the current build out.

Calculations are based on industry consultation and the actual reviewed costs of works as they are completed each calendar year. Capital requirements are updated on an ongoing basis to reflect industry build out and Development Agreement amendments.

* N/A - No amounts have been included in the "Previous Budgets" due to this project's on-going nature.

Project Name: **Riverbank Stabilization - Physical Asset Protection**

Department: Planning, Property and Development
Service: Land Drainage and Flood Control
Project: 6351300215
OurWinnipeg: Environment

AUTHORIZATION	Previous Budgets	2016 Estimate	FORECAST 2017	2018	2019	2020	2021	Five-Year Forecast Total	Six-Year Total
Project Costs ($000's)	N/A *	1,686	1,000	1,000	1,000	1,038	1,008	5,046	6,732
Financed by:									
Cash to Capital		378	1,000	1,000	1,000	1,038	1,008	5,046	5,424
Waterways Fund - Fund 002 (formerly Riverbank Management Committee Fund)		622						-	622
Transfer from Prior Year Authorization (2012 Churchill Park Riverbank Stabilization)		686						-	686

CASH FLOW	2016	2017	2018	2019	2020	2021	Beyond 2021	Total
Project Costs ($000's)	1,686	1,000	1,000	1,000	1,038	1,008	-	6,732
Financed by:								
Cash to Capital	378	1,000	1,000	1,000	1,038	1,008		5,424
Waterways Fund - Fund 002 (formerly Riverbank Management Committee Fund)	622							622
Transfer from Prior Year Authorization (2012 Churchill Park Riverbank Stabilization)	686							686

NET OPERATING IMPACT ($000's)	2016	2017	2018
Operating costs			
External debt and finance charges			
Transfer to General Capital Fund	378	1,000	1,000
Total Direct Costs	378	1,000	1,000
Less: Incremental Revenue/Recovery	29	33	33
Net Cost/(Benefit)	349	967	967
Incremental Full Time Equivalent Positions	0.33	0.33	0.33

Class Estimate: Not applicable, as this is a scalable program

In 2000, the Riverbank Stability Characterization Study evaluated stability conditions of 106 km. of City owned riverbank property which comprises approximately 45% of all such property within The City of Winnipeg. Inasmuch as costs to effectively stabilize all City owned river and creek banks requires a significant funding commitment of $80 million (2000 dollars), "first phase" priority sites were established in the report for purposes of the City implementing stabilization along the most critical sections of riverbank. Six priority sites have been stabilized since 2003, namely, Annabella Street to May Street (2003), St. John's Park (2006), Bunn's Creek (2006), St. Vital Park (2008) and Churchill Drive Park (2012) and King's Park (2015) at a total cost of approximately $7 million.

Riverbank Stabilization - Physical Asset Protection (continued):

The Planning, Property and Development Department, in collaboration with the University of Manitoba, developed a Riverbank Asset Management System (RAMS) based on a GIS framework. As part of the ongoing asset management program, RAMS, and the listing of priority sites, was updated in 2014/15 to include additional City-owned properties, and updated site evaluations, with an estimated $213 million required to address "critical" and "intermediate" ranked sites. The priority list provided below is subject to change with ongoing updates to RAMS, the results of investigations and monitoring programs, the addition of more sites to the database, or where opportunities to collaborate with other City departments on specific projects can realize cost savings.

The project priority listing as of November, 2015 is as follows:

Site	Amount
Red River - Guay Park	1,600,000
Assiniboine River - Edgeland to Academy	1,900,000
Red River - River to Rivergate	2,900,000
Red River - Crescent Drive Park	1,500,000
Red River - St. Cross - Mortimer to Anderson	2,300,000
Red River - Canoe Club	6,100,000
Red River - Lyndale Drive Park and Lawndale to Claremont	3,200,000
Red River - D'arcy Drive	3,600,000
Red River - Redwood to Alfred	2,000,000
Red River - Tache - Provencher to Cathedrale	1,700,000
Total	**26,800,000**

The above cost estimates are considered to be Class 4 for the site at Guay Park where initial site investigation and monitoring program is underway, and Class 5 for the remaining sites.

A geotechnical investigation and monitoring program studying the riverbank in Guay Park was commenced in the January of 2014. Subject to the results of the monitoring program and recommendations of the Engineering Consultant, stabilization and/or erosion protection works may be undertaken in the winter of 2015 - 2016. Funding for this project will be from the 2014, 2015 and 2016 Capital Budgets. The cost entails additional FTE (0.33) one summer student intern for the Waterways branch.

Geotechnical investigation and monitoring programs at several sites will be initiated in 2015, including on the Red River: Brandon to Togo; Lyndale Drive Park, Canoe Club and Michelle Jean Park.

Funding in 2016 includes rebudgeted amount from previously approved capital budget.

* N/A - No amounts have been included in the "Previous Budgets" due to this project's on-going nature.

Project Name: **Building Communities Initiative III**

Department:	Planning, Property and Development	Service:	Neighbourhood Revitalization
Project:	6351200016	OurWinnipeg:	Key Directions for Specific City Areas

AUTHORIZATION	Previous Budgets	2016 Estimate	FORECAST 2017	2018	2019	2020	2021	Five-Year Forecast Total	Six-Year Total
Project Costs ($000's)	-	500	2,120	2,000	3,780	1,600	-	9,500	10,000
Financed by:									
Cash to Capital			360		190	800		1,350	1,350
Land Operating Reserve		250	700	1,000	1,700			3,400	3,650
Manitoba Winnipeg Infrastructure Agreement (MWIA)		250	1,060	1,000	1,890	800		4,750	5,000

CASH FLOW	2016	2017	2018	2019	2020	2021	Beyond 2021	Total
Project Costs ($000's)	500	2,120	2,000	3,780	1,600	-	-	10,000
Financed by:								
Cash to Capital		360		190	800			1,350
Land Operating Reserve	250	700	1,000	1,700				3,650
Manitoba Winnipeg Infrastructure Agreement (MWIA)	250	1,060	1,000	1,890	800			5,000

NET OPERATING IMPACT ($000's)	2016	2017	2018
Operating costs			
External debt and finance charges			
Transfer to General Capital Fund		360	
Total Direct Costs	-	360	-
Less: Incremental Revenue/Recovery			
Net Cost/(Benefit)	-	360	-
Incremental Full Time Equivalent Positions	-	-	-

Class Estimate: Not applicable, as this is a scalable program

The Building Communities Initiative III (BCI) is a capital expenditure program that invests in community infrastructure in Winnipeg's neighbourhoods. The program's goals are to improve living conditions in Winnipeg's neighbourhoods where capital improvements in parks, community facilities, municipal infrastructure, and crime prevention initiatives will have lasting, long-term benefits to the neighbourhood and the larger urban community.

The "Building Communities Initiative III" program is subject to a future agreement between the City of Winnipeg and Province of Manitoba.

The Building Communities Initiative II Agreement specifies that “borrowing or carrying costs including Manitoba’s or Winnipeg’s finance and administration charges” are ineligible costs under the program. As such, on February 19, 2014, the Chief Financial Officer approved a request by Planning, Property and Development to waive the 1.25% administrative overhead pursuant to Administrative Standard FM-004 and, on April 30, 2014, Council approved the waiver of the 2% interest overhead on the BCI II (Phases I, II and III) capital program.

This program is excluded from interest and administrative overhead capital charges.

Project Name: **Mayfair Recreation Centre Redevelopment**

Department:	Planning, Property and Development	Service:	Recreation
Project:	6351600116	OurWinnipeg:	Prosperity

AUTHORIZATION	Previous Budgets	2016 Estimate	FORECAST 2017	2018	2019	2020	2021	Five-Year Forecast Total	Six-Year Total
Project Costs ($000's)	1,902	198	-	-	-	-	-	-	198
Financed by:									
Transfer from Prior Year Authorization (2013 Mayfair Recreation Centre Redevelopment)		198						-	198

CASH FLOW	2016	2017	2018	2019	2020	2021	Beyond 2021	Total
Project Costs ($000's)	198	-	-	-	-	-	-	198
Financed by:								
Transfer from Prior Year Authorization (2013 Mayfair Recreation Centre Redevelopment)	198							198

NET OPERATING IMPACT ($000's)	2016	2017	2018
Operating costs			
External debt and finance charges			
Transfer to General Capital Fund			
Total Direct Costs	-	-	-
Less: Incremental Revenue/Recovery	6		
Net Cost/(Benefit)	(6)	-	-
Incremental Full Time Equivalent Positions	-	-	-

Class Estimate: 3

While the project is substantially complete and the facility is in use, certain issues have yet to be addressed. Examples include the Heating, Ventilation and Cooling (HVAC) system, which is not yet functioning at 100% efficiency, and the installed hose reel, which does not meet the needs of users. The rebudgeting of prior years' authorization will enable the Public Service to address these outstanding items.

Funding in 2016 includes rebudgeted amount from previously approved capital budgets.

Project Name: **General Building Renovation and Refurbishing**

Department: Municipal Accommodations
Service: Property Asset Management
Project: 63310000216
OurWinnipeg: Prosperity

AUTHORIZATION	Previous Budgets	2016 Estimate	FORECAST 2017	2018	2019	2020	2021	Five-Year Forecast Total	Six-Year Total
Project Costs ($000's)	N/A *	100	100	500	500	500	500	2,100	2,200
Financed by:									
Cash to Capital			100	500	500	500	500	2,100	2,100
Land Operating Reserve		100						-	100

CASH FLOW	2016	2017	2018	2019	2020	2021	Beyond 2021	Total
Project Costs ($000's)	100	100	500	500	500	500	-	2,200
Financed by:								
Cash to Capital		100	500	500	500	500		2,100
Land Operating Reserve	100							100

NET OPERATING IMPACT ($000's)	2016	2017	2018
Operating costs			
External debt and finance charges			
Transfer to General Capital Fund		100	500
Total Direct Costs	-	100	500
Less: Incremental Revenue/Recovery	1	6	31
Net Cost/(Benefit)	(1)	94	469
Incremental Full Time Equivalent Positions	-	-	-

Class Estimate: Not applicable, as this is a scalable program

This is an on-going program to fund small corporate moves, minor interior renovations, and other miscellaneous projects for which no other separate financing is available. This program is fundamental to productivity gain for corporate renovations, moves, etc. which facilitate client changes/activities.

* N/A - No amounts have been included in the "Previous Budgets" due to this project's on-going nature.

Project Name: **Accommodation Facilities**

Department:	Municipal Accommodations	Service:	Property Asset Management
Project:	6395000116	OurWinnipeg:	Prosperity

AUTHORIZATION	Previous Budgets	2016 Estimate	FORECAST 2017	2018	2019	2020	2021	Five-Year Forecast Total	Six-Year Total
Project Costs ($000's)	N/A *	525	851	1,992	1,819	1,839	1,790	8,291	8,816
Financed by:									
Cash to Capital			851	1,292	1,819	139	90	4,191	4,191
Land Operating Reserve		525		700		1,700	1,700	4,100	4,625

CASH FLOW	2016	2017	2018	2019	2020	2021	Beyond 2021	Total
Project Costs ($000's)	525	851	1,992	1,819	1,839	1,790	-	8,816
Financed by:								
Cash to Capital		851	1,292	1,819	139	90		4,191
Land Operating Reserve	525		700		1,700	1,700		4,625

NET OPERATING IMPACT ($000's)	2016	2017	2018
Operating costs			
External debt and finance charges			
Transfer to General Capital Fund		851	1,292
Total Direct Costs	-	851	1,292
Less: Incremental Revenue/Recovery	7	53	90
Net Cost/(Benefit)	(7)	798	1,202
Incremental Full Time Equivalent Positions	-	-	-

Class Estimate: Not applicable, as this is a scalable program

This program is for refurbishment and/or improvements to various accommodations facilities and includes interior, accessibility, elevator, escalator, heating, ventilation, air conditioning, electrical, plumbing, parking lot, building envelope and structural improvements.

Projects for 2016 include the following:

601 Akins - building envelope upgrades

185 King - Mandarin Building - mechanical upgrades

Various building system upgrades

Various retrofit commissioning

* N/A - No amounts have been included in the "Previous Budgets" due to this project's on-going nature.

Project Name: **Millennium Library - HVAC and Temperature Control Improvements**

Department:	Municipal Accommodations	Service:	Property Asset Management
Project:	6395020115	OurWinnipeg:	Prosperity

AUTHORIZATION	Previous Budgets	2016 Estimate	FORECAST 2017	2018	2019	2020	2021	Five-Year Forecast Total	Six-Year Total
Project Costs ($000's)	200	500	1,000	-	-	-	-	1,000	1,500
Financed by:									
Cash to Capital		500	1,000					1,000	1,500

CASH FLOW	2016	2017	2018	2019	2020	2021	Beyond 2021	Total
Project Costs ($000's)	500	1,000	-	-	-	-	-	1,500
Financed by:								
Cash to Capital	500	1,000						1,500

NET OPERATING IMPACT ($000's)	2016	2017	2018
Operating costs			
External debt and finance charges			
Transfer to General Capital Fund	500	1,000	
Total Direct Costs	500	1,000	-
Less: Incremental Revenue/Recovery	31	63	-
Net Cost/(Benefit)	469	938	-
Incremental Full Time Equivalent Positions	-	-	-

Class Estimate: 4

A redevelopment of the existing library located at 251 Donald was started in 2003 and was completed in 2005. The redevelopment was comprised of renovations of the existing space and the addition of a new fourth floor and a new reading terrace with a four story tall glass curtain wall along the southeast elevation of the building.

Since the redevelopment the facility has experienced problems relating to solar heat gain, space temperature, air balance and static pressure and overall occupant comfort.

The variables that are impacting the building environment need to be addressed in order to reduce negative impacts on building infrastructure and occupant comfort. Addressing these variables (see listing below) will add to the service life of the facility, reduce energy costs and improve the indoor environment to clients using the services and programs provided by the Community Services Department.

- Heating, Ventilation and Cooling (HVAC) system inadequacies and imbalances

- The energy efficiency of the four story glass curtain wall is less than optimal

- A solar shade system installation at the glass curtain wall should be considered to reduce solar gain in the summer while allowing solar gain in the winter.

In 2016, a design specification will be developed based on a recently completed feasibility study report. This information will be used to develop a class 3 estimate, which is required before construction can begin. It is expected that work should start in the latter part of 2016. This work will involve upgrading of HVAC equipment, including additional cooling capacity and improved air balance and building pressurization as a first step in an overall capital improvement plan. Steps will be taken to reduce solar gain in the summer and to take advantage of solar gain in the winter to reduce energy consumption.

Project Name: **Fire / Life Safety / Regulatory Upgrades**

Department:	Municipal Accommodations	Service:	Property Asset Management
Project:	6331000416	OurWinnipeg:	Prosperity

AUTHORIZATION	Previous Budgets	2016 Estimate	FORECAST 2017	2018	2019	2020	2021	Five-Year Forecast Total	Six-Year Total
Project Costs ($000's)	N/A *	339	588	720	759	708	704	3,479	3,818
Financed by:									
Cash to Capital			588	720	759	708	704	3,479	3,479
Land Operating Reserve		339						-	339

CASH FLOW	2016	2017	2018	2019	2020	2021	Beyond 2021	Total
Project Costs ($000's)	339	588	720	759	708	704	-	3,818
Financed by:								
Cash to Capital		588	720	759	708	704		3,479
Land Operating Reserve	339							339

NET OPERATING IMPACT ($000's)	2016	2017	2018
Operating costs			
External debt and finance charges			
Transfer to General Capital Fund		588	720
Total Direct Costs	-	588	720
Less: Incremental Revenue/Recovery	4	37	45
Net Cost/(Benefit)	(4)	551	675
Incremental Full Time Equivalent Positions	-	-	-

Class Estimate: Not applicable, as this is a scalable program

This program is for Fire/Life Safety/Regulatory Requirements which includes upgrading/replacement of fire safety systems, emergency lighting, regulatory upgrades, asbestos and other hazardous material abatement as identified through the Asset Management Program for various facilities to meet the requirements of Fire/Building Codes and changing Government Regulations. Facilities include all recreation and accommodation facilities.

Projects for 2016 include the following:

Asbestos abatement - various

Elevator upgrades - various

Fire alarm/gas detection upgrades - various

Emergency lighting upgrades - various

Fire separation upgrades - various

Backflow prevention device upgrades - various

* N/A - No amounts have been included in the "Previous Budgets" due to this project's on-going nature.

Project Name: **Energy Conservation**

Department: Municipal Accommodations
Service: Property Asset Management

Project: 6331000616
OurWinnipeg: Prosperity

AUTHORIZATION	Previous Budgets	2016 Estimate	FORECAST 2017	2018	2019	2020	2021	Five-Year Forecast Total	Six-Year Total
Project Costs ($000's)	N/A *	100	100	140	158	130	136	664	764
Financed by:									
Cash to Capital		100	100	140	158	130	136	664	764

CASH FLOW	2016	2017	2018	2019	2020	2021	Beyond 2021	Total
Project Costs ($000's)	100	100	140	158	130	136	-	764
Financed by:								
Cash to Capital	100	100	140	158	130	136		764

NET OPERATING IMPACT ($000's)	2016	2017	2018
Operating costs			
External debt and finance charges			
Transfer to General Capital Fund	100	100	140
Total Direct Costs	100	100	140
Less: Incremental Revenue/Recovery	6	6	9
Net Cost/(Benefit)	94	94	131
Incremental Full Time Equivalent Positions	-	-	-

Class Estimate: Not applicable, as this is a scalable program

This program is for energy conservation initiatives which include upgrading/replacement of building systems to improve energy efficiency as identified through the Asset Management Program for various facilities to meet the requirements of the Federal Office of Energy Efficiency and other changing government regulations/policies. Facilities include all recreation facilities and accommodation facilities.

Projects for 2016 includes:

Completion of energy efficiency audits on various City-owned facilities

Replacement of outdated, inefficient, obsolete equipment (primarily related to lighting) with more energy efficient components / equipment.

* N/A - No amounts have been included in the "Previous Budgets" due to this project's on-going nature.

Project Name: **Tenant Improvement Prepayment - Major Department**

Department: Municipal Accommodations
Service: Property Asset Management
Project: 6331002316
OurWinnipeg: Prosperity

AUTHORIZATION	Previous Budgets	2016 Estimate	FORECAST 2017	2018	2019	2020	2021	Five-Year Forecast Total	Six-Year Total
Project Costs ($000's)	N/A *	-	-	193	155	186	183	717	717
Financed by:									
Cash to Capital				193	155	186	183	717	717

CASH FLOW	2016	2017	2018	2019	2020	2021	Beyond 2021	Total
Project Costs ($000's)	-	-	193	155	186	183	-	717
Financed by:								
Cash to Capital			193	155	186	183		717

NET OPERATING IMPACT ($000's)	2016	2017	2018
Operating costs			
External debt and finance charges			
Transfer to General Capital Fund			193
Total Direct Costs	-	-	193
Less: Incremental Revenue/Recovery			12
Net Cost/(Benefit)	-	-	181
Incremental Full Time Equivalent Positions	-	-	-

Class Estimate: Not applicable, as this is a scalable program

Funds set aside for replacement of depreciated tenant improvements.

* N/A - No amounts have been included in the "Previous Budgets" due to this project's on-going nature.

Project Name: **Historic Buildings**

Department:	Municipal Accommodations	Service:	Heritage Conservation
Project:	6331000716	OurWinnipeg:	Heritage

AUTHORIZATION	Previous Budgets	2016 Estimate	FORECAST 2017	2018	2019	2020	2021	Five-Year Forecast Total	Six-Year Total
Project Costs ($000's)	N/A *	200	200	270	214	217	220	1,121	1,321
Financed by:									
Cash to Capital			200	270	214	217	220	1,121	1,121
Land Operating Reserve		200						-	200

CASH FLOW	2016	2017	2018	2019	2020	2021	Beyond 2021	Total
Project Costs ($000's)	200	200	270	214	217	220	-	1,321
Financed by:								
Cash to Capital		200	270	214	217	220		1,121
Land Operating Reserve	200							200

NET OPERATING IMPACT ($000's)	2016	2017	2018
Operating costs			
External debt and finance charges			
Transfer to General Capital Fund		200	270
Total Direct Costs	-	200	270
Less: Incremental Revenue/Recovery	3	13	17
Net Cost/(Benefit)	(3)	187	253
Incremental Full Time Equivalent Positions	-	-	-

Class Estimate: Not applicable, as this is a scalable program

The City of Winnipeg has a substantial inventory of historic buildings that are steadily deteriorating. This program will provide for building system refurbishing, structural planning and remediation of further deterioration. Major structural repairs may be required.

Projects for 2016 include building system upgrade - 20 Westgate, 500 Salter and various facilities.

* N/A - No amounts have been included in the "Previous Budgets" due to this project's on-going nature.

Project Name: **Generator Set Replacement and Upgrades**

Department:	Municipal Accommodations	Service:	Property Asset Management
Project:	633102081x	OurWinnipeg:	Prosperity

AUTHORIZATION	Previous Budgets	2016 Estimate	FORECAST 2017	2018	2019	2020	2021	Five-Year Forecast Total	Six-Year Total
Project Costs ($000's)	100	-	-	130	113	136	123	502	502
Financed by:									
Cash to Capital				130	113	136	123	502	502

CASH FLOW	2016	2017	2018	2019	2020	2021	Beyond 2021	Total
Project Costs ($000's)	-	-	130	113	136	123	-	502
Financed by:								
Cash to Capital			130	113	136	123		502

NET OPERATING IMPACT ($000's)	2016	2017	2018
Operating costs			
External debt and finance charges			
Transfer to General Capital Fund			130
Total Direct Costs	-	-	130
Less: Incremental Revenue/Recovery			8
Net Cost/(Benefit)	-	-	122
Incremental Full Time Equivalent Positions	-	-	-

Class Estimate: Not applicable, as this is a scalable program

The emergency generator sets in a number of facilities are coming to the end of their useful life and there is a possibility existing generators are not functioning as intended in future power outages. Present building codes require additional equipment, needed for fire and life safety purposes, to be supplied with backup power from a generator and as such existing generators may not have capacity to supply these systems. Building occupants are requesting backup power for their information technology operations which existing generator sets are not able to provide. As well there is a need to strategically locate new generators in facilities as part of an overall city emergency preparedness plan.

Project Name: **Security / Building Automation System Initiatives**

Department: Municipal Accommodations
Service: Property Asset Management
Project: 6331002616
OurWinnipeg: Prosperity

AUTHORIZATION	Previous Budgets	2016 Estimate	FORECAST 2017	2018	2019	2020	2021	Five-Year Forecast Total	Six-Year Total
Project Costs ($000's)	1,500	240	240	240	240	240	240	1,200	1,440
Financed by:									
Cash to Capital			240	240	240	240	240	1,200	1,200
Land Operating Reserve		240						-	240

CASH FLOW	2016	2017	2018	2019	2020	2021	Beyond 2021	Total
Project Costs ($000's)	240	240	240	240	240	240	-	1,440
Financed by:								
Cash to Capital		240	240	240	240	240		1,200
Land Operating Reserve	240							240

NET OPERATING IMPACT ($000's)	2016	2017	2018
Operating costs			
External debt and finance charges			
Transfer to General Capital Fund		240	240
Total Direct Costs	-	240	240
Less: Incremental Revenue/Recovery	3	15	15
Net Cost/(Benefit)	(3)	225	225
Incremental Full Time Equivalent Positions	-	-	-

Class Estimate: Not applicable, as this is a scalable program

Security/Building Automation systems include: Heating, Ventilation and Cooling (HVAC) controls, security systems and building access and monitoring systems.

Security has been noted as an on-going concern within all facilities. Enhanced security will reflect the evolving risk management needs to protect City staff and property from potential injury and loss and reduce legal liability. Possible upgrades may include security system improvements, system upgrades, access control and surveillance systems.

Present HVAC controls in buildings are aging and require replacement or upgrading to current standards. Up-to-date building HVAC controls are required for occupant comfort and contribute to reductions in energy consumption.

Projects for 2016 include the following:

Monitoring Station Upgrade

Intrusion System Upgrade Platform

Video Management Migration and Upgrade

Pneumatic Thermostat Upgrade

Metasys Leased Line Conversion

System Upgrades - various

Project Name: **Community Centres - Refurbishing and Improvements**

Department: Municipal Accommodations
Service: Recreation
Project: 6390000116
OurWinnipeg: Prosperity

AUTHORIZATION	Previous Budgets	2016 Estimate	FORECAST 2017	2018	2019	2020	2021	Five-Year Forecast Total	Six-Year Total
Project Costs ($000's)	N/A *	700	620	644	673	667	661	3,265	3,965
Financed by:									
Cash to Capital			420	644	673	667	661	3,065	3,065
Land Operating Reserve		400						-	400
Manitoba Winnipeg Infrastructure Agreement (MWIA)		300	200					200	500

CASH FLOW	2016	2017	2018	2019	2020	2021	Beyond 2021	Total
Project Costs ($000's)	700	620	644	673	667	661	-	3,965
Financed by:								
Cash to Capital		420	644	673	667	661		3,065
Land Operating Reserve	400							400
Manitoba Winnipeg Infrastructure Agreement (MWIA)	300	200						500

NET OPERATING IMPACT ($000's)	2016	2017	2018
Operating costs			
External debt and finance charges			
Transfer to General Capital Fund		420	644
Total Direct Costs	-	420	644
Less: Incremental Revenue/Recovery	9	29	40
Net Cost/(Benefit)	(9)	391	604
Incremental Full Time Equivalent Positions	-	-	-

Class Estimate: Not applicable, as this is a scalable program

This program is for refurbishment and improvements of Community Centres (CC).

South Transcona CC accessibility improvements

Robert A. Steen CC parking lot upgrade

Roblin Park Building Envelope upgrades

River Osborne building envelope upgrades

Life safety installation - various community centres

Fire life safety upgrades / refurbishment - various community centres

Site services upgrades - various community centres

Heating, Ventilation and Cooling (HVAC) upgrades - various community centres

Electrical distribution system upgrades - various community centres

* N/A - No amounts have been included in the "Previous Budgets" due to this project's on-going nature.

Project Name: **Arenas**

Department: Municipal Accommodations
Project: 6391000116

Service: Recreation
OurWinnipeg: Prosperity

AUTHORIZATION	Previous Budgets	2016 Estimate	FORECAST 2017	2018	2019	2020	2021	Five-Year Forecast Total	Six-Year Total
Project Costs ($000's)	N/A *	525	325	525	525	565	533	2,473	2,998
Financed by:									
Cash to Capital			100	525	525	565	533	2,248	2,248
Land Operating Reserve		300						-	300
Manitoba Winnipeg Infrastructure Agreement (MWIA)		225	225					225	450

CASH FLOW	2016	2017	2018	2019	2020	2021	Beyond 2021	Total
Project Costs ($000's)	525	325	525	525	565	533	-	2,998
Financed by:								
Cash to Capital		100	525	525	565	533		2,248
Land Operating Reserve	300							300
Manitoba Winnipeg Infrastructure Agreement (MWIA)	225	225						450

NET OPERATING IMPACT ($000's)	2016	2017	2018
Operating costs			
External debt and finance charges			
Transfer to General Capital Fund		100	525
Total Direct Costs	-	100	525
Less: Incremental Revenue/Recovery	7	9	33
Net Cost/(Benefit)	(7)	91	492
Incremental Full Time Equivalent Positions	-	-	-

Class Estimate: Not applicable, as this is a scalable program

This program is for refurbishment and/or improvements to various indoor arenas including ice plant component replacement, interior improvements, heating, ventilation and electrical improvements, replacements of rink components, building envelope and structural improvements.

Projects for 2016 include the following:

Eric Coy Tractor Door

River East Tractor Door

Sargent Roof Replace

Billy Mosienko Rink Board Replacement

Billy Mosienko Glue Lam Beams

St James Civic Centre Header Replace

* N/A - No amounts have been included in the "Previous Budgets" due to this project's on-going nature.

Project Name: **Indoor Aquatic Facilities**

Department:	Municipal Accommodations	Service:	Recreation
Project:	6392000116	OurWinnipeg:	Prosperity

AUTHORIZATION	Previous Budgets	2016 Estimate	FORECAST 2017	2018	2019	2020	2021	Five-Year Forecast Total	Six-Year Total
Project Costs ($000's)	N/A *	535	2,405	2,470	2,518	2,516	2,359	12,268	12,803
Financed by:									
Cash to Capital			1,218	2,470	2,518	2,516	2,359	11,081	11,081
Land Operating Reserve		268						-	268
Manitoba Winnipeg Infrastructure Agreement (MWIA)		267	1,187					1,187	1,454

CASH FLOW	2016	2017	2018	2019	2020	2021	Beyond 2021	Total
Project Costs ($000's)	535	2,405	2,470	2,518	2,516	2,359	-	12,803
Financed by:								
Cash to Capital		1,218	2,470	2,518	2,516	2,359		11,081
Land Operating Reserve	268							268
Manitoba Winnipeg Infrastructure Agreement (MWIA)	267	1,187						1,454

NET OPERATING IMPACT ($000's)	2016	2017	2018
Operating costs			
External debt and finance charges			
Transfer to General Capital Fund		1,218	2,470
Total Direct Costs	-	1,218	2,470
Less: Incremental Revenue/Recovery	7	91	154
Net Cost/(Benefit)	(7)	1,127	2,316
Incremental Full Time Equivalent Positions	-	-	-

Class Estimate: Not applicable, as this is a scalable program

This program is for refurbishment and replacement of deteriorated building components/systems to selected aquatic facilities due to safety issues and aging building systems.

Projects for 2016 include the following:

Pool Shutdown

Electrical Maintenance

Boni-Vital Roof Top Unit (HVAC unit used for heating and dehumidification including a waste heat recovery component) Study

Pan Am Waterproofing Study

Margaret Grant Dehumidification Study

All Pools Dehumidification Study

Pan Am Paint General

* N/A - No amounts have been included in the "Previous Budgets" due to this project's on-going nature.

Project Name: **Pan Am Pool - Boiler System Replacement**

Department:	Municipal Accommodations	Service:	Recreation
Project:	6392010114	OurWinnipeg:	Prosperity

AUTHORIZATION	Previous Budgets	2016 Estimate	FORECAST 2017	2018	2019	2020	2021	Five-Year Forecast Total	Six-Year Total
Project Costs ($000's)	1,600	1,242	-	-	-	-	-	-	1,242
Financed by:									
Land Operating Reserve		636						-	636
Manitoba Winnipeg Infrastructure Agreement (MWIA)		606						-	606

CASH FLOW	2016	2017	2018	2019	2020	2021	Beyond 2021	Total
Project Costs ($000's)	1,242	-	-	-	-	-	-	1,242
Financed by:								
Land Operating Reserve	636							636
Manitoba Winnipeg Infrastructure Agreement (MWIA)	606							606

NET OPERATING IMPACT ($000's)	2016	2017	2018
Operating costs			
External debt and finance charges			
Transfer to General Capital Fund			
Total Direct Costs	-	-	-
Less: Incremental Revenue/Recovery	16	-	-
Net Cost/(Benefit)	(16)	-	-
Incremental Full Time Equivalent Positions	-	-	-

Class Estimate: 2

The three natural gas fired boilers located at the Pan Am Pool are original equipment and are over 45 years old. These boilers have been retubed at the request of the Manitoba Department of Labour. Maintenance costs can be expected to increase as replacement parts for these obsolete boilers will continue to be more and more difficult to obtain. VFA reports indicate that the boilers are antiquated and should be replaced before a failure is experienced. New boiler technology is available which may increase the efficiency of these boilers from between 70% and 75% to a combustion efficiency approaching 90%. This would amount to a significant reduction of natural gas use.

Due to the old, poorly insulated boiler shells, the existing boilers generate heat within the boiler room which contributes to making this area very uncomfortable for employees. In addition, the existing boiler insulation contains asbestos. Therefore, removal of these boilers would make this a safer working environment for employees.

Project Name: **Pan Am Indoor Pool - Parking Lot Refurbishment**

Department:	Municipal Accommodations	Service:	Recreation
Project:	6392020116	OurWinnipeg:	Prosperity

AUTHORIZATION	Previous Budgets	2016 Estimate	FORECAST 2017	2018	2019	2020	2021	Five-Year Forecast Total	Six-Year Total
Project Costs ($000's)	-	753	126	-	-	-	-	126	879
Financed by:									
Cash to Capital		84	63					63	147
Land Operating Reserve		292							292
Manitoba Winnipeg Infrastructure Agreement (MWIA)		377	63					63	440

CASH FLOW	2016	2017	2018	2019	2020	2021	Beyond 2021	Total
Project Costs ($000's)	753	126	-	-	-	-	-	879
Financed by:								
Cash to Capital	84	63						147
Land Operating Reserve	292							292
Manitoba Winnipeg Infrastructure Agreement (MWIA)	377	63						440

NET OPERATING IMPACT ($000's)	2016	2017	2018
Operating costs			
External debt and finance charges			
Transfer to General Capital Fund	84	63	
Total Direct Costs	84	63	-
Less: Incremental Revenue/Recovery	14	5	
Net Cost/(Benefit)	70	58	-
Incremental Full Time Equivalent Positions	-	-	-

Class Estimate: 3

The parking lot at the Pan Am Pool is of original design. The current design does not meet the needs of the patrons of Pan Am Pool.

Parking lots are considered to be in poor condition with visual distress conditions in the parking lot pavement. The existing asphalt pavement parking lot areas are original construction and at the end of their useful life. As result of open pavement cracks, infiltration of water is further deteriorating the base structure and compromising the pavement's structural integrity.

The Community Services Department and the Municipal Accommodations Division of the Planning, Property and Development Department have jointly identified a need to expand, repair and enhance the parking lot at Pan Am Pool. The project has been segmented into five "areas" with areas 1 and 2 being expansion of the parking lot and areas 3, 4 and 5 being repairs and enhancements to the existing parking lot. Municipal Accommodations has included funding for areas 3, 4 and 5. The Community Services Department's Pan Am Pool capital project provides funding in 2015 and 2016 for areas 1 and 2 and for landscaping.

Project Name: **Outdoor Aquatic Facilities**

Department:	Municipal Accommodations	Service:	Recreation
Project:	6393000116	OurWinnipeg:	Prosperity

AUTHORIZATION	Previous Budgets	2016 Estimate	FORECAST 2017	2018	2019	2020	2021	Five-Year Forecast Total	Six-Year Total
Project Costs ($000's)	N/A *	350	342	340	338	340	342	1,702	2,052
Financed by:									
Cash to Capital		175	217	340	338	340	342	1,577	1,752
Manitoba Winnipeg Infrastructure Agreement (MWIA)		175	125					125	300

CASH FLOW	2016	2017	2018	2019	2020	2021	Beyond 2021	Total
Project Costs ($000's)	350	342	340	338	340	342	-	2,052
Financed by:								
Cash to Capital	175	217	340	338	340	342		1,752
Manitoba Winnipeg Infrastructure Agreement (MWIA)	175	125						300

NET OPERATING IMPACT ($000's)	2016	2017	2018
Operating costs			
External debt and finance charges			
Transfer to General Capital Fund	175	217	340
Total Direct Costs	175	217	340
Less: Incremental Revenue/Recovery	13	15	21
Net Cost/(Benefit)	162	202	319
Incremental Full Time Equivalent Positions	-	-	-

Class Estimate: Not applicable, as this is a scalable program

This program is for refurbishing/improvements to various outdoor facilities including wading pool basins, slide components, outdoor swimming pool tanks, mechanical systems and pool decks required due to aging building infrastructure.

Projects for 2016 include the following:

Mechanical upgrades - various outdoor pools

Tank refurbishment - various outdoor pools

Building refurbishment - various wading pools

Basin refurbishment - various wading pools

* N/A - No amounts have been included in the "Previous Budgets" due to this project's on-going nature.

Project Name: **Community Facilities**

Department:	Municipal Accommodations	Service:	Recreation
Project:	6394000116	OurWinnipeg:	Prosperity

AUTHORIZATION	Previous Budgets	2016 Estimate	FORECAST 2017	2018	2019	2020	2021	Five-Year Forecast Total	Six-Year Total
Project Costs ($000's)	N/A *	200	200	260	212	214	217	1,103	1,303
Financed by:									
Cash to Capital		200	200	260	212	214	217	1,103	1,303

CASH FLOW	2016	2017	2018	2019	2020	2021	Beyond 2021	Total
Project Costs ($000's)	200	200	260	212	214	217	-	1,303
Financed by:								
Cash to Capital	200	200	260	212	214	217		1,303

NET OPERATING IMPACT ($000's)	2016	2017	2018
Operating costs			
External debt and finance charges			
Transfer to General Capital Fund	200	200	260
Total Direct Costs	200	200	260
Less: Incremental Revenue/Recovery	13	13	16
Net Cost/(Benefit)	187	187	244
Incremental Full Time Equivalent Positions	-	-	-

Class Estimate: Not applicable, as this is a scalable program

This program is for refurbishment and/or replacement of building components and systems to meet safety and health concerns and correct deteriorating infrastructure at shops, leisure centres, etc.

Projects for 2016 include the following:

Building envelope upgrade - 601 Aikins (St. John's Leisure Centre)

Various building upgrades

* N/A - No amounts have been included in the "Previous Budgets" due to this project's on-going nature.

Project Name: **Building Asset / Work Management Program**

Department:	Municipal Accommodations	Service:	Property Asset Management
Project:	6390001016	OurWinnipeg:	Prosperity

AUTHORIZATION	Previous Budgets	2016 Estimate	FORECAST 2017	2018	2019	2020	2021	Five-Year Forecast Total	Six-Year Total
Project Costs ($000's)	N/A*	162	152	163	175	170	164	824	986
Financed by:									
Cash to Capital		162	152	163	175	170	164	824	986

CASH FLOW	2016	2017	2018	2019	2020	2021	Beyond 2021	Total
Project Costs ($000's)	162	152	163	175	170	164	-	986
Financed by:								
Cash to Capital	162	152	163	175	170	164		986

NET OPERATING IMPACT ($000's)	2016	2017	2018
Operating costs			
External debt and finance charges			
Transfer to General Capital Fund	162	152	163
Total Direct Costs	162	152	163
Less: Incremental Revenue/Recovery	10	10	10
Net Cost/(Benefit)	152	142	153
Incremental Full Time Equivalent Positions	-	-	-

Class Estimate: Not applicable, as this is a scalable program

The City Auditor presented the Public Works Asset Management Audit - Part 2 Facilities Maintenance in June 2006. The Auditor made a number of recommendations relative to the development of an asset management/work management program and linking to other division/ corporate programs. This funding provides for the on-going program of building assessment/inspection to ensure building condition data is current, and on-going improvements to the division's work management program.

Program includes: building assessments, integrations with Corporate Asset Management initiatives and work management initiatives.

* N/A - No amounts have been included in the "Previous Budgets" due to this project's on-going nature.

Project Name: **UFF - Hockey Pen Light Standard Replacement**

Department:	Municipal Accommodations	Service:	Recreation
Project:	6390002016	OurWinnipeg:	Prosperity

AUTHORIZATION	Previous Budgets	2016 Estimate	FORECAST 2017	2018	2019	2020	2021	Five-Year Forecast Total	Six-Year Total
Project Costs ($000's)	N/A*	100	100	100	100	100	100	500	600
Financed by:									
Cash to Capital		100	100	100	100	100	100	500	600

CASH FLOW	2016	2017	2018	2019	2020	2021	Beyond 2021	Total
Project Costs ($000's)	100	100	100	100	100	100	-	600
Financed by:								
Cash to Capital	100	100	100	100	100	100		600

NET OPERATING IMPACT ($000's)	2016	2017	2018
Operating costs			
External debt and finance charges			
Transfer to General Capital Fund	100	100	100
Total Direct Costs	100	100	100
Less: Incremental Revenue/Recovery	6	6	6
Net Cost/(Benefit)	94	94	94
Incremental Full Time Equivalent Positions	-	-	-

Class Estimate: Not applicable, as this is a scalable program

The replacement of hockey pen light standards at various locations has been determined to be the City's responsibility under the Universal Funding Formula (UFF) with the Community Centres. As such, this program is intended to fund the replacement of hockey pen light standards and bases in consideration of workplace safety and health issues, utilization of such hockey pens, number of pens at the specific site, and the Recreation and Leisure Facilities (RALF) policy context.

Projects for 2016 include refurbishing light standards at Central Corydon and various sites.

* N/A - No amounts have been included in the "Previous Budgets" due to this project's on-going nature.

Project Name: **City-Wide Accessibility Program**

Department: Municipal Accommodations
Service: Neighbourhood Revitalization
Project: 6390005016
OurWinnipeg: Prosperity

AUTHORIZATION	Previous Budgets	2016 Estimate	FORECAST 2017	2018	2019	2020	2021	Five-Year Forecast Total	Six-Year Total
Project Costs ($000's)	N/A*	425	425	425	425	425	425	2,125	2,550
Financed by:									
Cash to Capital		75	425	425	425	425	425	2,125	2,200
Land Operating Reserve		350						-	350

CASH FLOW	2016	2017	2018	2019	2020	2021	Beyond 2021	Total
Project Costs ($000's)	425	425	425	425	425	425	-	2,550
Financed by:								
Cash to Capital	75	425	425	425	425	425		2,200
Land Operating Reserve	350							350

NET OPERATING IMPACT ($000's)	2016	2017	2018
Operating costs			
External debt and finance charges			
Transfer to General Capital Fund	75	425	425
Total Direct Costs	75	425	425
Less: Incremental Revenue/Recovery	9	27	27
Net Cost/(Benefit)	66	398	398
Incremental Full Time Equivalent Positions	-	-	-

Class Estimate: Not applicable, as this is a scalable program

Funding to address city wide accessibility issues (Executive Policy Committee recommendation adopted by Council September 25, 2002).

* N/A - No amounts have been included in the "Previous Budgets" due to this project's on-going nature.

Project Name: **Transcona Centennial Pool**

Department: Municipal Accommodations
Service: Recreation

Project: 6392010113
OurWinnipeg: Recreation

AUTHORIZATION	Previous Budgets	2016 Adopted	FORECAST 2017	2018	2019	2020	2021	Five-Year Forecast Total	Six-Year Total
Project Costs ($000's)	3,500	2,300	-	-	-	-	-	-	2,300
Financed by:									
Cash to Capital	300							-	-
External Debt	3,000							-	-
Land Dedication Reserve	200							-	-
Transfer from Corporate Non-Specified Capital Account		1,000						-	1,000
Interim Financing from Land Operating Reserve (Repayment)		575	(575)					(575)	-
Land Operating Reserve		725	575					575	1,300

CASH FLOW	2016	2017	2018	2019	2020	2021	Beyond 2021	Total
Project Costs ($000's)	2,300	-	-	-	-	-	-	2,300
Financed by:								
Transfer from Corporate Non-Specified Capital Account	1,000							1,000
Interim Financing from Land Operating Reserve (Repayment)	575	(575)						-
Land Operating Reserve	725	575						1,300

NET OPERATING IMPACT ($000's)	2014	2015	2016
Operating costs			
External debt and finance charges			
Transfer to General Capital Fund			
Total Direct Costs	-	-	-
Less: Incremental Revenue/Recovery	144		
Net Cost/(Benefit)	(144)	-	-
Incremental Full Time Equivalent Positions	-	-	-

Class Estimate: 3

Capital project is intended to support and expand inter-generational use of the outdoor aquatic facility and is proposed to include: expanded splash pad and slides; beach entry to the pool; improved mechanical system upgrades; site works and landscaping; as well as improvements to the change rooms and other components of the current building (electrical, windows, etc.).

In 2016, $575,000 will be interim financed from the Land Operating Reserve (LOR) and repaid in 2017 from the sale of Roland Michener site and Harold Street properties and any residual amount, currently estimated at $725,000, will be funded from LOR's unallocated equity.

The $300,000 previously budgeted in 2014 is contingent upon an additional contribution of $200,000 in funding from the Parks and Recreation Enhancement Program.

Total project budget is $6 million comprised of:

Adjusted previous budgets as detailed above (see Appendix 9)	$3,500,000
2014 budget from Parks and Recreation Enhancement Program	200,000
2016 authorization	2,300,000
Total	**$6,000,000**

Project Name: **St. James Civic Centre**

Department: Municipal Accommodations
Service: Recreation

Project: 6394010116
OurWinnipeg: Prosperity

AUTHORIZATION	Previous Budgets	2016 Estimate	FORECAST 2017	2018	2019	2020	2021	Five-Year Forecast Total	Six-Year Total
Project Costs ($000's)	-	-	5,986	2,080	-	-	-	8,066	8,066
Financed by:									
Cash to Capital			250	2,080				2,330	2,330
Transfer from Corporate Non-Specified Capital Account			1,836					1,836	1,836
Transfer from Prior Year Surplus - Manitoba Winnipeg Infrastructure Fund (MWIF)			3,900					3,900	3,900

CASH FLOW	2016	2017	2018	2019	2020	2021	Beyond 2021	Total
Project Costs ($000's)	-	5,986	2,080	-	-	-	-	8,066
Financed by:								
Cash to Capital		250	2,080					2,330
Transfer from Corporate Non-Specified Capital Account		1,836						1,836
Transfer from Prior Year Surplus - Manitoba Winnipeg Infrastructure Fund (MWIF)		3,900						3,900

NET OPERATING IMPACT ($000's)	2016	2017	2018
Operating costs			
External debt and finance charges			
Transfer to General Capital Fund		250	2,080
Total Direct Costs	-	250	2,080
Less: Incremental Revenue/Recovery		39	130
Net Cost/(Benefit)	-	211	1,950
Incremental Full Time Equivalent Positions	-	-	-

Class Estimate: 5

The St. James Civic Centre is in need of enhancements and upgrades in order to continue to offer recreation service opportunities to the community. Currently, the building systems (Electrical, HVAC, Envelope and Mechanical) are aged and at the end of their useful life. A renovation/expansion such as that proposed for the St. James 55+ Centre provides the opportunity to assess these systems and ensure that their design meets the current and future needs of users of the facility. To achieve efficiencies and synergies with the possible expansion of the St. James 55+ Centre at the St. James Civic Centre, Municipal Accommodations has included in the scope of the project both the required building system upgrades and expansion components.

The expansion component of this project is contingent upon the St. James 55+ Centre securing $3.9 million in incremental funding from the Province. On February 17, 2016 Provincial confirmation was received that previous years' MWIF surplus of up to $3.9 million be allocated to this project. The $2.080 million of City funding budgeted in 2018 will be utilized for the expansion component of this project. A first call on the 2018 capital authorization may be required in 2017.

The 2017 budget includes $250,000 for planning and class 3 cost estimate development and $1,836,000 for HVAC and building systems repairs. The planning and staging of work for the building systems refurbishment and expansion components of the overall proposed project will be structured such that the building systems component of the project can proceed independent of the expansion component. A recommendation to Council to adopt a first charge of up to $250,000 in 2016, prior to the adoption of the 2017 Capital Budget, may be required to facilitate timely planning work on this project and to confirm a class 3 estimate.

Project Name: **City Hall - Building Refurbishment**

Department:	Municipal Accommodations	Service:	Property Asset Management
Project:	6395030115	OurWinnipeg:	Prosperity

AUTHORIZATION	Previous Budgets	2016 Estimate	FORECAST 2017	2018	2019	2020	2021	Five-Year Forecast Total	Six-Year Total
Project Costs ($000's)	2,180	1,200	1,000	-	-	-	-	1,000	2,200
Financed by:									
Commitment Reserve		200						-	200
Land Operating Reserve		1,000	1,000					1,000	2,000

CASH FLOW	2016	2017	2018	2019	2020	2021	Beyond 2021	Total
Project Costs ($000's)	1,200	1,000	-	-	-	-	-	2,200
Financed by:								
Commitment Reserve	200							200
Land Operating Reserve	1,000	1,000						2,000

NET OPERATING IMPACT ($000's)	2016	2017	2018
Operating costs			
External debt and finance charges			
Transfer to General Capital Fund			
Total Direct Costs	-	-	-
Less: Incremental Revenue/Recovery	25	13	
Net Cost/(Benefit)	(25)	(13)	-
Incremental Full Time Equivalent Positions	-	-	-

Class Estimate: 3 - applies to 2016 only

The refurbishment of the exterior building envelope is nearing completion including repointing of the tyndall stone cladding. The roof membrane and insulation has also been replaced. There is known to be asbestos in the building, which will be removed from areas to be renovated, to make it safer for the employees working in the area and for employees working on the building systems. The fire safety systems are aged and require updating or replacement and the clerestory windows require re-caulking or replacement as warranted.

The 2015 Capital Budget and 2016 to 2020 Five-Year Forecast included authorization of $450,000 for architectural and engineering design works and provided that should a Class 3 cost estimate be obtained during the 2015 construction season, up to $1.65 million of the 2015 Accommodation Facilities capital program budget be earmarked for this project. Given the phased nature of this project, a Class 3 cost estimate may exist for one phase while cost estimates for other phases may be a Class 4 or Class 5. In September 2015, Standing Policy Committee on Property and Development, Heritage and Downtown Development approved the use of $1.73 million of prior year authorizations toward the capital costs of this project and the 2015 Accommodation Facilities budget was therefore not required.

Phases of this refurbishment project to be undertaken during 2016 and 2017 include asbestos removal and fire suppression system upgrades to the Office of Policy & Strategic Initiatives, the Mayor's Office and reception area and to Councillors' offices on the main floor. This work includes the replacement of furniture and fixtures, interior renovations/code compliance, building systems replacement and costs for the temporary relocation of elected officials and Public Service staff while these renovations are undertaken.

Project Name: **East Yard Complex Development**

Department:	Municipal Accommodations	Service:	Property Asset Management
Project:	6331000512	OurWinnipeg:	Prosperity

AUTHORIZATION	Previous Budgets	2016 Estimate	FORECAST 2017	2018	2019	2020	2021	Five-Year Forecast Total	Six-Year Total
Project Costs ($000's)	49,520	-	-	-	-	-	-	-	-
Financed by:									
Interim Financing from Land Operating Reserve (Repayment)		(450)						-	(450)
Land Operating Reserve		450						-	450

CASH FLOW	2016	2017	2018	2019	2020	2021	Beyond 2021	Total
Project Costs ($000's)	-	-	-	-	-	-	-	-
Financed by:								
Interim Financing from Land Operating Reserve (Repayment)	(450)							(450)
Land Operating Reserve	450							450

NET OPERATING IMPACT ($000's)	2016	2017	2018
Operating costs			
External debt and finance charges			
Transfer to General Capital Fund			
Total Direct Costs	-	-	-
Less: Incremental Revenue/Recovery			
Net Cost/(Benefit)	-	-	-
Incremental Full Time Equivalent Positions	-	-	-

Class Estimate: 1

The Public Works East Yard Complex has combined operations on the east side of the Red River to provide more efficient and cost effective service delivery and vacate/dispose of existing properties which are beyond their useful life.

On July 22, 2009, Council approved the Public Works East Yards Consolidation Project be located at the former Elmwood/Nairn Landfill Site; the Traffic Signals Branch (TSB) and components (3 bays) of Winnipeg Fleet Management Agency (WFMA) be relocated from Tecumseh and Elgin to the Public Works Campus at Pacific Avenue; and the relocation of the WFMA from Tecumseh and Elgin to the Public Works East Yards.

On November 16, 2011, Council approved the award of contract and funding strategy for a consolidated Public Works Department and WFMA East Yard Complex at the former Elmwood Nairn Landfill site. Council also adopted a first charge of up to $5 million in 2011 and 2012 prior to the adoption of the 2012 Capital Budget to allow timely award of contracts and payment of related invoices.

Project Name: **Sherbrook Pool Reopening**

Department:	Municipal Accommodations	Service:	Recreation
Project:	6392040114	OurWinnipeg:	Prosperity

AUTHORIZATION	Previous Budgets	2016 Estimate	FORECAST 2017	2018	2019	2020	2021	Five-Year Forecast Total	Six-Year Total
Project Costs ($000's)	3,773	-	-	-	-	-	-	-	-
Financed by:									
Cash to Capital	1,238							-	-
Transfer from General Revenue Fund	200							-	-
Transfer from Commitment Reserve	200							-	-
Manitoba Winnipeg Infrastructure Fund (MWIF)	183							-	-
Manitoba Winnipeg Infrastructure Agreement (MWIA)	1,000							-	-
Kinsmen Club of Winnipeg (Sponsor Winnipeg)	572		95	95	95	95		380	380
Interim Financing from General Capital Fund / (Repayment)	380		(95)	(95)	(95)	(95)		(380)	(380)

CASH FLOW	2016	2017	2018	2019	2020	2021	Beyond 2021	Total
Project Costs ($000's)	-	-	-	-	-	-	-	-
Financed by:								
Kinsmen Club of Winnipeg (Sponsor Winnipeg)		95	95	95	95			380
Interim Financing from General Capital Fund / (Repayment)		(95)	(95)	(95)	(95)			(380)

NET OPERATING IMPACT ($000's)	2016	2017	2018
Operating costs			
External debt and finance charges			
Transfer to General Capital Fund			
Total Direct Costs	-	-	-
Less: Incremental Revenue/Recovery			
Net Cost/(Benefit)	-	-	-
Incremental Full Time Equivalent Positions	-	-	-

Class Estimate: 3

On December 17, 2013, Council approved $1.671 million in capital funding for the reopening of Sherbrook Pool. The funding consisted of $0.2 million from the Mayor's 2013 Civic Initiatives Fund, $0.4 million from the 2014 Parks and Recreation Enhancement Program, $0.6 million from the Daniel McIntyre Recreation Initiative, $0.271 million from Building Communities Initiative (BCI) II - Phase 3 (formerly "Recreation and Leisure Facilities" amended by the City and Province October 2, 2013) and $0.2 million from the Municipal Accommodations operating funds. On June 27, 2014, BCI Policy Committee approved an additional allocation of $0.15 million from BCI II - Phase 2.

Sherbrook Pool Reopening (continued):

On March 7, 2014, it was announced that the Kinsmen Club of Winnipeg will make a Sponsor Winnipeg contribution of $1 million towards the renovation of Sherbrook Pool. Subsequent to this announcement, the City learned that such contributions are now deemed subject to GST, reducing the net contribution from $1 million to $0.952 million. On May 16, 2014, the Province announced a contribution of $1 million in 2015 Manitoba-Winnipeg Infrastructure Agreement funding toward the rehabilitation project.

On September 24, 2014, Council approved that the Kinsmen Club, if required, be provided with the option to extend the time period for the payment of their sponsorship contribution to a 9-year period with the final payment to be received by the City in 2022. It was anticipated that $572,000 (60%) in payments would be received by the end of 2015 with payments of $95,000 (10%) each year from 2016 to 2019.

On January 27, 2016, Council approved a revised payment schedule for the Kinsmen Club as follows: the first payment of $500,000 (i.e. $476,000 net of GST) to be received by the City on or before March 31, 2016; the remaining payments of $100,000 (i.e. $95,000 net of GST) per year to be received on or before December 31 in each year beginning with the year 2016 and continuing until December 31, 2020 with all payments totaling $1 million including GST. The expected payments of $476,000 before March 31, 2016 and $96,000 in 2016 equals the Council approved 2015 budget of $572,000. Kinsmen Club, if required, is also permitted to extend the time period of the payment of its sponsorship contribution to a 9-year period with the final payment to be received by the City in 2024.

Project Name: **Innovation Capital Fund**

Department: City Clerks
Project: 0400001716
Service: Council Services
OurWinnipeg: Prosperity

AUTHORIZATION	Previous Budgets	2016 Estimate	FORECAST 2017	2018	2019	2020	2021	Five-Year Forecast Total	Six-Year Total
Project Costs ($000's)	1,000	1,000	1,000	1,000	1,000	1,000	1,000	5,000	6,000
Financed by:									
Cash to Capital		1,000	1,000	1,000	1,000	1,000	1,000	5,000	6,000

CASH FLOW	2016	2017	2018	2019	2020	2021	Beyond 2021	Total
Project Costs ($000's)	1,000	1,000	1,000	1,000	1,000	1,000	-	6,000
Financed by:								
Cash to Capital	1,000	1,000	1,000	1,000	1,000	1,000		6,000

NET OPERATING IMPACT ($000's)	2016	2017	2018
Operating costs			
External Debt and finance charges			
Transfer to General Capital Fund	1,000	1,000	1,000
Total Direct Costs	1,000	1,000	1,000
Less: Incremental Revenue/Recovery			
Net Cost/(Benefit)	1,000	1,000	1,000
Incremental Full Time Equivalent Positions	-	-	-

Class Estimate: Not applicable, as this is a scalable program

The Innovation Capital Fund will facilitate investment in new and innovative ideas for efficiencies, improved service, accountability and responsiveness to City operations. The Standing Policy Committee on Innovation will oversee this fund and develop a process for review, approval, investment and implementation of promising ideas and proposals.

On September 17, 2015 Standing Policy Committee on Finance approved the following projects to be funded from the 2015 Innovation Capital Fund:

- Acquire and implement access to information request management software	$30,000
- Implement open source software to provide for the long-term preservation of City of Winnipeg digitized and born digital records with archival value	100,000
- Acquisition of the ChangeFinder software solution	60,000
- Capital Financial Reporting System (CFRS) Dashboard	350,000
- High resolution cameras for surveillance of illegal dumping activities	54,000
- Automatic Vehicle Location System	371,000
- Implement a web-based processing and document for Board of Revision hearings	35,000
	$1,000,000

Project Name: **Corporate Records Centre**

Department: City Clerks
Project: 0400000917
Service: Heritage Conservation
OurWinnipeg: Heritage

AUTHORIZATION	Previous Budgets	2016 Estimate	FORECAST 2017	2018	2019	2020	2021	Five-Year Forecast Total	Six-Year Total
Project Costs ($000's)	725	-	150	-	-	-	-	150	150
Financed by:									
Cash to Capital			150					150	150

CASH FLOW	2016	2017	2018	2019	2020	2021	Beyond 2021	Total
Project Costs ($000's)	-	150	-	-	-	-	-	150
Financed by:								
Cash to Capital		150						150

NET OPERATING IMPACT ($000's)	2016	2017	2018
Operating costs			
External Debt and finance charges			
Transfer to General Capital Fund		150	
Total Direct Costs	-	150	-
Less: Incremental Revenue/Recovery			
Net Cost/(Benefit)	-	150	-
Incremental Full Time Equivalent Positions	-	-	-

Class Estimate: 5

The City Clerk's Department has a corporate responsibility for records management services and archives as outlined in the City of Winnipeg Charter. To date, temporary record storage has taken place at 380 William Avenue. The facility is now at maximum capacity, forcing departments to utilize private records storage centres. Departments are bound by by-law to keep records for a specific period of time.

In order to provide a more centralized and more cost effective records management storage service, the City Clerk's Department has renovated a portion of a city owned warehouse at 311 Ross Avenue to accommodate records storage. The area will remain a warehouse but upgrades and repairs have taken place to floors and walls, upgraded lighting and security, and installation of shelving.

On-going upgrades are expected at the 5-year mark to meet anticipated demand for corporate records. These will include a review with departments on practices, procedures and charge backs. Expansion of storage capabilities will be undertaken, especially in the area of oversized and specialty records.

Project Name: **Election Systems**

Department: City Clerks
Project: 0400000517
Service: Council Services
OurWinnipeg: Prosperity

AUTHORIZATION	Previous Budgets	2016 Estimate	FORECAST 2017	2018	2019	2020	2021	Five-Year Forecast Total	Six-Year Total
Project Costs ($000's)	N/A *	-	200	200	-	-	200	600	600
Financed by:									
Cash to Capital			200	200			200	600	600

CASH FLOW	2016	2017	2018	2019	2020	2021	Beyond 2021	Total
Project Costs ($000's)	-	200	200	-	-	200	-	600
Financed by:								
Cash to Capital		200	200			200		600

NET OPERATING IMPACT ($000's)	2016	2017	2018
Operating costs			
External Debt and finance charges			
Transfer to General Capital Fund		200	200
Total Direct Costs	-	200	200
Less: Incremental Revenue/Recovery			
Net Cost/(Benefit)	-	200	200
Incremental Full Time Equivalent Positions	-	-	-

Class Estimate: Not applicable, as this is a scalable program

In accordance with the Department's statutory responsibility to compile a List of Electors and convene elections, every four years the Department ensures the renewal of equipment and systems used in election processes.

As some of the systems are only used every 4 years, they require either extensive renovations or complete rewrites to allow them to function with changed systems, networks and databases. In the past, this has involved corporate mainframes and a large number of staff hours. For the 2014 election the City Clerk's Department ensured systems were operational using in-house resources and contract personnel, and by purchasing ready made systems from election partners, such as our voting machine partner, Election Systems and Software and our voters list partners, Elections Canada and Elections Manitoba.

Systems which will need to be upgraded / revitalized for the 2018 election include the List of Electors system, GIS mapping systems, election night reporting systems and web sites, especially those utilizing the Internet for more effective communication with candidates, media and the public.

* N/A - No amounts have been included in the "Previous Budgets" due to this project's on-going nature.

Project Name: **Decision Making Information System (DMIS) Replacement**

Department: City Clerks
Project: 0400001518
Service: Council Services
OurWinnipeg: Prosperity

AUTHORIZATION	Previous Budgets	2016 Estimate	FORECAST 2017	2018	2019	2020	2021	Five-Year Forecast Total	Six-Year Total
Project Costs ($000's)	-	-	-	250	-	-	-	250	250
Financed by:									
Cash to Capital				250				250	250

CASH FLOW	2016	2017	2018	2019	2020	2021	Beyond 2021	Total
Project Costs ($000's)	-	-	250	-	-	-	-	250
Financed by:								
Cash to Capital			250					250

NET OPERATING IMPACT ($000's)	2016	2017	2018
Operating costs			
External Debt and finance charges			
Transfer to General Capital Fund			250
Total Direct Costs	-	-	250
Less: Incremental Revenue/Recovery			
Net Cost/(Benefit)	-	-	250
Incremental Full Time Equivalent Positions	-	-	-

Class Estimate: 5

The Decision Making Information System or DMIS is a system providing information to elected officials, senior administrators and the public with agendas, minutes, by-laws and other information generated as a result of over 400 annual public meetings of Council and its Committees each year. DMIS was developed in the early part of the century and will need to be replaced to remain in keeping with current and changing technologies and expectations of the public.

Project Name: **2017 Canada Summer Games**

Department: City Clerks
Project: 0400001616
Service: Arts, Entertainment and Culture
OurWinnipeg: OurWinnipeg Action Plan

AUTHORIZATION	Previous Budgets	2016 Estimate	FORECAST 2017	2018	2019	2020	2021	Five-Year Forecast Total	Six-Year Total
Project Costs ($000's)	1,500	750	750	-	-	-	-	750	1,500
Financed by:									
Cash to Capital		750	750					750	1,500

CASH FLOW	2016	2017	2018	2019	2020	2021	Beyond 2021	Total
Project Costs ($000's)	750	750	-	-	-	-	-	1,500
Financed by:								
Cash to Capital	750	750						1,500

NET OPERATING IMPACT ($000's)	2016	2017	2018
Operating costs			
External Debt and finance charges			
Transfer to General Capital Fund	750	750	
Total Direct Costs	750	750	-
Less: Incremental Revenue/Recovery			
Net Cost/(Benefit)	750	750	-
Incremental Full Time Equivalent Positions	-	-	-

Class Estimate: 3

This project allows the City of Winnipeg to support a $3,000,000 capital contribution towards the 2017 Canada Summer Games to be advanced over a 4-year period (2014 - 2017), an equally shared indemnification agreement with the Province of Manitoba, a facilities upgrade program, and a legacy project or projects, that are agreeable to the City.

Council adopted (Minute No. 604, June 25, 2014) that the Sport for Life Centre Fieldhouse be approved as the principal capital legacy project for the 2017 Canada Games and that up to $1 million of the City of Winnipeg's $3 million 2017 Canada Games capital contribution be applied to the Sport for Life Centre Fieldhouse Legacy Project, conditional upon an equal capital contribution of up to $1 million from both the Federal and Provincial governments.

This capital grant is excluded from interest and administrative overhead capital charges.

Return to Capital Project Detail
Table of Contents

Project Name: **Communication Tower Relocation**

Department:	Corporate Support Services	Service:	Organizational Support Services
Project:	3401203016	OurWinnipeg:	Prosperity

AUTHORIZATION	Previous Budgets	2016 Estimate	FORECAST 2017	2018	2019	2020	2021	Five-Year Forecast Total	Six-Year Total
Project Costs ($000's)	-	850	-	-	-	-	-	-	850
Financed by:									
Cash to Capital		850						-	850

CASH FLOW	2016	2017	2018	2019	2020	2021	Beyond 2021	Total
Project Costs ($000's)	850	-	-	-	-	-	-	850
Financed by:								
Cash to Capital	850							850

NET OPERATING IMPACT ($000's)	2016	2017	2018
Operating costs			
External debt and finance charges			
Transfer to General Capital Fund	850		
Total Direct Costs	850	-	-
Less: Incremental Revenue/Recovery			
Net Cost/(Benefit)	850	-	-
Incremental Full Time Equivalent Positions	-	-	-

Class Estimate: 3

As per the agreement with Canad Inns, the City has been given notice to remove its communication tower currently located at 288 Portage Avenue. The need to remove and relocate this tower is unexpected, therefore, on July 15, 2015 Council approved, " the expenditure of up to $850,000 on the new Communication Tower Relocation in 2015 or prior to the adoption of the 2016 capital budget as a first charge against the General Capital Fund in accordance with Subsection 288(2) of the City of Winnipeg Charter in order to remove existing tower and equipment and establish a new communication facility".

Project Name: **PeopleSoft Upgrade**

Department: Corporate Support Services
Service: Organizational Support Services
Project: 3455000015
OurWinnipeg: Prosperity

AUTHORIZATION	Previous Budgets	2016 Estimate	FORECAST 2017	2018	2019	2020	2021	Five-Year Forecast Total	Six-Year Total
Project Costs ($000's)	3,675	1,088	1,800	412	-	-	-	2,212	3,300
Financed by:									
Cash to Capital		500	1,800	412				2,212	2,712
Transfer from Prior Year Authorization		588						-	588

CASH FLOW	2016	2017	2018	2019	2020	2021	Beyond 2021	Total
Project Costs ($000's)	1,088	1,800	412	-	-	-	-	3,300
Financed by:								
Cash to Capital	500	1,800	412					2,712
Transfer from Prior Year Authorization	588							588

NET OPERATING IMPACT ($000's)	2016	2017	2018
Operating costs			
External debt and finance charges			
Transfer to General Capital Fund	500	1,800	412
Total Direct Costs	500	1,800	412
Less: Incremental Revenue/Recovery			
Net Cost/(Benefit)	500	1,800	412
Incremental Full Time Equivalent Positions	-	-	-

Class Estimate: 3

The City is committed to renewing its PeopleSoft investment to take advantage of new functionality and remain current with supplier's support.

Funding in 2016 includes rebudgeted amounts from previously approved capital budgets - see Appendix 4.

Project Name: **Communications Network Infrastructure**

Department: Corporate Support Services
Service: Organizational Support Services
Project: 3401200015
OurWinnipeg: Prosperity

AUTHORIZATION	Previous Budgets	2016 Estimate	FORECAST 2017	2018	2019	2020	2021	Five-Year Forecast Total	Six-Year Total
Project Costs ($000's)	N/A *	225	375	540	267	375	776	2,333	2,558
Financed by:									
Cash to Capital		225	375	540	267	375	776	2,333	2,558

CASH FLOW	2016	2017	2018	2019	2020	2021	Beyond 2021	Total
Project Costs ($000's)	225	375	540	267	375	776	-	2,558
Financed by:								
Cash to Capital	225	375	540	267	375	776		2,558

NET OPERATING IMPACT ($000's)	2016	2017	2018
Operating costs			
External debt and finance charges			
Transfer to General Capital Fund	225	375	540
Total Direct Costs	225	375	540
Less: Incremental Revenue/Recovery			
Net Cost/(Benefit)	225	375	540
Incremental Full Time Equivalent Positions	-	-	-

Class Estimate: 3

Communications Network Infrastructure is the implementation and enhancement of the backbone network infrastructure which connects the computers in Civic Departments. This is a high speed infrastructure to enable the sharing and distribution of corporate information across departments with more management, control, flexibility, and ease of use at the department level.

Projects are as follows:	**2016**	**2017**	**2018**
Communications Network Infrastructure	125	242	100
Network System Evergreens	75	133	440
TeraSpan Remediations	25	-	-
Total Project Costs	**225**	**375**	**540**

* N/A - No amounts have been included in the "Previous Budgets" due to this project's on-going nature.

Project Name: **Enterprise Computing Initiatives**

Department: Corporate Support Services
Service: Organizational Support Services
Project: 3402500015
OurWinnipeg: Prosperity

AUTHORIZATION	Previous Budgets	2016 Estimate	FORECAST 2017	2018	2019	2020	2021	Five-Year Forecast Total	Six-Year Total
Project Costs ($000's)	N/A *	1,896	1,100	1,629	1,127	1,936	1,909	7,701	9,597
Financed by:									
Cash to Capital		835	794	1,503	1,127	1,328	1,763	6,515	7,350
Transfer from Computer Replacement Reserve		1,061	306	126		608	146	1,186	2,247

CASH FLOW	2016	2017	2018	2019	2020	2021	Beyond 2021	Total
Project Costs ($000's)	1,896	1,100	1,629	1,127	1,936	1,909	-	9,597
Financed by:								
Cash to Capital	835	794	1,503	1,127	1,328	1,763		7,350
Transfer from Computer Replacement Reserve	1,061	306	126		608	146		2,247

NET OPERATING IMPACT ($000's)	2016	2017	2018
Operating costs			115
External debt and finance charges			
Transfer to General Capital Fund	835	794	1,503
Total Direct Costs	835	794	1,618
Less: Incremental Revenue/Recovery			
Net Cost/(Benefit)	835	794	1,618
Incremental Full Time Equivalent Positions	-	-	1.00

Class Estimate: Not applicable, as this is a scalable program

The City utilizes enterprise servers, storage and systems software infrastructure to address the computing requirements of a wide variety of critical business functions (311, PeopleSoft, Property Assessment, Taxation, Permitting, Parking Enforcement, Public Facing Internet, etc.). This infrastructure has a finite lifespan and needs to be replaced (evergreened) on a periodic basis to ensure its continued operation and support of the business functions. There are also requirements to expand the capacity of this infrastructure to support the growing requirements of the organization.

Remedy is the work management and tracking computer system that is currently used to deliver Information Technology support to all City departments.

Projects over $100,000 are as follows:	**2016**	**2017**	**2018**
Server Evergreen	301	182	283
Storage Evergreen	1,270	768	1,196
Remedy Upgrade	250	-	-
Total Projects over $100,000	1,821	950	1,479
Projects under $100,000	75	150	150
Total Project Costs	**1,896**	**1,100**	**1,629**

* N/A - No amounts have been included in the "Previous Budgets" due to this project's on-going nature.

Project Name: **Print Asset Renewal**

Department: Corporate Support Services
Service: Organizational Support Services
Project: 3403000016
OurWinnipeg: Prosperity

AUTHORIZATION	Previous Budgets	2016 Estimate	FORECAST 2017	2018	2019	2020	2021	Five-Year Forecast Total	Six-Year Total
Project Costs ($000's)	-	167	-	-	-	-	-	-	167
Financed by:									
Cash to Capital		167						-	167

CASH FLOW	2016	2017	2018	2019	2020	2021	Beyond 2021	Total
Project Costs ($000's)	167	-	-	-	-	-	-	167
Financed by:								
Cash to Capital	167							167

NET OPERATING IMPACT ($000's)	2016	2017	2018
Operating costs			
External debt and finance charges			
Transfer to General Capital Fund	167		
Total Direct Costs	167	-	-
Less: Incremental Revenue/Recovery			
Net Cost/(Benefit)	167	-	-
Incremental Full Time Equivalent Positions	-	-	-

Class Estimate: 3

Planned renewal of mission critical print assets that are essential in the delivery of; revenue generating, confidential, or urgent products and services delivered by the Printing, Graphics & Mail Services Branch of Corporate Support Services Department to all departments. This infrastructure is well beyond its life expectancy (some systems as old as 13 years) and at considerable risk of failing.

Project Name: **Aerial Imagery Renewal Program**

Department: Corporate Support Services
Service: Organizational Support Services
Project: 3458100016
OurWinnipeg: Prosperity

AUTHORIZATION	Previous Budgets	2016 Estimate	FORECAST 2017	2018	2019	2020	2021	Five-Year Forecast Total	Six-Year Total
Project Costs ($000's)	-	150	-	165	-	190	-	355	505
Financed by:									
Cash to Capital		150		165		190		355	505

CASH FLOW	2016	2017	2018	2019	2020	2021	Beyond 2021	Total
Project Costs ($000's)	150	-	165	-	190	-	-	505
Financed by:								
Cash to Capital	150		165		190			505

NET OPERATING IMPACT ($000's)	2016	2017	2018
Operating costs			
External debt and finance charges			
Transfer to General Capital Fund	150		165
Total Direct Costs	150	-	165
Less: Incremental Revenue/Recovery			
Net Cost/(Benefit)	150	-	165
Incremental Full Time Equivalent Positions	-	-	-

Class Estimate: 2

Aerial photo acquisition occurs every two years to coincide with the Assessment and Taxation Department's property assessment program. The updated imagery provides a permanent historical record at a specific point in time.

Project Name: **Software Renewal Program**

Department:	Corporate Support Services	Service:	Organizational Support Services
Project:	3458200015	OurWinnipeg:	Prosperity

AUTHORIZATION	Previous Budgets	2016 Estimate	FORECAST 2017	2018	2019	2020	2021	Five-Year Forecast Total	Six-Year Total
Project Costs ($000's)	-	157	-	-	157	-	-	157	314
Financed by:									
Cash to Capital		157			157			157	314

CASH FLOW	2016	2017	2018	2019	2020	2021	Beyond 2021	Total
Project Costs ($000's)	157	-	-	157	-	-	-	314
Financed by:								
Cash to Capital	157			157				314

NET OPERATING IMPACT ($000's)	2016	2017	2018
Operating costs			
External debt and finance charges			
Transfer to General Capital Fund	157		
Total Direct Costs	157	-	-
Less: Incremental Revenue/Recovery			
Net Cost/(Benefit)	157	-	-
Incremental Full Time Equivalent Positions	-	-	-

Class Estimate: 3

The Software Renewal Program is for the renewal of the Microsoft Developer Network (MSDN) subscription every 3 years plus other development tool acquisitions.

MSDN provides information technology professionals (Developers, Testers, Architects, Systems, and Network, etc.) access to new and older versions of Microsoft products including developer tools, operating systems, server software, and productivity applications. Subscribers can use the software to design, develop, test, and demonstrate applications on multiple devices, a function which would be cost prohibitive if each piece of software were purchased separately. MSDN also provides other benefits such as technical support and e-learning.

Project Name: **311 Renewal**

Department: Corporate Support Services
Service: Organizational Support Services
Project: 3457000015
OurWinnipeg: Prosperity

AUTHORIZATION	Previous Budgets	2016 Estimate	FORECAST 2017	2018	2019	2020	2021	Five-Year Forecast Total	Six-Year Total
Project Costs ($000's)	796	100	450	250	100	450	250	1,500	1,600
Financed by:									
Cash to Capital		100	450	250	100	450	250	1,500	1,600

CASH FLOW	2016	2017	2018	2019	2020	2021	Beyond 2021	Total
Project Costs ($000's)	100	450	250	100	450	250	-	1,600
Financed by:								
Cash to Capital	100	450	250	100	450	250		1,600

NET OPERATING IMPACT ($000's)	2016	2017	2018
Operating costs			
External debt and finance charges			
Transfer to General Capital Fund	100	450	250
Total Direct Costs	100	450	250
Less: Incremental Revenue/Recovery			
Net Cost/(Benefit)	100	450	250
Incremental Full Time Equivalent Positions	-	-	-

Class Estimate: 3

The City is committed to renewing its Call Center application investment every three years to take advantage of new functionality and remain current with suppliers' support.

Projects over $100,000 are as follows:	**2016**	**2017**	**2018**
ININ Upgrade			160
Lagan Upgrade		450	
Total Projects over $100,000	-	450	160
Projects under $100,000	100	-	90
Total Project Costs	**100**	**450**	**250**

Project Name: **Teraspan Fibre Ring Renewal**

Department: Corporate Support Services
Service: Organizational Support Services
Project: 3462200015
OurWinnipeg: Prosperity

AUTHORIZATION	Previous Budgets	2016 Estimate	FORECAST 2017	2018	2019	2020	2021	Five-Year Forecast Total	Six-Year Total
Project Costs ($000's)	435	119	-	-	-	-	-	-	119
Financed by:									
Cash to Capital		119						-	119

CASH FLOW	2016	2017	2018	2019	2020	2021	Beyond 2021	Total
Project Costs ($000's)	119	-	-	-	-	-	-	119
Financed by:								
Cash to Capital	119							119

NET OPERATING IMPACT ($000's)	2016	2017	2018
Operating costs	300	300	300
External debt and finance charges			
Transfer to General Capital Fund	119		
Total Direct Costs	419	300	300
Less: Incremental Revenue/Recovery			
Net Cost/(Benefit)	419	300	300
Incremental Full Time Equivalent Positions	-	-	-

Class Estimate: 3

The City currently owns and maintains a 40 km. fibre optics plant, which provides ultra-high speed network connectivity to 30 buildings throughout Winnipeg. Departments including public safety entities are stakeholders in this very important service.

Project Name: **Infrastructure Service Enhancements**

Department: Corporate Support Services
Service: Organizational Support Services
Project: 3454000015
OurWinnipeg: Prosperity

AUTHORIZATION	Previous Budgets	2016 Estimate	FORECAST 2017	2018	2019	2020	2021	Five-Year Forecast Total	Six-Year Total
Project Costs ($000's)	100	150	100	-	-	-	-	100	250
Financed by:									
Cash to Capital		150	100					100	250

CASH FLOW	2016	2017	2018	2019	2020	2021	Beyond 2021	Total
Project Costs ($000's)	150	100	-	-	-	-	-	250
Financed by:								
Cash to Capital	150	100						250

NET OPERATING IMPACT ($000's)	2016	2017	2018
Operating costs			
External debt and finance charges			
Transfer to General Capital Fund	150	100	
Total Direct Costs	150	100	-
Less: Incremental Revenue/Recovery			
Net Cost/(Benefit)	150	100	-
Incremental Full Time Equivalent Positions	-	-	-

Class Estimate: 2

Infrastructure Service Enhancements supports projects that use information technology for the provision of shared infrastructure services. It results in providing services more efficiently and effectively which translates into productivity gains and reduced cost.

Project Name: **Candidate Gateway**

Department: Corporate Support Services
Service: Organizational Support Services
Project: 3459100015
OurWinnipeg: Prosperity

AUTHORIZATION	Previous Budgets	2016 Estimate	FORECAST 2017	2018	2019	2020	2021	Five-Year Forecast Total	Six-Year Total
Project Costs ($000's)	203	621	218	-	-	-	-	218	839
Financed by:									
Cash to Capital		621	218					218	839

CASH FLOW	2016	2017	2018	2019	2020	2021	Beyond 2021	Total
Project Costs ($000's)	621	218	-	-	-	-	-	839
Financed by:								
Cash to Capital	621	218						839

NET OPERATING IMPACT ($000's)	2016	2017	2018
Operating costs			
External debt and finance charges			
Transfer to General Capital Fund	621	218	
Total Direct Costs	621	218	-
Less: Incremental Revenue/Recovery			
Net Cost/(Benefit)	621	218	-
Incremental Full Time Equivalent Positions			

Class Estimate: 3

The PeopleSoft Candidate Gateway project will design and implement efficient recruitment processes and tools that enhance the City's image, improve the candidate and hiring manager experience, and provide the ability to measure and report on selection activity. Achievement of this objective will be guided by the delivered functionality in the PeopleSoft Candidate Gateway Module and a thorough business process review.

Realignment of resources will provide ongoing support for the enhanced functionality.

Project Name: **Assessment Automation**

Department: Assessment and Taxation
Project: 1400000117
Service: Assessment, Taxation and Corporate
OurWinnipeg: Prosperity

AUTHORIZATION	Previous Budgets	2016 Estimate	FORECAST 2017	2018	2019	2020	2021	Five-Year Forecast Total	Six-Year Total
Project Costs ($000's)	N/A *	-	870	320	350	200	350	2,090	2,090
Financed by:									
Cash to Capital			870	320	350	200	350	2,090	2,090

CASH FLOW	2016	2017	2018	2019	2020	2021	Beyond 2021	Total
Project Costs ($000's)	-	870	320	350	200	350	-	2,090
Financed by:								
Cash to Capital		870	320	350	200	350		2,090

NET OPERATING IMPACT ($000's)	2016	2017	2018
Operating costs			
External debt and finance charges			
Transfer to General Capital Fund		870	320
Total Direct Costs	-	870	320
Less: Incremental Revenue/Recovery			
Net Cost/(Benefit)	-	870	320
Incremental Full Time Equivalent Positions	-	-	-

Class Estimate: Not applicable, as this is a scalable program

The funding in 2017 to 2021 is for further system upgrades and rehabilitation to the Manta system and other key assessment and taxation systems including quality systems, acquisition of property images including high resolution aerial images, and integration of PADIView with other key applications. The Manta system includes the tax billing information and accounts receivable for all properties in the City of Winnipeg. This system is integral to the annual tax billing process and is used in all taxation processes including realty and business tax billings, accounts receivable, Tax Installment Payment Plan, Local Improvements, Tax Sale, and customer service. The Manta program was fifteen years old in 2015. It is prudent to budget funding in future years to review the sustainability of the current system and prepare for replacement/rehabilitation.

In 2015, $550,000 was approved in the capital budget to start working on the scope of the Manta rehabilitation project.

* N/A - No amounts have been included in the "Previous Budgets" due to this project's on-going nature.

Project Name: **Local Improvements - Ongoing Program**

Department: Assessment and Taxation
Service: Roadway Construction and Maintenance
Project: 1420000116
OurWinnipeg: Vitality

AUTHORIZATION	Previous Budgets	2016 Estimate	FORECAST 2017	2018	2019	2020	2021	Five-Year Forecast Total	Six-Year Total
Project Costs ($000's)	N/A *	3,000	3,000	3,000	3,000	3,000	3,000	15,000	18,000
Financed by:									
Cash to Capital		600	600	600	600	600	600	3,000	3,600
External Debt		2,400	2,400	2,400	2,400	2,400	2,400	12,000	14,400

CASH FLOW	2016	2017	2018	2019	2020	2021	Beyond 2021	Total
Project Costs ($000's)	3,000	3,000	3,000	3,000	3,000	3,000	-	18,000
Financed by:								
Cash to Capital	600	600	600	600	600	600		3,600
External Debt	2,400	2,400	2,400	2,400	2,400	2,400		14,400

NET OPERATING IMPACT ($000's)	2016	2017	2018
Operating costs			
External debt and finance charges	93	246	411
Transfer to General Capital Fund	600	600	600
Total Direct Costs	693	846	1,011
Less: Incremental Revenue/Recovery			
Net Cost/(Benefit)	693	846	1,011
Incremental Full Time Equivalent Positions	-	-	-

Class Estimate: Not applicable, as this is a scalable program

Local Improvement capital projects are those which are financed partly by a direct levy on the properties benefited. The program is governed by Local Improvements By-Law No. 98/72 and is subject to advertising and subsequent approval by the majority of ratepayers involved. The types of expenditure generally falling within this category are: paving of local streets and lanes; sidewalk and boulevard construction; installation of new watermains and sewers; ornamental street lighting and lane lighting.

* N/A - No amounts have been included in the "Previous Budgets" due to this project's on-going nature.

Project Name: **PeopleSoft Accounts Receivable and Billing**

Department: Corporate Finance
Project: 1200001516
Service: Organizational Support Services
OurWinnipeg: Sustainability

AUTHORIZATION	Previous Budgets	2016 Estimate	FORECAST 2017	2018	2019	2020	2021	Five-Year Forecast Total	Six-Year Total
Project Costs ($000's)	250	550	-	-	-	-	-	-	550
Financed by:									
Transfer from Prior Year Authorization (2013 PeopleSoft Accounts Receivable and Billing)		550						-	550

CASH FLOW	2016	2017	2018	2019	2020	2021	Beyond 2021	Total
Project Costs ($000's)	550	-	-	-	-	-	-	550
Financed by:								
Transfer from Prior Year Authorization (2013 PeopleSoft Accounts Receivable and Billing)	550							550

NET OPERATING IMPACT ($000's)	2016	2017	2018
Operating costs			
External Debt and finance charges			
Transfer to General Capital Fund			
Total Direct Costs	-	-	-
Less: Incremental Revenue/Recovery			
Net Cost/(Benefit)	-	-	-
Incremental Full Time Equivalent Positions	-	-	-

Class Estimate: 3

To continue leveraging the investment made in PeopleSoft by implementing, configuring and utilizing the PeopleSoft Enterprise Accounts Receivable and Billing Modules. This will result in standardized and consistent processing of accounts receivable across the City, elimination of stand alone departmental accounts receivable systems, better manage customer account balances, better manage cash flow, minimize bad debt, provide city wide reporting and increase efficiency in transaction processing.

Funding in 2016 includes rebudgeted amount from previously approved capital budget for this project.

Project Name: **Innovative Transit Program**

Department: Transit
Project: 4230030116
Service: Public Transit
OurWinnipeg: Environment

AUTHORIZATION	Previous Budgets	2016 Estimate	FORECAST 2017	2018	2019	2020	2021	Five-Year Forecast Total	Six-Year Total
Project Costs ($000's)	N/A *	2,425	1,000	1,000	1,000	1,000	1,000	5,000	7,425
Financed by:									
Cash to Capital		1,000	1,000	1,000	1,000	1,000	1,000	5,000	6,000
Retained Earnings		1,425							1,425

CASH FLOW	2016	2017	2018	2019	2020	2021	Beyond 2021	Total
Project Costs ($000's)	2,425	1,000	1,000	1,000	1,000	1,000	-	7,425
Financed by:								
Cash to Capital	1,000	1,000	1,000	1,000	1,000	1,000		6,000
Retained Earnings	1,425							1,425

NET OPERATING IMPACT ($000's)	2016	2017	2018
Operating costs			
External debt and finance charges			
Transfer to General Capital Fund	1,000	1,000	1,000
Total Direct Costs	1,000	1,000	1,000
Less: Incremental Revenue/Recovery	31	31	31
Net Cost/(Benefit)	969	969	969
Incremental Full Time Equivalent Positions	-	-	-

Class Estimate: Not applicable, as this is a scalable program

The Innovative Transit Program provides for bus stop and technology upgrades which are not normally funded through the operating budget or other areas of the capital budget. This will include improvements to transit terminals at shopping centres and passenger shelters, improved waiting amenities at major bus stops, and allow improved technology throughout the department, all of which will provide an enduring benefit to the department and the public.

The department continues to implement innovative practices throughout the department to improve efficiency. Equipment related to achieving this innovation may be funded through this program.

Included in 2016 budget is funding for the new handi-transit scheduling system.

* N/A - No amounts have been included in the "Previous Budgets" due to this project's on-going nature.

Project Name: **Transit Building Replacement / Refurbishment**

Department: Transit
Project: 4210000316
Service: Public Transit
OurWinnipeg: Environment

AUTHORIZATION	Previous Budgets	2016 Estimate	FORECAST 2017	2018	2019	2020	2021	Five-Year Forecast Total	Six-Year Total
Project Costs ($000's)	57,602	4,500	4,573	4,506	6,536	6,536	6,536	28,687	33,187
Financed by:									
Cash to Capital		4,500	4,573	4,506	6,536	6,536	6,536	28,687	33,187

CASH FLOW	2016	2017	2018	2019	2020	2021	Beyond 2021	Total
Project Costs ($000's)	4,500	4,573	4,506	5,100	5,100	3,100	6,308	33,187
Financed by:								
Cash to Capital	4,500	4,573	4,506	5,100	5,100	3,100	6,308	33,187

NET OPERATING IMPACT ($000's)	2016	2017	2018
Operating costs		75	77
External debt and finance charges			
Transfer to General Capital Fund	4,500	4,573	4,506
Total Direct Costs	4,500	4,648	4,583
Less: Incremental Revenue/Recovery	186	188	186
Net Cost/(Benefit)	4,314	4,460	4,397
Incremental Full Time Equivalent Positions	-	1.00	-

Class Estimate: Not applicable, as this is a scalable program

Note: Any surplus funds will automatically be transferred to the following year's Transit Building Replacement/Refurbishment program budget.

The Director of Transit may reallocate funds between the projects based on emerging priorities.

Transit's operations are housed out of two primary facilities, the Fort Rouge complex and the North Main garage. These facilities are approximately 40 and 80 years old respectively and are operating at close to their effective capacities. A study of the Transit's facility requirements completed in 2009 indicates that these existing facilities will not support the fleet and operations necessary to meet increasing service demands in the near and long term. The department funds the maintenance of its facilities through the operating budget. However, many of the structural, mechanical and electrical systems in the existing facilities are past their design and economic lives and significant capital funding is required to bring the facilities up to acceptable standards.

This multi-year capital project will address both the issues of refurbishing and/or replacing the existing facilities to address age and condition issues and adding and/or expanding facilities to meet space requirements in the near and long term. In addition to garage facilities, this may include consolidation of off-site operational groups to the campus through the renovation of existing space or the construction and/or procurement of new areas.

Project	2016	2017	2018	2019	2020	2021	Total
Fort Rouge Garage Roof Replacement **	1,300	1,923	1,906	2,500			7,629
Upgrade Garage Ventilation Systems **	2,000	2,000	2,000	2,000	2,000	2,000	12,000
Power Back Up Generators					2,000		2,000
General Amounts (New Electrical Breaker, Concrete Floor Repair, etc.)	1,200	650	600	2,036	2,536	4,536	11,558
	4,500	**4,573**	**4,506**	**6,536**	**6,536**	**6,536**	**33,187**

** Projects are considered annual scalable programs and will incorporate annual tenders and are not considered a major capital project.

Estimated useful life - dependent on the specific project.

Project Name: **Transit Buses**

Department: Transit
Project: 4210000216

Service: Public Transit
OurWinnipeg: Environment

AUTHORIZATION	Previous Budgets	2016 Estimate	FORECAST 2017	2018	2019	2020	2021	Five-Year Forecast Total	Six-Year Total
Project Costs ($000's)	N/A *	32,456	20,408	25,962	33,800	29,498	30,810	140,478	172,934
Financed by:									
Cash to Capital		9,173	1,468	6,390	10,017	9,696	10,613	38,184	47,357
Transit Bus Replacement Reserve		6,516	8,994	9,335	9,346	9,565	9,960	47,200	53,716
External Debt		5,164							5,164
Provincial Building Manitoba Fund		3,840	3,840	3,840	8,040	3,840	3,840	23,400	27,240
Federal Gas Tax		6,106	6,106	6,397	6,397	6,397	6,397	31,694	37,800
Retained earnings		1,657							1,657

CASH FLOW	2016	2017	2018	2019	2020	2021	Beyond 2021	Total
Project Costs ($000's)	32,456	20,408	25,962	33,800	29,498	30,810	-	172,934
Financed by:								
Cash to Capital	9,173	1,468	6,390	10,017	9,696	10,613		47,357
Transit Bus Replacement Reserve	6,516	8,994	9,335	9,346	9,565	9,960		53,716
External debt	5,164							5,164
Provincial Building Manitoba Fund	3,840	3,840	3,840	8,040	3,840	3,840		27,240
Federal Gas Tax	6,106	6,106	6,397	6,397	6,397	6,397		37,800
Retained earnings	1,657							1,657

NET OPERATING IMPACT ($000's)	2016	2017	2018
Operating costs	225	1,131	1,549
External debt and finance charges	163	490	490
Transfer to General Capital Fund	9,173	1,468	6,390
Total Direct Costs	9,561	3,089	8,429
Less: Incremental Revenue/Recovery	550	309	393
Net Cost/(Benefit)	9,011	2,780	8,036
Incremental Full Time Equivalent Positions	3.00	3.00	3.00

Class Estimate: Not applicable, as this is a scalable program

This project is for the on-going purchase of low-floor urban transit buses for the replacement of buses that have reached the end of their useful life. Costs will also include all out-fitting costs associated with these purchases and those associated with increasing the fleet size due to fewer vehicle retirements.

2019 budget estimate includes provision for 12 additional buses estimated to be required for operation on the Southwest Rapid Transitway upon completion of Stage 2. Funding for this procurement of buses would be shared 50/50 between the Province and the City.

On March 25, 2015 Council approved a first charge of up to $5,164,000 in 2015 or prior to the adoption of the 2016 Capital Budget to enable Winnipeg Transit to purchase 9 additional transit buses required for UPass implementation.

Estimated useful life - dependent on assets purchased.

Note: Any surplus funds will automatically be transferred to the following year's Transit Buses program budget.

* N/A - No amounts have been included in the "Previous Budgets" due to this project's on-going nature.

Project Name: **Southwest Rapid Transitway (Stage 2) and Pembina Highway Underpass**

Department: Transit
Project: 4230010520
Service: Public Transit
OurWinnipeg: Environment

AUTHORIZATION	Previous Budgets	2016 Estimate	FORECAST 2017	2018	2019	2020	2021	Five-Year Forecast Total	Six-Year Total
Project Costs ($000's)	*	-	-	-	-	-	-	-	-
Financed by:									
Southwest Rapid Transit Corridor Reserve	4,200							-	-
P3 Canada	140,000							-	-
Provincial Grant	218,650							-	-
2010 Provincial Grant for Roads	6,350							-	-
Public Private Partnership (City)	220,800	(16,500)						-	(16,500)
External Debt	-	16,500						-	16,500
Southwest Rapid Transitway (Stage 2) and Pembina Highway Underpass Payment Reserve (Note 1)						22,050	22,150	44,200	44,200
P3 Annual Service / Financing Payments (Province)						(2,300)	(2,345)	(4,645)	(4,645)
P3 Annual Service / Financing Payments (City)						(18,450)	(18,505)	(36,955)	(36,955)
External Debt Annual Service Payments (City)						(1,300)	(1,300)	(2,600)	(2,600)

CASH FLOW	2016	2017	2018	2019	2020	2021	Beyond 2021	Total
Project Costs ($000's)	-	-	-	-	-	-	-	-
Financed by:								
Public Private Partnership (City)				(16,500)				(16,500)
External Debt				16,500				16,500
Southwest Rapid Transitway (Stage 2) and Pembina Highway Underpass Payment Reserve (Note 1)					22,050	22,150	675,350	719,550
P3 Annual Service / Financing Payments (Province)					(2,300)	(2,345)	(88,605)	(93,250)
P3 Annual Service / Financing Payments (City)					(18,450)	(18,505)	(550,345)	(587,300)
External Debt Annual Service Payments (City)					(1,300)	(1,300)	(36,400)	(39,000)

NET OPERATING IMPACT ($000's)	2016	2017	2018
Operating costs			
External debt and finance charges			
Transfer to General Capital Fund			
Total Direct Costs	-	-	-
Less: Incremental Revenue/Recovery			
Net Cost/(Benefit)	-	-	-
Incremental Full Time Equivalent Positions	-	-	-

Southwest Rapid Transitway (Stage 2) and Pembina Highway Underpass (continued):

Class Estimate: 3

The Southwest Rapid Transitway (Stage 2) and Pembina Highway Underpass was approved by Council on June 25, 2014 as a 2014 capital project. The project is being procured using a P3 approach and the facility is estimated to be complete in late 2019.

* Previous budgets reflect 2014 approval of the capital project.

Note 1: The source of funding for these amounts is described in Appendix 7 of the 2016 Capital Budget.

On February 9th, 2015, PPP Canada announced its funding contribution of $137.3 million.

This project combines two projects and having them procured as a single P3 project arrangement. The Southwest Rapid Transitway (Stage 2) will increase the length of the Transitway by an additional 7.6 km. -- Jubilee Avenue south to the University of Manitoba. It will serve various residential, commercial, industrial, recreational and educational centres in southwest Winnipeg. The project will include the construction of several grade separations, multiple Transitway stations, and an extension to the existing active transportation path built as part of the Stage 1 Transitway project. Combined with the construction of the Transitway extension is the widening of Pembina Highway Underpass by one northbound lane, rehabilitation of the underpass and also active transportation components.

Upon completion of Stage 2, rapid transit service will operate the full length of the 11.2 km. corridor between downtown and all destinations in the southwest part of the city, including the University of Manitoba and the new Stadium. The completion of the corridor will provide significant opportunities for transit-oriented development in lands adjacent to the rapid transit stations.

The urban travel demand in southwest Winnipeg is expected to substantially increase as approved and new developments are built in southwest Winnipeg. As specified in the adopted Transportation Master Plan, rapid transit is required in this sector of the city to enable the overall urban transportation system to accommodate the growth in travel. This project will significantly improve the competitiveness of public transit by allowing transit vehicles to bypass traffic congestion in the Pembina Highway corridor, improving the speed, reliability and comfort of the many transit routes that serve southwest Winnipeg.

Approximate Overall Project Funding

City	225,000	38%
Province	225,000	38%
Federal	140,000	24%
	590,000	

Approved budget includes the following assumptions/provisions:

- 4 year project construction period, early 2016 to end of 2019.

- Upfront costs includes land, procurement costs, City contract administration (temporary staff), external advisors and engineers, etc.

- Up to $31 million of external borrowing authority has been requested to interim finance upfront costs as required until other committed funding is received. Any funds raised in the Southwest Rapid Transitway (Stage 2) and Pembina Highway Underpass Payment Reserve will be used toward interim financing before borrowing.

- P3 Annual Service / Financing Payment is comprised of both P3 construction cost repayment and maintenance costs both over 30 years. Transit related maintenance costs are paid for by City 50% and Province 50%.

- Previous Budgets for related projects not reflected above include: $1.3 million from the Pembina Highway Underpass project, $1 million from P3 Consulting and Project Development, and a portion of $4.2 million approved for Rapid Transit Planning and Design.

- Increased operating costs related to bus operations would not commence until 2020 and are not presented. These costs would follow the Transit Funding Agreement with the Province of Manitoba for 50/50 cost sharing.

- The project budget does not include amounts for Transit Bus purchases. Transit Bus purchases related to Stage 2 of the Southwest Rapid Transitway have been budgeted in 2019 within the Transit Buses capital project.

Southwest Rapid Transitway (Stage 2) and Pembina Highway Underpass (continued):

P3 Annual Service Payments

The above annual estimates commencing in 2020 include the authorization for the lease and financing payments to be incurred and charged to the Projects in the Transit System Fund.

A portion of the payment to the successful proponent will represent an annual amount dedicated to the maintenance of the facility, including long term rehabilitative costs. This amount is adjusted for changes to the Consumer Price Index on an annual basis.

On March 23, 2015 Council approved additional borrowing authority of $31 million and on July 15, 2015 approved an additional $112 million of borrowing as a method of interim financing the project, to be repaid as funding from the Province of Manitoba is received. This repayment is expected to be complete by 2022 with payments flowing as follows:

In $000s	**Authorized**	**2019**	**2020**	**2021**	**2022**	**Total**
Interim Financing - External Debt / (Repayments)	**143,000**	**(31,000)**	**(67,000)**	**(22,500)**	**(22,500)**	**-**

The 2016 capital budget amends the amount identified for payments owing to the Public Private Partner to be repaid over 30 years and replaces a portion with external debt of $16,500,000. The revised budget for the Public Private Partner is $204,300,000. Annual payment thresholds commencing in 2020 also remain unchanged, however, a portion will now be designated to repay this external debt. This will allow the Request for Proposals to be structured in a way to ensure bidders do not add significant contingencies to their bid submissions for utility costing. Utility costing will be difficult for the bidders to determine, therefore the City will limit their exposure on this item. It may mean paying amounts directly to the Preferred Proponent and a funding mechanism (external debt) will be required for this. This is in the best interest of the City to ensure the lowest cost project.

A recommendation to include the approval of this additional $16.5 million of external debt in replacement of Public Private Partnership debt is required.

On January 27, 2016, Council approved a cost-sharing arrangement for CN Rail to pay the City $5.6 million as their cost apportionment for the Pembina Highway Underpass reconstruction as part of the "Southwest Rapid Transitway (Stage 2) and Pembina Highway Underpass" capital project.

Project Name: **Rapid Transit Planning and Design**

Department: Transit
Project: 4230010516
Service: Public Transit
OurWinnipeg: Environment

AUTHORIZATION	Previous Budgets	2016 Estimate	FORECAST 2017	2018	2019	2020	2021	Five-Year Forecast Total	Six-Year Total
Project Costs ($000's)	4,200	2,500	-	-	-	-	-	-	2,500
Financed by:									
Cash to Capital		2,500						-	2,500

CASH FLOW	2016	2017	2018	2019	2020	2021	Beyond 2021	Total
Project Costs ($000's)	2,500	-	-	-	-	-	-	2,500
Financed by:								
Cash to Capital	2,500							2,500

NET OPERATING IMPACT ($000's)	2016	2017	2018
Operating costs			
External debt and finance charges			
Transfer to General Capital Fund	2,500		
Total Direct Costs	2,500	-	-
Less: Incremental Revenue/Recovery	78		
Net Cost/(Benefit)	2,422	-	-
Incremental Full Time Equivalent Positions	-	-	-

Class Estimate: 3

The completion of the Southwest Rapid Transitway capital project has been approved and will be complete in 2019 with operations commencing in 2020. The Transportation Master Plan recommends the construction of additional Rapid Transit facilities in the city. This project would provide for the planning, design and preparation of the future corridors and other associated works.

Potential project elements may include the functional design work for the Eastern Transit Corridor or other future rapid transit corridors and other associated works. Work could include preparation of capital cost estimates, secondary plan for affected neighborhoods, geotechnical studies of affected riverbank areas, environmental impact study, general transportation study, sewer/water servicing study, and public consultation.

On March 23, 2015 Council approved expenditures of up to $2.5 million for Rapid Transit Planning and Design in 2015 or prior to the adoption of the 2016 Capital Budget as a first charge against the General Capital Fund is required to facilitate timely work on the Rapid Transit Planning and Design capital project.

Estimated useful life is dependent on the assets constructed out of the design work.

Project Name: **Land Acquisition**

Department: Transit
Project: 4230010616

Service: Public Transit
OurWinnipeg: Environment

AUTHORIZATION	Previous Budgets	2016 Estimate	FORECAST 2017	2018	2019	2020	2021	Five-Year Forecast Total	Six-Year Total
Project Costs ($000's)	-	2,000	-	-	-	-	-	-	2,000
Financed by:									
Retained Earnings		2,000						-	2,000

CASH FLOW	2016	2017	2018	2019	2020	2021	Beyond 2021	Total
Project Costs ($000's)	2,000	-	-	-	-	-	-	2,000
Financed by:								
Retained Earnings	2,000							2,000

NET OPERATING IMPACT ($000's)	2016	2017	2018
Operating costs			
External debt and finance charges			
Transfer to General Capital Fund			
Total Direct Costs	-	-	-
Less: Incremental Revenue/Recovery			
Net Cost/(Benefit)	-	-	-
Incremental Full Time Equivalent Positions	-	-	-

Class Estimate: Not applicable, as this is a scalable program

The department has identified several parcels of land for potential acquisition.

Two of the three properties the department has identified are adjacent to Transit's Fort Rouge Base and are required to carry out the department's long term plan of consolidating its divisions into one location, as well as enabling the department to secure the Fort Rouge property and only allow access from authorized individuals. In addition, one property would provide for employee parking which is an area of concern of local residents as employees currently park on residential streets surrounding the Fort Rouge Transit base given shortage of available parking on the existing site.

The third property is being considered for replacement of North Garage, located along the future Eastern Transitway.

Having available budget set aside for this purpose will ensure the department will be able to react if and when the opportunity to purchase these properties is made available.

Project Name: **Flood Pumping Station Rehabilitation**

Department: Water and Waste
Project: 20765001yy

Service: Land Drainage and Flood Control
OurWinnipeg: Environment

AUTHORIZATION	Previous Budgets	2016 Estimate	FORECAST 2017	2018	2019	2020	2021	Five-Year Forecast Total	Six-Year Total
Project Costs ($000's)	N/A*	1,000	1,000	1,000	1,000	1,000	1,000	5,000	6,000
Financed by:									
Cash to Capital		1,000	1,000	1,000	1,000	1,000	1,000	5,000	6,000

CASH FLOW	2016	2017	2018	2019	2020	2021	Beyond 2021	Total
Project Costs ($000's)	1,000	1,000	1,000	1,000	1,000	1,000	-	6,000
Financed by:								
Cash to Capital	1,000	1,000	1,000	1,000	1,000	1,000		6,000

NET OPERATING IMPACT ($000's)	2016	2017	2018
Operating costs			
External debt and finance charges			
Transfer to General Capital Fund	1,000	1,000	1,000
Total Direct Costs	1,000	1,000	1,000
Less: Incremental Revenue/Recovery			
Net Cost/(Benefit)	1,000	1,000	1,000
Incremental Full Time Equivalent Positions	-	-	-

Class Estimate: Not applicable, as this is a scalable program

A 2007 report on the adequacy and operation of the 34 regional flood pumping stations identified station upgrades required in the near and long term. These upgrades improve overall station reliability during high river levels and rainfall events. Funding for this project also includes an annual program for carrying out major repairs, upgrades and/or improvements to the flood pumping stations and associated outfall pipes and gates. Upgrades and/or improvements include changes to: ventilation, electrical, mechanical, structural, and architectural components. A program to address high priority reliability items has been developed for implementation over the next six years. All stations will be upgraded for remote monitoring which is critical during flood and rainfall events.

The expected life of this asset is 50 years.

* N/A - No amounts have been included in the "Previous Budgets" due to this project's on-going nature.

Project Name: **Land Drainage and Combined Sewers Outfall Gate Structures**

Department: Water and Waste
Project: 20785002yy

Service: Land Drainage and Flood Control
OurWinnipeg: Environment

AUTHORIZATION	Previous Budgets	2016 Estimate	FORECAST 2017	2018	2019	2020	2021	Five-Year Forecast Total	Six-Year Total
Project Costs ($000's)	N/A*	2,600	2,400	1,750	1,700	2,000	-	7,850	10,450
Financed by:									
Cash to Capital		2,600	2,400	1,750	1,700	2,000		7,850	10,450

CASH FLOW	2016	2017	2018	2019	2020	2021	Beyond 2021	Total
Project Costs ($000's)	2,600	2,400	1,750	1,700	2,000	-	-	10,450
Financed by:								
Cash to Capital	2,600	2,400	1,750	1,700	2,000			10,450

NET OPERATING IMPACT ($000's)	2016	2017	2018
Operating costs			
External debt and finance charges			
Transfer to General Capital Fund	2,600	2,400	1,750
Total Direct Costs	2,600	2,400	1,750
Less: Incremental Revenue/Recovery			
Net Cost/(Benefit)	2,600	2,400	1,750
Incremental Full Time Equivalent Positions	-	-	-

Class Estimate: Not applicable, as this is a scalable program

All land drainage gate chambers have been upgraded to a protection level of James 24.5 ft. The current focus is to upgrade the City's storm relief sewers (SRS) to provide additional storm capacity in combined sewer districts to deal with summer rainstorms. The older SRS systems are only isolated from the river with sluice gates. An engineering study will be undertaken to develop conceptual design and cost estimates for adding flap gates and permanent pumping as required to seven identified sites.

The expected life of this asset is 50 years.

* N/A - No amounts have been included in the "Previous Budgets" due to this project's on-going nature.

Project Name: **Flood Manual Upgrades**

Department: Water and Waste
Project: 20700012yy

Service: Land Drainage and Flood Control
OurWinnipeg: Environment

AUTHORIZATION	Previous Budgets	2016 Estimate	FORECAST 2017	2018	2019	2020	2021	Five-Year Forecast Total	Six-Year Total
Project Costs ($000's)	2,288	325	-	-	-	-	-	-	325
Financed by:									
Cash to Capital		325						-	325

CASH FLOW	2016	2017	2018	2019	2020	2021	Beyond 2021	Total
Project Costs ($000's)	325	-	-	-	-	-	-	325
Financed by:								
Cash to Capital	325							325

NET OPERATING IMPACT ($000's)	2016	2017	2018
Operating costs			
External debt and finance charges			
Transfer to General Capital Fund	325		
Total Direct Costs	325	-	-
Less: Incremental Revenue/Recovery			
Net Cost/(Benefit)	325	-	-
Incremental Full Time Equivalent Positions	-	-	-

Class Estimate: 3

The City of Winnipeg's Geographic Information System based Flood Manual was developed in the 2000 to 2003 time frame and has proven invaluable in fighting a number of floods since then. The upper bound of the Flood Manual calculations is a water level comparable to 1997 flood or 24.5 ft. James Avenue. Based on the current Floodway Operating Rules, levels in the City could exceed 24.5 ft. James Avenue for floods slightly larger than a one in 100 year flood. Initial planning for the 2011 flood indicated that there was a potential to exceed the upper bounds of the Flood Manual. Preliminary analysis indicates that the Flood Manual should be extended to calculate flood activities up to 27.0 ft. James Avenue. The City will consult with Manitoba Infrastructure and Transportation (MIT) on an appropriate upper bound.

The second aspect of this work is to upgrade the Flood Manual software and interfaces that are 10 years old to current City of Winnipeg Information Systems and Technology standards. For example, the Flood Manuals interface software uses Visual Basic 6 (VB6) which is no longer supported by Microsoft.

The upgrade will take two years to complete.

Project Name: **Development Agreement Paybacks**

Department: Water and Waste
Project: 20770001yy
Service: Land Drainage and Flood Control
OurWinnipeg: Environment

AUTHORIZATION	Previous Budgets	2016 Estimate	FORECAST 2017	2018	2019	2020	2021	Five-Year Forecast Total	Six-Year Total
Project Costs ($000's)	N/A*	500	500	500	-	-	-	1,000	1,500
Financed by:									
Developer Capacity Charges		500	500	500				1,000	1,500

CASH FLOW	2016	2017	2018	2019	2020	2021	Beyond 2021	Total
Project Costs ($000's)	500	500	500	-	-	-	-	1,500
Financed by:								
Developer Capacity Charges	500	500	500					1,500

NET OPERATING IMPACT ($000's)	2016	2017	2018
Operating costs			
External debt and finance charges			
Transfer to General Capital Fund			
Total Direct Costs	-	-	-
Less: Incremental Revenue/Recovery			
Net Cost/(Benefit)	-	-	-
Incremental Full Time Equivalent Positions	-	-	-

Class Estimate: Not applicable, as this is a scalable program

The provision for development agreement payback is an allowance for the City to repay developers who bridge finance the installation of oversized land drainage services at a time when City capital funding is not provided. The policy guideline for bridge financing was defined in the previous version of the Development Agreement Parameters and was again incorporated in the most recent version of the Parameters which was adopted by Council on June 21, 1989.

Funds budgeted will provide the following paybacks:

2016 DASZ 15/13 - Waterside/Transcona West	$500,000
2017 DASZ 50/13 - Ridgewood	$500,000
2018 DASZ 56/85 - Inksbrook Industrial Park	$500,000

The expected life of this asset is over 50 years.

* N/A - No amounts have been included in the "Previous Budgets" due to this project's on-going nature.

Project Name: **Outfall Rehabilitation**

Department: Water and Waste
Project: 20780001yy
Service: Land Drainage and Flood Control
OurWinnipeg: Environment

AUTHORIZATION	Previous Budgets	2016 Estimate	FORECAST 2017	2018	2019	2020	2021	Five-Year Forecast Total	Six-Year Total
Project Costs ($000's)	N/A*	500	2,000	2,000	2,000	2,000	2,000	10,000	10,500
Financed by:									
Cash to Capital		500	2,000	2,000	2,000	2,000	2,000	10,000	10,500

CASH FLOW	2016	2017	2018	2019	2020	2021	Beyond 2021	Total
Project Costs ($000's)	500	2,000	2,000	2,000	2,000	2,000	-	10,500
Financed by:								
Cash to Capital	500	2,000	2,000	2,000	2,000	2,000		10,500

NET OPERATING IMPACT ($000's)	2016	2017	2018
Operating costs			
External debt and finance charges			
Transfer to General Capital Fund	500	2,000	2,000
Total Direct Costs	500	2,000	2,000
Less: Incremental Revenue/Recovery			
Net Cost/(Benefit)	500	2,000	2,000
Incremental Full Time Equivalent Positions	-	-	-

Class Estimate: Not applicable, as this is a scalable program

In 1998 a condition assessment was completed identifying 350 outfall sites. These sites were classified from a scale of 1 to 5 with 5 being the worst site and a high priority for repair and replacement. Originally 55 high-priority sites were identified requiring attention. Since then, five more sites have been added for a total of 60 sites. There are currently 26 priority 4 or 5 outfall locations that have been identified for replacement or rehabilitation, which does not include any emergency replacements due to unforeseen and sudden failures.

An Outfall Condition Assessment project will be undertaken starting in the Fall of 2015. This assessment will reprioritize Winnipeg's 350 outfall sites given the substantive bank movements and slumping that have occurred in the last 20 years of high water events. The assessment will identify the outfalls that require renewal / rehabilitation, identify renewal / rehabilitation techniques for each outfall, and provide a cost estimate for the work at each outfall. This will enable the City to budget and program risk-based work on a yearly basis to maximize use of future funding for the rehabilitation of sewer outfalls, repairs to piping and to improve riverbank instability issues.

The expected life of this asset is 50 years.

* N/A - No amounts have been included in the "Previous Budgets" due to this project's on-going nature.

Project Name: **Shoal Lake Aqueduct, Falcon River Diversion Bridges and Freedom Road Construction**

Department: Water and Waste
Project: 20010027yy

Service: Water
OurWinnipeg: Environment

AUTHORIZATION	Previous Budgets	2016 Estimate	FORECAST 2017	2018	2019	2020	2021	Five-Year Forecast Total	Six-Year Total
Project Costs ($000's)	4,000	6,000	-	-	-	-	-	-	6,000
Financed by:									
Retained Earnings		6,000						-	6,000

CASH FLOW	2016	2017	2018	2019	2020	2021	Beyond 2021	Total
Project Costs ($000's)	6,000	-	-	-	-	-	-	6,000
Financed by:								
Retained Earnings	6,000							6,000

NET OPERATING IMPACT ($000's)	2016	2017	2018
Operating costs			
External debt and finance charges			
Transfer to General Capital Fund			
Total Direct Costs	-	-	-
Less: Incremental Revenue/Recovery			
Net Cost/(Benefit)	-	-	-
Incremental Full Time Equivalent Positions	-	-	-

Class Estimate: 3

In 1989, the Province and the City entered into the Shoal Lake Tripartite Agreement with Shoal Lake First Nation #40. The intent of the agreement is to protect and maintain the high quality of Winnipeg's drinking water source while at the same time promoting sustainable economic development for Shoal Lake First Nation #40.

Key to the economic development in the community is the basic requirement of all-weather road access. Currently, seasonal ice conditions limit safe passage for people and delivery of essential goods and services. Limited access also increases the costs to provide basic infrastructure and, as a result, the community has been unable to upgrade existing drinking water or liquid/solid waste management systems.

The existing winter road crosses the Shoal Lake Aqueduct and the Falcon River diversion channel, which are critical components of the City of Winnipeg water supply system. The current winter road crossings are temporary structures. Permanent bridges over the City's aqueduct and the diversion channel are required and are essential to protect these critical water supply assets from traffic loading.

Plans are underway for development of an all-weather road to the community (Freedom Road), with costs to be shared by the Province of Manitoba, the federal government, and the City of Winnipeg. The all-weather road will use the City's bridges, and the investment in these bridges is considered a $6 million contribution towards the City's share of the all-weather road (2016 - $2 million, 2015 - $2 million, 2013 - $1 million, 2012 - $1 million). The additional City contribution to the road is $4 million - this brings the total city contribution to $10 million. This $4 million will be paid out as a capital grant. As negotiations are ongoing, the $4 million grant is conditional on a separate report to Council authorizing the grant payment.

Estimated life of these assets is 25 years.

Project Name: **Shoal Lake Aqueduct Asset Preservation**

Department: Water and Waste
Project: 20030006yy

Service: Water
OurWinnipeg: Environment

AUTHORIZATION	Previous Budgets	2016 Estimate	FORECAST 2017	2018	2019	2020	2021	Five-Year Forecast Total	Six-Year Total
Project Costs ($000's)	3,769	550	1,200	600	-	-	2,595	4,395	4,945
Financed by:									
Retained Earnings		550	1,200	600			2,595	4,395	4,945

CASH FLOW	2016	2017	2018	2019	2020	2021	Beyond 2021	Total
Project Costs ($000's)	550	400	800	600	-	-	2,595	4,945
Financed by:								
Retained Earnings	550	400	800	600			2,595	4,945

NET OPERATING IMPACT ($000's)	2016	2017	2018
Operating costs			
External debt and finance charges			
Transfer to General Capital Fund			
Total Direct Costs	-	-	-
Less: Incremental Revenue/Recovery			
Net Cost/(Benefit)	-	-	-
Incremental Full Time Equivalent Positions	-	-	-

Class Estimate: 3 - applies to 2016 only

The Shoal Lake Aqueduct, which has been in continuous service since 1919, delivers water to Winnipeg from Shoal Lake, a distance of 156 kilometres (97 miles). A comprehensive condition assessment and rehabilitation of the Aqueduct commenced in 1988 and was substantially completed in 2004. While the Aqueduct rehabilitation project has resulted in an increase of the Aqueduct's service life by 50 years, on-going monitoring and inspection programs will identify future work required.

Work which has been identified include the rehabilitation of drainage siphons crossing under the Aqueduct, replacement or rehabilitation of boathouses and broken Aqueduct vent pipes, re-establishment of a boathouse in proximity of the Whitemouth River and cleaning, condition inspection and repair of the Aqueduct underdrain system.

Funding in 2017 includes $500,000 and funding in 2018 includes $600,000 in re-budgeted amounts from previously approved Capital Budgets.

The expected life of this asset is 50 years.

Project Name: **Shoal Lake Aqueduct Intake Facility Rehabilitation**

Department: Water and Waste
Project: 20120002yy

Service: Water
OurWinnipeg: Environment

AUTHORIZATION	Previous Budgets	2016 Estimate	FORECAST 2017	2018	2019	2020	2021	Five-Year Forecast Total	Six-Year Total
Project Costs ($000's)	4,377	1,465	2,300	50	200	1,025	1,330	4,905	6,370
Financed by:									
Retained Earnings		1,465	2,300	50	200	1,025	1,330	4,905	6,370

CASH FLOW	2016	2017	2018	2019	2020	2021	Beyond 2021	Total
Project Costs ($000's)	-	2,500	2,000	225	425	875	345	6,370
Financed by:								
Retained Earnings		2,500	2,000	225	425	875	345	6,370

NET OPERATING IMPACT ($000's)	2016	2017	2018
Operating costs		-	(55)
External debt and finance charges			
Transfer to General Capital Fund			
Total Direct Costs	-	-	(55)
Less: Incremental Revenue/Recovery			
Net Cost/(Benefit)	-	-	(55)
Incremental Full Time Equivalent Positions	-	-	-

Class Estimate: 3 - applies to 2016 only

The Shoal Lake Aqueduct, which has been in continuous service since 1919, is the sole water supply infrastructure for the City. The Shoal Lake Intake Structure is the transition headworks to receive water from Shoal Lake and to control the water flow into the Aqueduct. Given the critical nature of the intake structure and its associated venturi structure to the safe operation of the Aqueduct and the City's water supply, a condition assessment was undertaken and identified a number of rehabilitation and replacement requirements. This included the replacement and refurbishment of various mechanical components that date back to the original construction, the replacement of the Maintenance/Communication Facility, as well as upgrades and improvements to the existing infrastructures. The recommended improvements will be completed in phases according to priority.

Funding in 2017 includes $300,000 in re-budgeted amounts from previously approved Capital Budgets.

The expected life of this asset is 50 years.

Project Name: **Branch Aqueduct Condition Assessment and Rehabilitation**

Department: Water and Waste
Project: 20030005yy

Service: Water
OurWinnipeg: Environment

AUTHORIZATION	Previous Budgets	2016 Estimate	FORECAST 2017	2018	2019	2020	2021	Five-Year Forecast Total	Six-Year Total
Project Costs ($000's)	2,000	-	-	-	-	-	1,000	1,000	1,000
Financed by:									
Retained Earnings							1,000	1,000	1,000

CASH FLOW	2016	2017	2018	2019	2020	2021	Beyond 2021	Total
Project Costs ($000's)	-	-	-	-	-	1,000	-	1,000
Financed by:								
Retained Earnings						1,000		1,000

NET OPERATING IMPACT ($000's)	2016	2017	2018
Operating costs			
External debt and finance charges			
Transfer to General Capital Fund			
Total Direct Costs	-	-	-
Less: Incremental Revenue/Recovery			
Net Cost/(Benefit)	-	-	-
Incremental Full Time Equivalent Positions	-	-	-

Class Estimate: 5

The Branch I, II and interconnection aqueducts are specialized pipes which are unique in size, materials, construction techniques and failure modes.

The Branch I Aqueduct was installed in 1918 and has an established inspection and maintenance program; however, the Branch II and interconnection aqueducts were installed between 1959 and 1963 and will require specialized inspection, testing, and maintenance to preserve the asset.

The expected life of this asset is 50 years.

Project Name: **Tache Booster Pumping Station**

Department: Water and Waste
Project: 20050006yy
Service: Water
OurWinnipeg: Environment

AUTHORIZATION	Previous Budgets	2016 Estimate	FORECAST 2017	2018	2019	2020	2021	Five-Year Forecast Total	Six-Year Total
Project Costs ($000's)	500	1,000	-	2,600	-	1,736	-	4,336	5,336
Financed by:									
Retained Earnings		1,000		2,600		1,736		4,336	5,336

CASH FLOW	2016	2017	2018	2019	2020	2021	Beyond 2021	Total
Project Costs ($000's)	-	1,000	1,000	1,000	600	1,736	-	5,336
Financed by:								
Retained Earnings		1,000	1,000	1,000	600	1,736		5,336

NET OPERATING IMPACT ($000's)	2016	2017	2018
Operating costs			
External debt and finance charges			
Transfer to General Capital Fund			
Total Direct Costs	-	-	-
Less: Incremental Revenue/Recovery			
Net Cost/(Benefit)	-	-	-
Incremental Full Time Equivalent Positions	-	-	-

Class Estimate: 4

The Tache Booster Pumping Station on the Branch 1 Aqueduct was constructed in 1950 in order to develop the full capacity of the aqueduct. A study identified a number of required upgrades to the pumping station and the aqueduct surge tower adjacent to the station. The work includes replacing the pump motors, upgrading the station electrical, heating and ventilation systems, upgrading the foundation and roof structures, and a reconfiguration of the valve and piping between the pumping station and the surge tower. Also, aesthetic, security fencing and landscaping upgrades to the site and facilities will be undertaken to coincide and assimilate with the proposed residential redevelopment of the surrounding area.

Funding in 2016 includes $1,000,000 and funding in 2018 includes $1,500,000 in re-budgeted amounts from previously approved Capital Budgets.

2016 funding to be refined to a class 3 estimate based on ongoing preliminary engineering to be completed prior to construction.

The expected life of this rehabilitation asset is 50 years.

Project Name: **Pumping Stations Reliability Upgrades**

Department: Water and Waste
Project: 20050003yy

Service: Water
OurWinnipeg: Environment

AUTHORIZATION	Previous Budgets	2016 Estimate	FORECAST 2017	2018	2019	2020	2021	Five-Year Forecast Total	Six-Year Total
Project Costs ($000's)	5,026	825	-	-	-	-	-	-	825
Financed by:									
Retained Earnings		825						-	825

CASH FLOW	2016	2017	2018	2019	2020	2021	Beyond 2021	Total
Project Costs ($000's)	100	450	275	-	-	-	-	825
Financed by:								
Retained Earnings	100	450	275					825

NET OPERATING IMPACT ($000's)	2016	2017	2018
Operating costs			
External debt and finance charges			
Transfer to General Capital Fund			
Total Direct Costs	-	-	-
Less: Incremental Revenue/Recovery			
Net Cost/(Benefit)	-	-	-
Incremental Full Time Equivalent Positions	-	-	-

Class Estimate: 3

The electrical power supply is the primary source of energy to drive the pumps in the drinking water pump stations. Electrical power disruptions have caused the electric pumps to shut down for protection purposes, which results in reduced water service. In order to identify the deficiencies in the system, a Water Pumping Station Power Reliability Study was completed. One of the recommendations of the study was to carry out Water Pumping Stations Electrical Inspections. The study and the inspections produced recommendations for a number of electrical and control improvements to reduce the effects of electrical power disruptions. The required improvements will be completed in phases according to priority.

Funding in 2016 includes $175,000 in re-budgeted amounts from previously approved Capital Budgets.

The expected life of this asset is 20 years.

Project Name: **Pumping Stations and Reservoirs Structural Upgrades**

Department: Water and Waste
Project: 20050012yy
Service: Water
OurWinnipeg: Environment

AUTHORIZATION	Previous Budgets	2016 Estimate	FORECAST 2017	2018	2019	2020	2021	Five-Year Forecast Total	Six-Year Total
Project Costs ($000's)	9,245	8,700	-	400	400	400	-	1,200	9,900
Financed by:									
Retained Earnings		8,700		400	400	400		1,200	9,900

CASH FLOW	2016	2017	2018	2019	2020	2021	Beyond 2021	Total
Project Costs ($000's)	-	8,700	400	400	400	-	-	9,900
Financed by:								
Retained Earnings		8,700	400	400	400			9,900

NET OPERATING IMPACT ($000's)	2016	2017	2018
Operating costs			
External debt and finance charges			
Transfer to General Capital Fund			
Total Direct Costs	-	-	-
Less: Incremental Revenue/Recovery			
Net Cost/(Benefit)	-	-	-
Incremental Full Time Equivalent Positions	-	-	-

Class Estimate: 3 - applies to 2016 only

The McPhillips, Wilkes and MacLean reservoirs provide balancing storage to meet fluctuating daily water demands; the McPhillips, Hurst, and MacLean pumping stations provide the final pumping to deliver water to the Water Utility customers. The pump stations and reservoirs were constructed in the early 1960's. It is anticipated that the building structures will require upgrading to ensure the uninterrupted operation of these pumping facilities. A preliminary assessment of the north cell at the Wilkes Reservoir found that major rehabilitation was required to ensure continued reliable operation.

Upon completion of the rehabilitation work at the Wilkes Reservoir North Cell, condition assessments will be undertaken at the remaining reservoirs to identify any repairs needed to ensure the reservoirs remain operational for the next 50 years.

On December 9, 2015 Council authorized the expenditure of up to $8,700,000 as a first charge against the 2016 Capital Budget for Pumping Stations and Reservoirs Structural Upgrades contract procurement.

The expected life of these assets is 50 years.

Project Name: **Chlorination Upgrading at Pumping Stations**

Department: Water and Waste
Project: 20050011yy

Service: Water
OurWinnipeg: Environment

AUTHORIZATION	Previous Budgets	2016 Estimate	FORECAST 2017	2018	2019	2020	2021	Five-Year Forecast Total	Six-Year Total
Project Costs ($000's)	425	-	2,750	-	-	-	-	2,750	2,750
Financed by:									
Retained Earnings			2,750					2,750	2,750

CASH FLOW	2016	2017	2018	2019	2020	2021	Beyond 2021	Total
Project Costs ($000's)	-	1,200	830	720	-	-	-	2,750
Financed by:								
Retained Earnings		1,200	830	720				2,750

NET OPERATING IMPACT ($000's)	2016	2017	2018
Operating costs		10	100
External debt and finance charges			
Transfer to General Capital Fund			
Total Direct Costs	-	10	100
Less: Incremental Revenue/Recovery			
Net Cost/(Benefit)	-	10	100
Incremental Full Time Equivalent Positions	-	-	-

Class Estimate: 4

The Drinking Water Quality Strategy Project has determined that chlorination at the existing pumping stations should continue in order to maintain a chlorine residual in the distribution system. The existing chlorination system is based upon the use of gas chlorine which is a hazardous chemical. To reduce the risk to the City, staff, public and the environment, bulk sodium hypochlorite systems will be designed and installed at the pumping stations to replace the gas chlorine systems.

Detailed design work in 2017 will provide a class 3 cost estimate prior to construction in 2017.

The expected life of these assets is 25 years.

Project Name: **Water Supervisory Control and Data Acquisition (SCADA) Upgrade**

Department: Water and Waste
Project: 20050002yy
Service: Water
OurWinnipeg: Environment

AUTHORIZATION	Previous Budgets	2016 Estimate	FORECAST 2017	2018	2019	2020	2021	Five-Year Forecast Total	Six-Year Total
Project Costs ($000's)	8,400	3,900	-	-	-	-	950	950	4,850
Financed by:									
Retained Earnings		3,900					950	950	4,850

CASH FLOW	2016	2017	2018	2019	2020	2021	Beyond 2021	Total
Project Costs ($000's)	1,721	960	1,219	-	-	200	750	4,850
Financed by:								
Retained Earnings	1,721	960	1,219			200	750	4,850

NET OPERATING IMPACT ($000's)	2016	2017	2018
Operating costs			
External debt and finance charges			
Transfer to General Capital Fund			
Total Direct Costs	-	-	-
Less: Incremental Revenue/Recovery			
Net Cost/(Benefit)	-	-	-
Incremental Full Time Equivalent Positions	-	-	-

Class Estimate: 4

The Supervisory Control and Data Acquisition (SCADA) system controls and monitors the operation of the Drinking Water Treatment Plant and the Water Supply and Distribution System. The automated control system is comprised of specialized computer hardware and software, remote communications, instrumentation, and Programmable Logic Controls (PLC). SCADA system assessment and upgrading are required to ensure timely replacement of dated hardware and software. The SCADA system is essential for the supply, water treatment process control and distribution of drinking water.

The PLCs currently in use at the three pumping stations (McPhillips, MacLean, and Hurst), Tache and Deacon booster pumping stations, and Shoal Lake Intake were installed in 1992 and are no longer serviced or supported by the manufacturer as of December 31, 2011. Upgrading the water supply system's PLCs at this time will allow for the review of the control software to optimize the operation of the system.

Concurrent with the PLC replacement, the controller logic language will be updated along with additional electrical upgrades to enhance operational reliability.

The system of computer servers, workstations, and software of regional SCADA was last upgraded in 2006 and is approaching the end of its useful life. Operating system support for this hardware is slated to end as of July 2015 and hardware age has exceeded the current industry standard for replacement, with increasing risks to system reliability. To achieve system sustainability and ensure continuous operation of the system, replacement of server and workstation hardware and installation of software with longer support lifespan including compatibility with new hardware is required.

Preliminary design work is in progress to update the project to a class 3 cost estimate prior to construction.

The expected service life of the PLC is 10 years but will depend on the technical advancement in the process automation field.

The expected service life for the hardware is approximately five years for optimal regional SCADA system reliability. Funding has been added to the 2021 Capital Budget to meet this requirement.

Project Name: **Waterworks System Security Upgrades**

Department: Water and Waste
Project: 20010015yy

Service: Water
OurWinnipeg: Environment

AUTHORIZATION	Previous Budgets	2016 Estimate	FORECAST 2017	2018	2019	2020	2021	Five-Year Forecast Total	Six-Year Total
Project Costs ($000's)	N/A *	-	600	500	-	-	-	1,100	1,100
Financed by:									
Retained Earnings			600	500				1,100	1,100

CASH FLOW	2016	2017	2018	2019	2020	2021	Beyond 2021	Total
Project Costs ($000's)	-	160	500	440	-	-	-	1,100
Financed by:								
Retained Earnings		160	500	440				1,100

NET OPERATING IMPACT ($000's)	2016	2017	2018
Operating costs			
External debt and finance charges			
Transfer to General Capital Fund			
Total Direct Costs	-	-	-
Less: Incremental Revenue/Recovery			
Net Cost/(Benefit)	-	-	-
Incremental Full Time Equivalent Positions	-	-	-

Class Estimate: Not applicable, as this is a scalable program

The waterworks system is made up of complex infrastructure that delivers water from Shoal Lake to Winnipeg homes and businesses. Operating the waterworks system is subject to legislation including the Drinking Water Safety Act, Public Health Act, Operator Certification Regulations, Workplace Safety and Health Act, and Environment Act. Safeguarding our infrastructure from accidental or intentional damage or destruction is critical to drinking water quality and public health. Funding is required for increased security measures to adequately protect the waterworks system.

* N/A - No amounts have been included in the "Previous Budgets" due to this project's on-going nature.

Project Name: **Regulatory Assessment of Water System Infrastructure and Supply Sources**

Department: Water and Waste
Project: 20010007yy

Service: Water
OurWinnipeg: Environment

AUTHORIZATION	Previous Budgets	2016 Estimate	FORECAST 2017	2018	2019	2020	2021	Five-Year Forecast Total	Six-Year Total
Project Costs ($000's)	-	450	-	-	-	-	575	575	1,025
Financed by:									
Retained Earnings		450					575	575	1,025

CASH FLOW	2016	2017	2018	2019	2020	2021	Beyond 2021	Total
Project Costs ($000's)	300	150	-	-	-	575	-	1,025
Financed by:								
Retained Earnings	300	150				575		1,025

NET OPERATING IMPACT ($000's)	2016	2017	2018
Operating costs			
External debt and finance charges			
Transfer to General Capital Fund			
Total Direct Costs	-	-	-
Less: Incremental Revenue/Recovery			
Net Cost/(Benefit)	-	-	-
Incremental Full Time Equivalent Positions	-	-	-

Class Estimate: 3 - applies to 2016 only

A drinking water system Infrastructure Assessment study is required under the Provincial Drinking Water Safety Act. The objective of the report is to carry out an onsite evaluation to identify, analyze, and mitigate any potential adverse health risks and environmental impacts associated with the water system in a "source to tap" methodology. This work will also determine whether the water system's source, facilities, equipment, and operations are effective in producing safe drinking water, and meet the regulations in force.

Infrastructure assessment reports are required on a five-year reporting frequency.

Project Name: **Water Treatment Plant Capacity Validation**

Department: Water and Waste
Project: 2002500718
Service: Water
OurWinnipeg: Environment

AUTHORIZATION	Previous Budgets	2016 Estimate	FORECAST 2017	2018	2019	2020	2021	Five-Year Forecast Total	Six-Year Total
Project Costs ($000's)	-	-	-	150	-	-	-	150	150
Financed by:									
Retained Earnings				150				150	150

CASH FLOW	2016	2017	2018	2019	2020	2021	Beyond 2021	Total
Project Costs ($000's)	-	-	150	-	-	-	-	150
Financed by:								
Retained Earnings			150					150

NET OPERATING IMPACT ($000's)	2016	2017	2018
Operating costs			
External debt and finance charges			
Transfer to General Capital Fund			
Total Direct Costs	-	-	-
Less: Incremental Revenue/Recovery			
Net Cost/(Benefit)	-	-	-
Incremental Full Time Equivalent Positions	-	-	-

Class Estimate: 5

The City's first Water Treatment Plant (WTP) began to supply treated water to the City late in 2009. The WTP was designed for cold and warm water production rates of 272 and 400 Megalitres per day (MLD), respectively. The maximum capacity of the WTP for both cold and warm water conditions must be validated over the next 5 to 10 years in order to identify the timing of capacity limitations and to plan for future upgrades. The risk is that the City may be unprepared for operating at or near maximum treatment capacity as water demand increases from population growth.

The City's Pilot Scale Water Treatment Plant can be used to validate maximum process rates under a range of operating and water temperature conditions. This project is to retain an engineering consultant to coordinate and document the work of an engineering study, develop testing protocols, etc. The work may also present an opportunity to consider optimization of the entire treatment process to minimize the inputs of energy and chemicals.

Project Name: **Branch 1 Aqueduct at Seine River - Riverbank Stabilization (East Side)**

Department: Water and Waste
Project: 20030009YY

Service: Water
OurWinnipeg: Environment

AUTHORIZATION	Previous Budgets	2016 Estimate	FORECAST 2017	2018	2019	2020	2021	Five-Year Forecast Total	Six-Year Total
Project Costs ($000's)	950	1,450	-	-	-	-	-	-	1,450
Financed by:									
Retained Earnings		1,450						-	1,450

CASH FLOW	2016	2017	2018	2019	2020	2021	Beyond 2021	Total
Project Costs ($000's)	1,450	-	-	-	-	-	-	1,450
Financed by:								
Retained Earnings	1,450							1,450

NET OPERATING IMPACT ($000's)	2016	2017	2018
Operating costs			
External debt and finance charges			
Transfer to General Capital Fund			
Total Direct Costs	-	-	-
Less: Incremental Revenue/Recovery			
Net Cost/(Benefit)	-	-	-
Incremental Full Time Equivalent Positions	-	-	-

Class Estimate: 3

A comprehensive condition assessment of the Branch I Aqueduct reach of the Shoal Lake Aqueduct (Deacon Reservoir to McPhillips Pumping Station and Reservoir) was undertaken for its entire length from 1994 to 1996. A program to assess the stability of the riverbanks adjacent to the Branch I Aqueduct where it crosses the Seine River commenced in early 1997. Downslope movement of the east riverbank has been recorded since that time and internal structural inspection of the Aqueduct has not revealed any distress of the pipe as yet. The trend of observed riverbank movement continues and the Aqueduct will inevitably be impacted along the east riverbank.

Funding is for engineering and construction of riverbank stabilization works to be undertaken before the Aqueduct is impacted.

The expected life of this asset is 50 years.

Project Name: **Study of Natural Gas Powered Backup Pumps for Hurst Pumping Station**

Department: Water and Waste
Project: 2005001318
Service: Water
OurWinnipeg: Environment

AUTHORIZATION	Previous Budgets	2016 Estimate	FORECAST 2017	2018	2019	2020	2021	Five-Year Forecast Total	Six-Year Total
Project Costs ($000's)	-	-	-	400	-	-	-	400	400
Financed by:									
Retained Earnings				400				400	400

CASH FLOW	2016	2017	2018	2019	2020	2021	Beyond 2021	Total
Project Costs ($000's)	-	-	400	-	-	-	-	400
Financed by:								
Retained Earnings			400					400

NET OPERATING IMPACT ($000's)	2016	2017	2018
Operating costs			
External debt and finance charges			
Transfer to General Capital Fund			
Total Direct Costs	-	-	-
Less: Incremental Revenue/Recovery			
Net Cost/(Benefit)	-	-	-
Incremental Full Time Equivalent Positions	-	-	-

Class Estimate: 5

The pumps at two of the three drinking water pumping stations are driven using two sources of energy: electrical power supply and natural gas. The Hurst Pumping Station, serving the largest portion of the city's water demand, is equipped solely with electrically driven pumps. Despite some redundancy in the electrical supply to the station, Hurst has experienced electrical power disruptions that caused the electric pumps to shut down for protection purposes, which resulted in reduced water service.

In light of electrical interruptions at Hurst Pumping Station, the Regional Water Supply Conceptual Planning Study Update recommended assessing the need for natural gas powered backup pumps to this station. This study will carry out this assessment and evaluate feasibility of gas driven pumps at this station.

The expected life of this asset is up to 25 years.

Project Name: **Deacon Reservoir Cell Rehabilitation**

Department: Water and Waste
Project: 20110001YY

Service: Water
OurWinnipeg: Environment

AUTHORIZATION	Previous Budgets	2016 Estimate	FORECAST 2017	2018	2019	2020	2021	Five-Year Forecast Total	Six-Year Total
Project Costs ($000's)	3,425	-	875	-	-	-	-	875	875
Financed by:									
Retained Earnings			875					875	875

CASH FLOW	2016	2017	2018	2019	2020	2021	Beyond 2021	Total
Project Costs ($000's)	-	300	400	175	-	-	-	875
Financed by:								
Retained Earnings		300	400	175				875

NET OPERATING IMPACT ($000's)	2016	2017	2018
Operating costs			
External debt and finance charges			
Transfer to General Capital Fund			
Total Direct Costs	-	-	-
Less: Incremental Revenue/Recovery			
Net Cost/(Benefit)	-	-	-
Incremental Full Time Equivalent Positions	-	-	-

Class Estimate: 5

The Deacon Reservoir cells were constructed of clay materials between 1972 and 1996 and rise approximately six meters above the natural prairie. The four cells have a total storage volume of 8,800 megalitres, 6,900 megalitres of which is available for usable storage. The Deacon Reservoir has sufficient capacity to supply the City of Winnipeg with water for approximately 32 days under average water consumption rates. The cells are used to supplement the water supply when the daily water demand exceeds the capacity of the Shoal Lake Aqueduct. The cells also provide a water supply to the City when the Shoal Lake Aqueduct is annually shut down for inspection and maintenance.

On top of the cell dikes exists a three meter wide road which is used for inspection, maintenance, water sampling and security purposes. The total length of the cell roads is 9.5 kilometers. Over time, the roads have developed a number of localized failures from water accumulation which require repair. A topographic survey of the top of the dikes was conducted and found some top of dike elevations that were substantially lower than design elevations. Funding is for preliminary engineering to identify the cause of these known issues and to identify and complete strategies to correct these issues.

Work completed under previous budgets has included the repair of the two precast concrete box culverts that cross under PTH 207 which convey water from Cell No. 2 to Cell No. 1.

Preliminary design work, to be completed in early 2016, will provide a class 3 cost estimate prior to construction.

Funding in 2017 includes $400,000 in re-budgeted amounts from previously approved Capital Budgets.

The expected life of this asset is 50 years.

Project Name: **Deacon Booster Pumping Station Suction Header Divider Wall and Valve**

Department: Water and Waste
Project: 20050009YY
Service: Water
OurWinnipeg: Environment

AUTHORIZATION	Previous Budgets	2016 Estimate	FORECAST 2017	2018	2019	2020	2021	Five-Year Forecast Total	Six-Year Total
Project Costs ($000's)	1,000	200	-	-	-	-	-	-	200
Financed by:									
Retained Earnings		200						-	200

CASH FLOW	2016	2017	2018	2019	2020	2021	Beyond 2021	Total
Project Costs ($000's)	50	150	-	-	-	-	-	200
Financed by:								
Retained Earnings	50	150						200

NET OPERATING IMPACT ($000's)	2016	2017	2018
Operating costs			
External debt and finance charges			
Transfer to General Capital Fund			
Total Direct Costs	-	-	-
Less: Incremental Revenue/Recovery			
Net Cost/(Benefit)	-	-	-
Incremental Full Time Equivalent Positions	-	-	-

Class Estimate: 3

The Deacon Booster Pumping Station suction header pipe has been identified as a single point of failure for the supply of treated water to the City. The works will include the installation of a wall and valve in the mid-point on the suction header to effectively divide the suction header. This will permit a continuous supply of water to the City in the event a leak occurs on this suction header.

Funding in 2016 includes $200,000 in re-budgeted amounts from previously approved Capital Budgets.

The expected life of this asset is 50 years.

Project Name: **Hurst Pumping Station Building - Structural Repairs**

Department: Water and Waste
Project: 20050007yy

Service: Water
OurWinnipeg: Environment

AUTHORIZATION	Previous Budgets	2016 Estimate	FORECAST 2017	2018	2019	2020	2021	Five-Year Forecast Total	Six-Year Total
Project Costs ($000's)	530	-	1,770	-	-	-	-	1,770	1,770
Financed by:									
Retained Earnings			1,770					1,770	1,770

CASH FLOW	2016	2017	2018	2019	2020	2021	Beyond 2021	Total
Project Costs ($000's)	-	1,200	570	-	-	-	-	1,770
Financed by:								
Retained Earnings		1,200	570					1,770

NET OPERATING IMPACT ($000's)	2015	2016	2017
Operating costs			
External debt and finance charges			
Transfer to General Capital Fund			
Total Direct Costs	-	-	-
Less: Incremental Revenue/Recovery			
Net Cost/(Benefit)	-	-	-
Incremental Full Time Equivalent Positions	-	-	-

Class Estimate: 4

There are structural defects noted on the precast concrete panels at the Hurst Pumping Station. Noted defects include deterioration of the copings (exposing reinforcing steel), cracked panels, deterioration of ribs on the panels, and the deterioration of the caulking joints in several locations. These conditions may lead to water penetration into the building envelope. A structural review of these conditions is required to determine rehabilitation or replacement costs.

Funding in 2017 includes $400,000 in re-budgeted amounts from previously approved Capital Budgets.

The expected life of this asset is 50 years.

Project Name: **Saskatchewan Avenue Water Main**

Department: Water and Waste
Project: 2013500116
Service: Water
OurWinnipeg: Environment

AUTHORIZATION	Previous Budgets	2016 Estimate	FORECAST 2017	2018	2019	2020	2021	Five-Year Forecast Total	Six-Year Total
Project Costs ($000's)	-	-	4,830	-	-	-	-	4,830	4,830
Financed by:									
Retained Earnings			4,830					4,830	4,830

CASH FLOW	2016	2017	2018	2019	2020	2021	Beyond 2021	Total
Project Costs ($000's)	-	4,830	-	-	-	-	-	4,830
Financed by:								
Retained Earnings		4,830						4,830

NET OPERATING IMPACT ($000's)	2016	2017	2018
Operating costs			
External debt and finance charges			
Transfer to General Capital Fund			
Total Direct Costs	-	-	-
Less: Incremental Revenue/Recovery			
Net Cost/(Benefit)	-	-	-
Incremental Full Time Equivalent Positions	-	-	-

Class Estimate: 3

Urban development of the lands within the City and west of the Perimeter Highway (PTH 101) will require an extension of the water distribution system to provide a looped supply. The funds included are to provide for a water main between Cavalier Drive and a point 500 metres west of PTH 101 on Saskatchewan Avenue. It is expected that water mains required within the development lands to complete the loop will be oversized by developers.

It is expected that the cost of the portion of the water main fronting new development areas will be paid back as part of future development agreements. New connections to the water main will not be permitted until the full range of services is installed.

The expected life of this asset is over 50 years.

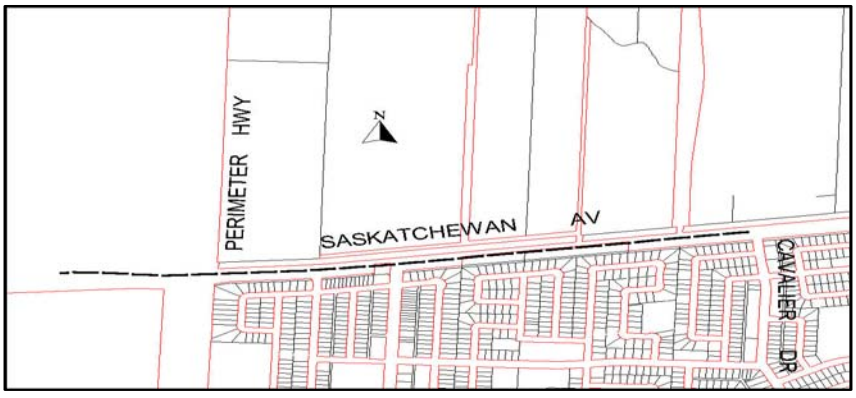

Project Name: **Transcona Water Main Reliability Upgrade**

Department: Water and Waste
Project: 2013500116
Service: Water
OurWinnipeg: Environment

AUTHORIZATION	Previous Budgets	2016 Estimate	FORECAST 2017	2018	2019	2020	2021	Five-Year Forecast Total	Six-Year Total
Project Costs ($000's)	-	-	-	5,788	-	-	-	5,788	5,788
Financed by:									
Retained Earnings				5,788				5,788	5,788

CASH FLOW	2016	2017	2018	2019	2020	2021	Beyond 2021	Total
Project Costs ($000's)	-	-	5,788	-	-	-	-	5,788
Financed by:								
Retained Earnings			5,788					5,788

NET OPERATING IMPACT ($000's)	2016	2017	2018
Operating costs			
External debt and finance charges			
Transfer to General Capital Fund			
Total Direct Costs	-	-	-
Less: Incremental Revenue/Recovery			
Net Cost/(Benefit)	-	-	-
Incremental Full Time Equivalent Positions	-	-	-

Class Estimate: 3

Water supply redundancy in South Transcona is required. The Discoloured Water Investigation Study undertaken in 2013 recommended that the City investigate opportunities to minimize water age (water travel time) in the water distribution system. These concerns in East Winnipeg can be mitigated by the construction of a 3 km. long, 300 mm diameter watermain along Dugald Road from McFadden Avenue to Ravenhurst Street and along Ravenhurst Street from Dugald Road to Pandora Avenue East. It is expected that the cost of the portion of the watermain fronting new development areas will be paid back as part of future development agreements. New connections to the watermain will not be permitted until the full range of services is installed.

Funding in 2018 will include $5,000,000 in re-budgeted amounts from previously approved Capital Budgets.

The expected life of this asset is over 50 years.

Project Name: **Feeder Main Condition Assessment and Rehabilitation**

Department: Water and Waste
Project: 20040007yy

Service: Water
OurWinnipeg: Environment

AUTHORIZATION	Previous Budgets	2016 Estimate	FORECAST 2017	2018	2019	2020	2021	Five-Year Forecast Total	Six-Year Total
Project Costs ($000's)	N/A *	1,000	1,000	1,000	750	1,500	1,500	5,750	6,750
Financed by:									
Retained Earnings		1,000	1,000	1,000	750	1,500	1,500	5,750	6,750

CASH FLOW	2016	2017	2018	2019	2020	2021	Beyond 2021	Total
Project Costs ($000's)	1,000	1,000	1,000	750	1,500	1,500	-	6,750
Financed by:								
Retained Earnings	1,000	1,000	1,000	750	1,500	1,500		6,750

NET OPERATING IMPACT ($000's)	2016	2017	2018
Operating costs			
External debt and finance charges			
Transfer to General Capital Fund			
Total Direct Costs	-	-	-
Less: Incremental Revenue/Recovery			
Net Cost/(Benefit)	-	-	-
Incremental Full Time Equivalent Positions	-	-	-

Class Estimate: Not applicable, as this is a scalable program

Feeder mains are specialized pipes which are unique in size, materials, construction techniques, and failure modes. The majority of feeder mains were installed in the 1960's and require inspection, testing, and maintenance to preserve the asset.

The program will also include replacement of valves and operators, related pipe connections, valve chambers, structural assessments, and restoration works. This is an ongoing program with additional funding being included in future years.

* N/A - No amounts have been included in the "Previous Budgets" due to this project's on-going nature.

Project Name: **Building Renovations - 1199 Pacific Avenue**

Department: Water and Waste
Project: 20010008yy

Service: Water
OurWinnipeg: Environment

AUTHORIZATION	Previous Budgets	2016 Estimate	FORECAST 2017	2018	2019	2020	2021	Five-Year Forecast Total	Six-Year Total
Project Costs ($000's)	-	-	-	110	-	-	-	110	110
Financed by:									
Retained Earnings				110				110	110

CASH FLOW	2016	2017	2018	2019	2020	2021	Beyond 2021	Total
Project Costs ($000's)	-	-	110	-	-	-	-	110
Financed by:								
Retained Earnings			110					110

NET OPERATING IMPACT ($000's)	2016	2017	2018
Operating costs			
External debt and finance charges			
Transfer to General Capital Fund			
Total Direct Costs	-	-	-
Less: Incremental Revenue/Recovery			
Net Cost/(Benefit)	-	-	-
Incremental Full Time Equivalent Positions	-	-	-

Class Estimate: 3

Building reconfiguration and renovations are necessary to expand meeting space and accommodate project staff working on the wastewater improvement program. Relocation of expanded Solid Waste and Information Systems and Technology divisions has resulted in a need to reconfigure the space.

Funds included in 2018 are to develop a master plan for long-term options.

Project Name: **Customer Billing and Work Management Systems Upgrades Program**

Department: Water and Waste
Project: 20100012yy

Service: Water
OurWinnipeg: Environment

AUTHORIZATION	Previous Budgets	2016 Estimate	FORECAST 2017	2018	2019	2020	2021	Five-Year Forecast Total	Six-Year Total
Project Costs ($000's)	-	380	495	985	545	255	235	2,515	2,895
Financed by:									
Retained Earnings		380	495	985	545	255	235	2,515	2,895

CASH FLOW	2016	2017	2018	2019	2020	2021	Beyond 2021	Total
Project Costs ($000's)	380	495	985	545	255	235	-	2,895
Financed by:								
Retained Earnings	380	495	985	545	255	235		2,895

NET OPERATING IMPACT ($000's)	2016	2017	2018
Operating costs			
External debt and finance charges			
Transfer to General Capital Fund			
Total Direct Costs	-	-	-
Less: Incremental Revenue/Recovery			
Net Cost/(Benefit)	-	-	-
Incremental Full Time Equivalent Positions	-	-	-

Class Estimate: 3 - applies to 2016 only

The City of Winnipeg Water and Waste Department (WWD) relies on two large utility-based, third party, commercially available, off the shelf applications known as Oracle Customer Care and Billing system (CCB), and Oracle Work Asset Management (WAM). These were implemented in 2009 and 2001, respectively.

CCB is used to manage customer accounts and collections for Water, Wastewater and Solid Waste services. WAM is used in the delivery of Water and Wastewater services for work planning, management, infrastructure preventative maintenance and renewal programs. Both CCB and WAM require ongoing product updates to ensure they are fully operational.

Information Systems & Technology Division needs to keep software assets current and operational. A new system will ensure we are able to minimize service disruptions to front line service operations that support Public Health and protect against lost revenue due to inaccurate billing.

A large, enterprise-based software system, complete with lifecycle management planning, is required in order to address the growth in capacity, enhance system recovery, manage the complexity of enhanced functionality and increase operational integrity.

In 2016, funding includes $380,000 in re-budgeted amounts from previously approved Capital Budgets. The funding for this project will be split between the Waterworks System Fund and the Sewage Disposal Fund.

The estimated life of this asset is 10 years.

Project Name: **Web Self Service**

Department: Water and Waste
Project: 20100011yy

Service: Water
OurWinnipeg: Environment

AUTHORIZATION	Previous Budgets	2016 Estimate	FORECAST 2017	2018	2019	2020	2021	Five-Year Forecast Total	Six-Year Total
Project Costs ($000's)	-	400	-	-	-	-	-	-	400
Financed by:									
Retained Earnings		400						-	400

CASH FLOW	2016	2017	2018	2019	2020	2021	Beyond 2021	Total
Project Costs ($000's)	400	-	-	-	-	-	-	400
Financed by:								
Retained Earnings	400							400

NET OPERATING IMPACT ($000's)	2016	2017	2018
Operating costs			
External debt and finance charges			
Transfer to General Capital Fund			
Total Direct Costs	-	-	-
Less: Incremental Revenue/Recovery			
Net Cost/(Benefit)	-	-	-
Incremental Full Time Equivalent Positions	-	-	-

Class Estimate: 3

Utility companies in North America provide their customers with the ability to perform billing functions online, and customers have developed an expectation that online billing tools will be available for them. In Manitoba, most utility companies (such as Manitoba Hydro, MTS) already provide these online billing tools to their customers. The City has yet to provide this service to its customers. It is expected that the demand for this type of customer service will further increase as Canada Post continues to eliminate home mail delivery.

Further, about 40% of calls coming in to the Contact Centre are related to payment and balance inquiry and by allowing customers to access their account information directly, the number of calls coming into the Contact Centre will be reduced. The reduction of incoming calls to the Contact Centre will result in shorter wait times for other customer inquiries.

The estimated life of this asset is 10 years.

Project Name: **Water Main Renewals**

Department: Water and Waste
Project: 201300xxyy

Service: Water
OurWinnipeg: Environment

AUTHORIZATION	Previous Budgets	2016 Estimate	FORECAST 2017	2018	2019	2020	2021	Five-Year Forecast Total	Six-Year Total
Project Costs ($000's)	N/A *	19,000	19,500	19,500	20,000	20,500	22,000	101,500	120,500
Financed by:									
Water Main Renewal Reserve		19,000	19,500	19,500	20,000	20,500	22,000	101,500	120,500

CASH FLOW	2016	2017	2018	2019	2020	2021	Beyond 2021	Total
Project Costs ($000's)	19,000	19,500	19,500	20,000	20,500	22,000	-	120,500
Financed by:								
Water Main Renewal Reserve	19,000	19,500	19,500	20,000	20,500	22,000		120,500

NET OPERATING IMPACT ($000's)	2016	2017	2018
Operating costs			
External debt and finance charges			
Transfer to General Capital Fund			
Total Direct Costs	-	-	-
Less: Incremental Revenue/Recovery			
Net Cost/(Benefit)	-	-	-
Incremental Full Time Equivalent Positions	-	-	-

Class Estimate: Not applicable, as this is a scalable program

This project is a continuing program to replace and/or rehabilitate deteriorating water main infrastructure. Funding is used for water main replacement, cathodic protection, valve and hydrant replacement/rehabilitation, correction of dead end mains, upgrading of substandard mains, water system studies, assessments, replacement of problem water services within the City right-of-way and hydraulic improvements for fire protection purposes. Funding is also used for integrated rights-of-way renewal programs coordinated with the Public Works Department. Additional funding has been added to the program due to the escalation in construction costs. The expected remaining life of each rehabilitated water main ranges from 20 to 80 years, depending on the rehabilitation technology and the asset condition.

* N/A - No amounts have been included in the "Previous Budgets" due to this project's on-going nature.

Project Name: **Biosolids - Alternative Disposal Delivery and Management System**

Department: Water and Waste
Project: 203110004B
Service: Wastewater
OurWinnipeg: Environment

AUTHORIZATION	Previous Budgets	2016 Estimate	FORECAST 2017	2018	2019	2020	2021	Five-Year Forecast Total	Six-Year Total
Project Costs ($000's)	16,404	500	-	22,050	-	-	1,000	23,050	23,550
Financed by:									
Environmental Projects Reserve		500						-	500
Retained Earnings				22,050			1,000	23,050	23,050

CASH FLOW	2016	2017	2018	2019	2020	2021	Beyond 2021	Total
Project Costs ($000's)	-	500	1,200	2,100	8,200	10,500	1,050	23,550
Financed by:								
Environmental Projects Reserve		500						500
Retained Earnings			1,200	2,100	8,200	10,500	1,050	23,050

NET OPERATING IMPACT ($000's)	2016	2017	2018
Operating costs			
External debt and finance charges			
Transfer to General Capital Fund			
Total Direct Costs	-	-	-
Less: Incremental Revenue/Recovery			
Net Cost/(Benefit)	-	-	-
Incremental Full Time Equivalent Positions	-	-	-

Class Estimate: 4

The City of Winnipeg has reviewed its land application practices of biosolids relative to regulation requirements, emerging requirements associated with nutrient management regulations, changes to quantity and quality from upgraded sewage treatment plants, and risk and criticality assessments done at all three plants. The City will have to implement a new biosolids management program as a result of the Provincial Nutrient Management Regulation.

The current biosolids management program will need to be modified to satisfy the Regulation and will require significant capital investment and transition time to implement the required changes. A Biosolids Master Plan has identified potential options, costs, and timeframes to implement a new biosolids management program, which will comply with the Water Protection Act. Funds included are for engineering, design, and construction for the treatment, storage, and disposal of biosolids.

Previously approved funding in the amount of $53,240,000 was consolidated with the North End Sewage Treatment Plant (NEWPCC) - Nutrient Removal/Upgrade budget.

The Land Application project is currently a class 4 estimate pending formal approval on the Biosolids Master Plan. Preliminary work will update costs to a class 3 estimate prior to construction.

The expected life of the facilities is 50 years and the expected life of the mechanical components are 25 years.

Project Name: **Wastewater System Security Upgrades**

Department: Water and Waste
Project: 20300015yy
Service: Wastewater
OurWinnipeg: Environment

AUTHORIZATION	Previous Budgets	2016 Estimate	FORECAST 2017	2018	2019	2020	2021	Five-Year Forecast Total	Six-Year Total
Project Costs ($000's)	N/A *	-	-	-	500	500	500	1,500	1,500
Financed by:									
Retained Earnings					500	500	500	1,500	1,500

CASH FLOW	2016	2017	2018	2019	2020	2021	Beyond 2021	Total
Project Costs ($000's)	-	-	-	500	500	500	-	1,500
Financed by:								
Retained Earnings				500	500	500		1,500

NET OPERATING IMPACT ($000's)	2016	2017	2018
Operating costs			
External debt and finance charges			
Transfer to General Capital Fund			
Total Direct Costs	-	-	-
Less: Incremental Revenue/Recovery			
Net Cost/(Benefit)	-	-	-
Incremental Full Time Equivalent Positions	-	-	-

Class Estimate: 5

The wastewater system is made up of complex infrastructure of sewers and pumping stations that convey sewage from Winnipeg homes and businesses to one of three sewage treatment plants.

Operating the wastewater system is subject to legislation including City By-Laws, the Public Health Act, Operator Certification Regulations, Workplace Safety and Health Act and the Environment Act.

Safeguarding our infrastructure from accidental or intentional damage or destruction is critical to protecting public health and safety, preserving the environment and ensuring economic stability.

Funding in 2019 - 2021 will be for consulting, engineering, and construction services following the development of a Master Plan for the Department's overall security initiative.

* N/A - No amounts have been included in the "Previous Budgets" due to this project's on-going nature.

Project Name: **North End Sewage Treatment Plant (NEWPCC) - Nutrient Removal / Upgrade**

Department: Water and Waste
Project: 203110013B
Service: Wastewater
OurWinnipeg: Environment

AUTHORIZATION	Previous Budgets	2016 Estimate	FORECAST 2017	2018	2019	2020	2021	Five-Year Forecast Total	Six-Year Total
Project Costs ($000's)	143,214	651,396	-	-	-	-	-	-	651,396
Financed by:									
Retained Earnings		54,661						-	54,661
Environmental Projects Reserve		17,449							17,449
External Debt		579,286							579,286

CASH FLOW	2016	2017	2018	2019	2020	2021	Beyond 2021	Total
Project Costs ($000's)	20,253	31,818	84,325	170,000	175,000	170,000	-	651,396
Financed by:								
Retained Earnings	20,000	30,000	4,661					54,661
Environmental Projects Reserve	253	1,818	15,378					17,449
External Debt			64,286	170,000	175,000	170,000		579,286

NET OPERATING IMPACT ($000's)	2016	2017	2018
Operating costs			
External debt and finance charges			2,809
Transfer to General Capital Fund			
Total Direct Costs	-	-	2,809
Less: Incremental Revenue/Recovery			
Net Cost/(Benefit)	-	-	2,809
Incremental Full Time Equivalent Positions	-	-	-

Class Estimate: 5

The name of this program has changed from "North End Water Pollution Control Centre (NEWPCC) - Nutrient Removal / Upgrade" to "North End Sewage Treatment Plant (NEWPCC) - Nutrient Removal / Upgrade".

An Environment Act Licence has been issued for the North End Sewage Treatment Plant (NEWPCC) requiring treatment for nitrogen (N) and phosphorus (P). The implementation of a nutrient removal (NR) process will require a major plant expansion and, given the age of the existing structure and the complexity of phasing the construction, several new facilities will be constructed as part of this project.

The North End Sewage Treatment Plant (NEWPCC) - Nutrient Removal/Upgrade project will be delivered through a design-build procurement model. This includes the procurement of a Fairness Advisor to facilitate the award of the design-build contract, the funds are required in 2016.

Previously approved funding in the amount of $53,240,000 was consolidated from the Biosolids - Alternative Disposal Delivery and Management System project.

The NEWPCC - Raw Sewage Pump Replacement project will be undertaken with this project.

The current funding requirements are based on the Facility Plan (class 5) report. Funding requirements will be revised as engineering progresses; cost estimates will be updated to class 3 prior to construction.

The expected life of the structures is 50 years, the expected life of electrical and mechanical components are 25 years, and the expected life for computer related systems is 10 years.

Project Name: **West End Sewage Treatment Plant (WEWPCC) - Effluent Monitoring Station**

Department: Water and Waste
Project: 203310010B
Service: Wastewater
OurWinnipeg: Environment

AUTHORIZATION	Previous Budgets	2016 Estimate	FORECAST 2017	2018	2019	2020	2021	Five-Year Forecast Total	Six-Year Total
Project Costs ($000's)	1,250	450	-	-	-	-	-	-	450
Financed by:									
Retained Earnings		450						-	450

CASH FLOW	2016	2017	2018	2019	2020	2021	Beyond 2021	Total
Project Costs ($000's)	450	-	-	-	-	-	-	450
Financed by:								
Retained Earnings	450							450

NET OPERATING IMPACT ($000's)	2016	2017	2018
Operating costs			
External debt and finance charges			
Transfer to General Capital Fund			
Total Direct Costs	-	-	-
Less: Incremental Revenue/Recovery			
Net Cost/(Benefit)	-	-	-
Incremental Full Time Equivalent Positions	-	-	-

Class Estimate: 5

The name of this project has changed from "West End Water Pollution Control Centre (WEWPCC) - Settling Improvement" to "West End Sewage Treatment Plant (WEWPCC) - Effluent Monitoring Station".

Final effluent flow measurement is a licence requirement. This project will install an effluent flowmeter and flow proportional sampler.

The current funding requirements are based on a class 5 estimate. Cost estimates will be revised to class 3 through preliminary engineering prior to construction.

The expected life for this asset is approximately 15 years.

Project Name: **Process Control System Master Plan and Upgrade**

Department: Water and Waste
Project: 20400006yy
Service: Wastewater
OurWinnipeg: Environment

AUTHORIZATION	Previous Budgets	2016 Estimate	FORECAST 2017	2018	2019	2020	2021	Five-Year Forecast Total	Six-Year Total
Project Costs ($000's)	8,000	-	-	5,000	-	-	-	5,000	5,000
Financed by:									
Retained Earnings				5,000				5,000	5,000

CASH FLOW	2016	2017	2018	2019	2020	2021	Beyond 2021	Total
Project Costs ($000's)	-	-	5,000	-	-	-	-	5,000
Financed by:								
Retained Earnings			5,000					5,000

NET OPERATING IMPACT ($000's)	2016	2017	2018
Operating costs			
External debt and finance charges			
Transfer to General Capital Fund			
Total Direct Costs	-	-	-
Less: Incremental Revenue/Recovery			
Net Cost/(Benefit)	-	-	-
Incremental Full Time Equivalent Positions	-	-	-

Class Estimate: 5

The name of this project has changed from "WPCC - Distributed Control System (DCS) & Human Machine Interface (HMI) upgrades" to "Process Control System Master Plan and Upgrade".

The Water and Waste Department's three sewage treatment plants utilize an ABB Infi90 Distributed Control System (DCS) with an ABB Process Control View (PCV) Human Machine Interface (HMI). It is an intricate network of specialized computers that monitor thousands of sensors throughout the plants and controls the treatment processes by making calculations and adjustments prescribed by operators and process control analysts using the HMI. This hardware was purchased between 1998 and 2003.

The DCS system was installed in the early 1990's, with the oldest installation at the North End Sewage Treatment Plant (NEWPCC) facility. The DCS system is nearing end of life for all sewage treatment plants.

An Automation Master Plan was developed for all sewage treatment plants in 2012. The DCS system will be replaced with a Programmable Logic Controller (PLC) based system.

This project will develop a master plan for the process control system to ensure long-term operational reliability.

Work is ongoing with the vendor to define the scope of options to meet the operation reliability objectives. The cost estimate will be refined prior to undertaking upgrades.

The expected life of this asset is 15 years.

Project Name: **Asset Refurbishment and Replacement Program**

Department: Water and Waste
Project: 20300005yy

Service: Wastewater
OurWinnipeg: Environment

AUTHORIZATION	Previous Budgets	2016 Estimate	FORECAST 2017	2018	2019	2020	2021	Five-Year Forecast Total	Six-Year Total
Project Costs ($000's)	N/A *	2,000	2,000	2,000	2,000	2,000	2,000	10,000	12,000
Financed by:									
Retained Earnings		2,000	2,000	2,000	2,000	2,000	2,000	10,000	12,000

CASH FLOW	2016	2017	2018	2019	2020	2021	Beyond 2021	Total
Project Costs ($000's)	2,000	2,000	2,000	2,000	2,000	2,000	-	12,000
Financed by:								
Retained Earnings	2,000	2,000	2,000	2,000	2,000	2,000		12,000

NET OPERATING IMPACT ($000's)	2016	2017	2018
Operating costs			
External debt and finance charges			
Transfer to General Capital Fund			
Total Direct Costs	-	-	-
Less: Incremental Revenue/Recovery			
Net Cost/(Benefit)	-	-	-
Incremental Full Time Equivalent Positions	-	-	-

Class Estimate: Not applicable, as this is a scalable program

The name of this project has changed from "WPCC - Asset Refurbishment and Replacement Project " to "Asset Refurbishment and Replacement Program ".

A risk and criticality review of the City's three sewage treatment plants has been undertaken to assess the condition of assets and to develop a refurbishment and replacement plan for the next 25 years. The improvements identified will address process reliability, mechanical, electrical, structural components, building envelope and safety at all three locations. Operational efficiency improvements will also be identified and implemented in a coordinated fashion with the enhanced maintenance program.

Asset assessment and plan development are ongoing which will continue to address items as identified.

Cost estimates for individual projects within this program will be revised to class 3 through preliminary engineering prior to construction.

The expected life of the structure upgrades is 50 years and the expected life of the electrical and mechanical components is 25 years.

* N/A - No amounts have been included in the "Previous Budgets" due to this project's on-going nature.

Project Name: **Oracle Work Asset Management (OWAM) Fine Grain Access**

Department: Water and Waste
Project: 20400016yy
Service: Wastewater
OurWinnipeg: Environment

AUTHORIZATION	Previous Budgets	2016 Estimate	FORECAST 2017	2018	2019	2020	2021	Five-Year Forecast Total	Six-Year Total
Project Costs ($000's)	-	795	-	-	-	-	-	-	795
Financed by:									
Retained Earnings		795						-	795

CASH FLOW	2016	2017	2018	2019	2020	2021	Beyond 2021	Total
Project Costs ($000's)	795	-	-	-	-	-	-	795
Financed by:								
Retained Earnings	795							795

NET OPERATING IMPACT ($000's)	2016	2017	2018
Operating costs		35	36
External debt and finance charges			
Transfer to General Capital Fund			
Total Direct Costs	-	35	36
Less: Incremental Revenue/Recovery			
Net Cost/(Benefit)	-	35	36
Incremental Full Time Equivalent Positions	-	-	-

Class Estimate: 5

This project will allow the sewage treatment plants to expand their use of Oracle Work Asset Management (OWAM) to support maintenance execution and cost control. In addition, completion of this project will provide the Winnipeg Sewage Treatment Program access to treatment plant operations and maintenance data, improving their ability to provide support and recommendations to the treatment program.

Preliminary scoping is being undertaken to update the project to a class 3 cost estimate prior to implementation.

The estimated life of this asset is 10 years.

Project Name: **Wastewater Information Management System (WIMS) Dashboard**

Department: Water and Waste
Project: 20400017yy

Service: Wastewater
OurWinnipeg: Environment

AUTHORIZATION	Previous Budgets	2016 Estimate	FORECAST 2017	2018	2019	2020	2021	Five-Year Forecast Total	Six-Year Total
Project Costs ($000's)	-	1,400	-	-	-	-	-	-	1,400
Financed by:									
Retained Earnings		1,400						-	1,400

CASH FLOW	2016	2017	2018	2019	2020	2021	Beyond 2021	Total
Project Costs ($000's)	1,400	-	-	-	-	-	-	1,400
Financed by:								
Retained Earnings	1,400							1,400

NET OPERATING IMPACT ($000's)	2016	2017	2018
Operating costs		127	130
External debt and finance charges			
Transfer to General Capital Fund			
Total Direct Costs	-	127	130
Less: Incremental Revenue/Recovery			
Net Cost/(Benefit)	-	127	130
Incremental Full Time Equivalent Positions	-	-	-

Class Estimate: 5

The purpose of the Wastewater Information Management System (WIMS) project is to provide wastewater treatment operation with a business tool, using a proprietary software, which allows efficient collection, analysis and reporting of operational process data allowing timely and informed process control decision making and improved operational efficiency.

Preliminary scoping is being undertaken to update the project to a class 3 cost estimate prior to implementation.

The estimated life of this asset is 10 years.

Project Name: **Arc Flash Hazard Analysis and Remediation**

Department: Water and Waste
Project: 20300018yy
Service: Wastewater
OurWinnipeg: Environment

AUTHORIZATION	Previous Budgets	2016 Estimate	FORECAST 2017	2018	2019	2020	2021	Five-Year Forecast Total	Six-Year Total
Project Costs ($000's)	2,008	-	1,100	400	-	-	-	1,500	1,500
Financed by:									
Retained Earnings			1,100	400				1,500	1,500

CASH FLOW	2016	2017	2018	2019	2020	2021	Beyond 2021	Total
Project Costs ($000's)	-	930	420	150	-	-	-	1,500
Financed by:								
Retained Earnings		930	420	150				1,500

NET OPERATING IMPACT ($000's)	2016	2017	2018
Operating costs			
External debt and finance charges			
Transfer to General Capital Fund			
Total Direct Costs	-	-	-
Less: Incremental Revenue/Recovery			
Net Cost/(Benefit)	-	-	-
Incremental Full Time Equivalent Positions	-	-	-

Class Estimate: 3

As part of the Canadian Standards Association Occupational Health and Safety program, a new standard entitled CSA Z462, Workplace Electrical Safety Standard has been adopted within the new Canadian Electrical Code.

The program will implement the recommendations from the Arc Flash Study on a priority/risk basis in conjunction with other electrical upgrades at the Department's facilities. This work includes decreasing the potential arc flash energy at various distribution points, upgrading equipment to lower fault energies, procuring personal protective equipment and providing training. This is for compliance to the arc flash requirements in the Electrical Code.

The expected life of asset is 50 years.

Project Name: **Lift Stations Upgrading**

Department: Water and Waste
Project: 20350001yy

Service: Wastewater
OurWinnipeg: Environment

AUTHORIZATION	Previous Budgets	2016 Estimate	FORECAST 2017	2018	2019	2020	2021	Five-Year Forecast Total	Six-Year Total
Project Costs ($000's)	N/A *	2,450	2,582	2,722	2,870	3,028	3,150	14,352	16,802
Financed by:									
Retained Earnings		2,450	2,582	2,722	2,870	3,028	3,150	14,352	16,802

CASH FLOW	2016	2017	2018	2019	2020	2021	Beyond 2021	Total
Project Costs ($000's)	2,450	2,582	2,722	2,870	3,028	3,150	-	16,802
Financed by:								
Retained Earnings	2,450	2,582	2,722	2,870	3,028	3,150		16,802

NET OPERATING IMPACT ($000's)	2016	2017	2018
Operating costs			
External debt and finance charges			
Transfer to General Capital Fund			
Total Direct Costs	-	-	-
Less: Incremental Revenue/Recovery			
Net Cost/(Benefit)	-	-	-
Incremental Full Time Equivalent Positions	-	-	-

Class Estimate: Not applicable, as this is a scalable program

This project is part of a continuing program for mitigating hydraulic, structural, safety, odour and aesthetic problems, as well as for undertaking capacity assessments as required for the 74 lift stations and associated force mains, gate chambers, and related works in the sewage collection system. For maximum effectiveness the program must be on a planned and continuous basis.

The program will include a condition assessment of all lift stations to establish future funding requirements.

Funds for the Burrows upgrade in 2016 are currently class 4 estimate as detailed design for this work will be undertaken to improve the class estimate prior to construction.

The expected life of this asset is 50 years.

* N/A - No amounts have been included in the "Previous Budgets" due to this project's on-going nature.

Project Name: **Plessis Road Interceptor**

Department: Water and Waste
Project: 20370013yy

Service: Wastewater
OurWinnipeg: Environment

AUTHORIZATION	Previous Budgets	2016 Estimate	FORECAST 2017	2018	2019	2020	2021	Five-Year Forecast Total	Six-Year Total
Project Costs ($000's)	-	-	7,300	-	-	-	-	7,300	7,300
Financed by:									
Retained Earnings			7,300					7,300	7,300

CASH FLOW	2016	2017	2018	2019	2020	2021	Beyond 2021	Total
Project Costs ($000's)	-	7,300	-	-	-	-	-	7,300
Financed by:								
Retained Earnings		7,300						7,300

NET OPERATING IMPACT ($000's)	2016	2017	2018
Operating costs			
External debt and finance charges			
Transfer to General Capital Fund			
Total Direct Costs	-	-	-
Less: Incremental Revenue/Recovery			
Net Cost/(Benefit)	-	-	-
Incremental Full Time Equivalent Positions	-	-	-

Class Estimate: 4

This project includes construction of an interceptor sewer to service lands in future developments in the North Transcona sector of the City of Winnipeg, which is designated as Precinct "I" in OurWinnipeg.

The expected life of this asset is 75 years.

Project Name: **Kenaston Boulevard Interceptor**

Department: Water and Waste
Project: 20370014yy
Service: Wastewater
OurWinnipeg: Environment

AUTHORIZATION	Previous Budgets	2016 Estimate	FORECAST 2017	2018	2019	2020	2021	Five-Year Forecast Total	Six-Year Total
Project Costs ($000's)	-	-	-	-	-	-	6,442	6,442	6,442
Financed by:									
Retained Earnings							6,442	6,442	6,442

CASH FLOW	2016	2017	2018	2019	2020	2021	Beyond 2021	Total
Project Costs ($000's)	-	-	-	-	-	6,442	-	6,442
Financed by:								
Retained Earnings						6,442		6,442

NET OPERATING IMPACT ($000's)	2016	2017	2018
Operating costs			
External debt and finance charges			
Transfer to General Capital Fund			
Total Direct Costs	-	-	-
Less: Incremental Revenue/Recovery			
Net Cost/(Benefit)	-	-	-
Incremental Full Time Equivalent Positions	-	-	-

Class Estimate: 4

This project includes construction of an interceptor sewer to service lands in future developments in the southwest sector of the City of Winnipeg, as part of a planned Fort Whyte residential area southeast of Wilkes Avenue and McCreary Road.

The expected life of this asset is 75 years.

Project Name: **Combined Sewer Overflow and Basement Flood Management Strategy**

Department: Water and Waste
Project: 20380001yy
Service: Wastewater
OurWinnipeg: Environment

AUTHORIZATION	Previous Budgets	2016 Estimate	FORECAST 2017	2018	2019	2020	2021	Five-Year Forecast Total	Six-Year Total
Project Costs ($000's)	N/A *	12,699	19,800	32,764	32,300	35,784	21,518	142,166	154,865
Financed by:									
Environmental Projects Reserve		12,699	19,800	32,764	32,300	35,784	21,518	142,166	154,865

CASH FLOW	2016	2017	2018	2019	2020	2021	Beyond 2021	Total
Project Costs ($000's)	8,874	20,925	25,931	40,033	35,584	21,518	2,000	154,865
Financed by:								
Environmental Projects Reserve	8,874	20,925	25,931	40,033	35,584	21,518	2,000	154,865

NET OPERATING IMPACT ($000's)	2016	2017	2018
Operating costs	42	44	44
External debt and finance charges			
Transfer to General Capital Fund			
Total Direct Costs	42	44	44
Less: Incremental Revenue/Recovery			
Net Cost/(Benefit)	42	44	44
Incremental Full Time Equivalent Positions	-	-	-

Class Estimate: Not applicable, as this is a scalable program

The Combined Sewer Flood Relief program from the General Capital Fund - Land Drainage and Flood Control is amalgamated with the Combined Sewer Overflow (CSO) Management Strategy & Miscellaneous Mitigation project. The new amalgamated Capital program is called the Combined Sewer Overflow and Basement Flood Management Strategy and will be driven by the Combined Sewer Overflow Master Plan which is being developed to meet the requirements of the Environment Act Licence No. 3042. The Combined Sewer Overflow Master Plan will be completed by December 31, 2017.

It is the intent to create a multi-year combined sewer overflow and basement flood mitigation program that integrates with other major sewer programs, including work on sewer condition assessments and upgrading programs under the sewer renewals program and the sewage treatment plant upgrading programs.

The program objectives are:

- to comply with the regulators to mitigate the impact of CSO's on the local water courses and protect the public interest,

- to reduce the amount of wet weather flow to the sewage treatment plants,

- to reduce the number of basement flooding incidents in both combined and separate sewer districts.

Funds budgeted are for the development of a CSO Master Implementation plan, technical and economic analyses, program development, staging of mitigation works, annual monitoring programs, pilot studies, land acquisition, integration with other major sewer programs, overflow monitoring and reporting, and initiation and implementation of control measures, including SCADA (Supervisory Control and Data Acquisition). These funds will also be used for the planning, design and construction of sewer relief works for basement flooding and CSO mitigation. Also a portion of the funds will be used for sewer flow and meteorological monitoring in advance of design as well as public communication and education on basement flood protection and combined sewer overflows.

Combined Sewer Overflow and Basement Flood Management Strategy (continued):

Forecasted funding includes the following re-budgeted amounts from previously approved Capital Budgets.

2018 - $3,000,000
2019 - $3,000,000
2020 - $3,000,000
2021 - $3,000,000

All projects will be updated to a class 3 cost estimate through detailed design prior to any construction work.

The expected life of the sewers is 50 years, mechanical components is 25 years and SCADA system is 10 years.

* N/A - No amounts have been included in the "Previous Budgets" due to this project's on-going nature.

Project Name: **Comminutor Chamber Rehabilitation Program**

Department: Water and Waste
Project: 20300030yy
Service: Wastewater
OurWinnipeg: Environment

AUTHORIZATION	Previous Budgets	2016 Estimate	FORECAST 2017	2018	2019	2020	2021	Five-Year Forecast Total	Six-Year Total
Project Costs ($000's)	1,750	1,000	1,100	1,100	1,200	-	-	3,400	4,400
Financed by:									
Retained Earnings		1,000	1,100	1,100	1,200			3,400	4,400

CASH FLOW	2016	2017	2018	2019	2020	2021	Beyond 2021	Total
Project Costs ($000's)	1,000	1,100	1,100	1,200	-	-	-	4,400
Financed by:								
Retained Earnings	1,000	1,100	1,100	1,200				4,400

NET OPERATING IMPACT ($000's)	2016	2017	2018
Operating costs			
External debt and finance charges			
Transfer to General Capital Fund			
Total Direct Costs	-	-	-
Less: Incremental Revenue/Recovery			
Net Cost/(Benefit)	-	-	-
Incremental Full Time Equivalent Positions	-	-	-

Class Estimate: 4

This program involves the rehabilitation of 19 sewage pump stations which have decommissioned comminutor chambers associated with them. These stations currently have open concrete flumes located inside the station which wastewater flows through. Due to these open flumes, high levels of Hydrogen sulfide (H2S) and excessive moisture have caused corrosion damage to electrical equipment, remote terminal unit (RTU) panels, motor control centers (MCC) and the electric motors. Installation of a closed pipe through these open flumes will reduce the levels of H2S in the stations and therefore reduce the amount of corrosion to the equipment in these stations and will improve station reliability.

Preliminary design work will provide a class 3 cost estimate prior to construction.

The expected life of this asset is 50 years.

Project Name: **Northeast Interceptor River Crossing Upgrade**

Department: Water and Waste
Project: 20370015yy
Service: Wastewater
OurWinnipeg: Environment

AUTHORIZATION	Previous Budgets	2016 Estimate	FORECAST 2017	2018	2019	2020	2021	Five-Year Forecast Total	Six-Year Total
Project Costs ($000's)	1,500	11,000	-	-	-	-	-	-	11,000
Financed by:									
Retained Earnings		11,000						-	11,000

CASH FLOW	2016	2017	2018	2019	2020	2021	Beyond 2021	Total
Project Costs ($000's)	5,500	5,500	-	-	-	-	-	11,000
Financed by:								
Retained Earnings	5,500	5,500						11,000

NET OPERATING IMPACT ($000's)	2016	2017	2018
Operating costs			
External debt and finance charges			
Transfer to General Capital Fund			
Total Direct Costs	-	-	-
Less: Incremental Revenue/Recovery			
Net Cost/(Benefit)	-	-	-
Incremental Full Time Equivalent Positions	-	-	-

Class Estimate: 5

The Northeast Interceptor collects wastewater from the northeast quadrant of Winnipeg and conveys it to the North End Sewage Treatment Plant (NEWPCC). The last section of the interceptor consists of a siphon under the Red River. This allows all flows from the Northeast Interceptor to cross the Red River to the NEWPCC. This crossing is located just south of the Chief Peguis Trail Bridge. This crossing, constructed in the 1970's, consists of two pipes that were laid on the bottom of the Red River; 800 mm and 500 mm diameters.

At the time of construction, provisions for a third pipe were made. The third pipe was planned to be 900mm diameter and would be constructed when flows reached a point where the additional capacity was required. Currently, if there is a failure of one of the pipes, there is insufficient capacity for all the wastewater flow in a single pipe.

Some of the areas that are serviced by this interceptor have basement flood protection levels of service that need to be improved. These upgrades will increase the flow that needs to be conveyed to NEWPCC through the siphons. Extra capacity will be needed in the siphons to facilitate these projects.

Detailed design work will provide a class 3 cost estimate prior to construction in 2016.

The expected life of this asset is 75 years.

Project Name: **D'Arcy Lift Station Load Shedding Upgrade**

Department: Water and Waste
Project: 2035001616
Service: Wastewater
OurWinnipeg: Environment

AUTHORIZATION	Previous Budgets	2016 Estimate	FORECAST 2017	2018	2019	2020	2021	Five-Year Forecast Total	Six-Year Total
Project Costs ($000's)	-	400	-	-	-	-	-	-	400
Financed by:									
Retained Earnings		400						-	400

CASH FLOW	2016	2017	2018	2019	2020	2021	Beyond 2021	Total
Project Costs ($000's)	400	-	-	-	-	-	-	400
Financed by:								
Retained Earnings	400							400

NET OPERATING IMPACT ($000's)	2016	2017	2018
Operating costs			
External debt and finance charges			
Transfer to General Capital Fund			
Total Direct Costs	-	-	-
Less: Incremental Revenue/Recovery			
Net Cost/(Benefit)	-	-	-
Incremental Full Time Equivalent Positions	-	-	-

Class Estimate: 3

Currently all of the land in Winnipeg south of Bishop Grandin Boulevard and west of the Red River plus the communities of Lindenwoods and Whyte Ridge are serviced by the D'Arcy Wastewater Lift Station located at the Red River and the Fort Garry Bridge.

During high water events on the Red River, if pump capacity is lost at the South End Sewage Treatment Plant (SEWPCC) the risk to basement flooding is substantial. To mitigate this risk, the D'Arcy Wastewater Lift Station needs to be reconfigured to allow the use of lift pumps to pump flows to the Red River during emergency situations.

The expected life of this asset is 50 years.

Project Name: **Collection System Power Reliability Study**

Department: Water and Waste
Project: 20300032yy
Service: Wastewater
OurWinnipeg: Environment

AUTHORIZATION	Previous Budgets	2016 Estimate	FORECAST 2017	2018	2019	2020	2021	Five-Year Forecast Total	Six-Year Total
Project Costs ($000's)	-	120	-	-	-	-	-	-	120
Financed by:									
Retained Earnings		120						-	120

CASH FLOW	2016	2017	2018	2019	2020	2021	Beyond 2021	Total
Project Costs ($000's)	120	-	-	-	-	-	-	120
Financed by:								
Retained Earnings	120							120

NET OPERATING IMPACT ($000's)	2016	2017	2018
Operating costs			
External debt and finance charges			
Transfer to General Capital Fund			
Total Direct Costs	-	-	-
Less: Incremental Revenue/Recovery			
Net Cost/(Benefit)	-	-	-
Incremental Full Time Equivalent Positions	-	-	-

Class Estimate: 3

In Winnipeg the sewage generally flows by gravity. When this is not possible, or the sewers are too deep, lift stations raise the sewage so that it can flow by gravity again. The existing collection system has 74 lift stations.

The City also has 34 flood pumping stations that are used during high water levels to protect basements from flooding.

These stations are an integral part of the City's regional wastewater collection system. All stations use electricity provided by Manitoba Hydro as their primary power source. Standby natural gas generators are currently at 11 stations.

Power failures at the stations will increase the risk of basement flooding. An emergency study will be undertaken to examine which stations are at risk to cause basement flooding during power failures, how the risk can best be mitigated and make recommendations.

Project Name: **WWD Business Intelligence**

Department: Water and Waste
Project: 20400013yy

Service: Wastewater
OurWinnipeg: Environment

AUTHORIZATION	Previous Budgets	2016 Estimate	FORECAST 2017	2018	2019	2020	2021	Five-Year Forecast Total	Six-Year Total
Project Costs ($000's)	-	150	210	1,560	600	480	-	2,850	3,000
Financed by:									
Retained Earnings		150	210	1,560	600	480		2,850	3,000

CASH FLOW	2016	2017	2018	2019	2020	2021	Beyond 2021	Total
Project Costs ($000's)	150	210	1,560	600	480	-	-	3,000
Financed by:								
Retained Earnings	150	210	1,560	600	480			3,000

NET OPERATING IMPACT ($000's)	2016	2017	2018
Operating costs			
External debt and finance charges			
Transfer to General Capital Fund			
Total Direct Costs	-	-	-
Less: Incremental Revenue/Recovery			
Net Cost/(Benefit)	-	-	-
Incremental Full Time Equivalent Positions	-	-	-

Class Estimate: 3 - applies to 2016 only

Since 2011, the City of Winnipeg Water and Waste Department (WWD) relied on a third-party, commercially available, off the shelf application known as Oracle Utilities Business Intelligence (OUBI) for critical customer financial information. During the initial implementation, OUBI, it was announced that the application would be discontinued, with vendor product support ending in April 2013. Implementation of OUBI was halted, pending the selection of a new, viable platform.

The IT Strategic Plan re-affirmed the requirement for a business intelligence solution as there is a need for Information Systems & Technology to keep software assets current and operational. A new system will ensure we are able to minimize service disruptions to front line service operations that support Public Health and protect against lost revenue due to inaccurate billing.

A large, enterprise-based software system, complete with lifecycle management planning, is required in order to address the growth in capacity, enhance system recovery, manage the complexity of enhanced functionality and increase operational integrity.

The estimated life of this asset is 10 years.

Project Name: **Customer Billing and Work Management Systems Upgrades Program**

Department: Water and Waste
Project: 20400012yy

Service: Wastewater
OurWinnipeg: Environment

AUTHORIZATION	Previous Budgets	2016 Estimate	FORECAST 2017	2018	2019	2020	2021	Five-Year Forecast Total	Six-Year Total
Project Costs ($000's)	-	380	495	985	545	255	235	2,515	2,895
Financed by:									
Retained Earnings		380	495	985	545	255	235	2,515	2,895

CASH FLOW	2016	2017	2018	2019	2020	2021	Beyond 2021	Total
Project Costs ($000's)	380	495	985	545	255	235	-	2,895
Financed by:								
Retained Earnings	380	495	985	545	255	235		2,895

NET OPERATING IMPACT ($000's)	2016	2017	2018
Operating costs			
External debt and finance charges			
Transfer to General Capital Fund			
Total Direct Costs	-	-	-
Less: Incremental Revenue/Recovery			
Net Cost/(Benefit)	-	-	-
Incremental Full Time Equivalent Positions	-	-	-

Class Estimate: 3 - applies to 2016 only

The City of Winnipeg Water and Waste Department (WWD) relies on two large utility-based, third party, commercially available, off the shelf applications known as Oracle Customer Care and Billing system (CCB), and Oracle Work Asset Management (WAM). These were implemented in 2009 and 2001, respectively.

CCB is used to manage customer accounts and collections for Water, Wastewater and Solid Waste services. WAM is used in the delivery of Water and Wastewater services for work planning, management, infrastructure preventative maintenance and renewal programs. Both CCB and WAM require ongoing product updates to ensure they are fully operational.

Information Systems & Technology Division needs to keep software assets current and operational. A new system will ensure we are able to minimize service disruptions to front line service operations that support Public Health and protect against lost revenue due to inaccurate billing.

A large, enterprise-based software system, complete with lifecycle management planning, is required in order to address the growth in capacity, enhance system recovery, manage the complexity of enhanced functionality and increase operational integrity.

In 2016, funding includes $380,000 in re-budgeted amounts from previously approved Capital Budgets. The funding for this project will be split between the Waterworks System Fund and the Sewage Disposal Fund.

The estimated life of this asset is 10 years.

Project Name: **HR Document Management System**

Department: Water and Waste
Project: 20400014yy
Service: Wastewater
OurWinnipeg: Environment

AUTHORIZATION	Previous Budgets	2016 Estimate	FORECAST 2017	2018	2019	2020	2021	Five-Year Forecast Total	Six-Year Total
Project Costs ($000's)	-	300	-	-	-	-	-	-	300
Financed by:									
Retained Earnings		300						-	300

CASH FLOW	2016	2017	2018	2019	2020	2021	Beyond 2021	Total
Project Costs ($000's)	300	-	-	-	-	-	-	300
Financed by:								
Retained Earnings	300							300

NET OPERATING IMPACT ($000's)	2016	2017	2018
Operating costs			
External debt and finance charges			
Transfer to General Capital Fund			
Total Direct Costs	-	-	-
Less: Incremental Revenue/Recovery			
Net Cost/(Benefit)	-	-	-
Incremental Full Time Equivalent Positions	-	-	-

Class Estimate: 3

The Human Resources (HR) Division handles a large variety and volume of documents ranging from every day internal communications with Water and Waste staff to confidential employee documentation and records.

An electronic document management system is required to ensure that both department and staff information is protected and HR can continue to work with increased reliability and efficiency.

The estimated life of this asset is 10 years.

Project Name: **Geographical Information System and Public Works Manager Upgrades**

Department: Water and Waste
Project: 20400015yy
Service: Wastewater
OurWinnipeg: Environment

AUTHORIZATION	Previous Budgets	2016 Estimate	FORECAST 2017	2018	2019	2020	2021	Five-Year Forecast Total	Six-Year Total
Project Costs ($000's)	-	310	-	-	-	-	-	-	310
Financed by:									
Retained Earnings		310						-	310

CASH FLOW	2016	2017	2018	2019	2020	2021	Beyond 2021	Total
Project Costs ($000's)	310	-	-	-	-	-	-	310
Financed by:								
Retained Earnings	310							310

NET OPERATING IMPACT ($000's)	2016	2017	2018
Operating costs			
External debt and finance charges			
Transfer to General Capital Fund			
Total Direct Costs	-	-	-
Less: Incremental Revenue/Recovery			
Net Cost/(Benefit)	-	-	-
Incremental Full Time Equivalent Positions	-	-	-

Class Estimate: 3

The Water and Waste Department currently uses version of Intergraph products Geomedia and Public Works Manager (which has been merged with Geomedia Desktop Professional) that are no longer eligible for support by the vendor. An upgrade to new versions will be required in order to address any software problems and updates required to in both of these products and mitigate service interruptions.

The estimated life of this asset is 10 years.

Project Name: **Corporate and Departmental Asset Management Plans**

Department: Water and Waste
Project: 20300033yy

Service: Wastewater
OurWinnipeg: Environment

AUTHORIZATION	Previous Budgets	2016 Estimate	FORECAST 2017	2018	2019	2020	2021	Five-Year Forecast Total	Six-Year Total
Project Costs ($000's)	-	200	-	-	-	-	-	-	200
Financed by:									
Retained Earnings		200						-	200

CASH FLOW	2016	2017	2018	2019	2020	2021	Beyond 2021	Total
Project Costs ($000's)	200	-	-	-	-	-	-	200
Financed by:								
Retained Earnings	200							200

NET OPERATING IMPACT ($000's)	2016	2017	2018
Operating costs			
External debt and finance charges			
Transfer to General Capital Fund			
Total Direct Costs	-	-	-
Less: Incremental Revenue/Recovery			
Net Cost/(Benefit)	-	-	-
Incremental Full Time Equivalent Positions	-	-	-

Class Estimate: 3

The Corporate and Departmental Asset Management Plan project is a City-wide initiative to develop Asset Management Plans which includes the State of the Infrastructure report. The Corporate and Departmental Asset Management Plans are a requirement of the City's Asset Management Policy and Asset Management Administrative Standard.

The Federal/Provincial governments are requiring that all municipalities have Asset Management Plans in place by March, 2018 in order to utilize gas tax revenue to fund investments.

The City is issuing a single RFP to develop Asset Management Plans on a City-wide basis in order to ensure consistency across all Departments and that all Departments meet the 2018 Provincial deadline. The City's first State of the Infrastructure report will include all Departments with a large value asset inventory.

The $200,000 is Water and Waste Department's share of this initiative.

The expected life of this asset is 5-10 years.

Project Name: **Sewer Renewals**

Department: Water and Waste
Project: 203900xxyy

Service: Wastewater
OurWinnipeg: Environment

AUTHORIZATION	Previous Budgets	2016 Estimate	FORECAST 2017	2018	2019	2020	2021	Five-Year Forecast Total	Six-Year Total
Project Costs ($000's)	N/A *	16,900	17,800	18,200	19,500	20,500	21,500	97,500	114,400
Financed by:									
Sewer System Rehabilitation Reserve		16,900	17,800	18,200	19,500	20,500	21,500	97,500	114,400

CASH FLOW	2016	2017	2018	2019	2020	2021	Beyond 2021	Total
Project Costs ($000's)	16,900	17,800	18,200	19,500	20,500	21,500	-	114,400
Financed by:								
Sewer System Rehabilitation Reserve	16,900	17,800	18,200	19,500	20,500	21,500		114,400

NET OPERATING IMPACT ($000's)	2016	2017	2018
Operating costs			
External debt and finance charges			
Transfer to General Capital Fund			
Total Direct Costs	-	-	-
Less: Incremental Revenue/Recovery			
Net Cost/(Benefit)	-	-	-
Incremental Full Time Equivalent Positions	-	-	-

Class Estimate: Not applicable, as this is a scalable program

This is a program to replace and/or rehabilitate sewer infrastructure. Funds will be utilized to rehabilitate or replace combined, separate wastewater and land drainage sewers. Sewers will be replaced or rehabilitated using appropriate technologies based on condition assessment determined through video inspection. A portion of the funding will be used for condition assessment. Additional funding has been added to the program due to the increased number of sewer mains requiring replacement/rehabilitation. The expected remaining life of each rehabilitated sewer ranges from 20 to 100 years, depending on the rehabilitation technology and the asset condition.

Funds will also be utilized for the assessment, repair and/or replacement, under certain conditions, of private wastewater sewer services within the public right-of-way under Section 37 of the Sewer By-Law.

On December 9, 2015 Council authorized the expenditure of up to $2,500,000 as a first charge against the 2016 Capital Budget for Sewer Renewals Program contract procurement.

* N/A - No amounts have been included in the "Previous Budgets" due to this project's on-going nature.

Project Name: **Brady Road Resource Management Facility - Administration Building**

Department: Water and Waste
Project: 2062003yy
Service: Solid Waste Collection and Disposal
OurWinnipeg: Environment

AUTHORIZATION	Previous Budgets	2016 Estimate	FORECAST 2017	2018	2019	2020	2021	Five-Year Forecast Total	Six-Year Total
Project Costs ($000's)	200	550	2,500	-	-	-	-	2,500	3,050
Financed by:									
External Debt			2,450					2,450	2,450
Retained Earnings		550	50					50	600

CASH FLOW	2016	2017	2018	2019	2020	2021	Beyond 2021	Total
Project Costs ($000's)	550	2,500	-	-	-	-	-	3,050
Financed by:								
External Debt		2,450						2,450
Retained Earnings	550	50						600

NET OPERATING IMPACT ($000's)	2016	2017	2018
Operating costs			
External debt and finance charges		81	163
Transfer to General Capital Fund			
Total Direct Costs	-	81	163
Less: Incremental Revenue/Recovery			
Net Cost/(Benefit)	-	81	163
Incremental Full Time Equivalent Positions	-	-	-

Class Estimate: 3 - applies to 2016 only

The current administration structure at the Brady Road Resource Management Facility (BRRMF) is no longer adequate to support the staff and operations at the site. The structure is a temporary office trailer that has been in use with the Water & Waste Department since 1973. The deteriorating condition of the temporary trailer and increase in staffing due to expanded programs requires the construction of a new administration building.

The funds identified provide for the design, construction, and furnishing of a new administration building, including associated engineering.

Funding in 2016 includes $550,000 and funding in 2017 includes $50,000 in re-budgeted amounts from previously approved Capital Budgets.

The expected life of this asset is 50 years.

Project Name: **Brady Road Resource Management Facility - Alternative Energy Feasibility Study**

Department: Water and Waste
Project: 20620002yy
Service: Solid Waste Collection and Disposal
OurWinnipeg: Sustainability

AUTHORIZATION	Previous Budgets	2016 Estimate	FORECAST 2017	2018	2019	2020	2021	Five-Year Forecast Total	Six-Year Total
Project Costs ($000's)	-	200	-	-	-	-	-	-	200
Financed by:									
Retained Earnings		200							200

CASH FLOW	2016	2017	2018	2019	2020	2021	Beyond 2021	Total
Project Costs ($000's)	200	-	-	-	-	-	-	200
Financed by:								
Retained Earnings	200							200

NET OPERATING IMPACT ($000's)	2016	2017	2018
Operating costs			
External debt and finance charges			
Transfer to General Capital Fund			
Total Direct Costs	-	-	-
Less: Incremental Revenue/Recovery			
Net Cost/(Benefit)	-	-	-
Incremental Full Time Equivalent Positions	-	-	-

Class Estimate: 3

Landfill Gas from the Brady Road Resource Management Facility is currently captured and mitigated as required by the Climate Change and Emissions Reductions Act. Landfill gas is comprised of approximately 50% methane and represents a significant potential energy source that could be harnessed. Landfill gas to energy systems, capturing heat and/or power, are common in landfills throughout North America. The funding identified supports the exploration and development of a landfill gas to energy system at the Brady Road Resource Management Facility.

The City is in discussions with Manitoba Hydro to contribute to the feasibility study.

Project Name: **Brady Road Resource Management Facility - Cell Construction - Phase 1**

Department: Water and Waste
Project: 20620004yy
Service: Solid Waste Collection and Disposal
OurWinnipeg: Environment

AUTHORIZATION	Previous Budgets	2016 Estimate	FORECAST 2017	2018	2019	2020	2021	Five-Year Forecast Total	Six-Year Total
Project Costs ($000's)	3,340	2,600	2,100	2,200	2,300	-	-	6,600	9,200
Financed by:									
Retained Earnings		2,600							2,600
External Debt			2,100	2,200	2,300			6,600	6,600

CASH FLOW	2016	2017	2018	2019	2020	2021	Beyond 2021	Total
Project Costs ($000's)	2,600	2,100	2,200	2,300	-	-	-	9,200
Financed by:								
Retained Earnings	2,600							2,600
External Debt		2,100	2,200	2,300				6,600

NET OPERATING IMPACT ($000's)	2016	2017	2018
Operating costs			
External debt and finance charges	-	70	218
Transfer to General Capital Fund			
Total Direct Costs	-	70	218
Less: Incremental Revenue/Recovery			
Net Cost/(Benefit)	-	70	218
Incremental Full Time Equivalent Positions	-	-	-

Class Estimate: 2

The remaining capacity at the Brady Road Resource Management Facility is approximately 100-150 years. The funding identified provides for annual cell construction related works to accommodate lateral expansion of the landfill adjacent to the existing cells. This involves constructing a natural clay or artificial liner and a leachate (landfill liquids) collection system at the base of the prior excavation. The excavation will be performed as part of routine operations to obtain cover material during progressive closure. Cells are filled with refuse, which progresses within the cell in layers until the design height above ground has been achieved, by which time the next cell has been prepared.

The cost identified includes the earthwork construction of the liner and installation of the leachate collection system, including associated engineering. This work is a requirement of the Province of Manitoba Environment Act Licence No. 3081 R.

The expected life of this asset is 50 years.

Project Name: **Brady Road Resource Management Facility - Cell Construction - Phase 2**

Department: Water and Waste
Project: 20620004yy
Service: Solid Waste Collection and Disposal
OurWinnipeg: Environment

AUTHORIZATION	Previous Budgets	2016 Estimate	FORECAST 2017	2018	2019	2020	2021	Five-Year Forecast Total	Six-Year Total
Project Costs ($000's)	-	-	-	-	600	3,850	2,950	7,400	7,400
Financed by:									
Retained Earnings					600	3,850	2,950	7,400	7,400

CASH FLOW	2016	2017	2018	2019	2020	2021	Beyond 2021	Total
Project Costs ($000's)	-	-	-	600	3,850	2,950	-	7,400
Financed by:								
Retained Earnings				600	3,850	2,950		7,400

NET OPERATING IMPACT ($000's)	2016	2017	2018
Operating costs			
External debt and finance charges			
Transfer to General Capital Fund			
Total Direct Costs	-	-	-
Less: Incremental Revenue/Recovery			
Net Cost/(Benefit)	-	-	-
Incremental Full Time Equivalent Positions	-	-	-

Class Estimate: 4

The remaining capacity at the Brady Road Resource Management Facility is approximately 100-150 years. The funding identified provides for annual cell construction related works to accommodate lateral expansion of the landfill in a new area. This involves constructing a natural clay or artificial liner and a leachate (landfill liquids) collection system at the base of the prior excavation. The excavation will be performed as part of routine operations to obtain cover material during progressive closure. Cells are filled with refuse, which progresses within the cell in layers until the design height above ground has been achieved, by which time the next cell has been prepared.

The cost identified includes the earthwork construction of the liner and installation of the leachate collection system, including associated engineering. This work is a requirement of the Province of Manitoba Environment Act Licence No. 3081 R.

The expected life of this asset is 50 years.

Project Name: **Brady Road Resource Management Facility - Drainage, Roadways and Site Improvements**

Department: Water and Waste
Project: 20620006yy
Service: Solid Waste Collection and Disposal
OurWinnipeg: Environment

AUTHORIZATION	Previous Budgets	2016 Estimate	FORECAST 2017	2018	2019	2020	2021	Five-Year Forecast Total	Six-Year Total
Project Costs ($000's)	5,810	600	400	-	-	-	-	400	1,000
Financed by:									
External Debt		600	400					400	1,000

CASH FLOW	2016	2017	2018	2019	2020	2021	Beyond 2021	Total
Project Costs ($000's)	600	400	-	-	-	-	-	1,000
Financed by:								
External Debt	600	400						1,000

NET OPERATING IMPACT ($000's)	2016	2017	2018
Operating costs			
External debt and finance charges	19	50	64
Transfer to General Capital Fund			
Total Direct Costs	19	50	64
Less: Incremental Revenue/Recovery			
Net Cost/(Benefit)	19	50	64
Incremental Full Time Equivalent Positions	-	-	-

Class Estimate: 3

This work is a requirement of the Province of Manitoba Environment Act Licence No. 3081 R.

The licence has indicated the need for significant drainage, roadway and other site improvements such as landscaping. In keeping with best practices for landfill operations, runoff from landfilled areas will be directed to storage and tested for acceptability for release. Drainage from non-landfilled areas will be by direct connection to external drainage.

The main internal roadway is Charrette Road which has been in operation since the inception of this landfill in 1973. This roadway requires significant upgrading to withstand continued use. There is also a need to construct new internal roadways for redirection of trucks transporting clean fill and other bulk usable materials to stockpile areas and for future landfill access and alternative emergency access. Also included are security and communications upgrades to mitigate risk and enhance facilitate response in case of emergency.

Costs include preliminary design/detailed design, engineering and construction.

The expected life of this asset is 50 years.

Project Name: **Brady Road Resource Management Facility - Landfill Gas Capture Expansion - Phase 2**

Department:	Water and Waste	Service:	Solid Waste Collection and Disposal
Project:	20620002yy	OurWinnipeg:	Environment

AUTHORIZATION	Previous Budgets	2016 Estimate	FORECAST 2017	2018	2019	2020	2021	Five-Year Forecast Total	Six-Year Total
Project Costs ($000's)	-	1,600	-	1,800	-	-	-	1,800	3,400
Financed by:									
External Debt		1,600		1,800				1,800	3,400

CASH FLOW	2016	2017	2018	2019	2020	2021	Beyond 2021	Total
Project Costs ($000's)	1,600	-	1,800	-	-	-	-	3,400
Financed by:								
External Debt	1,600		1,800					3,400

NET OPERATING IMPACT ($000's)	2016	2017	2018
Operating costs		50	50
External debt and finance charges	49	98	163
Transfer to General Capital Fund			
Total Direct Costs	49	148	213
Less: Incremental Revenue/Recovery			
Net Cost/(Benefit)	49	148	213
Incremental Full Time Equivalent Positions	-	-	-

Class Estimate: 3

The current landfill gas collection system is constructed in the inactive (completed) portion of the landfill. There is no current collection of landfill gases in the active portion of the landfill. The active disposal cell is expected to be closed in 2015. If the gas is not collected in this cell of the landfill, objectionable odours will be experienced by the nearby neighborhoods from the active filling area.

There is an obligation under the Province of Manitoba Environment Act Licence No. 3081 R for the Brady Road Resource Management Facility (BRRMF) to control odours leaving the landfill site. Additionally, flammable gases will be released uncontrolled and indiscriminately from the decomposing waste which may pose public health and safety risks. The Climate Change and Emissions Reductions Act requires the City to collect and destroy methane gas generated by the Brady Road Resource Management Facility, consistent with Provincial directives on greenhouse gas (GHG) reduction and odour control.

Costs include preliminary design/detailed design, engineering and construction.

The City intends to explore funding alternatives with external agencies on GHG credit allowance or capital funding.

Project Name: **Closed Landfill Site Improvement**

Department: Water and Waste
Project: 20600006yy

Service: Solid Waste Collection and Disposal
OurWinnipeg: Environment

AUTHORIZATION	Previous Budgets	2016 Estimate	FORECAST 2017	2018	2019	2020	2021	Five-Year Forecast Total	Six-Year Total
Project Costs ($000's)	-	200	-	-	-	-	-	-	200
Financed by:									
Retained Earnings		200							200

CASH FLOW	2016	2017	2018	2019	2020	2021	Beyond 2021	Total
Project Costs ($000's)	200	-	-	-	-	-	-	200
Financed by:								
Retained Earnings	200							200

NET OPERATING IMPACT ($000's)	2016	2017	2018
Operating costs			
External debt and finance charges			
Transfer to General Capital Fund			
Total Direct Costs	-	-	-
Less: Incremental Revenue/Recovery			
Net Cost/(Benefit)	-	-	-
Incremental Full Time Equivalent Positions	-	-	-

Class Estimate: 3

The Closed Landfill Improvement Program will be initiated in 2016 as a response to the Landfill Disposition Study to improve and upgrade closed landfill components, including the protective cap, leachate and landfill gas collection systems, and monitoring equipment. Once complete, the 2015 study and site assessments will prioritize projects and enable the City to develop an annual risk-based program to maximize use of future funding.

Costs include preliminary design/detailed design, engineering and construction.

The expected life of this asset is 50 years.

Project Name: **Comprehensive Integrated Waste Management Strategy (CIWMS) - 4R Winnipeg Depots (Community Resource Recovery Centres)**

Department:	Water and Waste	Service:	Recycling and Waste Diversion
Project:	20650011yy	OurWinnipeg:	Environment

AUTHORIZATION	Previous Budgets	2016 Estimate	FORECAST 2017	2018	2019	2020	2021	Five-Year Forecast Total	Six-Year Total
Project Costs ($000's)	11,720	400	4,750	-	-	-	-	4,750	5,150
Financed by:									
External Debt		400	4,750					4,750	5,150

CASH FLOW	2016	2017	2018	2019	2020	2021	Beyond 2021	Total
Project Costs ($000's)	400	4,750	-	-	-	-	-	5,150
Financed by:								
External Debt	400	4,750						5,150

NET OPERATING IMPACT ($000's)	2016	2017	2018
Operating costs			314
External debt and finance charges	12	183	341
Transfer to General Capital Fund			
Total Direct Costs	12	183	655
Less: Incremental Revenue/Recovery			
Net Cost/(Benefit)	12	183	655
Incremental Full Time Equivalent Positions	-	-	-

Class Estimate: 3 - applies to 2016 only

On October 19, 2011, Council approved the Comprehensive Integrated Waste Management Strategy (CIWMS). This project is part of that plan and consists of up to four facilities, one at the Brady Road Resource Management facility (South), one on Pacific Avenue (North), one on Panet Road (East) and one in west Winnipeg.

These facilities will provide a drop-off location for small loads of recyclable and divertible materials delivered by residents for processing and/or transfer to markets and/or further processing facilities. The collection of select product steward materials will also be included. These facilities will include opportunities for non-profit recyclers and product stewards to partner with the City for material diversion. These facilities will also include the capability to transfer residue from the operations for burial at the Brady Road Resource Management Facility. Each facility will consist of an all-weather traffic surface, the ability to monitor, drop-off and charge for loads and the ability to haul away materials.

These facilities, formally known as Community Resource Recovery Centres, have now been branded as 4R Winnipeg Depots.

Costs include preliminary design/detailed design, engineering and construction. It is expected that some funding towards this project will be received from 3rd parties.

The life expectancy of this asset is 25 years.

Winnipeg

The City of Winnipeg

Appendices

2016
Preliminary Capital Budget

and

2017 to 2021
Five Year Forecast

Return to Table of Contents

Table of Contents

Appendix 1: Service Based View 3-1

Appendix 2: Cost Estimate Classification System 3-15

Appendix 3: Public Private Partnership Payments as a Percentage Of Cash to Capital / Gas Tax 3-17

Appendix 4: Transfers from Other Capital Accounts / Surplus Capital 3-19

Appendix 5: 5A. Transfer to Capital Reconciliation 3-21

5B. Variances Net of Transfer to Capital / Regional and Local Street Renewal Reserves / Frontage Levy 3-22

5C. Operating Budget Net of Transfer to Capital / Regional and Local Street Renewal Reserves / Frontage Levy 3-23

5D. Cash to Capital Surpluses - 2015 Capital Closing Review 3-24

Appendix 6: Regional and Local Streets Renewal 3-27

Appendix 7: Funding Plan for Southwest Rapid Transitway (Stage 2) and Pembina Highway Underpass 3-29

Appendix 8: Major Capital Projects 3-33

Appendix 9: Previous Years' Capital Authorization Amendment 3-35

Appendix 10: Capital Projects Funded by Federal Gas Tax 3-37

Return to Appendices Table of Contents

CAPITAL PROJECTS SUMMARY *SERVICE BASED VIEW* *(in Thousands of $)*	PRELIMINARY CAPITAL BUDGET 2016	FORECAST 2017	2018	2019	2020	2021	6 YEAR TOTAL
INFRASTRUCTURE RENEWAL AND PUBLIC WORKS							
Roadway Construction and Maintenance	298,269	132,252	144,544	128,529	143,088	139,748	986,430
Transportation Planning and Traffic Management	6,480	3,480	3,730	3,730	3,730	3,730	24,880
Public Transit	43,881	25,981	31,468	41,336	37,034	38,346	218,046
City Beautification	900	800	800	800	800	800	4,900
Total Infrastructure Renewal and Public Works	349,530	162,513	180,542	174,395	184,652	182,624	1,234,256
WATER AND WASTE, RIVERBANK MANAGEMENT AND THE ENVIRONMENT							
Water	45,320	35,320	32,083	21,895	25,416	30,185	190,219
Wastewater	702,450	52,387	86,781	59,515	62,547	56,345	1,020,025
Land Drainage and Flood Control	7,754	8,305	7,656	7,111	6,791	4,732	42,349
Solid Waste Disposal	5,750	5,000	4,000	2,900	3,850	2,950	24,450
Recycling and Waste Diversion	400	4,750					5,150
Total Water and Waste, Riverbank Management and the Environment	761,674	105,762	130,520	91,421	98,604	94,212	1,282,193
PROPERTY AND DEVELOPMENT, HERITAGE AND DOWNTOWN DEVELOPMENT							
Neighbourhood Revitalization	2,590	4,243	4,157	5,972	3,827	2,263	23,052
Heritage Conservation	200	350	270	214	217	220	1,471
Property Asset Management - Tax Supported	200	420	384	361	393	381	2,139
Property Asset Management - Municipal Accommodations	3,166	4,031	4,078	3,919	3,909	3,840	22,943
Cemeteries	432	408	400	390	398	406	2,434
Total Property and Development, Heritage and Downtown Development	6,588	9,452	9,289	10,856	8,744	7,110	52,039
PROTECTION, COMMUNITY SERVICES AND PARKS / WINNIPEG POLICE BOARD							
Police Response	13,197	23,488	5,872	4,767	3,020	7,069	57,413
Fire and Rescue Response	5,678	17,276	8,056	8,381	5,139	8,606	53,136
Medical Response	116				119		235
Recreation	10,268	17,605	8,388	12,567	4,797	18,220	71,845
Parks and Urban Forestry	8,341	8,096	7,599	7,230	7,212	8,988	47,466
Libraries	8,873	1,712	8,136	1,676	9,294	3,743	33,434
Arts, Entertainment and Culture	7,342	6,373	5,623	5,623	2,500	2,500	29,961
Insect Control		732					732
Total Protection, Community Services and Parks / Winnipeg Police Board	53,815	75,282	43,674	40,244	32,081	49,126	294,222
EXECUTIVE POLICY							
Organizational Support Services	6,073	4,043	2,996	1,651	2,951	2,935	20,649
Assessment, Taxation and Corporate		870	320	350	200	350	2,090
Council Services	1,000	1,200	1,450	1,000	1,000	1,200	6,850
Total Executive Policy	7,073	6,113	4,766	3,001	4,151	4,485	29,589
TOTAL CAPITAL PROGRAM	1,178,680	359,122	368,791	319,917	328,232	337,557	2,892,299

CAPITAL PROJECTS SUMMARY		**PRELIMINARY CAPITAL**						
SERVICE BASED VIEW	**PAGE**	**BUDGET**	**FORECAST**					**6 YEAR**
(in Thousands of $)	**NO.**	**2016**	**2017**	**2018**	**2019**	**2020**	**2021**	**TOTAL**
CAPITAL PROJECTS LISTING								
INFRASTRUCTURE RENEWAL AND PUBLIC WORKS								
Roadway Construction and Maintenance								
Public Works								
Recreational Walkways and Bicycle Paths - Various Locations	2-1	**1,300**	**1,500**	**1,500**	**1,500**	**1,500**	**1,500**	**8,800**
New Regional Sidewalks	2-3	**1,000**	**1,200**	**1,200**	**1,200**	**1,200**	**1,200**	**7,000**
New Non-Regional Sidewalks	2-4	**300**	**500**	**500**	**500**	**500**	**500**	**2,800**
Bicycle Corridors	2-5	**1,500**	**2,000**	**2,200**	**2,200**	**2,200**	**2,200**	**12,300**
Pedestrian and Cycling Grade Separations	2-6		**1,000**					**1,000**
Developer Payback - Various Locations	2-7		**12,465**	**800**		**16,113**		**29,378**
Tuxedo Yards Development	2-8	**1,826**	**2,549**	**3,417**	**2,770**			**10,562**
Kenaston Boulevard - Ness Avenue to Taylor Avenue	2-14	**100**	**100**	**100**	**100**	**100**	**100**	**600**
Henderson Highway North of Gilmore to City Limit	2-15			**700**				**700**
Preliminary / Detailed Design for Building Canada Fund Projects	2-16	**2,200**						**2,200**
Inner-Ring Road - Functional Design	2-17			**2,000**	**2,000**	**2,000**		**6,000**
Regional and Local Street Renewal - First charge against 2016 Capital Budget of up to $1 million for the Granular Lane Improvement Program (Council September 30, 2015)	2-18	**105,161**	**94,393**	**107,227**	**99,396**	**102,775**	**125,148**	**634,100**
Waverley Street at CN Mainline (Rivers) Grade Separation	2-24	**155,082**						**155,082**
Louise Bridge (Red River)	2-25	**500**						**500**
Fermor Avenue Bridge (Seine River)	2-27	**1,000**	**1,200**	**10,100**	**6,700**			**19,000**
Saskatchewan Avenue Culvert (Sturgeon Creek)	2-28	**1,000**	**1,000**	**8,000**				**10,000**
Ness Avenue Culvert (Sturgeon Creek) - First charge on 2016 Capital Budget of up to $11 million (Council July 15, 2015)	2-29	**8,000**						**8,000**
Saskatchewan Avenue Bridge (Omand's Creek) - First charge on 2016 Capital Budget of up to $2.3 million (Council July 15, 2015)	2-30	**2,300**						**2,300**
Lyndale Drive - Retaining Wall Rehabilitation	2-31	**500**	**5,000**					**5,500**
Osborne Street Underpass	2-32				**2,500**			**2,500**
Dublin Avenue Bridge (Omand's Creek)	2-33			**700**	**700**	**6,800**		**8,200**
Sherwin Road Bridge (Omand's Creek)	2-34				**700**	**2,800**		**3,500**
Pembina Highway Overpass (Bishop Grandin) Rehabilitation	2-35					**1,000**	**2,000**	**3,000**
St. James Bridge South Bound	2-36		**3,245**		**2,163**			**5,408**
St. Vital Bridge Rehabilitation	2-37						**1,000**	**1,000**
Waterway Crossing and Grade Separations - Annual Program	2-38	**3,000**	**3,000**	**3,000**	**3,000**	**3,000**	**3,000**	**18,000**
Plessis Road Twinning and Grade Separation at CN Rail	2-42	**10,500**						**10,500**
Asset Management System - Various Divisions	2-45		**100**	**100**	**100**	**100**	**100**	**500**
Assessment and Taxation								
Local Improvements - Ongoing Program	2-182	**3,000**	**3,000**	**3,000**	**3,000**	**3,000**	**3,000**	**18,000**
Total Roadway Construction and Maintenance		**298,269**	**132,252**	**144,544**	**128,529**	**143,088**	**139,748**	**986,430**

CAPITAL PROJECTS SUMMARY *SERVICE BASED VIEW* *(in Thousands of $)*	PAGE NO.	PRELIMINARY CAPITAL BUDGET 2016	FORECAST 2017	FORECAST 2018	FORECAST 2019	FORECAST 2020	FORECAST 2021	6 YEAR TOTAL
Transportation Planning and Traffic Management								
Public Works								
Transportation Master Plan	2-9			250	250	250	250	1,000
Transportation Management Centre	2-10	1,000						1,000
Traffic Signals Improvements	2-11	1,030	1,030	1,030	1,030	1,030	1,030	6,180
Traffic Signals Loops	2-12	250	250	250	250	250	250	1,500
Traffic Engineering Improvements - Various Locations	2-13	1,900	1,900	1,900	1,900	1,900	1,900	11,400
CPR Yards Functional Crossing Study - between McPhillips Street and Main Street	2-26	2,000						2,000
Land Acquisition - Transportation Right of Way	2-47	300	300	300	300	300	300	1,800
Total Transportation Planning and Traffic Management		6,480	3,480	3,730	3,730	3,730	3,730	24,880
Public Transit								
Transit								
Innovative Transit Program	2-184	2,425	1,000	1,000	1,000	1,000	1,000	7,425
Transit Building Replacement / Refurbishment	2-185	4,500	4,573	4,506	6,536	6,536	6,536	33,187
Transit Buses - First charge on 2016 Capital Budget of up to $5.164 million (Council March 25, 2015)	2-186	32,456	20,408	25,962	33,800	29,498	30,810	172,934
Rapid Transit Planning and Design - First charge on 2016 Capital Budget of up to $2.5 million (Council March 23, 2015)	2-190	2,500						2,500
Land Acquisition	2-191	2,000						2,000
Total Public Transit		43,881	25,981	31,468	41,336	37,034	38,346	218,046
City Beautification								
Public Works								
Bridgwater Forest Fountain Restoration	2-58	100						100
Planning, Property and Development								
Downtown Enhancement Program	2-130	400	400	400	400	400	400	2,400
BIZ Zones, Image Routes and Neighbourhood Main Streets	2-132	400	400	400	400	400	400	2,400
Total City Beautification		900	800	800	800	800	800	4,900
TOTAL INFRASTRUCTURE RENEWAL AND PUBLIC WORKS		349,530	162,513	180,542	174,395	184,652	182,624	1,234,256

CAPITAL PROJECTS SUMMARY		**PRELIMINARY CAPITAL**						
SERVICE BASED VIEW	**PAGE**	**BUDGET**	**FORECAST**					**6 YEAR**
(in Thousands of $)	**NO.**	**2016**	**2017**	**2018**	**2019**	**2020**	**2021**	**TOTAL**
WATER AND WASTE, RIVERBANK MANAGEMENT AND THE ENVIRONMENT								
Water								
Water and Waste - Waterworks System								
Shoal Lake Aqueduct, Falcon River Diversion Bridges and Freedom Road Construction	2-197	**6,000**						**6,000**
Shoal Lake Aqueduct Asset Preservation	2-198	**550**	**1,200**	**600**			**2,595**	**4,945**
Shoal Lake Aqueduct Intake Facility Rehabilitation	2-199	**1,465**	**2,300**	**50**	**200**	**1,025**	**1,330**	**6,370**
Branch Aqueduct Condition Assessment and Rehabilitation	2-200						**1,000**	**1,000**
Tache Booster Pumping Station	2-201	**1,000**		**2,600**		**1,736**		**5,336**
Pumping Stations Reliability Upgrades	2-202	**825**						**825**
Pumping Stations and Reservoirs Structural Upgrades - First charge on 2016 Capital Budget of up to $8,700,000 (Council December 9, 2015)	2-203	**8,700**		**400**	**400**	**400**		**9,900**
Chlorination Upgrading at Pumping Stations	2-204		**2,750**					**2,750**
Water Supervisory Control and Data Acquisition (SCADA) Upgrade	2-205	**3,900**					**950**	**4,850**
Waterworks System Security Upgrades	2-206		**600**	**500**				**1,100**
Regulatory Assessment of Water System Infrastructure and Supply Sources	2-207	**450**					**575**	**1,025**
Water Treatment Plant Capacity Validation	2-208			**150**				**150**
Branch 1 Aqueduct at Seine River - Riverbank Stabilization (East Side)	2-209	**1,450**						**1,450**
Study of Natural Gas Powered Backup Pumps for Hurst Pumping Station	2-210			**400**				**400**
Deacon Reservoir Cell Rehabilitation	2-211		**875**					**875**
Deacon Booster Pumping Station Suction Header Divider Wall and Valve	2-212	**200**						**200**
Hurst Pumping Station Building - Structural Repairs	2-213		**1,770**					**1,770**
Saskatchewan Avenue Water Main	2-214		**4,830**					**4,830**
Transcona Water Main Reliability Upgrade	2-215			**5,788**				**5,788**
Feeder Main Condition Assessment and Rehabilitation	2-216	**1,000**	**1,000**	**1,000**	**750**	**1,500**	**1,500**	**6,750**
Building Renovations - 1199 Pacific Avenue	2-217			**110**				**110**
Customer Billing and Work Management Systems Upgrades Program	2-218	**380**	**495**	**985**	**545**	**255**	**235**	**2,895**
Web Self Service	2-219	**400**						**400**
Water Main Renewals	2-220	**19,000**	**19,500**	**19,500**	**20,000**	**20,500**	**22,000**	**120,500**
Total Water		**45,320**	**35,320**	**32,083**	**21,895**	**25,416**	**30,185**	**190,219**

CAPITAL PROJECTS SUMMARY		**PRELIMINARY CAPITAL**						
SERVICE BASED VIEW	**PAGE**	**BUDGET**	**FORECAST**					**6 YEAR**
(in Thousands of $)	**NO.**	**2016**	**2017**	**2018**	**2019**	**2020**	**2021**	**TOTAL**
Wastewater								
Water and Waste - Sewage Disposal								
Biosolids - Alternative Disposal Delivery and Management System	2-221	**500**		**22,050**			**1,000**	**23,550**
Wastewater System Security Upgrades	2-222				**500**	**500**	**500**	**1,500**
North End Sewage Treatment Plant (NEWPCC) - Nutrient Removal / Upgrade	2-223	**651,396**						**651,396**
West End Sewage Treatment Plant (WEWPCC) - Effluent Monitoring Station - (formerly - West End Water Pollution Control Centre (WEWPCC) - Settling Improvement)	2-224	**450**						**450**
Process Control System Master Plan and Upgrade - (formerly - Water Pollution Control Centres (WPCC) - Distributed Control System (DCS) and Human Machine Interface (HMI) Upgrades)	2-225			**5,000**				**5,000**
Asset Refurbishment and Replacement Program	2-226	**2,000**	**2,000**	**2,000**	**2,000**	**2,000**	**2,000**	**12,000**
Oracle Work Asset Management (OWAM) Fine Grain Access	2-227	**795**						**795**
Wastewater Information Management System (WIMS) Dashboard	2-228	**1,400**						**1,400**
Arc Flash Hazard Analysis and Remediation	2-229		**1,100**	**400**				**1,500**
Lift Stations Upgrading	2-230	**2,450**	**2,582**	**2,722**	**2,870**	**3,028**	**3,150**	**16,802**
Plessis Road Interceptor	2-231		**7,300**					**7,300**
Kenaston Boulevard Interceptor	2-232						**6,442**	**6,442**
Combined Sewer Overflow and Basement Flood Management Strategy	2-233	**12,699**	**19,800**	**32,764**	**32,300**	**35,784**	**21,518**	**154,865**
Comminutor Chamber Rehabilitation Program	2-235	**1,000**	**1,100**	**1,100**	**1,200**			**4,400**
Northeast Interceptor River Crossing Upgrade	2-236	**11,000**						**11,000**
D'Arcy Lift Station Load Shedding Upgrade	2-237	**400**						**400**
Collection System Power Reliability Study	2-238	**120**						**120**
WWD Business Intelligence	2-239	**150**	**210**	**1,560**	**600**	**480**		**3,000**
Customer Billing and Work Management Systems Upgrades Program	2-240	**380**	**495**	**985**	**545**	**255**	**235**	**2,895**
HR Document Management System	2-241	**300**						**300**
Geographical Information System and Public Works Manager Upgrades	2-242	**310**						**310**
Corporate and Departmental Asset Management Plans	2-243	**200**						**200**
Sewer Renewals - First charge on 2016 Capital Budget of up to $2,500,000 (Council December 9, 2015)	2-244	**16,900**	**17,800**	**18,200**	**19,500**	**20,500**	**21,500**	**114,400**
Total Wastewater		**702,450**	**52,387**	**86,781**	**59,515**	**62,547**	**56,345**	**1,020,025**
Land Drainage and Flood Control								
Public Works								
Land Drainage Sewers - Regional / Local Streets	2-46	**700**	**1,000**	**1,000**	**1,000**	**300**	**300**	**4,300**
Planning, Property and Development								
Riverbank Greenway Programs	2-128	**443**	**405**	**406**	**411**	**453**	**424**	**2,542**
Riverbank Stabilization - Physical Asset Protection	2-136	**1,686**	**1,000**	**1,000**	**1,000**	**1,038**	**1,008**	**6,732**
Water and Waste - General Capital Fund								
Flood Pumping Station Rehabilitation	2-192	**1,000**	**1,000**	**1,000**	**1,000**	**1,000**	**1,000**	**6,000**
Land Drainage and Combined Sewers Outfall Gate Structures	2-193	**2,600**	**2,400**	**1,750**	**1,700**	**2,000**		**10,450**
Flood Manual Upgrades	2-194	**325**						**325**
Development Agreement Paybacks	2-195	**500**	**500**	**500**				**1,500**
Outfall Rehabilitation	2-196	**500**	**2,000**	**2,000**	**2,000**	**2,000**	**2,000**	**10,500**
Total Land Drainage and Flood Control		**7,754**	**8,305**	**7,656**	**7,111**	**6,791**	**4,732**	**42,349**

CAPITAL PROJECTS SUMMARY *SERVICE BASED VIEW* *(in Thousands of $)*	PAGE NO.	PRELIMINARY CAPITAL BUDGET 2016	FORECAST 2017	2018	2019	2020	2021	6 YEAR TOTAL
Solid Waste Disposal ***Water and Waste - Solid Waste***								
Brady Road Resource Management Facility - Administration Building	2-245	**550**	**2,500**					**3,050**
Brady Road Resource Management Facility - Alternative Energy Feasibility Study	2-246	**200**						**200**
Brady Road Resource Management Facility - Cell Construction - Phase 1	2-247	**2,600**	**2,100**	**2,200**	**2,300**			**9,200**
Brady Road Resource Management Facility - Cell Construction - Phase 2	2-248				**600**	**3,850**	**2,950**	**7,400**
Brady Road Resource Management Facility - Drainage, Roadways and Site Improvements	2-249	**600**	**400**					**1,000**
Brady Road Resource Management Facility - Landfill Gas Capture Expansion - Phase 2	2-250	**1,600**		**1,800**				**3,400**
Closed Landfill Site Improvement	2-251	**200**						**200**
Total Solid Waste Disposal		**5,750**	**5,000**	**4,000**	**2,900**	**3,850**	**2,950**	**24,450**
Recycling and Waste Diversion ***Water and Waste - Solid Waste***								
Comprehensive Integrated Waste Management Strategy (CIWMS) - 4R Winnipeg Depots (Community Resource Recovery Centres)	2-252	**400**	**4,750**					**5,150**
Total Recycling and Waste Diversion		**400**	**4,750**					**5,150**
TOTAL WATER AND WASTE, RIVERBANK MANAGEMENT AND THE ENVIRONMENT		**761,674**	**105,762**	**130,520**	**91,421**	**98,604**	**94,212**	**1,282,193**

CAPITAL PROJECTS SUMMARY *SERVICE BASED VIEW* *(in Thousands of $)*	PAGE NO.	PRELIMINARY CAPITAL BUDGET 2016	FORECAST 2017	2018	2019	2020	2021	6 YEAR TOTAL
PROPERTY AND DEVELOPMENT, HERITAGE AND DOWNTOWN DEVELOPMENT								
Neighbourhood Revitalization								
Community Services								
Community Incentive Grant Program	2-61	**1,665**	**1,698**	**1,732**	**1,767**	**1,802**	**1,838**	**10,502**
Planning, Property and Development								
Building Communities Initiative III	2-138	**500**	**2,120**	**2,000**	**3,780**	**1,600**		**10,000**
Municipal Accommodations								
City-Wide Accessibility Program	2-158	**425**	**425**	**425**	**425**	**425**	**425**	**2,550**
Total Neighbourhood Revitalization		**2,590**	**4,243**	**4,157**	**5,972**	**3,827**	**2,263**	**23,052**
Heritage Conservation								
Municipal Accommodations								
Historic Buildings	2-146	**200**	**200**	**270**	**214**	**217**	**220**	**1,321**
City Clerks								
Corporate Records Centre	2-166		**150**					**150**
Total Heritage Conservation		**200**	**350**	**270**	**214**	**217**	**220**	**1,471**
Property Asset Management - Tax Supported								
Planning, Property and Development								
Computer Automation	2-127	**200**	**120**	**144**	**133**	**119**	**143**	**859**
Land Acquisition for General Unspecified Purposes	2-134		**300**	**240**	**228**	**274**	**238**	**1,280**
Total Property Asset Management - Tax Supported		**200**	**420**	**384**	**361**	**393**	**381**	**2,139**

CAPITAL PROJECTS SUMMARY *SERVICE BASED VIEW* *(in Thousands of $)*	PAGE NO.	PRELIMINARY CAPITAL BUDGET 2016	FORECAST 2017	FORECAST 2018	FORECAST 2019	FORECAST 2020	FORECAST 2021	6 YEAR TOTAL
Property Asset Management - Municipal Accommodations								
Municipal Accommodations								
General Building Renovation and Refurbishing	2-140	**100**	**100**	**500**	**500**	**500**	**500**	**2,200**
Accommodation Facilities	2-141	**525**	**851**	**1,992**	**1,819**	**1,839**	**1,790**	**8,816**
Millennium Library - HVAC and Temperature Control Improvements	2-142	**500**	**1,000**					**1,500**
Fire / Life Safety / Regulatory Upgrades	2-143	**339**	**588**	**720**	**759**	**708**	**704**	**3,818**
Energy Conservation	2-144	**100**	**100**	**140**	**158**	**130**	**136**	**764**
Tenant Improvement Prepayment - Major Department	2-145			**193**	**155**	**186**	**183**	**717**
Generator Set Replacement and Upgrades	2-147			**130**	**113**	**136**	**123**	**502**
Security / Building Automation System Initiatives	2-148	**240**	**240**	**240**	**240**	**240**	**240**	**1,440**
Building Asset / Work Management Program	2-156	**162**	**152**	**163**	**175**	**170**	**164**	**986**
City Hall - Building Refurbishment	2-161	**1,200**	**1,000**					**2,200**
Total Property Asset Management - Municipal Accommodations		**3,166**	**4,031**	**4,078**	**3,919**	**3,909**	**3,840**	**22,943**
Cemeteries								
Planning, Property and Development								
Cemeteries - Improvements	2-129	**432**	**408**	**400**	**390**	**398**	**406**	**2,434**
Total Cemeteries		**432**	**408**	**400**	**390**	**398**	**406**	**2,434**
TOTAL PROPERTY AND DEVELOPMENT, HERITAGE AND DOWNTOWN DEVELOPMENT		**6,588**	**9,452**	**9,289**	**10,856**	**8,744**	**7,110**	**52,039**

CAPITAL PROJECTS SUMMARY ***SERVICE BASED VIEW*** *(in Thousands of $)*	PAGE NO.	PRELIMINARY CAPITAL BUDGET 2016	FORECAST 2017	2018	2019	2020	2021	6 YEAR TOTAL
PROTECTION, COMMUNITY SERVICES AND PARKS / WINNIPEG POLICE BOARD								
Police Response								
Winnipeg Police Service								
P25 Public Safety Radio System (formerly Trunk Radio System) - First charge on 2016 Capital Budget of up to $6,580,000 (Council November 25, 2015)	2-92	**6,580**						**6,580**
North Station Information Technology Requirements	2-93		**490**					**490**
Police Divisions Systems Upgrades	2-94	**1,100**	**1,300**					**2,400**
P25 Public Safety Radio System (formerly Radio Upgrade for Districts 3 and 4) - First charge on 2016 Capital Budget of up to $490,000 (Council November 25, 2015)	2-95	**490**						**490**
Mobile and Transient Users	2-96	**250**						**250**
Major Case Management System Expansion	2-97	**1,158**			**500**			**1,658**
Body Worn Camera System (formerly Officer Mobile Video System)	2-98		**1,000**					**1,000**
Police Headquarters Building Systems Safeguards	2-99	**290**	**510**					**800**
Electronic Ticketing	2-100	**200**						**200**
North District Police Station	2-102	**3,129**	**20,188**					**23,317**
Building Video Surveillance Systems	2-104			**4,160**				**4,160**
Intelligence Led Reporting (Phase 2)	2-105			**1,050**				**1,050**
WPS Data Integration, Auditing and Quality Solution Tool	2-106			**662**				**662**
Automated Fingerprint Identification System (AFIS)	2-107				**500**			**500**
Technology Upgrades - Information Systems	2-108				**1,200**			**1,200**
In Car Computing	2-109				**1,500**			**1,500**
Bomb Unit Truck Replacement	2-110				**300**			**300**
Fire Suppression System	2-111				**767**			**767**
Next Generation 911	2-112					**800**	**1,000**	**1,800**
Communication Centre Back Up Site Upgrade	2-113					**400**		**400**
River Patrol Building	2-114					**1,820**		**1,820**
Archival and Exhibit Building	2-115						**2,519**	**2,519**
Computer Assisted Dispatch Upgrade	2-116						**950**	**950**
Schedule and Management System Upgrade	2-117						**500**	**500**
Police Headquarters Information System Upgrades	2-118						**2,100**	**2,100**
Total Police Response		**13,197**	**23,488**	**5,872**	**4,767**	**3,020**	**7,069**	**57,413**
Fire and Rescue Response								
Fire Paramedic Service								
Facilities Optimization (formerly Facilities Replacement, Relocation and Enhancement Program)	2-119	**690**	**925**	**3,934**	**6,339**			**11,888**
P25 Public Safety Radio System (formerly Replacement Radio System) - First charge on 2016 Capital Budget of up to $3,728,000 (Council November 25, 2015)	2-120	**3,728**						**3,728**
Equipment Obsolescence	2-121	**1,260**	**4,457**	**1,010**	**772**	**739**	**739**	**8,977**
911 Call Centre Resilience	2-122		**861**	**260**			**124**	**1,245**
Computer Aided Dispatch (CAD)	2-123		**7,095**					**7,095**
Station Capital Maintenance	2-124		**3,938**	**2,852**	**1,270**	**4,400**	**7,743**	**20,203**
Total Fire and Rescue Response		**5,678**	**17,276**	**8,056**	**8,381**	**5,139**	**8,606**	**53,136**

CAPITAL PROJECTS SUMMARY		**PRELIMINARY CAPITAL**						
SERVICE BASED VIEW	**PAGE**	**BUDGET**	**FORECAST**					**6 YEAR**
(in Thousands of $)	**NO.**	**2016**	**2017**	**2018**	**2019**	**2020**	**2021**	**TOTAL**
Medical Response								
Fire Paramedic Service								
Decontamination Unit	2-125	**116**						**116**
Emergency Medical Service (EMS) Training Equipment	2-126					**119**		**119**
Total Medical Response		**116**				**119**		**235**
Recreation								
Community Services								
Tyndall Park - Feasibility Study	2-75	**100**						**100**
Recreational Facility Safety, Security and Accessibility Improvements Program	2-76	**153**	**156**	**159**	**162**	**165**	**168**	**963**
Fitness Equipment Upgrade Program	2-77	**239**	**222**	**233**	**227**	**230**	**235**	**1,386**
Recreation Equipment Program	2-78		**608**		**400**		**400**	**1,408**
East Elmwood Leisure Centre Amenities and Equipment	2-79	**208**						**208**
Recreation Facility Replacement - New Infrastructure	2-80	**300**	**3,800**		**7,000**		**5,000**	**16,100**
Recreation Refurbishment and Redevelopment Program - Existing Infrastructure	2-82						**2,000**	**2,000**
Pan Am Pool	2-83	**1,400**						**1,400**
Boni-Vital Pool	2-84				**100**		**5,880**	**5,980**
Spray Pad Development - Old Ex Wading Pool Site	2-85		**750**					**750**
Spray Pad Development - Freighthouse Outdoor Pool Site	2-86		**750**					**750**
Business Application Systems	2-87		**250**	**306**	**312**			**868**
Technology Upgrade and Replacement Program	2-88			**306**			**325**	**631**
Community Centre Renovation Grant Program (CCRGP)	2-89	**965**	**965**	**965**				**2,895**
Planning, Property and Development								
Mayfair Recreation Centre Redevelopment	2-139	**198**						**198**
Municipal Accommodations								
Community Centres - Refurbishing and Improvements	2-149	**700**	**620**	**644**	**673**	**667**	**661**	**3,965**
Arenas	2-150	**525**	**325**	**525**	**525**	**565**	**533**	**2,998**
Indoor Aquatic Facilities	2-151	**535**	**2,405**	**2,470**	**2,518**	**2,516**	**2,359**	**12,803**
Pan Am Pool - Boiler System Replacement	2-152	**1,242**						**1,242**
Pan Am Indoor Pool - Parking Lot Refurbishment	2-153	**753**	**126**					**879**
Outdoor Aquatic Facilities	2-154	**350**	**342**	**340**	**338**	**340**	**342**	**2,052**
Community Facilities	2-155	**200**	**200**	**260**	**212**	**214**	**217**	**1,303**
UFF - Hockey Pen Light Standard Replacement	2-157	**100**	**100**	**100**	**100**	**100**	**100**	**600**
Transcona Centennial Pool	2-159	**2,300**						**2,300**
St. James Civic Centre	2-160		**5,986**	**2,080**				**8,066**
Total Recreation		**10,268**	**17,605**	**8,388**	**12,567**	**4,797**	**18,220**	**71,845**

CAPITAL PROJECTS SUMMARY *SERVICE BASED VIEW* *(in Thousands of $)*	PAGE NO.	PRELIMINARY CAPITAL BUDGET 2016	FORECAST 2017	2018	2019	2020	2021	6 YEAR TOTAL
Parks and Urban Forestry								
Public Works								
Reforestation - Improvements	2-48	**766**	**766**	**766**	**383**	**383**	**383**	**3,447**
Athletic Fields - Improvements	2-49	**200**	**200**	**200**	**200**	**200**	**200**	**1,200**
Parks - Improvements	2-50	**850**	**700**	**755**	**655**	**655**	**655**	**4,270**
Regional and Community Parks - Buildings	2-51	**1,200**	**1,300**	**850**	**950**	**950**	**370**	**5,620**
Off Leash Dog Park Master Plan	2-53	**100**						**100**
Hardsurface Upgrading	2-54	**150**	**150**	**150**	**150**	**150**	**150**	**900**
Parks and Recreation Enhancement Program	2-55	**3,300**	**3,300**	**3,300**	**3,300**	**3,300**	**3,300**	**19,800**
Urban Forest Enhancement Program	2-57	**1,300**	**1,300**	**1,300**	**1,300**	**1,300**	**1,300**	**7,800**
Regional Parks Investment Strategy	2-59	**200**	**100**					**300**
Kilcona Park Master Plan	2-60						**2,350**	**2,350**
Planning, Property and Development								
Developer Payback	2-135	**275**	**280**	**278**	**292**	**274**	**280**	**1,679**
Total Parks and Urban Forestry		**8,341**	**8,096**	**7,599**	**7,230**	**7,212**	**8,988**	**47,466**
Libraries								
Community Services								
Library Facility Safety, Security and Accessibility Improvements Program	2-62	**256**	**312**	**318**	**324**	**330**	**336**	**1,876**
Library Interior Infrastructure Replacement Program	2-63	**150**	**300**	**306**	**312**	**318**	**325**	**1,711**
Library Technology Upgrade and Replacement Program	2-64	**350**	**500**	**510**	**520**	**530**	**541**	**2,951**
Library Refurbishment and Redevelopment Program - Existing Infrastructure	2-65	**250**	**500**	**510**	**520**	**530**	**541**	**2,851**
Millennium Library "Maker Space" Project	2-66	**500**						**500**
Library Facility Redevelopment - St. Vital Library	2-67	**107**						**107**
Library Facility Redevelopment - River Heights Library	2-69	**5,060**						**5,060**
Library Facility Redevelopment - West Kildonan Library	2-70						**2,000**	**2,000**
Library Facility Redevelopment - St. James Library	2-71			**6,492**				**6,492**
Waverley West Library	2-72		**100**			**7,586**		**7,686**
Library Refurbishment and Redevelopment Program - Existing Infrastructure: Cornish Library	2-73	**1,100**						**1,100**
Library Refurbishment and Redevelopment Program - Existing Infrastructure: St. John's Library	2-74	**1,100**						**1,100**
Total Libraries		**8,873**	**1,712**	**8,136**	**1,676**	**9,294**	**3,743**	**33,434**

CAPITAL PROJECTS SUMMARY *SERVICE BASED VIEW* *(in Thousands of $)*	PAGE NO.	PRELIMINARY CAPITAL BUDGET 2016	FORECAST 2017	2018	2019	2020	2021	6 YEAR TOTAL
Arts, Entertainment and Culture								
Community Services								
Assiniboine Park Conservancy (APC) - Infrastructure and Sustainability - First charge on 2016 Capital Budget of up to $1.041 million (Council March 23, 2015)	2-90	**5,123**	**5,123**	**5,123**	**5,123**	**2,000**	**2,000**	**24,492**
Assiniboine Park Conservancy (APC) - Capital Development Plan	2-91	**969**						**969**
Planning, Property and Development								
Public Art Strategy	2-133	**500**	**500**	**500**	**500**	**500**	**500**	**3,000**
City Clerks								
2017 Canada Summer Games	2-169	**750**	**750**					**1,500**
Total Arts, Entertainment and Culture		**7,342**	**6,373**	**5,623**	**5,623**	**2,500**	**2,500**	**29,961**
Insect Control								
Public Works								
Insect Control - Replace 3 Grey Street Operations Building	2-56		**732**					**732**
Total Insect Control			**732**					**732**
TOTAL PROTECTION, COMMUNITY SERVICES AND PARKS / WINNIPEG POLICE BOARD		**53,815**	**75,282**	**43,674**	**40,244**	**32,081**	**49,126**	**294,222**

CAPITAL PROJECTS SUMMARY *SERVICE BASED VIEW* *(in Thousands of $)*	PAGE NO.	PRELIMINARY CAPITAL BUDGET 2016	FORECAST 2017	2018	2019	2020	2021	6 YEAR TOTAL
EXECUTIVE POLICY								
Organizational Support Services								
Corporate Support Services								
Communication Tower Relocation - First charge on 2016 Capital Budget of up to $850,000 (Council July 15, 2015)	2-170	**850**						**850**
PeopleSoft Upgrade	2-171	**1,088**	**1,800**	**412**				**3,300**
Communications Network Infrastructure	2-172	**225**	**375**	**540**	**267**	**375**	**776**	**2,558**
Enterprise Computing Initiatives	2-173	**1,896**	**1,100**	**1,629**	**1,127**	**1,936**	**1,909**	**9,597**
Print Asset Renewal	2-174	**167**						**167**
Aerial Imagery Renewal Program	2-175	**150**		**165**		**190**		**505**
Software Renewal Program	2-176	**157**			**157**			**314**
311 Renewal	2-177	**100**	**450**	**250**	**100**	**450**	**250**	**1,600**
Teraspan Fibre Ring Renewal	2-178	**119**						**119**
Infrastructure Service Enhancements	2-179	**150**	**100**					**250**
Candidate Gateway	2-180	**621**	**218**					**839**
Other Projects								
PeopleSoft Accounts Receivable and Billing	2-183	**550**						**550**
Total Organizational Support Services		**6,073**	**4,043**	**2,996**	**1,651**	**2,951**	**2,935**	**20,649**
Assessment, Taxation and Corporate								
Assessment and Taxation								
Assessment Automation	2-181		**870**	**320**	**350**	**200**	**350**	**2,090**
Total Assessment, Taxation and Corporate			**870**	**320**	**350**	**200**	**350**	**2,090**
Council Services								
City Clerks								
Innovation Capital Fund	2-165	**1,000**	**1,000**	**1,000**	**1,000**	**1,000**	**1,000**	**6,000**
Election Systems	2-167		**200**	**200**			**200**	**600**
Decision Making Information System (DMIS) Replacement	2-168			**250**				**250**
Total Council Services		**1,000**	**1,200**	**1,450**	**1,000**	**1,000**	**1,200**	**6,850**
TOTAL EXECUTIVE POLICY		**7,073**	**6,113**	**4,766**	**3,001**	**4,151**	**4,485**	**29,589**
TOTAL CAPITAL PROGRAM - SERVICE BASED VIEW		**1,178,680**	**359,122**	**368,791**	**319,917**	**328,232**	**337,557**	**2,892,299**

Return to Appendices Table of Contents

City of Winnipeg
Cost Estimate Classification System

Feb 2015

Estimation Classification*	Project Definition	Project Definition % Complete	Accuracy of Cost Estimate
Class 1	Detail Design Drawing and Specification Complete, Pre-Tender Estimate	~90% - 95%	-5% to +10%
Class 2	Design Development in progress	~60%	-10% to +20%
Class 3	**Preliminary Design, for Budget Authorization**	**~30%**	**-20% to +30%**
Class 4	Feasibility Study	~10%	-30% to +60%
Class 5	Concept Screening, Rough Order of Magnitude Estimate	~1%	-50% to +100%
Scalable	Project/Program scope can be adjusted to fit the Budget	N/A	N/A

Cost Estimate Class Descriptions

Class 1	Estimates prepared based on completed detail design documentation (plans and specifications) as well as complete project delivery plans. At pre-tender estimate stage.
Class 2	Estimates prepared in progressive detail from a class 3 and are used to establish a contract value against which decisions can be made to revise the scope of the project and manage risk at a specific milestone in the design development.
Class 3**	**Estimates based on completed preliminary design documentation. This Class 3 estimate will form the basis for budget authorization and set initial control estimate against which project deliverables will be measured (i.e. on budget).**
Class 4	Estimates prepared based on limited information with some engineering work completed and preliminary scope determination.
Class 5	Rough estimate prepared based on very limited information with no engineering work completed. Used to make an assessment of initial viability and for long range capital planning.
Scalable	Scalable projects/programs will be sized according to the final budget authorization.

* Determined using the Association for the Advancement of Cost Engineering (AACE) International Recommended Practices 17R-97, 18R-97 & 56R-08

** City Auditor has recommended that a Class 3 estimate is prepared one year in advance of construction

Return to Appendices Table of Contents

Public Private Partnership Payments as a Percentage of Cash to Capital / Gas Tax

(In thousands of dollars)	2016	2017	2018	2019	2020	2021
Tax Supported Public Private Partnership Payments:						
1 Charleswood Bridge	$ 1,478	$ 1,478	$ 1,478	$ 1,478	$ 1,478	$ 1,478
2 Disraeli Bridge and Overpass Facility	18,400	18,325	18,250	14,900	13,200	13,250
3 Chief Peguis Trail - Henderson to Lagimodiere	7,150	7,185	7,230	7,270	7,315	7,360
4 East District Police Station	990	990	1,012	1,056	1,056	1,056
Total	$ 28,018	$ 27,978	$ 27,970	$ 24,704	$ 23,049	$ 23,144
Less Manitoba Winnipeg Infrastructure Fund (2010 - 2019)	(5,000)	(5,000)	(5,000)	(5,000)	-	-
Net Public Private Partnership Payments	**$ 23,018**	**$ 22,978**	**$ 22,970**	**$ 19,704**	**$ 23,049**	**$ 23,144**
Financing Sources:						
1 Cash to Capital	$ 76,228	$ 78,778	$ 80,278	$ 70,778	$ 72,778	$ 74,778
2 Federal Gas Tax	41,950	41,950	43,948	43,948	43,948	43,948
Total Cash to Capital and Gas Tax	**$ 118,178**	**$ 120,728**	**$ 124,226**	**$ 114,726**	**$ 116,726**	**$ 118,726**
Payments as a Percentage of Cash to Capital and Gas Tax	**19.48%**	**19.03%**	**18.49%**	**17.17%**	**19.75%**	**19.49%**

Notes:

1. Public Private Partnership Payments include annual service/financing payments and debt servicing payments.

2. On December 15, 2009, Council adopted that the annual lease/service payments and debt servicing costs for tax supported public private partnerships be funded annually up to a maximum of 30% of the cash to capital contribution and the federal gas tax.

3. The Province of Manitoba announced an additional $53.3 million over a ten-year period for roads funding to the City of Winnipeg, amending its contribution to the City under the Manitoba Winnipeg Infrastructure Fund.

4. The “Southwest Rapid Transitway (Stage 2) and Pembina Highway Underpass” capital project was approved by Council on June 25, 2014. As this is a Utility and Other project, it will not impact this Public Private Partnership Payments calculation.

Return to Appendices Table of Contents

Appendix 4

Transfers from Other Capital Accounts / Surplus Capital

Source (From)		Capital Project (To)	2016	2017
	($000's)		($000's)	
Corporate				
2015 Corporate Non-Specified Capital Account	$ 11,600	Developer Payback (Public Works)	$ -	$ 1,600
		Regional and Local Street Renewal	3,584	-
		APC - Infrastructure & Sustainability	-	3,580
		Transcona Centennial Pool	1,000	
		St. James Civic Centre	-	1,836
	11,600		4,584	7,016
Winnipeg Police Service				
2014 Police Computer Upgrades	350	Police Headquarters Building Systems Safeguards	290	510
2014 Police System Upgrade Other	450			
	800			
2014 Police Communication Centre	200	Electronic Ticketing	200	-
2012 North District Police Station (formerly Police Building Replacement)	3,129	North District Police Station	3,129	-
2015 Police Divisions Systems Upgrade	1,300	P25 Public Safety Radio System (formerly Trunk Radio System)	1,300	-
Fire Paramedic Service				
2015 Station Capital Maintenance	541			
2015 911 Call Centre Resilience	480	P25 Public Safety Radio System (formerly		
	1,021	Replacement Radio System)	1,021	-
Planning, Property and Development				
2012 Churchill Park Riverbank Stabilization	686	Riverbank Stabilization - Physical Asset Protection	686	-
2013 Mayfair Recreation Centre Redevelopment	198	Mayfair Recreation Centre Redevelopment	198	-
Corporate Support Service				
2014 311 Renewal	100			
2015 Software Renewal	70			
2015 Teraspan Fibre Ring Renewal	200			
2015 Data Warehouse / Business Intelligence	218			
	588	PeopleSoft Upgrade	588	-
Other Projects (Corporate Finance):				
2013 PeopleSoft Accounts Receivable and Billing	550	PeopleSoft Accounts Receivable and Billing	550	-
Total Transfers from Other Capital Accounts / Surplus Capital			**$ 12,546**	**$ 7,526**
Transfer Prior Year Surplus - Manitoba Winnipeg Infrastructure Fund (MWIF) (from 2008, 2009 & 2010 commitments)	100	Tyndall Park - Feasibility Study	100	-
	3,900	St. James Civic Centre	3,900	-
Total Prior Year Surplus - Manitoba Winnipeg Infrastructure Fund (MWIF)	**4,000**		**4,000**	**-**
Grand Total			**$ 16,546**	**$ 7,526**

Return to Appendices Table of Contents

Transfer to Capital Reconciliation

Departments	2015 Adopted Budget	2016 Preliminary Budget	Variance
Winnipeg Police Service	$ 4,986,000	$ 8,278,000	$ 3,292,000
Public Works	31,131,000	22,294,000	(8,837,000)
Fire Paramedic Service	3,348,000	4,333,000	985,000
Community Services	13,204,000	9,768,000	(3,436,000)
Planning, Property and Development	2,856,000	1,828,000	(1,028,000)
Water and Waste (Land Drainage)	4,945,000	4,425,000	(520,000)
Corporate Support Services	2,494,000	3,874,000	1,380,000
Assessment and Taxation/Local Improvements	1,350,000	600,000	(750,000)
Corporate Finance	300,000	-	(300,000)
City Clerks	1,750,000	1,750,000	-
Corporate	970,995	(569,010)	(1,540,005)
Total tax supported	**$ 67,334,995**	**$ 56,580,990**	**$ (10,754,005)**
Transit	4,170,995	17,173,000	13,002,005
Municipal Accommodations	10,472,010	2,474,010	(7,998,000)
Total City Transfer to Capital	**$ 81,978,000**	**$ 76,228,000**	**$ (5,750,000)**
Corporate - Savings from capital closure	(5,500,000)	-	5,500,000
TOTAL	**$ 76,478,000**	**$ 76,228,000**	**$ (250,000)**

Notes:

1. 2015 transfers to capital are based on the 2015 Adopted Capital Budget adjusted for assumed provincial funding. 2016 transfers are based on the 2016 Preliminary Capital Budget adjusted for assumed provincial funding.

2. Public Works transfer to capital excludes transfers to the regional and local streets reserves (2015 - $23.7 million and 2016 - $33.5 million) and transfer to capital - frontage levy of $10 million.

3. Municipal Accommodations' 2015 adopted budget and 2016 preliminary budget reflect internal financing interest on a portion of the Police Headquarters which is included in the transfer to capital totals in an amount of $569,010. This is offset as a Corporate adjustment above.

4. Year over year Total City Transfer to Capital change:

a) replacement with Frontage Levy financing dedicated to capital	(10,000,000)
b) replacement with Land Operating Reserve financing dedicated to capital	(1,700,000)
c) other increase, including incremental cash to capital of $4.5 million ($11 million in 2016 less $6.5 million in 2015 invested in the Regional Street Renewal capital program)	5,950,000
	(5,750,000)

Return to Appendices Table of Contents

Appendix 5B

2016 Operating Budget Reconciliation
Variances Net of Transfer to Capital / Regional and Local Street Renewal Reserves / Frontage Levy
Tax Supported Summary

	2015 Adopted Budget	2016 Preliminary Budget	Transfer to Capital: Cash to Capital Variance	Transfer to Capital: Frontage Levy / Reserves Variance	Other Variances
Expenditures:					
Departmental:					
Police Service	$ 263,977,645	**$ 280,669,573**	$ 3,292,000		$ 13,399,928
Public Works	204,446,999	**215,520,928**	(8,837,000)	19,800,000	110,929
Fire Paramedic Service	178,321,417	**190,139,829**	985,000		10,833,412
Community Services	118,568,706	**111,408,533**	(3,436,000)		(3,724,173)
Planning, Property and Development	48,513,442	**44,295,018**	(1,028,000)		(3,190,424)
Water and Waste	30,923,306	**30,399,443**	(520,000)		(3,863)
Street Lighting	12,521,647	**12,962,647**	-		441,000
Corporate Support Services	32,963,368	**37,253,982**	1,380,000		2,910,614
Assessment and Taxation	20,519,895	**19,985,887**	(750,000)		215,992
Corporate Finance	9,129,967	**9,015,503**	(300,000)		185,536
City Clerks	12,947,687	**14,550,008**	-		1,602,321
Other departments	14,396,556	**15,205,821**	-		809,265
Sub-total Departmental	$ 947,230,635	**$ 981,407,172**	$ (9,214,000)	$ 19,800,000	$ 23,590,537
Corporate:					
Debt and finance charges	$ 503,222	**$ 542,945**			$ 39,723
Taxes	9,562,560	**10,576,362**			1,013,802
Insurance and damage claims	3,410,650	**4,130,682**			720,032
Contribution to Transit	47,349,724	**69,918,833**			22,569,109
Other	(13,959,492)	**(12,527,272)**	3,959,995		(2,527,775)
Sub-total Corporate	$ 46,866,664	**$ 72,641,550**	$ 3,959,995	$ -	$ 21,814,891
Total Expenditures	**$ 994,097,299**	**$ 1,054,048,722**	**$ (5,254,005)**	**$ 19,800,000**	**$ 45,405,428**

Notes:

1. Public Works' transfer to capital variance includes transfers to the regional and local street renewal reserves of $9.8 million (2015 - $23.7 million and 2016 - $33.5 million) and transfer to capital - frontage levy of $10 million.

2. 2015 Adopted Budget is restated to reflect the transfer of the Communications Division from Corporate Support Services to Chief Administrative Offices.

Return to Appendices Table of Contents

2016 Operating Budget Reconciliation
Budget Net of Transfer to Capital / Regional and Local Street Renewal Reserves / Frontage Levy
Tax Supported Summary

	2015 Net Budget	2016 Net Budget	Variance
Expenditures:			
Departmental:			
Police Service	$ 258,991,645	$ 272,391,573	$ 13,399,928
Public Works	149,615,999	149,726,928	110,929
Fire Paramedic Service	174,973,417	185,806,829	10,833,412
Community Services	105,364,706	101,640,533	(3,724,173)
Planning, Property and Development	45,657,442	42,467,018	(3,190,424)
Water and Waste	25,978,306	25,974,443	(3,863)
Street Lighting	12,521,647	12,962,647	441,000
Corporate Support Services	30,469,368	33,379,982	2,910,614
Assessment and Taxation	19,169,895	19,385,887	215,992
Corporate Finance	8,829,967	9,015,503	185,536
City Clerks	11,197,687	12,800,008	1,602,321
Other departments	14,396,556	15,205,821	809,265
Sub-total Departmental	$ 857,166,635	$ 880,757,172	$ 23,590,537
Corporate:			
Debt and finance charges	$ 503,222	$ 542,945	$ 39,723
Taxes	9,562,560	10,576,362	1,013,802
Insurance and damage claims	3,410,650	4,130,682	720,032
Contribution to Transit	47,349,724	69,918,833	22,569,109
Other	(9,430,487)	(11,958,262)	(2,527,775)
Sub-total Corporate	$ 51,395,669	$ 73,210,560	$ 21,814,891
Total Expenditures before Transfer to the General Capital Fund	**$ 908,562,304**	**$ 953,967,732**	**$ 45,405,428**
Capital:			
Transfer to Capital Tax Supported	60,834,995	45,580,990	(15,254,005)
Incremental Transfer to Capital	6,500,000	11,000,000	4,500,000
Transfer to Regional Street Renewal Reserve	9,600,000	14,500,000	4,900,000
Transfer to Local Street Renewal Reserve	14,100,000	19,000,000	4,900,000
Transfer to Capital - Frontage Levy	-	10,000,000	10,000,000
Capital Closing Surplus	(5,500,000)	-	5,500,000
Total Transfer to the General Capital Fund	**$ 85,534,995**	**$ 100,080,990**	**$ 14,545,995**
Total Expenditures	**$ 994,097,299**	**$ 1,054,048,722**	**$ 59,951,423**

Return to Appendices Table of Contents

Appendix 5D

Cash to Capital Surpluses - 2015 Capital Closing Review
Tax Supported Summary

	2015
Total for tax supported departments	
Balance prior to 2015 Capital Closing Review	$ 348,344
Cash to capital surpluses from 2015 capital closing review (see detailed list on the following pages)	11,699,224
Total Cash to Capital Surpluses after 2015 Capital Review	**$ 12,047,568**
Use of Cash to Capital Surpluses	
Amount utilized in the 2016 capital budget and 2017 forecast	$ 11,600,000
Amount retained in Corporate non-specified capital account (see note below)	447,568
Total	**$ 12,047,568**

Note: Amount retained in Corporate non-specified capital account may be reallocated to capital authorization(s) as required, with approval of the Chief Financial Officer, subject to the reallocation being the lesser of $100,000 or 25% of the base capital budget.

Cash to Capital - 2015 Capital Closing Review
List of Project Net Surpluses Closed
Tax Supported Departments

Project Name	Project Year	Net Surplus
Public Works		
Chief Peguis Trail - Henderson Hwy to Lagimodiere Blvd	2007	$ 12,513
Disraeli Bridge and Overpass Facility	2008	363,992
Red River Crossing Feasibility	2009	28,818
Waverley West Arterial Roads project	2010	5,461,555
Pembina Highway Underpass	2011	140,000
Portage Avenue Bridge (Sturgeon Creek)	2012	822,667
Engineering Division Research	2012	3,029
St. James Street Bridge (Omand's Creek)	2013	180,000
Regional and Community Parks - Buildings	2013	200,000
Disraeli Bridge and Overpass Facility	2014	828,935
Asset Management - Traffic Signals/Services	2014	2
Total Public Works		**8,041,511**
Municipal Accommodations & Planning, Property and Development		
Pan Am Pool Building Envelope	2010	99,390
Fort Rouge Leisure Centre Refurbishment	2012	86,838
Bomb Magazine Storage Facility	2012	86,624
General Building Renovation / Refurbishment	2013	62,932
Fire / Life Safety / Regulatory Upgrades	2013	40,612
Energy Conservation	2013	101,327
Historic Buildings	2013	82,722
Security / Building Automation System Initiatives	2013	113,920
Cooling Plant - Public Safety Building - 151 Princess Street	2013	364,984
Arenas*	2013	(2,648)
Outdoor Aquatic Facilities	2013	5,365
Community Facilities	2013	172,499
Building Communities - Administration	2011	9,906
Weather Protected Walkway System	2012	23,967
Land Acquisition for General Unspecified Purposes	2013	291,215
Cemeteries - Improvements	2013	83,757
Developer Payback	2013	67,407
Riverbank Greenway Programs	2013	39,500
Millennium Library Park Redevelopment	2013	15,064
Community Centres - Refurbishment*	2013	(10,719)
Total Municipal Accommodations & Planning, Property and Development		**1,734,662**
Community Services		
Recreation Refurbishment and Redevelopment	2011	1,842
Library Renovation / Refreshment	2012	43,315
Library Facility Safety and Accessibility Improvements Program	2013	82,373
Recreational Facility Safety and Accessibility Improvements Program	2013	7,153
Total Community Services		**134,683**

* Bracketed amounts disclosed above represent cash to capital investment for specific projects as indicated.

Cash to Capital - 2015 Capital Closing Review
List of Project Net Surpluses Closed
Tax Supported Departments

Project Name	Project Year	Net Surplus
Winnipeg Police Service		
In Car Computing	2013	66,044
Total Winnipeg Police Service		**66,044**
Fire Paramedic Service		
Asset Management Program	2013	34,599
Facilities Replacement - Station 11	2013	264,488
Facilities Replacement - Station 19	2013	1,403,411
Total Fire Paramedic Service		**1,702,498**
Corporate Support Services		
PeopleSoft Upgrade	2012	23
E-Government	2013	1,443
PeopleSoft	2013	43
Total Corporate Support Services		**1,509**
Assessment		
Assessment Automation	2012	18,317
Total Assessment		**18,317**
Net cash to capital surpluses from 2015 capital closing review		**$ 11,699,224**

Regional and Local Streets Renewal

Regional Streets

Within the City of Winnipeg there are over 10 million daily vehicle-kilometres of travel, with about 80% of this traffic volume travelling on regional roads – the remaining 20% travel on local streets. The regional system is made up of about 1,800 lane kilometres of regional streets which forms the backbone of the City's transportation system.

In 2012, the City budgeted $11 million for regional street renewal, followed by just under $17 million in 2013. This was insufficient to meet the needed repairs to the regional street system. At this funding level, the condition of the City's regional streets was expected to drop significantly over the next 10 years as illustrated in the table below. The percentage of regional streets in poor condition was expected to increase from 16% to 27% over 10 years.

Pavement Condition Regional Streets	2012	2022 With Historical Funding
New / Good	57%	49%
Fair	27%	24%
Poor	16%	27%

A sustainable level of funding for regional streets is in the range of $60 million per year in today's dollars based on a 25-year view and using a proper asset management approach. Thus we were funding only about a quarter of what was required, resulting in a shortfall in funding of about $45 million per year in today's dollars. Cumulatively over the next 25 years, the funding shortfall for regional streets totals $1.4 billion with construction inflation factored in.

Recent public budget consultation found that (excerpt from MNP's 2013 report):

> "Developing and maintaining the infrastructure, particularly the repair of roads and streets, was identified as a high priority in all components of consultation. Approximately 80% of all survey respondents identified repair and maintenance of streets as one of the top priorities."

Following 2014's introduction of the Regional Street Renewal Reserve, the City has established a permanent enhanced program for regional streets. The new revenue is dedicated to a regional street renewal reserve and used solely for the renewal of regional streets and sidewalks.

Long Term Proposal for Regional Street Renewals – In the event the City does not receive significant new growth revenue from other levels of government, the following plan is proposed. Dedicated annual 1% property tax increase for each of nine years (2014 to 2022) committed to increasing funding for the renewal of regional streets. A small portion of this funding would be used to finance $25 million of borrowing over the first three years ($10 million in 2014, $10 million in 2015, and $5 million in 2016). After nine years of 1% property tax increases, the rate would drop to a level to deal with construction inflation. The year 2023 would be a transition year between the full 1% property tax increase and the required 0.3% increase required to deal with construction inflation. The overall plan would achieve a sustainable funding level for the renewal of regional streets.

Local Streets

In 2011, 20% of local streets along with 16% of back lanes were in poor condition. Winnipeggers' satisfaction with the condition of local streets was low at 40% (poll June 2012). Only one other City service had a lower satisfaction: condition of regional streets, at 38%. In 2012 and 2013, the City's planned spending on the base local street renewal program was about $20 million per year. This includes the $5 million TBO (thin bituminous overlay) program, $3 million for gravel roads and $0.9 million for sidewalk and pathways. Net of the three components just listed, only about $11 million annually was left for the renewal of local streets and back lanes.

A sustainable level of funding for local streets and back lanes is in the range of $80 million per year based on a 25-year view and on a proper asset management approach. Thus the City was funding less than 15% of what was required, resulting in a shortfall in funding of $67 million per year in today's dollars. At that funding level, cumulatively over the next 25 years and adding in construction inflation, the funding shortfall for local streets and back lanes would total $3.6 billion.

Long Term Proposal for Local Street Renewals – In the event the City does not receive significant new growth revenue from other levels of government, the following plan is proposed. Dedicated annual 1% property tax increase for each of 9 years committed to increasing funding for the renewal of local streets, back lanes and sidewalks. A small portion of this funding would be used to finance $27 million of borrowing beginning in 2013 ($10 – $10 – $6 – $1). In the tenth year, the new street property tax funding could be exchanged with the current frontage levy. Thereafter the frontage levy rate could be increased annually by $1.00 per foot frontage for an estimated 13 years. The overall plan would achieve a sustainable funding level for the renewal of local streets.

The proposal would result in the regional and local street renewal programs being funded with a sustainable funding source and mostly on a cash basis. In addition, a significant increase in City spending on street renewal would have a strong positive economic impact.

Return to Appendices Table of Contents

Funding Plan for Southwest Rapid Transitway (Stage 2) and Pembina Highway Underpass

This combined project is made up of two components: the widening of Pembina Highway through the Pembina Underpass at Jubilee, and the construction of Stage 2 of the Southwest Rapid Transitway. On June 25, 2014, Council amended the 2014 Capital Budget and approved the project.

The estimated cost of the project is approximately $590 million. The Federal Government through PPP Canada has committed approximately $140 million and the Province of Manitoba has committed $225 million towards the project. The City of Winnipeg share is also $225 million equivalent but in the form of annual P3 payments for 30 years as well as annual debt payments. The first P3 payment is required in 2020. In addition, annual operating and maintenance P3 payments are required. These will be cost shared between the City and the Province of Manitoba. Thus in 2020, the City's total P3 annual payment (first) is estimated at $18.4 million along with a City debt repayment amount of $1.3 million also starting up in 2020 – for a total annual payment of $19.7 million.

Background – Both projects are necessary to maintain / improve the public's service expectations. Over the next several decades, a significant portion of the expected growth in Winnipeg's population will occur in the southwest quadrant of the City. Increases in traffic congestion will be detrimental to both auto drivers and transit passengers alike.

The widening of the Pembina Underpass will relieve some of the congestion already experienced in the vicinity of Pembina & Jubilee. The construction of Stage 2 of the Southwest Rapid Transitway will not only improve on existing transit travel times, it will increase reliability, convenience and competiveness as well as attract additional riders. The Transitway will prevent transit travel times along the corridor from increasing as traffic congestion worsens in the coming years.

Southwest Rapid Transitway (Stage 2), Project Overview – Stage 2 of the Southwest Transitway (SWT) will be a dedicated corridor that will extend from Pembina & Jubilee to the University of Manitoba and to Markham Road. As shown in Figure 1 (next page), Stage 2 will extend westward through the Parker Lands, then southeast along a Manitoba Hydro right-of-way, crossing McGillivray, Clarence and Chevrier before crossing under the CN Letellier subdivision.

The transitway will then run parallel to the CN railway as it crosses Bishop Grandin and Chancellor. An access to Southpark Drive will allow some routes to enter the University of Manitoba/Investors Group Field via the Southwood Lands. The transitway will extend as far south as Markham, where routes serving Waverley West, Fort Richmond, Richmond West and St. Norbert will enter/exit the transitway.

Pembina Highway Underpass Widening, Project Overview

Combined with the construction of the Transitway will be the widening of the Pembina Highway Underpass which will include the following roadway improvements: addition of third northbound traffic lane to allow for three lanes in each direction; increased lane width; improved left turn lane; and the construction of bicycle and pedestrian facilities on both sides of Pembina Highway through the Pembina Highway Underpass.

To make way for the widening of the Pembina Highway Underpass, associated railway works will include a new CN rail bridge over Pembina Highway and track relocation on the CN Letellier Subdivision and the CN Rivers Subdivision near Jubilee.

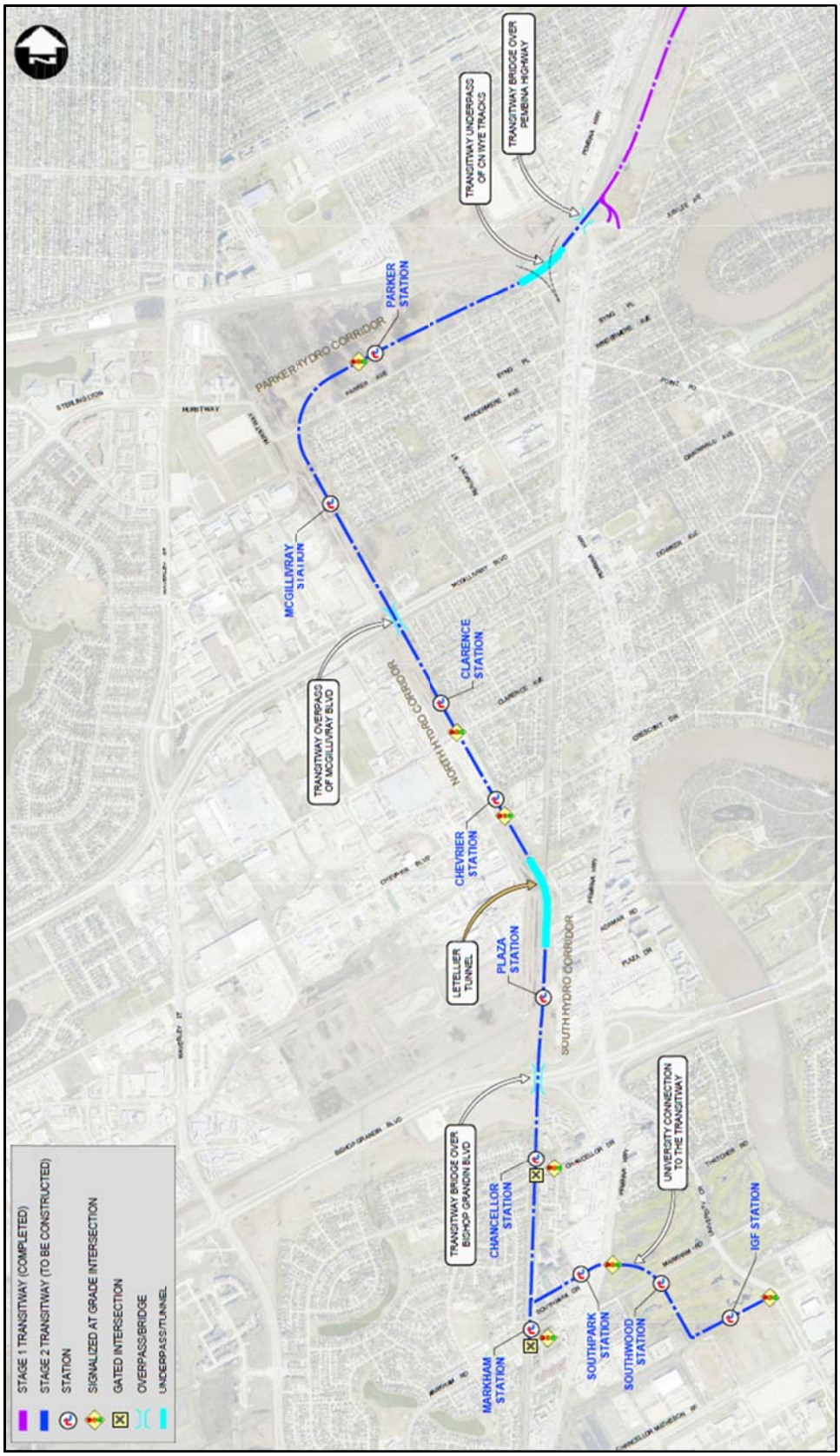

Figure 1 – Proposed Alignment and Approximate Station Locations

Proposed Financing Plan – In the event the City is unable to access new sources of revenues, the following funding plan is proposed for this project. The City's proposed funding plan is to commit to a dedicated annual property tax increase of 0.33% (one third of 1%) for 10 years starting in 2016 along with an additional annual transfer from the Transit System Fund of $1.7 million. This will finance the Southwest Rapid Transitway (Stage 2) and Pembina Highway Underpass Payment Reserve which would then fund the City component of the annual P3 payments and City debt repayment.

The table below outlines the City's incremental revenue being added to the Southwest Rapid Transitway (Stage 2) and Pembina Highway Underpass Payment Reserve:

	2015	2016	2017	2018	2019	2020	2021	2022	2023	2024	2025	2026
Dedicated Property Tax Increase		0.33%	0.33%	0.33%	0.33%	0.33%	0.33%	0.33%	0.33%	0.33%	0.33%	
Resulting Revenues (in $ millions)												
From Dedicated Property Taxes	$0.0	$1.7	$3.4	$5.3	$7.2	$9.1	$11.2	$13.3	$15.6	$17.9	$20.3	$20.3
Transit System Fund	$0.0	$1.7	$1.7	$1.7	$1.7	$1.7	$1.7	$1.7	$1.7	$1.7	$1.7	$1.7
Annual Revenue	$0.0	$3.4	$5.1	$7.0	$8.9	$10.8	$12.9	$15.0	$17.3	$19.6	$22.0	$22.0
Southwest Rapid Transitway (Stage 2) and Pembina Highway Underpass Payment Reserve												
Reserve Balance (start of year)	$0.0	$0.0	$3.4	$8.5	$15.5	$24.3	$15.4	$8.5	$3.7	$1.0	$0.6	$2.5
Revenue added	$0.0	$3.4	$5.1	$7.0	$8.9	$10.8	$12.9	$15.0	$17.3	$19.6	$22.0	$22.0
Required Payments						($19.7)	($19.8)	($19.9)	($19.9)	($20.0)	($20.1)	($20.1)
Withdraw or add to reserve	$0.0	$3.4	$5.1	$7.0	$8.9	($8.9)	($6.9)	($4.8)	($2.7)	($0.4)	$1.9	$1.9
Reserve Balance (end of year)	$0.0	$3.4	$8.5	$15.5	$24.3	$15.4	$8.5	$3.7	$1.0	$0.6	$2.5	$4.4

A new reserve has been established. The above table only shows the City of Winnipeg component of the annual P3 and debt payments. The operating and maintenance P3 payments are cost shared between the City and the Province. The first total annual P3 and debt payment is estimated at $22.0 million, with the City share being $19.7 million and the Provincial share being $2.3 million. The figures above are estimates based on many factors including assumed interest rates. The final financial figures will be known once the P3 procurement process is completed which is expected by mid-2016.

The reserve balance will grow starting in 2016 when the first new revenue is added. By 2020, when the first P3 and debt payments are required (estimated at $19.7 million), the 2020 revenue (estimated at $10.8 million) will be insufficient to make the $19.7 million payments and the reserve will be drawn down to make the annual payments. The property tax increases continue until there is sufficient revenue to make the annual payments which is expected to be in 2025.

Additional information is outlined in the project's Capital Detail Sheet. As well, on February 9th, 2015, PPP Canada announced its funding contribution of up to $137.3 million.

Return to Appendices Table of Contents

Appendix 8

Major Capital Projects

On October 28, 2015 Council concurred in the recommendation of Executive Policy Committee and adopted the following:

- That an adjustment to the dollar value for the definition of a Major Capital Project for reporting to the Standing Policy Committee on Finance be approved from $10 million to $20 million to reflect construction inflation since Council originally adopted the policy in 1999.
- That the threshold for Major Capital Project reporting to the Standing Policy Committee on Finance be automatically revised annually for construction inflation and disclosed in the Annual Capital Budget put forward to Council for adoption.
- That the adjusted dollar value for reporting to Standing Policy Committee on Finance be applied on a prospective basis. Projects currently reporting that are under the revised threshold will continue reporting until the project is completed.

In accordance with the Asset Management Administrative Standard FM-004 projects $20 million or greater are required to form a Major Capital Projects Advisory Committee within 180 calendar days of project authorization and begin reporting financial status to the Standing Policy Committee (SPC) on Finance. Reporting is to be done on a quarterly basis, unless otherwise directed by SPC Finance, until the project is complete. The SPC Finance Committee may, at its discretion, request projects below this threshold to report to the Committee.

Listing of Major Capital Projects previously approved and active:

1) Plessis Road Twinning and Grade Separation at CN Rail
2) Polo Park – Infrastructure Improvements
3) Transit Fare Collection (Automated Fare Collection System)
4) Winnipeg Police Headquarters Redevelopment
5) North End Water Pollution Control Centre – Nutrient Removal/Upgrade
6) South End Water Pollution Control Centre – Nutrient Removal/Expansion (SEWPCC Upgrading and Expansion)
7) Biosolids – Alternative Disposal Delivery and Management System
8) 4R Winnipeg Depots (Community Resource Recovery Facilities)
9) Southwest Rapid Transitway (Stage 2) / Pembina Highway Underpass
10) Transit Building Replacement / Refurbishment
11) Water Supervisory Control and Data Acquisition (SCADA) Upgrade
12) Servicing for St. Boniface Industrial Park Phase 2

With the adoption of the 2016 Capital Budget, the following project requires the formation of a Major Capital Projects Advisory Committee:

1) Waverley Street at CN Mainline (Rivers) Grade Separation

Return to Appendices Table of Contents

Previous Years' Capital Authorization Amendment

Project and Financing Sources	Previous Budgets (in $000s)		
	Budget	From	To
Library Refurbishment and Redevelopment Program - Existing Infrastructure: Cornish Library (page 2-73)			
Cash to Capital	2014	$ 250	$ 125
Manitoba Winnipeg Infrastructure Agreement (MWIA)	2014	-	125
Cash to Capital	2015	1,000	-
Manitoba Winnipeg Infrastructure Agreement (MWIA)	2015	-	1,000
Winnipeg Library Foundation	2015	1,250	150
Total for Library Refurbishment and Redevelopment Program - Existing Infrastructure: Cornish Library		**$ 2,500**	**$ 1,400**
Library Refurbishment and Redevelopment Program - Existing Infrastructure: St. John's Library (page 2-74)			
Cash to Capital	2014	$ 250	$ 125
Manitoba Winnipeg Infrastructure Agreement (MWIA)	2014	-	125
Cash to Capital	2015	1,000	-
Manitoba Winnipeg Infrastructure Agreement (MWIA)	2015	-	1,000
Winnipeg Library Foundation	2015	1,250	150
Total for Library Refurbishment and Redevelopment Program - Existing Infrastructure: St. John's Library		**$ 2,500**	**$ 1,400**
Transcona Centennial Pool (page 2-159)			
Land Dedication Reserve	2013	$ 2,000	$ 200
Sponsorship	2013	500	-
External Debt	2013	3,000	3,000
Cash to Capital	2014	300	300
Parks and Recreation Enhancement Program (Cash to Capital)	2014	200	100
Parks and Recreation Enhancement Program (Manitoba Winnipeg Infrastructure Agreement MWIA)	2014	-	100
Total for Transcona Centennial Pool		**$ 6,000**	**$ 3,700**

Return to Appendices Table of Contents

Appendix 10

Capital Projects Funded by Federal Gas Tax

Department - Project	(In thousands of dollars)					
	2016	2017	2018	2019	2020	2021
Public Works - Chief Peguis Trail - Henderson Highway to Lagimodiere Boulevard - On-going P3 payments	6,365	6,325	6,280	6,077	6,065	5,965
Public Works - Disraeli Bridge and Overpass Facility - On-going P3 payments	17,450	17,415	17,385	14,238	12,550	12,700
Public Works - Regional and Local Street Renewal	12,029	12,104	13,886	17,236	18,936	18,886
Transit - Transit Buses	6,106	6,106	6,397	6,397	6,397	6,397
TOTAL PROJECTS FUNDED BY FEDERAL GAS TAX	**41,950**	**41,950**	**43,948**	**43,948**	**43,948**	**43,948**



Winnipeg

PRELIMINARY BUDGET

Capital Project Detail

Volume 3