

Winnipeg

2016 Detailed Financial Statements

Companion to
2016 Annual Financial Report

Manitoba Cataloguing in Publication Data.
Winnipeg (MB). Corporate Finance Dept.
Annual Report.
Annual Report year ends December 31,
Continues: Winnipeg (MB). Finance Dept. Annual Report.
ISSN: 1201-8147 = Annual Report-City of Winnipeg.
1. Winnipeg (MB) - Appropriations and expenditures-Periodicals
2. Finance, Public - Manitoba-Winnipeg-Periodicals
HJ9014.M36W56 352.1710912743

CONTENTS PAGES

Consolidated

- Financial Statement Discussion and Analysis 6 - 29
- Consolidated Financial Statements 30 - 66
- Five-Year Review 67 - 68

Funds

- General Revenue 70 - 90
- General Revenue Enterprises 91 - 95
- General Capital 97 - 112
- Financial Stabilization Reserve 113 - 118
- Capital Reserves 119 - 139
  - Water Main Renewal
  - Sewer System Rehabilitation
  - Environmental Projects
  - Brady Landfill Site Rehabilitation
  - Waste Diversion
  - Golf Course
  - Library
  - Transit Bus Replacement
  - Computer Replacement
  - Federal Gas Tax Revenue
  - Southwest Rapid Transit Corridor
  - Southwest Rapid Transitway (Stage 2) amd Pembina Highway Underpass Payment
  - Local Street Renewal
  - Regional Street Renewal
- Special Purpose Reserves 140 - 165
  - Workers Compensation
  - Perpetual Maintenance Funds
    - Brookside Cemetery
    - St. Vital Cemetery
    - Transcona Cemetery
  - Insurance
  - Contributions in Lieu of Land Dedication
  - Land Operating
  - Wading and Outdoor Pool Extended Season
  - Snow Clearing
  - Commitment
  - Heritage Investment
  - Housing Rehabilitation Investment
  - Economic Development Investment
  - General Purpose
  - Multi-Family Dwelling Tax Investment
  - Insect Control Urgent Expenditures
  - Permit
  - Destination Marketing

CONTENTS PAGES

Funds

- Trust Funds 167 - 169
  - Library
  - Portage and Main Concourse
- Equipment and Material Services 171 - 173
- Municipal Accommodations 175 - 182

Utilities

- Transit System 184 - 197
- Waterworks System 199 - 217
- Sewage Disposal System 218 - 237
- Solid Waste Disposal 238 - 253

Special Operating Agencies

- Animal Services 256 - 265
- Golf Services 267 - 278
- Fleet Management 279 - 290
- Winnipeg Parking Authority 291 - 301

Wholly-Owned Corporations

- The Convention Centre Corporation 304 - 319
- Winnipeg Enterprises Corporation 321 - 324
- CentreVenture Development Corporation 325 - 342
- Winnipeg Arts Council Inc. 343 - 351
- Winnipeg Public Library Board 353 - 359
- Assiniboine Park Conservancy Inc. 361 - 372

Other

- Economic Development Winnipeg Inc. 374 - 382
- The Sinking Fund Trustees of the City of Winnipeg 385 - 396
- The Sinking Fund 397 - 402
- North Portage Development Corporation 403 - 423
- Winnipeg Housing Rehabilitation Corporation 425 - 435
- Council Pension Benefits Program 437 - 445
- Winnipeg Police Pension Plan 447 - 466
- City of Winnipeg Employees' Group Life Insurance Plan 467 - 491
- Table of Financial Statistics and Selected Ratios 493
- Debenture Debt Information for Tax-Supported and City-Owned Utilities 495 - 511

2016 Consolidated Financial Statements

Detailed Financial Statements



Photo: Austin Mackay, courtesy Tourism Winnipeg

REPORT FROM THE CHIEF FINANCIAL OFFICER
FINANCIAL STATEMENT DISCUSSION AND ANALYSIS

I am pleased to present the following Financial Statement Discussion and Analysis, prepared by management. The following discussion and analysis of the financial performance of The City of Winnipeg (the "City") should be read with the audited consolidated financial statements ("Statements") and their accompanying notes and schedules. The Statements, as well as the accompanying materials, are prepared in accordance with Canadian public sector accounting standards for governments, established by the Public Sector Accounting Board ("PSAB") of the Chartered Professional Accountants of Canada.

Financial Reporting Model

The objective of financial statements is to describe to the user the organization's financial position, the results of its operations and the methods by which the economic resources for its various activities have been derived and consumed. The Statements provide information about the economic resources, obligations and accumulated surplus of the City. While similar to financial statements of private sector organizations, government financial statements are different, accounting for the unique aspects of their operations.

Consolidated Statement of Financial Position	Provides information to describe a government's financial position in terms of its assets and liabilities as at the end of the reporting period. Reporting net financial position and accumulated surplus are important indicators to determining the government's financial well-being.
Consolidated Statement of Operations and Accumulated Surplus	Provides information on a government's current period operations and the related achievement of objectives for the reporting period. It also describes the change in accumulated surplus.
Consolidated Statement of Cash Flows	Provides information about the impact of a government's activities on its cash resources in the current period.
Consolidated Statement of Change in Net Financial Liabilities	Provides information regarding the extent to which expenditures made in the period are met by the revenues recognized in the current period.

Funds, Entities and Investment in Government Businesses

As noted above, the Statements are consolidated, meaning they reflect all resources and operations controlled by the City. These consolidated statements include departments, special operating agencies, utility operations of the City, and entities that are controlled by the City, as well as the City's investment in government businesses. The following is a brief description of the major funds, entities and investments included in the Statements.

Funds

A fund is used to report on resources that have been segregated for specific activities or objectives. The City, like other local governments, establishes these funds to demonstrate its accountability of the resources allocated for the services the particular fund delivers.

The General Revenue Fund reports on tax-supported operations, which include services provided by the City such as police, fire, ambulance, library and street maintenance. The General Capital Fund exists to account for tax-supported capital projects. The tax-supported capital program is made up of, but is not limited to, reporting on the acquisition and/or construction of streets, bridges, parks and recreation facilities. The utility operations are comprised of the Transit System, Waterworks System, Sewage Disposal System and Solid Waste Disposal Funds. Each utility accounts for its own operations and capital program.

There are four Special Operating Agency ("SOA") Funds included within the City's organization. Animal Services (established in 2000), Winnipeg Golf Services (2002), Fleet Management (2003) and Winnipeg Parking Authority (2005) deliver services as special operating units of the City.

The SOAs have been given the authority to provide public services, internal services, and regulatory and enforcement programs. SOA status is granted when it is in the City's interest that the service delivery model remains within the government, but it requires greater flexibility to operate in a more business-like manner. Each SOA is governed by its own operating charter, and each prepares an annual business plan for adoption by City Council.

City Council has approved the establishment of several Reserve Funds, which can be categorized into three types:

- Capital Reserves finance current and anticipated future capital projects, thereby reducing or eliminating the need to issue debt.
- Special Purpose Reserves provide designated revenue to fund the reserves' authorized costs.
- The Financial Stabilization Reserve assists in the funding of major unexpected expenses or revenue deficits reported in the General Revenue Fund.

Entities and Investment in Government Businesses

The civic corporations included in the Statements are the Assiniboine Park Conservancy Inc., Winnipeg Public Library Board, The Convention Centre Corporation, Winnipeg Enterprises Corporation, Winnipeg Arts Council Inc. and CentreVenture Development Corporation. Economic Development Winnipeg Inc. is a government partnership and is proportionately consolidated. These corporations are involved in various activities including economic development, recreation, tourism, entertainment and conventions.

North Portage Development Corporation, Winnipeg Housing Rehabilitation Corporation, River Park South Developments Inc. and Park City Commons are included in the Statements as investments in government businesses.

Consolidated Statement of Financial Position

Financial statements present information to describe the government's financial position at the end of the accounting period. Such information is useful to evaluate the government's ability to finance its activities and to meet its liabilities and contractual obligations, as well as the government's ability to provide future services. To this end, governments need to understand the total economic resources they have on hand to deliver services. These resources can be financial (e.g., cash, accounts receivable) and non-financial (e.g., tangible capital assets).

At the same time, in respect of services delivered, governments will have liabilities to be settled in the future that will consume the financial resources. This is measured by the government's net financial asset/liability position. This measure must be considered in tandem with accumulated surplus to determine the government's ability to deliver services in the future. A significant portion of accumulated surplus includes the investment made in tangible capital assets which, for governments, represent service delivery capacity.

As at December 31, the City reports:

(in thousands of dollars)	2016	2015	Variance
Cash and cash equivalents	$ 393,863	$ 348,995	$ 44,868
Other financial assets	678,592	688,384	(9,792)
Financial assets	1,072,455	1,037,379	35,076
Liabilities	1,732,923	1,622,177	(110,746)
Net financial position	(660,468)	(584,798)	(75,670)
Non-financial assets	6,445,055	6,207,251	237,804
Accumulated surplus	$ 5,784,587	$ 5,622,453	$ 162,134

The following four sections elaborate on four key indicators in the Consolidated Statement of Financial Position - cash resources, net financial position, non-financial assets and accumulated surplus.

Cash Resources

The cash resources of the City are its cash and cash equivalents. It includes cash on hand and demand deposits. Cash equivalents are short-term, highly liquid investments that are readily convertible to known amounts of cash. Cash equivalents are held for meeting short-term obligations rather than for other purposes like investing. During 2016, the City's cash increased by $44.9 million. This increase resulted primarily because cash arising from borrowing and operating activities exceeded cash used to construct and purchase tangible capital assets.

Net Financial Position

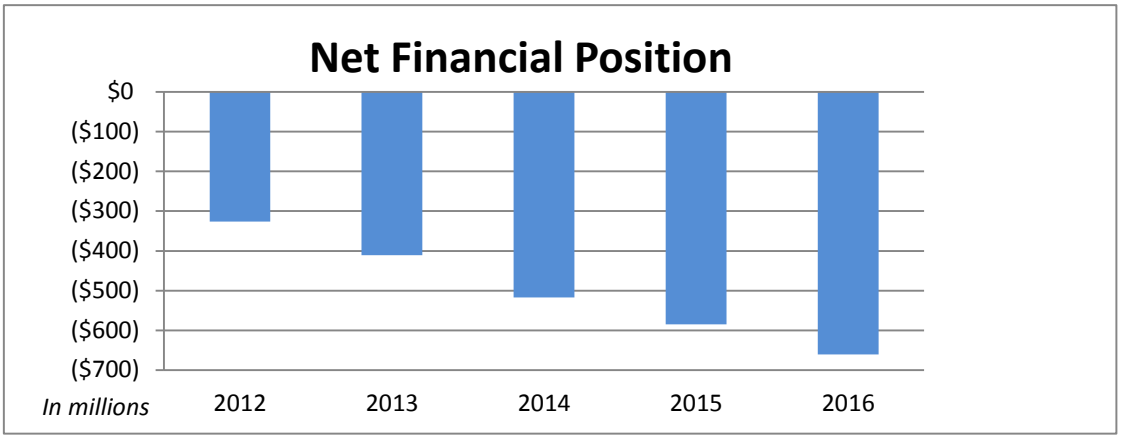

Net financial position is the difference between financial assets and liabilities, which indicate the affordability of additional spending. As at December 31, 2016, the City was in a net financial liability position of $660.5 million (2015 - $584.8 million). The change in net financial position during the year resulted primarily from increased debt balances.

Non-Financial Assets

Non-financial assets of the City are assets that are, by nature, normally for use in service provision and include purchased, constructed, contributed, developed and leased tangible capital assets, inventories of supplies, and prepaid expenses. Tangible capital assets are the most significant component of non-financial assets.

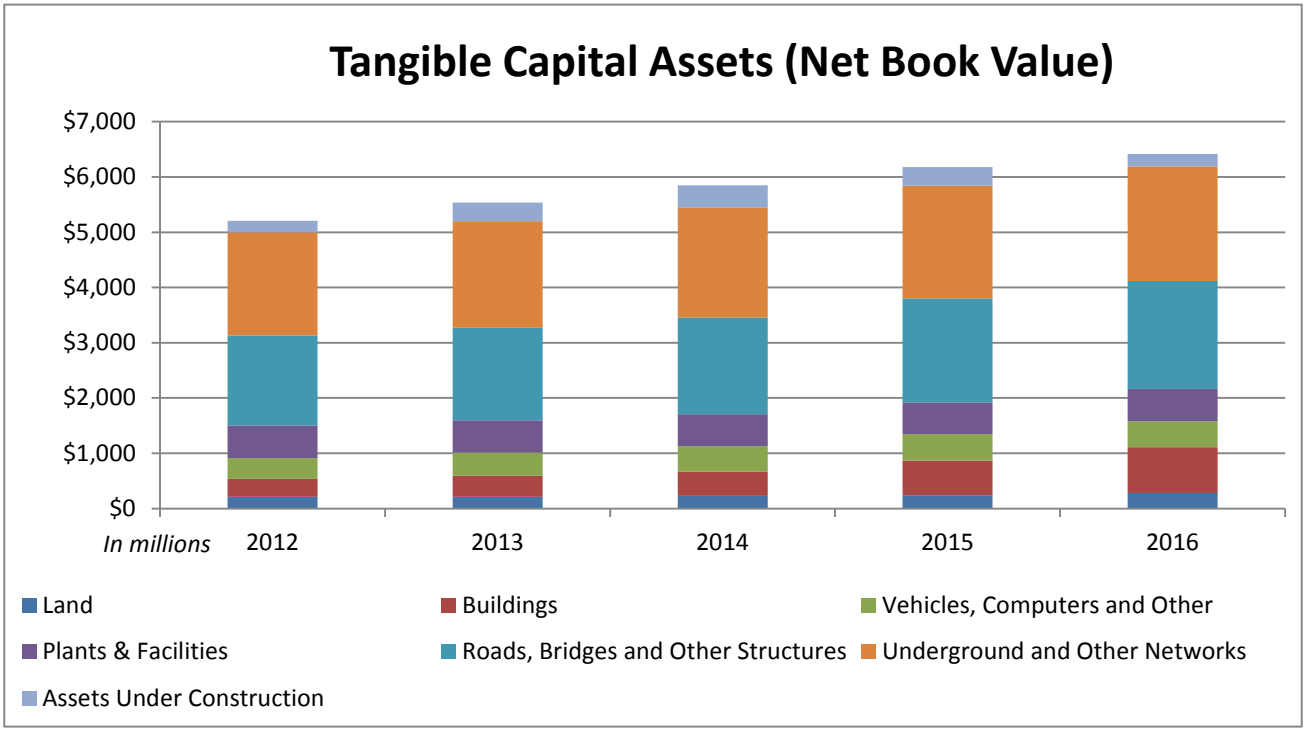

As indicated in the chart above, the City continues to invest in its infrastructure. The acquisition of tangible capital assets is the result of a capital budget plan. The challenge in creating a capital budget is balancing infrastructure needs with fiscal responsibility. On March 22, 2016, City Council adopted the 2016 annual capital budget and the 2017 to 2021 five-year forecast. The six-year plan projected $2.9 billion in City capital projects, with $1.2 billion authorized in 2016. Some of the projects included in the 2016 capital budget are:

- $105.2 million for regional and local street renewal, including $2.4 million in local sidewalk renewals, and $183.9 million for waterway crossings and grade separation, including the Waverley Underpass.
- $4.1 million for active transportation facilities, $3.3 million for parks and recreation enhancements and $6.6 million at aquatic facilities are included in investments in parks and recreation.
- $7.6 million for the library refurbishment and redevelopment program.
- $702.5 million in sewage disposal collection and treatment systems, including $651.4 million for the North End Sewage Treatment Plant Nutrient Removal/Upgrade project.
- $45.3 million in waterworks systems, including $6 million for the City's Freedom Road commitment.

Also included in the capital investment plan over the six-year period is anticipated funding of $259.7 million under the Federal Gas Tax Agreement, $406.0 million of anticipated provincial funding and $452.6 million of cash funding.

During 2016, the City acquired $475.6 million of tangible capital assets (2015 - $558.4 million), including contributed roads and underground networks totaling $59.0 million (2015 - $111.0 million). These assets were capitalized at their fair value at the time they were received. Of the assets acquired, $262.5 million was for tax-supported projects (55%). Spending on tax-supported projects was primarily on roads, a priority of City Council.

Accumulated Surplus

Another important financial indicator on the Consolidated Statement of Financial Position is the accumulated surplus position. The accumulated surplus represents the net assets of the City, and the yearly change in the accumulated surplus is equal to the annual excess of revenues over expenses for the year (results of operations or annual surplus).

Accumulated surplus is comprised of all the accumulated surpluses and deficits of the funds, reserves and controlled entities that are included in the Statements, along with the City's unfunded liabilities such as vacation, retirement allowance, compensated absences and landfill liabilities. Accumulated surplus primarily consists of the City's investment in tangible capital assets (2016- 93%; 2015- 93%). Investment in tangible capital assets is a very important aspect of service delivery and is not intended or readily accessible for use in funding ongoing operations.

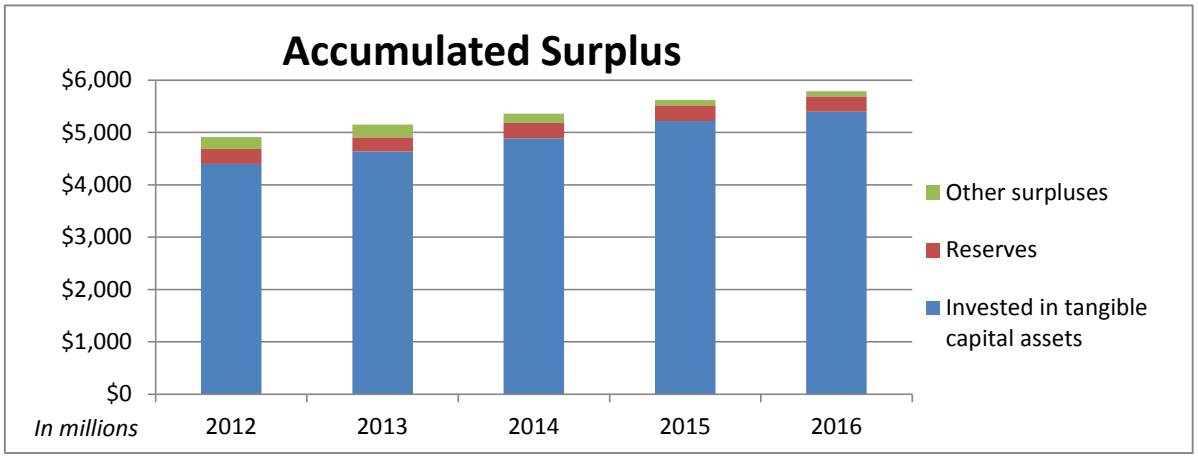

The City's accumulated surplus, through its investment in tangible capital assets, has grown over the period, indicating a strong foundation upon which services will continue to be delivered in the future.

Consolidated Statement of Operations

Financial statements show how and where the government realizes its revenues. They provide information that is useful in gaining an understanding of a government's revenue sources and their contribution to operations. They also report the nature and purpose of a government's expenses in the period, demonstrating the allocation and consumption of resources.

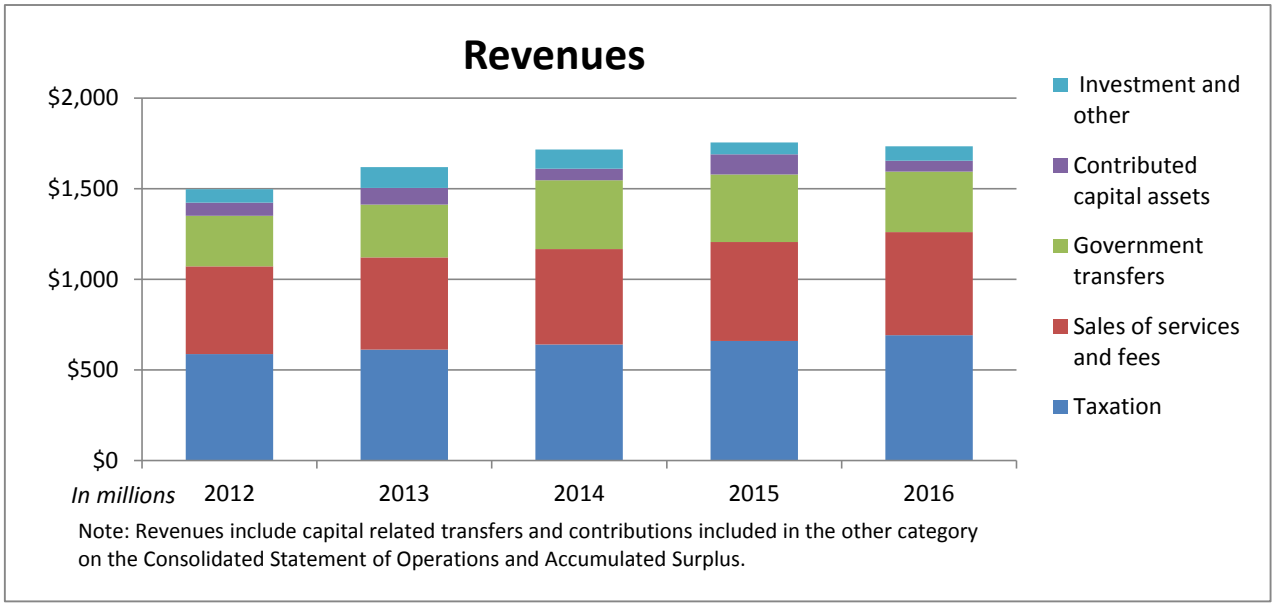

Beyond government transfers, the City has a good balance of revenue sources, with the majority coming from taxation, sales of services and regulatory fees. PSAB has introduced indicators of financial condition to assist users of government financial statements to assess financial condition. Indicators of vulnerability measure a government's risk of over-dependency on sources of funding outside its control or influence or exposure to risks that could impair its ability to meet financial and service commitments. Over the five year period presented, government transfers as a percentage of total revenue have been stable, ranging from 18% to 22%.

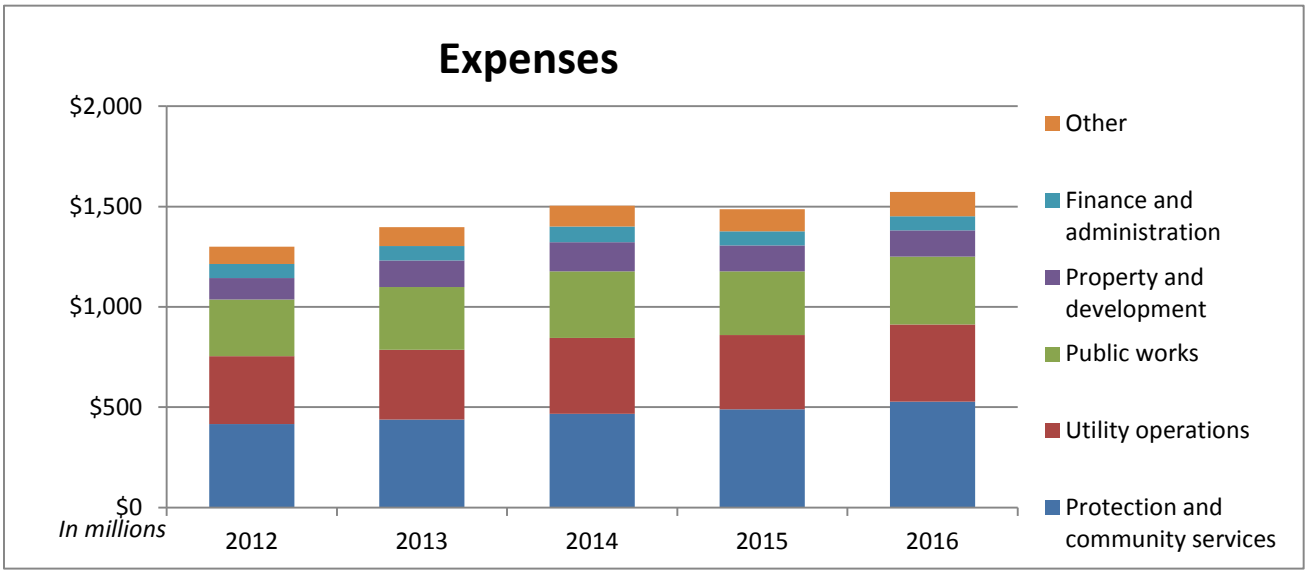

As the table above indicates, the City's protection and community services and public works expenses have increased over the five-year period presented, indicating City Council's priorities of public safety and roads.

Consolidated Statement of Cash Flows

A government finances its activities and meets its obligations by generating revenues, through external borrowing and by using existing cash resources. Cash resources are generated and consumed through operating, capital, financing and investing activities.

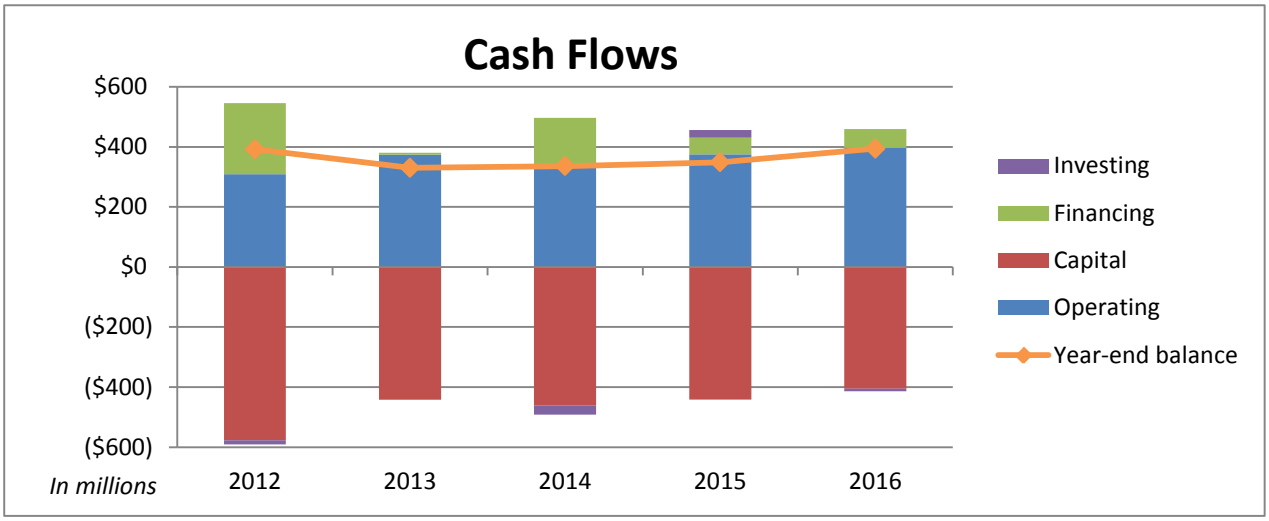

Capital investments have been more significant over the past five years, financed largely through operations, which include capital-related government transfers and a responsible amount of debt. Higher tangible capital asset acquisition noted above in 2012 is related to the Disraeli Bridges design, build, finance and maintain project. This project, which includes a service concession arrangement, also increased financing cashflows during 2012.

Consolidated Statement of Change in Net Financial Liabilities

As indicated earlier, net financial liabilities is an important measure for governments. Representing the difference between the government's liabilities and its financial assets readily available to satisfy those liabilities, this statement explains why this change differs from the annual surplus produced by the government.

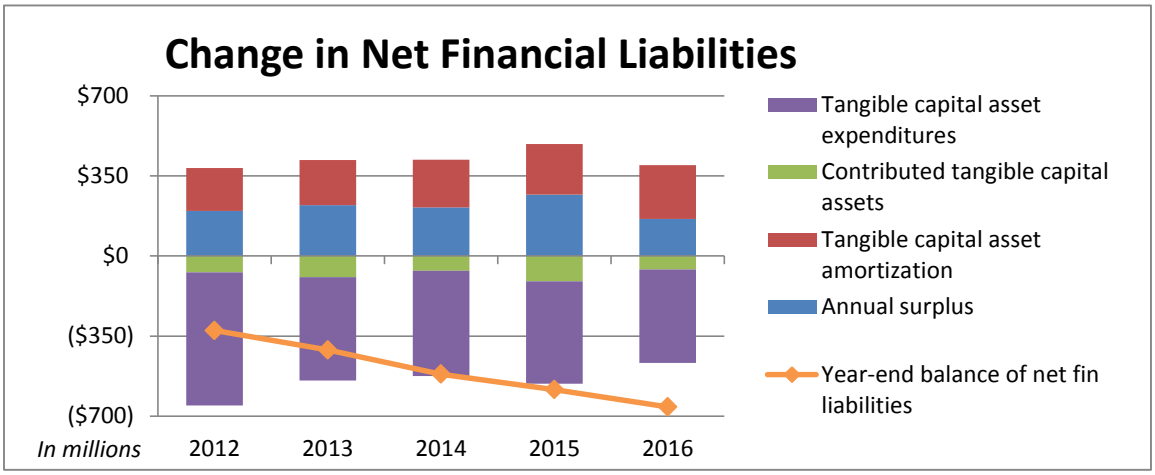

As previously discussed, the City has been making higher investments in its infrastructure over the past five years. With the investments being made exceeding financial assets generated through operations, the City has partially financed this difference through the assumption of more debt.

Even though the City has assumed more debt in recent years, it has done so responsibly. This statement is reflected in the results of its credit rating review. Late in 2016, Standard & Poor's ("S&P") affirmed the City's AA credit rating. The rationale for the rating was: "very strong economic fundamentals", "exceptional liquidity position" and "moderate debt burden" as well as "strong financial management". However, S&P noted these strengths are offset somewhat by large capital expenditure requirements that limit the otherwise strong budgetary flexibility.

Moody's Investors Service ("Moody's") announced in July 2016 it would be maintaining the City's credit rating, at Aa2, noting that the rating benefits from disciplined fiscal planning and a track record of solid operating surpluses, a diverse economy and access to stable and predictable own-source revenues. However, Moody's also noted that the rating is constrained by Winnipeg's debt burden as the city continues to invest in infrastructure. Lastly, Moody's expects the city will maintain strong debt affordability, despite forecasted higher debt levels.

These debt ratings contribute to the City's ability to access capital markets and to obtain competitive and comparable borrowing terms.

Another indicator of financial condition introduced by PSAB measures flexibility. Flexibility is the degree to which the City can issue more debt or increase taxes to meet its existing financial and service commitments. Even with the assumption of more debt, the City's interest expense-to-revenues has remained constant over the past several years at a level between 0.03 to 0.04. This measure indicates the City has sufficient sources of revenue to meet its financial and service commitments. It also demonstrates the low interest rates on debt, not only reflecting the current market but also the City's strong credit rating.

Analysis of Statements

The following analysis provides enhanced detail on the Statements.

Accounts Receivable

The accounts receivable balance has decreased $13.8 million since the prior year. This is largely due to a decrease in the amount owed by the Province of Manitoba for funding of capital investments, related to timing of spending and claims submissions to the Province.

The largest component of accounts receivable is trade accounts and other receivables at 51% (2015 - 49%). Approximately 36% of trade accounts and other receivables result from water and sewer services. Management has determined credit risk to be low on these outstanding receivables and has provided an allowance for doubtful accounts of $400 thousand (2015 - $400 thousand).

As at December 31, 2016, property, payments-in-lieu and business tax receivables, net of the estimated allowance for uncollectible amounts, represented 16% (2015 - 16%) of total receivables. The decrease in the allowance for tax arrears is mostly related to collection of previously allowed for payments-in-lieu of taxes on federal government properties. Taxation revenue is 40% (2015 - 38%) of total consolidated revenues.

Taxes Receivable
As at December 31

(in thousands of dollars)	2016	2015	2014	2013	2012
Taxes receivable	$ 51,550	$ 58,121	$ 54,825	$ 49,592	$ 37,960
Allowance for tax arrears	(330)	(4,255)	(6,183)	(3,694)	(3,351)
	$ 51,220	$ 53,866	$ 48,642	$ 45,898	$ 34,609

Investments

Investments
As at December 31

(in thousands of dollars)	2016	2015
Marketable securities		
Government of Canada	$ 15,185	$ -
Provincial	13,697	11,797
Municipal	59,424	69,529
	88,306	81,326
Manitoba Hydro long-term receivable	220,238	220,238
Other	13,646	11,638
	$ 322,190	$ 313,202
Market value of marketable securities	$ 90,093	$ 84,660

During 2002, Manitoba Hydro acquired Winnipeg Hydro from the City. The resulting long-term receivable from the sale included annual payments starting in 2002, which declined gradually to $16 million annually in perpetuity starting in 2011. The accounting value of the investment is based on the discounted sum of future cash flows that have been guaranteed by the Province, which coincides with the payments remaining at $16 million in perpetuity.

Marketable securities are generally long-term. These securities are being held to finance anticipated future costs, such as perpetual maintenance at the three cemeteries maintained by the City. City Council has approved an Investment Policy to provide the Public Service with a framework for managing its investment program. The Investment Policy provides guidance and parameters for developing a portfolio strategy; a performance measurement section, including benchmarks and objectives; an enhanced reporting framework; and additional categories of investments that can be made. Safety of principal remains the overriding consideration for investment decisions. Consideration is also given to risk/return, liquidity and the duration and convexity of the portfolio.

Debt

Debt
As at December 31

(in thousands of dollars)	2016	2015
Sinking fund debentures	$ 797,568	$ 717,568
Equity in sinking funds	(65,677)	(53,116)
	731,891	664,452
Serial and installment debt	14,544	19,392
Bank, Province of Manitoba and other loans	124,948	133,115
Capital lease obligations	24,162	24,844
Service concession arrangement obligations	152,368	154,158
	1,047,913	995,961
Unamortized premium on debt	31,931	20,816
	$ 1,079,844	$ 1,016,777

The City of Winnipeg has several types of debt obligations. The largest component of debt is sinking fund debentures. Under The City of Winnipeg Charter, the City is required to make annual payments towards the retirement of sinking fund debt for which the City maintains two sinking funds. One of the sinking funds is managed by The Sinking Fund Trustees of the City of Winnipeg. The second fund was created as a result of revisions to The City of Winnipeg Charter. This fund has been managed by the City for sinking fund arrangements since December 31, 2002. The City pays interest on the principal to the investors and contributes a set percentage of the principal into the sinking funds. The sinking fund contribution percentage is set at the time of debt issuance and is estimated to be sufficient to retire the debentures as they mature. The interest rate earnings assumption was set at 4% over the life of the debentures the City issued in 2016. The City has the ability to adjust this interest rate on future debenture issuance to mitigate projected surplus or deficiency positions.

These annual sinking fund payments are invested primarily in government and government-guaranteed bonds and debentures. By investing in bonds and debentures of investees that are considered to be high quality, the City reduces its credit risk. Credit risk arises from the potential for an investee to fail or to default on its contractual obligations. However, The Sinking Fund Trustees of the City of Winnipeg is

projecting a sinking fund deficiency of $17 million for the November 2017 debt retirement (series VU) due to the low interest rate environment that has persisted since the global economic crisis of 2008. At this time, the City expects it will refinance for this deficiency upon debt maturity in 2017. This November 2017 maturity is the last issue that will be retired based on the securities actively managed by the Trustees.

The Sinking Fund Trustees of the City of Winnipeg also manage debt related to Winnipeg Hydro, which will be fully retired by 2029. As part of the sales agreement with Manitoba Hydro, this sinking fund is required to hold Manitoba Hydro Electric Board bonds issued by Manitoba Hydro. These bonds were issued to enable the City to repay and defease the Winnipeg Hydro debt. The bonds have identical terms and conditions as to par value, interest and date of maturity as the debt has. The bonds are guaranteed by the Province of Manitoba.

During 2016, the City issued one sinking fund debenture. The issue was for $80 million, maturing June 1, 2045, and carrying an interest rate of 3.3%.

The City has also incurred serial and installment debt the have varying maturities up to 2019, and carry a weighted average interest rate of 4.5% (2015 - 4.5%). Annual interest and principal payments are made on the debt.

In addition, the City has entered into two service concession arrangements with respect to Chief Peguis Trail Extension and Disraeli Bridges. Taking into account the various forms of funding and financing, the effective interest rates incurred by the City is 4.6% and 5.2% for these projects, respectively.

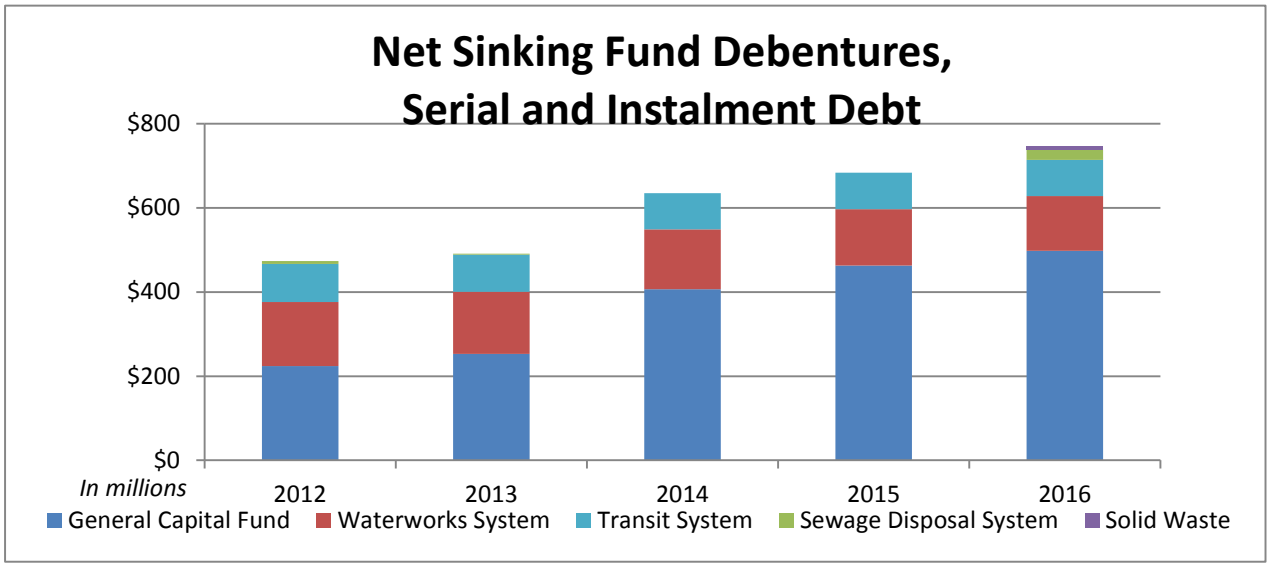

Liquidity is an important measure of an organization's ability to readily service its debt obligations. Liquidity is measured by a debt service coverage ratio, comparing free cash and liquid assets to annual debt servicing (principal and interest). The following table presents the last five years:

Debt Service Coverage Ratio	2016	2015	2014	2013	2012
Free Cash and Liquid Assets/ Debt Service	745.3%	618.6%	578.3%	427.4%	528.9%

In its recent credit rating report, Standard and Poor's commented that the City maintains exceptional liquidity, which they report is expected to continue.

Reserves

Reserve balances have decreased overall by $8.3 million (2015 - $11.3 million increase) from the prior year. The City's Capital Reserves balance increased by $10.1 million, while the Financial Stabilization Reserve and Special Purpose Reserves decreased by $8.2 million and $10.2 million respectively.

At December 31, 2016, the Financial Stabilization Reserve held a $2.6 million surplus over its targeted level of 6% of the General Revenue Fund's adopted 2017 budgeted expenses. The City Council's adopted 2017 budget provides for a transfer of up to $5 million into the General Revenue Fund. Using this budgeted transfer may leave the Financial Stabilization Reserve below its targeted level.

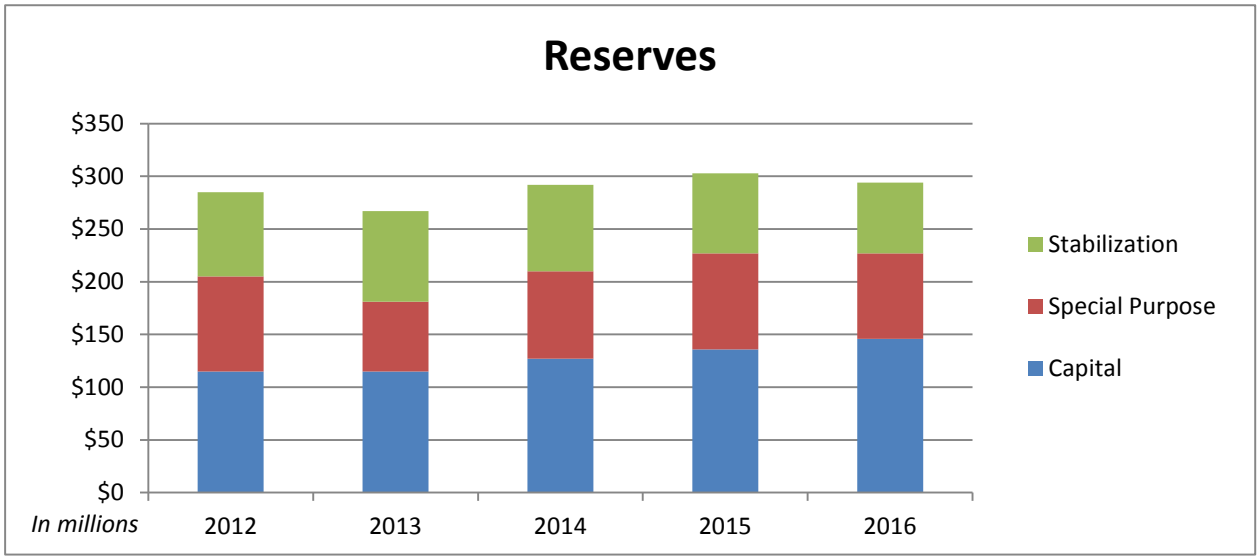

During 2013, a new reserve was established to track dedicated revenue for the sole purpose of funding the renewal of local streets, back lanes and sidewalks. The long-term proposal, subject to annual City Council approval, is to fund the Local Street Renewal Reserve Fund with dedicated annual 1% property tax increases over the long term. The reserve transferred $19.8 million to the General Capital Fund during 2016 to fund local street, back lane and sidewalk projects.

In the 2014 budget, a similarly dedicated 1% property tax increase was introduced to fund a new Regional Street Renewal Reserve. Approximately 80% of the traffic volume in the City occurs on 1,800 lane kilometers of regional streets. The long-term proposal, subject to annual City Council approval, is to dedicate annual 1% property tax increases to the renewal of regional streets. The reserve transferred $14.5 million to the General Capital Fund during 2016 to fund regional street projects.

Consolidated Revenue and Expense Comparisons

The Consolidated Statement of Operations and Accumulated Surplus reports the City's changes in economic resources and accumulated surplus for 2016 on a comparative basis. The Statements indicate the City increased its accumulated surplus during the year because annual revenues exceeded expenses. The Statements include a consolidated budget, which provides additional transparency and accountability.

During 2016, the City recorded consolidated revenues of $1.735 billion (2015 - $1.755 billion), which included government transfers and developer contributions-in-kind related to the acquisition of tangible capital assets. Consolidated expenses totaled $1.573 billion (2015 - $1.486 billion).

Consolidated revenues before government transfers, developer contributions-in-kind and other capital contributions totaled $1.497 billion (2015 - $1.422 billion). As a result, the City reported a deficit before these other items of $76.0 million (2015 - $63.8 million). This deficit is largely a result of accruing for unfunded liabilities such as landfill liabilities and future-oriented employee benefit liabilities. These future-oriented employee benefits, such as unused vacation and sick leave, are recorded on an accrual basis but are budgeted on a pay-as-you-go basis. Similarly, amortization is recorded over the life of the tangible capital asset; however, the budget is developed to consider the cash flows associated with constructing the asset and servicing any associated debt.

Consolidated Revenues For the years ended December 31 (in thousands of dollars)	Budget 2016		Actual 2016		Actual 2015		Budget to Actual Variance	Actual to Actual Variance
Taxation	$ 694,870	40%	$ 691,016	40%	$ 660,323	38%	$ (3,854)	$ 30,693
Sales of services and regulatory fees	577,572	33%	569,641	33%	545,637	31%	(7,931)	24,004
Government transfers - Operating	188,775	11%	182,243	11%	171,582	10%	(6,532)	10,661
Investment, land sales and other revenues	51,636	3%	53,848	3%	44,644	3%	2,212	9,204
Revenue before Other	1,512,853		1,496,748		1,442,920		(16,105)	74,562
Government transfers - Capital	146,205	8%	151,550	9%	201,405	11%	5,345	(49,855)
Developer contributions-in-kind	87,700	5%	59,020	3%	110,960	6%	(28,680)	(51,940)
Other capital contributions	6,866	0%	27,528	1%	20,734	1%	20,662	6,794
	240,771		238,098		333,099		(2,673)	(95,001)
	$1,753,624		$1,734,846		$1,755,285		$ (18,778)	$ (20,439)

Revenues were $20.4 million lower in 2016 due to several factors. One of the major reasons was decreased developer contributions-in-kind related to the turnover of these assets from developers. This also contributed to revenues coming in lower than budget.

Increased other capital contributions over the budgeted level are a result of additional payments from CN Rail and developers.

Taxation revenues increased over the prior year by $30.7 million. Included in taxation revenues are municipal realty taxes, which increased by $14.0 million year-over-year due to assessment roll growth, and a 2.33% increase in property tax rates. The increase in property taxes is attributable to an annual 1% increase to each of the Local and Regional Street Renewal programs, and a .33% increase dedicated for future payments for the Southwest Rapid Transitway (Stage 2).

Sales of services and regulatory fees rose over the prior year due to an $8.1 million increase reported in water and sewer sales resulting from increased rates. Increased tax penalty fees and higher solid waste tipping and waste diversion fees also contributed.

Decreased capital transfers from other levels of government also contributed to the overall decreased revenues year-over-year. This is mostly related to the amount of capital construction.

Consolidated Expenses For the years ended December 31 (in thousands of dollars)	Budget 2016		Actual 2016		Actual 2015		Budget to Actual Variance	Actual to Actual Variance
Protection and community services	$ 510,656	32%	$ 528,168	34%	$ 488,583	33%	$(17,512)	$ 39,585
Utility operations	401,529	25%	383,922	25%	370,219	25%	17,607	13,703
Public works	334,674	21%	338,104	21%	318,018	21%	(3,430)	20,086
Property and development	154,507	10%	131,921	8%	128,800	9%	22,586	3,121
Finance and administration	82,866	5%	70,011	5%	71,291	5%	12,855	(1,280)
Civic corporations	68,602	4%	69,847	4%	61,810	4%	(1,245)	8,037
General government	44,502	3%	50,739	3%	47,265	3%	(6,237)	3,474
	$1,597,336		$1,572,712		$1,485,986		$ 24,624	$ 86,726

Consolidated expenses increased by $86.7 million or 5.8% from the previous year and were $24.6 million under budget, for the following reasons:

- The protection and community service expense category includes the Police Service, Fire Paramedic Service, Community Services and Museums. The Police Service and Fire Paramedic Service departments reported additional salaries and benefits expenses over the previous year, primarily due to contractual rate increases. The increase over budgeted expenses is mostly related to increased salaries and benefits related to overtime and pension contributions.

- Utility operations were under budget mostly related to lower salaries and benefits expenses resulting from turnover and unfilled positions, decreased water main breaks, and the delay in the opening of the 4R Winnipeg depots.

- The increase in Public Works expenses compared to 2015 is related to increased streets maintenance costs for snow clearing and ice control.

- Property and development expenses are lower than budget primarily because of a decrease in grants and costs related to land sales.

- Finance and administration costs are lower than budget primarily because of a decreased provision related to payments-in-lieu of taxes collected during the year.

- General government expenses were over budget due to increased environmental liabilities.

Consolidated Expenses By Object For the years ended December 31 (in thousands of dollars)	2016		2015		Variance
Salaries and benefits	$ 836,857	53%	$ 805,889	54%	$ 30,968
Goods and services	414,575	27%	387,853	26%	26,722
Amortization	235,235	15%	221,358	15%	13,877
Interest	51,799	3%	56,130	4%	(4,331)
Other expenses	34,246	2%	14,756	1%	19,490
	$ 1,572,712		$ 1,485,986		$ 86,726

Increases in salaries and benefits expense resulted primarily from contractual pay increases to employees, overtime costs, and increased pension contributions.

Goods and services expenses increased largely due to increased snow clearing and ice control operations.

An increase in other expenses is mostly related to grants to the Winnipeg Soccer Federation for the indoor multiplex at Garden City Community Centre, as well as expenses related to environmental liabilities.

Risks and Risk Mitigation

Comprehensive Asset Management

The City faces a very significant infrastructure deficit to address infrastructure needs relating to roads, sidewalks, transit, buildings and parks. Based on an analysis performed in 2009, an investment of $7.4 billion is required over the next 10 years. To assist in addressing this issue, the City is using the aforementioned dedicated property taxes for local and regional roads (1% each). As well, the City has committed to comprehensive asset management as a key initiative to help address challenges associated with infrastructure maintenance and development and to set the stage to improve performance and organizational sustainability.

Asset management can be defined as an integrated optimization process of managing infrastructure assets to minimize the total cost of owning them, while continuously delivering the service levels citizens desire at an acceptable level of risk. In January 2015, City Council approved an Asset Management Policy. This policy will guide the City in incorporating best practices in asset management, in support of delivering services. Asset management will align the elements of governance, process and technology to deliver established levels of service at an acceptable level of risk. It is the process of thinking and carrying out business in a robust and transparent fashion. In fulfilling the policy's requirements, the following documents have been delivered:

- Asset Management Administrative Standard: This document establishes the City's approach to managing the City’s physical assets.
- Investment Planning Manual: This manual provides a methodology to develop a consistent, efficient and effective process to develop Investment Plans (Capital Budget).
- Project Management Manual: This manual has been developed and is being implemented to provide consistency in project delivery in the City. It is to be used by all business units in all departments for delivery of capital projects in the City. This manual is largely based on the Project Management Body of Knowledge (PMBOK), which is generally considered to be best practices for project management in North America.
- Templates: These templates include various form documents to ensure consistency throughout the Public Service such as Business Case template and Basis of Estimate template. Templates include “how to” instructions.

The following documents will be delivered as part of the Asset Management Policy's requirements:

- Strategic Asset Management Plan: This document will provide the City's commitment and approach to achieving Council's approved policy. This will be approved by the CAO and submitted to Council as information.
- Customer Levels of Service: This document, which will be approved by Council, will provide the level to which front-line infrastructure supported services will be delivered.
- Asset Management Plans: Corporate and Departmental Asset Management Plans document how assets are managed (with multi-disciplinary management techniques, including technical and financial) through their life cycle in support of the delivery of services.
- State of the Infrastructure Report: This document will provide information on the state of the City's physical assets for use in external reporting, in the annual budget and in the long range financial planning process. This report will be approved by the CAO for all service areas and submitted to Council as information.

As well, the City has implemented processes that will result in better matching of approved capital budgets to the actual cash flows. Existing capital projects are regularly reviewed throughout the year to determine whether any surplus capital funds are available for other capital project purposes, or to minimize the impact on future capital program budgets.

Capital Project Management

One of the major functions of the City is the delivery on capital investments. This past year alone, the City invested $0.5 billion in tangible capital assets, rehabilitating and investing in new assets such as roads, bridges and buildings. Tangible capital assets serve as key components to service delivery.

The City understands the value derived from strong project management and has been working diligently to mitigate against capital project delivery problems associated with time, budget and scope by doing the following:

- The Public Service has been vigilant in the establishment of Major Capital Project Steering Committees to ensure project risks are being appropriately identified and addressed. As well, regular reporting to the Standing Policy Committee on Finance enhances public transparency.
- The City is transitioning to a system where all capital budget submissions require a supporting business case that can be challenged on the basis of need (level of service and risk), assumptions and recommended solutions.
- During 2014, City Council requested the external review of the Winnipeg Police Headquarters project. The review provided a series of recommendations approved by City Council. The Public Service has developed an implementation plan that includes periodic reporting to City Council, and it has made significant progress in addressing the recommendations.
- A comprehensive Project Management manual was implemented in 2014. The manual details best practice processes and procedures and defines how projects are to be delivered.
- Work is underway to develop an Open Capital Projects Dashboard. It will provide visually engaging financial and non-financial metrics to apprise stakeholders on the status of open capital projects.
- A Capital Expenditures Monthly Report is posted to the City's website to improve transparency and accountability. A version was made available through the City's Open Data Portal early in 2016.

Financial Management Plan

Continued sustainability is addressed in the Financial Management Plan (the "Plan") adopted by City Council on March 23, 2011. The Plan outlines the City's strategy for guiding financial decision-making, meeting long-term obligations and improving its economic position and financial stability. It sets forth guidelines upon which current and future financial performance can be measured. One of the eight targets included in the Plan is a manageable level of debt. Thus, a review of the City's forecasted net debt and debt servicing costs, including the financial implications of service concession arrangements, was conducted, and it is monitored on an ongoing basis.

Debt Strategy

To help manage debt responsibly and transparently, on October 28, 2015, City Council approved an updated debt strategy for the City. The following table provides the City Council-approved limits, the debt metrics as at December 31, 2016, and the forecasted peak based on the City Council-approved borrowing and 2017 Capital Budget and Five-Year Forecast.

Debt Metrics	Maximum	As At December 31, 2016	Forecasted Peak
Debt as a % of revenue			
City	90.0%	60.3%	82.5%
Tax-supported and other funds	80.0%	57.5%	60.3%
Utilities and other	220.0%	43.5%	132.0%
Debt-servicing as a % of revenue			
City	11.0%	5.0%	9.2%
Tax-supported and other funds	10.0%	5.1%	5.5%
Utilities and other	20.0%	3.2%	17.7%
Debt per capita			
City	$2,800	$1,439	$2,339
Tax-supported and other funds	$1,500	$954	$1,016
Utilities and other	$1,500	$373	$1,224

Note: "City" includes "tax-supported and other funds", "utilities and other" and consolidated entities. "Tax-supported and other funds" includes Municipal Accommodations and Fleet Management. "Utilities and other" includes Transit System, Waterworks System, Sewage Disposal System and Solid Waste Disposal. "Forecasted Peak" does not account for the implications of consolidated accounting entries.

Loan Guarantees

The city has unconditionally guaranteed the payment of principal and interest on capital improvement loans for several organizations. The outstanding balance on these loans as at December 31, 2016 is $37.1 million (2015 - $27.2 million). The increase in guarantees during the year is related to financing provided to the private Fort Rouge Yards project by the Federation of Canadian Municipalities. The city has an indemnity agreement with First National Financial LP related to this $10 million guarantee.

Some of the capital projects related to guarantees are in progress at year-end, meaning that the full line of of credit has not been used. The at risk amount is $53.8 million. The City does not anticipate incurring future payments on these guarantees.

On September 28, 2016 Council adopted a renewed Loan Guarantee policy. The main objectives of this Policy revision were to ensure that loan guarantees are only provided to organizations that assist the City in achieving its goals while minimizing the financial risk associated with the guarantee.

Other revisions include application and standby fees, a cap on the amount of loan guarantees to non-consolidated entities and a minimum threshold for loan guarantee applications.

Employee Benefit Programs

The City provides pension, group life insurance, sick leave and severance pay benefit plans for qualified employees. The cost of these employee benefits is actuarially determined each year. These calculations use management's best estimate of a number of assumptions, including the long-term rate of investment return on plan assets, inflation, salary escalation and the discount rate used to value liabilities. As well, it includes certain employee-related factors such as turnover, sick leave utilization, retirement age and mortality. Management applies judgment in the selection of these assumptions based on past experience and on forecasts of future economic and investment conditions. As these assumptions relate to factors that are long-term in nature, they are subject to a degree of uncertainty. Differences between actual experience and the assumptions, as well as revisions to the assumptions resulting from changes in future expectations, may lead to adjustments to the City's pension, sick leave and severance pay benefits expense reported in future financial statements.

Pension Plans

The City has two major plans - The Winnipeg Civic Employees' Benefits Program and the Winnipeg Police Pension Plan. The Winnipeg Civic Employees' Benefits Program has similar characteristics to a defined contribution pension plan in that it is a multi-employer benefits program governed by an independent board of trustees and a trust agreement that limits the City's contribution rate. This structure limits the City's exposure to future unfunded liabilities.

The Winnipeg Civic Employees' Benefits Program’s special-purpose reserves have been used to subsidize the cost of benefits. Since the inception of the Program, it has been recognized that these reserves would gradually diminish over time as they were drawn down, unless they were able to be replenished through actuarial surpluses generated by “excess” investment returns. In part due to the 2008 market downturn, the Program’s reserve position is currently insufficient to continue to subsidize the cost of benefits on a sustainable basis.

As a result, a multi-faceted approach was approved consisting of increased employer and employee contributions and benefit adjustments, while considering forecasted investment returns and reserve balances. Contribution rate increases of one-half per cent each year for four years were approved, starting September 1, 2011, to an average of 10% of pensionable earnings for each of the participating employers and contributing plan members. The increases in 2012 to 2014 were effective January 1st.

The future service cost of the Winnipeg Civic Employees’ Benefits Program in 2016 was 21.8% of pensionable earnings.

The Winnipeg Police Pension Plan (the "Plan") is a defined benefit plan to which the members contribute 8% of pensionable earnings, with the City being responsible for any unfunded liabilities. As at December 31, 2016, the market value of this pension fund's assets was $1,403.6 million (2015 - $1,300.3 million), which is $84.3 million more (2015 - $81.4 million more) than the accrued pension obligation.

Based on an interim valuation of the Plan as at December 31, 2015, the cost of benefits accruing under this Plan in 2016 represent 26.36% of pensionable earnings, of which the employees contributed 8% of earnings. In accordance with Provincial pension legislation, the Plan's Contribution Stabilization Reserve can be used to reduce the City's contributions to match the employees' contributions if this reserve is in excess of 5% of the Plan's solvency liabilities. The balance in the Contribution Stabilization Reserve has been below this threshold since May 2012. Further, in accordance with the Plan provisions and the actuarial report on the interim valuation, 0.42% of earnings was not required to be contributed. Therefore, the City contributed the balance of the cost - that is, 17.94% of pensionable earnings.

The date of the next actuarial valuation of the Plan required to be prepared and filed with the Manitoba Office of the Superintendent - Pension Commission is December 31, 2016. In addition to a calculation of the actuarial surplus or funding deficiency, in accordance with pension legislation in Manitoba, the Plan must also be valued under the hypothetical scenario that the Plan is wound up and members' benefit entitlements settled on the valuation date. As of the last valuation date, December 31, 2013, the plan had a solvency deficiency under this wind-up scenario.

This deficiency had to be addressed over the five years following the valuation date by the City, either through an increase in contributions starting in 2014, or by obtaining a letter of credit with face value equal to the value of additional contributions cumulatively required. City Council has previously approved the letter of credit option and has obtained a letter of credit for $32.4 million as of December 31, 2016 with respect to the December 2013 valuation.

In December 2011, City Council approved a report entitled "Winnipeg Police Plan - Solvency Exemption". One of the recommendations of that report stated that in the event solvency exemption was not achieved, the City was to explore all options to reduce the significant financial impact related to solvency deficiency rules. In early 2013, the members of the Police Pension Plan voted in significant numbers to reject the election for solvency exemption. The City has engaged consulting assistance to explore options.

Group Life Insurance Plans

The City's group life insurance plan ("GLIP") was established in 1975 and is comprised of two separate plans: the Civic Employees' Group Life Insurance Plan and the Police Employees' Group Life Insurance Plan. The GLIP historically treated its income as non-taxable since the net assets were considered to be an extension of the City's government. However, as a result of enquiries from one of the GLIP's investment managers seeking confirmation of this, the City engaged a tax professional to review the tax status of the GLIP. The review determined the GLIP may not be tax exempt. The City then voluntarily approached the Canada Revenue Agency ("CRA") to discuss the issue. CRA informed the City that, in its view, the assets held in the two plans constitute trust funds and, therefore, the income should be considered taxable. CRA agreed to grandfather the tax-exempt status assumed by the present GLIP and, acknowledging that the City was actively working to address this issue, granted an extension until the end of December 2015.

During 2015, City Council approved by-law 80/2015 in respect of the Plans. The purpose of the by-law was to transfer the plans' administration from the Winnipeg Civic Employees' Benefits Program and the Winnipeg Police Pension Board to The Civic and Police Employees' Group Life Insurance Plans Corporation ("CPEGLIPCo"). The Province of Manitoba approved the establishment of the CPEGLIPCo as a municipal corporation. The benefits offered by the plans have not changed. This new structure intends to maintain the tax-exempt status of the GLIP.

Environmental Matters

The City's water distribution and treatment system is governed by a license issued under The Drinking Water Safety Act, and the sewage treatment plants are governed by licenses issued under The Environment Act.

The 2005 to 2017 capital budgets for the utilities and their 2018 to 2022 capital forecasts anticipate $890.6 million of future debt to fund projects mandated by the Province. During 2003, at the request of the Minister of Conservation, the Clean Environment Commission ("CEC") conducted public hearings to receive and review comments on the City's wastewater collection and treatment improvement program. The CEC made several recommendations to upgrade and improve the wastewater collection and treatment systems, which were subsequently supported by the Minister of Conservation. In response, Manitoba Conservation issued Environment Act Licenses to the City for the North End, West End, and South End Sewage Treatment Plants.

In 2011 “The Save Lake Winnipeg Act” (Bill 46) was passed, which further enforces limits and imposes treatment options for the North End Sewage Treatment Plant. In 2013, an additional license was issued under the Environment Act, which governs combined sewers and overflow structures. With this direction, a waste-water upgrade program is underway that will address nutrient control, combined sewer overflow mitigation and biosolids management. Based on preliminary assessments, the upgrade program is estimated to cost between $1.2 to $1.8 billion, depending on market factors and interpretation of the compliance requirements.

Other major funding sources for these improvements will be provided by the Environmental Projects Reserve (which had a balance of $93.2 million at December 31, 2016), the Canada Strategic Infrastructure Fund, the Green Infrastructure Fund and accumulated surplus.

The City of Winnipeg operates one landfill, the Brady Road Resource Management Facility, and maintains and monitors several former landfill sites. The City estimates costs associated with future landfill closure and post-closure care requirements in the determination of its environmental liability. The Environment Act Licence issued on April 23, 2014 provides direction on closure and post closure requirements. In estimating future landfill closure costs, management has estimated the total cost to cover, landscape and maintain the site based upon remaining life and capacity. The liability is measured on a discounted basis using the City's average, long-term borrowing rate.

The City records liabilities under Section 3260 Liability for Contaminated Sites. The City recognizes a liability for remediation of contaminated sites when conditions are identified that indicate non-compliance with environmental legislation. At December 31, 2016, the City recorded a $49.1 million (2015 - $41.7 million) liability related to contaminated sites.

Labour Negotiations

For the year ended December 31, 2016, 53% (2015 - 54%) of the City's expenses related to salaries and employee benefits. The City's annual average headcount was 10,426 (2015 - 10,253). The majority of employees are represented by the eight unions and associations as follows:

Union/Association	Average Annual Headcount	Agreement Expiry Date
ATU	1,405	January 12, 2019
CUPE	4,699	December 24, 2016
MGEU	342	February 18, 2017
UFFW	934	December 31, 2020
WAPSO	727	October 17, 2015
WFPSOA	48	August 19, 2017
WPA	1,980	December 23, 2016
WPSOA	32	December 24, 2016
Other (non-union/association)	259	Not applicable

ATU - Amalgamated Transit Union Local 1505; CUPE - Canadian Union of Public Employees Local 500; MGEU - Manitoba Government and General Employees' Union, The Paramedics of Winnipeg, Local 911; UFFW - United Fire Fighters of Winnipeg Local 867; WAPSO - Winnipeg Association of Public Service Officers; WFPSOA - Winnipeg Fire Paramedic Senior Officers' Association; WPA - Winnipeg Police Association; and WPSOA - Winnipeg Police Senior Officers' Association

The collective agreements provide a process to revise wage and employee benefit levels through negotiations. In addition, collective bargaining disputes with certain bargaining units are resolved through compulsory arbitration at the request of either or both parties.

Corporate Risk Management Division

The City has a separate Risk Management Division reporting to the Chief Financial Officer. This division provides services designed to control and minimize the adverse financial effects of accidental or unforeseen events. Working with City departments and SOAs, this division strengthens the City's long-term financial performance through the development and provision of a solid framework of risk management and loss control techniques based on an informed balance of risk and cost. Identifying, understanding and evaluating the City's risks allows the City to measure and prioritize them, and respond with appropriate actions to manage the risk through loss prevention and reduction strategies, insurance programs and contractual transfer.

Financial Accountability

Audit Department

The Audit Department is independent of the Public Service with a direct reporting relationship to City Council through the Audit Committee. The department plays a key role in providing assurance on the performance of City operations in support of open, transparent and accountable government.

The department continues to focus on the oversight of major capital projects using a proactive approach to auditing. This approach involves reviewing the capital budget estimate documentation supporting a new capital project to confirm it supports the identified class estimate. The department is also conducting a limited scope engagement to provide assurance on the Southwest Transitway Capital project.

The department will continue to deliver advisory, assurance and investigation services. These services are based on periodic risk assessments, requests from the Public Service and as a result of Council directed projects.

Budget Process

Executive Policy Committee ("EPC"), the executive committee of City Council, is responsible for budget development. The budget is presented to City Council for consideration and adoption. Each year, both an operating and a capital budget are approved by City Council. Both budgets contain multi-year views. The capital budget includes six years of budget information, including the current-year adopted budget and five forecast years.The operating budget contains three years of budget information, including the current-year adopted budget and two projection years. The 2017 budget document includes a 2016 consolidated budget section that is prepared on the same basis as the consolidated financial statements.

Looking Forward

2017 Operating and Capital Budgets

On December 13, 2016, City Council adopted both budgets for The City of Winnipeg – the 2017 capital and operating budgets. In addition, the 2018-2022 capital forecast was approved in principle and the 2018 and 2019 operating projections were received as the preliminary financial plan for those years.

The 2017 capital budget and the 2018 to 2022 five-year forecast includes $2.2 billion in City capital projects with $0.4 billion authorized in 2017. Some of the projects included in the 2017 capital budget are $105.2 million for regional and local street renewal, $81.5 million for Transit capital investment, including $53.2 million for the expansion of transit vehicle overhaul and maintenance facilities, and $22.4 million for new transit buses.

The six-year capital investment plan includes $287.9 million for the transit system; $100.9 million for public safety; $120.5 million for community services, including libraries and recreation facilities; $47.0 million for parks and open spaces; $36.1 million for land drainage and flood control; $32.7 million for active transportation facilities; and $23.2 million for the solid waste disposal system. Section 284(2) of The City of Winnipeg Charter requires that before December 31 of each fiscal year, City Council must adopt a capital budget for that year and a capital forecast for the next five fiscal years.

The 2017 operating budget continues with 1.0% tax increases for each of the Local Street Renewal and Regional Street Renewal Reserves. As well, a 0.33% property tax increase was approved for future payments for the southwest rapid transitway (stage 2) and Pembina Highway underpass project.

Construction of the southwest rapid trasitway (stage 2) and Pembina Highway underpass began in 2016, and will continue in 2017. The project has a budget of $467.3 million and is a public private partnership with funding being provided by all levels of government. Completion of the project will represent a significant step forward in building the transportation network outlined in the City's Transportation Master Plan.

The 2017 budget plan decreases business tax rates from 5.30% to 5.25% and provides for the expansion of the small business tax credit program. The program provides a full municipal business tax rebate to business with a rental value of $32,220 or less (2016 - $32,220 or less), impacting 48% of Winnipeg businesses. The budget remains focused on the continuing priorities of public safety and city streets. Section 284(1) of The City of Winnipeg Charter requires City Council to approve the operating budget before March 31 of each fiscal year.

All municipalities are facing budget pressures in delivering quality public services. Winnipeg, in keeping taxes affordable, has included one-time revenues and deferral of spending and maintenance costs in City budgets. This is not a sustainable model, and it is the goal of the City to have new long-term growth revenue sources in the future to address the growing structural operating deficit.

The City of Winnipeg has gone through a period of growth that has impacted the City's operating and capital costs and revenues. This growth is placing pressure on public infrastructure and the need for City Council to invest in additional capacity to accommodate growth. At the same time, the condition of existing infrastructure is deteriorating.

On October 26, 2016, Council passed the Impact Fee By-law that allowed for the phased-in implementation of the impact fee.

The impact fee is being phased in over a period of three years. During the initial phase, the impact fee only applies to new residential developments in New Communities and Emerging Communities as set out in OurWinnipeg. Collection of impact fees began May 1, 2017.

A working group comprised of elected officials, city administrative staff, and industry and community stakeholders is being established to advise on the implementation of the impact fee over the three-year phase-in period. This working group will provide for ongoing industry and community participation, input into future impact fee rates and their manner of application. The working group will also provide input to the Chief Financial Officer concerning projects to be funded from revenue generated by the impact fee.

The impact fee revenue collected will be deposited into the Impact Fee Reserve Fund and used to fund growth-related capital projects to the extent that they are approved by Council.

General Revenue Fund - Budget
For the years ended December 31

(in thousands of dollars)	2017	2016	2015	2014	2013
Revenues					
Property tax	$ 569,316	$ 549,345	$ 529,168	$ 510,569	$ 482,885
Government transfers	127,789	123,619	118,290	113,763	113,050
Street renewal frontage levy	62,837	62,374	49,129	41,731	41,400
Sale of goods and services	62,796	63,170	59,008	64,486	67,788
Business tax	57,484	57,267	58,366	59,688	58,371
Transfer from other funds	41,512	55,203	45,779	56,787	46,586
Regulation fees	59,210	50,758	45,329	43,227	40,852
Other taxation	25,342	24,955	24,290	25,390	21,963
Interest	18,102	17,102	13,387	11,228	11,432
Other	55,121	51,337	51,351	42,315	38,345
	1,079,509	1,055,130	994,097	969,184	922,672
Expenses					
Police service	288,000	280,670	263,978	259,113	242,548
Public works	229,991	215,521	204,447	187,638	181,976
Fire paramedic service	199,219	190,274	178,321	167,801	167,888
Community services	114,892	111,408	118,569	122,838	111,691
Corporate	59,197	72,356	46,866	60,284	48,825
Planning, property and development	45,598	45,528	48,513	40,554	42,064
Corporate support services	35,996	37,254	34,092	33,038	31,147
Water and waste	32,293	30,399	30,923	31,110	33,703
Assessment and taxation	20,856	19,986	20,520	19,623	18,209
City clerk's	14,947	14,550	12,948	13,465	10,930
Street lighting	13,399	12,963	12,522	11,970	11,618
Corporate finance	9,073	9,015	9,130	9,310	9,412
Other departments	16,048	15,206	13,268	12,440	12,661
	1,079,509	1,055,130	994,097	969,184	922,672
	$ -	$ -	$ -	$ -	$ -

Prior year figures have not been reclassified to conform with the 2017 figures.

Accounting Pronouncements

PSAB has issued several pronouncements that may impact the City's future financial statements. The pronouncements that the City will be reviewing to determine their impact on the Statements are as follows:

- In June 2011, PSAB approved two new standards: Section 3450 Financial Instruments and Section 2601 Foreign Currency Translation. Both standards must be adopted in the same fiscal period. The new standards are effective for fiscal years beginning on or after April 1, 2019. Upon adoption the City must also adopt the related financial statement presentation changed to Section 1201 Financial Statement Presentation.

- In March 2015, PSAB issued two new standards: Section 2200 Related Party Disclosures and Section 3420 Inter-entity Transactions. The standards address recognition, measurement and disclosure of related party transactions. The new standards are effective for fiscal years beginning on or after April 1, 2017.
- In June 2015, PSAB issued three new standards: Section 3210 Assets, Section 3320 Contingent Assets and Section 3380 Contractual Rights. These standards address recognition, measurement and disclosure of assets, contingent assets and contractual rights. The new standards are effective for fiscal years beginning on or after April 1, 2017.
- Also in June 2015, PSAB issued section 3430 Restructuring Transactions. This standard addresses recognition, measurement and disclosure of restructuring transactions, including amalgamations and transfers of programs/operations. The new standard is effective for fiscal years beginning on or after April 1, 2018.

Request for Information

The Financial Statement Discussion and Analysis and the Statements are designed to provide citizens, taxpayers, investors and creditors with a general overview of the City's finances and to show accountability for the funding it receives. Both the Annual Financial Report and the Detailed Financial Statements Document are available on-line at www.winnipeg.ca. Questions concerning the information provided in these reports should be addressed to Paul D. Olafson, CPA, CA - Corporate Controller, Corporate Finance Department, 4-510 Main Street, Winnipeg, Manitoba, R3B 1B9.



Michael Ruta, FCA

Chief Financial Officer
May 10, 2017

RESPONSIBILITY FOR FINANCIAL REPORTING

The accompanying Consolidated Financial Statements and all other information contained in this Annual Report are the responsibility of the management of The City of Winnipeg. The preparation of periodic financial statements involves the use of estimates and approximations because the precise determination of financial information frequently depends on future events. These Consolidated Financial Statements have been prepared by management within reasonable limits of materiality and within the framework of Canadian public sector accounting standards.

In carrying out its responsibilities, management maintains appropriate systems of internal and administrative controls designed to provide reasonable assurance that transactions are executed in accordance with proper authorization, that assets are properly accounted for and safeguarded, and that financial information produced is relevant and reliable.

Prior to their submission to City Council, the Consolidated Financial Statements are reviewed and approved by the Audit Committee. The Consolidated Financial Statements contained herein were approved by Audit Committee on May 10, 2017. In addition, the Audit Committee meets periodically with management and with both the City's internal and external auditors to approve the scope and timing of their respective audits, to review their findings and to satisfy itself that their responsibilities have been properly discharged. The Audit Committee is readily accessible to external and internal auditors.

KPMG LLP, as the City's appointed external auditors, have audited the Consolidated Financial Statements. The Auditors' Report is addressed to the Mayor and members of City Council and appears on the following pages. Their opinion is based upon an examination conducted in accordance with Canadian generally accepted auditing standards, performing such tests and other procedures as they consider necessary to obtain reasonable assurance that the Consolidated Financial Statements are free of material misstatement and present fairly the financial position and results of operations of the City in accordance with Canadian public sector accounting standards.



Michael Ruta, FCA
Chief Financial Officer
May 10, 2017

KPMG LLP
Suite 2000 - One Lombard Place
Winnipeg MB R3B 0X3
Canada

Telephone (204) 957-1770
Fax (204) 957-0808
Internet www.kpmg.ca

INDEPENDENT AUDITORS' REPORT

To the Mayor and Members of City Council of The City of Winnipeg

We have audited the accompanying consolidated financial statements of The City of Winnipeg ("the City"), which comprise the consolidated statement of financial position as at December 31, 2016 and the consolidated statements of operations and accumulated surplus, change in net financial liabilities and cash flows for the year then ended, and notes, comprising a summary of significant accounting policies and other explanatory information.

Management's Responsibility for the Consolidated Financial Statements

Management is responsible for the preparation and fair presentation of these consolidated financial statements in accordance with Canadian public sector accounting standards, and for such internal control as management determines is necessary to enable the preparation of financial statements that are free from material misstatement, whether due to fraud or error.

Auditors' Responsibility

Our responsibility is to express an opinion on these consolidated financial statements based on our audit. We conducted our audit in accordance with Canadian generally accepted auditing standards. Those standards require that we comply with ethical requirements and plan and perform an audit to obtain reasonable assurance about whether the consolidated financial statements are free from material misstatement.

An audit involves performing procedures to obtain audit evidence about the amounts and disclosures in the consolidated financial statements. The procedures selected depend on our judgment, including the assessment of the risks of material misstatement of the consolidated financial statements, whether due to fraud or error. In making those risk assessments, we consider internal control relevant to the City's preparation and fair presentation of the consolidated financial statements in order to design audit procedures that are appropriate in the circumstances, but not for the purpose of expressing an opinion on the effectiveness of the City's internal control. An audit also includes evaluating the appropriateness of accounting policies used and the reasonableness of accounting estimates made by management, as well as evaluating the overall presentation of the consolidated financial statements.

We believe that the audit evidence we have obtained is sufficient and appropriate to provide a basis for our audit opinion.

KPMG LLP, is a Canadian limited liability partnership and a member firm of the KPMG network of independent member firms affiliated with KPMG International Cooperative ("KPMG International"), a Swiss entity.
KPMG Canada provides services to KPMG LLP

Opinion

In our opinion, the consolidated financial statements present fairly, in all material respects, the consolidated financial position of The City of Winnipeg as at December 31, 2016, and the results of its consolidated operations and its consolidated cash flows for the year then ended in accordance with Canadian public sector accounting standards.

KPMG LLP

Chartered Professional Accountants

May 10, 2017

Winnipeg, Canada

THE CITY OF WINNIPEG
CONSOLIDATED STATEMENT OF FINANCIAL POSITION

As at December 31
(in thousands of dollars)

	2016	2015
FINANCIAL ASSETS		
Cash and cash equivalents (Note 3)	**$ 393,863**	$ 348,995
Accounts receivable (Note 4)	**320,321**	334,131
Land held for resale	**5,931**	10,916
Investments (Note 5)	**322,190**	313,202
Investment in government businesses (Note 6)	**30,150**	30,135
	1,072,455	1,037,379
LIABILITIES		
Accounts payable and accrued liabilities (Note 7)	**264,753**	272,951
Deferred revenue (Note 8)	**43,022**	44,264
Debt (Note 9)	**1,079,844**	1,016,777
Other liabilities (Note 10)	**133,462**	83,348
Accrued employee benefits and other (Note 11)	**211,842**	204,837
	1,732,923	1,622,177
NET FINANCIAL LIABILITIES	**(660,468)**	(584,798)
NON-FINANCIAL ASSETS		
Tangible capital assets (Note 13)	**6,418,998**	6,180,915
Inventories	**19,397**	19,531
Prepaid expenses and deferred charges	**6,660**	6,805
	6,445,055	6,207,251
ACCUMULATED SURPLUS (Note 14)	**$ 5,784,587**	$ 5,622,453

Commitments and contingencies (Notes 10, 15 and 16)

See accompanying notes and schedules to the consolidated financial statements

Approved on behalf of the Audit Committee:

MAYOR

CHAIRPERSON
STANDING POLICY COMMITTEE
ON FINANCE

THE CITY OF WINNIPEG
CONSOLIDATED STATEMENT OF OPERATIONS AND ACCUMULATED SURPLUS

For the years ended December 31
(in thousands of dollars)

	Budget 2016 (Note 21)	Actual 2016	Actual 2015
REVENUES			
Taxation (Note 16)	**$ 694,870**	**$ 691,016**	$ 660,323
Sales of services and regulatory fees (Note 17)	**577,572**	**569,641**	545,637
Government transfers (Note 18)	**188,775**	**182,243**	171,582
Land sales and other revenue (Note 19)	**21,988**	**27,018**	14,597
Investment income	**29,648**	**26,830**	30,047
Total Revenues	**1,512,853**	**1,496,748**	1,422,186
EXPENSES			
Protection and community services	**510,656**	**528,168**	488,583
Utility operations	**401,529**	**383,922**	370,219
Public works	**334,674**	**338,104**	318,018
Property and development	**154,507**	**131,921**	128,800
Finance and administration	**82,866**	**70,011**	71,291
Civic corporations	**68,602**	**69,847**	61,810
General government	**44,502**	**50,739**	47,265
Total Expenses (Note 20)	**1,597,336**	**1,572,712**	1,485,986
Annual Deficit Before Other	**(84,483)**	**(75,964)**	(63,800)
OTHER			
Government transfers related to capital (Note 18)	**146,205**	**151,550**	201,405
Developer contributions-in-kind related to capital (Note 13)	**87,700**	**59,020**	110,960
Other capital contributions	**6,866**	**27,528**	20,734
	240,771	**238,098**	333,099
Annual Surplus	**$ 156,288**	**162,134**	269,299
ACCUMULATED SURPLUS, BEGINNING OF YEAR		**5,622,453**	5,353,154
ACCUMULATED SURPLUS, END OF YEAR		**$ 5,784,587**	$ 5,622,453

See accompanying notes and schedules to the consolidated financial statements

THE CITY OF WINNIPEG
CONSOLIDATED STATEMENT OF CASH FLOWS

For the years ended December 31
(in thousands of dollars)

	2016	2015
NET INFLOW (OUTFLOW) OF CASH RELATED TO THE FOLLOWING ACTIVITIES:		
OPERATING		
Annual surplus	**$ 162,134**	$ 269,299
Add (deduct) items not impacting cash and cash equivalents		
Amortization of tangible capital assets	**235,235**	221,358
Developer contributions-in-kind related to capital	**(59,020)**	(110,960)
Change in other liabilities and employee benefits	**57,119**	30,204
(Gain) loss on sale tangible capital assets	**(1,630)**	2,797
Other	**(15)**	(2,874)
	393,823	409,824
Net change in non-cash working capital balances related to operations	**2,156**	(34,651)
Cash provided by operating activities	**395,979**	375,173
CAPITAL		
Acquisition of tangible capital assets	**(409,121)**	(447,449)
Proceeds on disposal of tangible capital assets	**3,931**	4,988
Cash used in capital activities	**(405,190)**	(442,461)
FINANCING		
Sinking fund and serial debenture issued	**80,000**	75,947
(Increase) decrease in sinking fund investments	**(12,561)**	72,514
Debenture and serial debt retired	**(4,848)**	(92,848)
Service concession arrangements retired	**(1,790)**	(1,656)
Other	**2,266**	1,751
Cash provided by financing activities	**63,067**	55,708
INVESTING		
(Increase) decrease in investments	**(8,988)**	24,849
Cash (used in) provided by investing activities	**(8,988)**	24,849
Increase in cash and cash equivalents	**44,868**	13,269
CASH AND CASH EQUIVALENTS, BEGINNING OF YEAR	**348,995**	335,726
CASH AND CASH EQUIVALENTS, END OF YEAR	**$ 393,863**	$ 348,995

See accompanying notes and schedules to the consolidated financial statements

THE CITY OF WINNIPEG
CONSOLIDATED STATEMENT OF CHANGE IN NET FINANCIAL LIABILITIES

For the years ended December 31
(in thousands of dollars)

	Budget 2016 (Note 21)	Actual 2016	Actual 2015
ANNUAL SURPLUS	**$ 156,288**	**$ 162,134**	$ 269,299
Amortization of tangible capital assets	**236,040**	**235,235**	221,358
Proceeds on disposal of tangible capital assets	**5,044**	**3,931**	4,988
(Gain) loss on disposal of tangible capital assets	**2,513**	**(1,630)**	2,797
Change in inventories, prepaid expenses and deferred charges	**(1,200)**	**(7,199)**	(604)
Tangible capital assets received as contributions (Note 13)	**(87,700)**	**(59,020)**	(110,960)
Acquisition of tangible capital assets	**(581,939)**	**(409,121)**	(447,449)
INCREASE IN NET FINANCIAL LIABILITIES	**(270,954)**	**(75,670)**	(60,571)
NET FINANCIAL LIABILITIES, BEGINNING OF YEAR	**(584,798)**	**(584,798)**	(524,227)
NET FINANCIAL LIABILITIES, END OF YEAR	**$ (855,752)**	**$ (660,468)**	$ (584,798)

See accompanying notes and schedules to the consolidated financial statements

1. Status of The City of Winnipeg

The City of Winnipeg (the "City") is a municipality that was created on January 1, 1972 pursuant to The City of Winnipeg Act, a statute of the Legislature of the Province of Manitoba (the "Province"). The City continued as a body corporate by virtue of the enactment by the Province of The City of Winnipeg Charter on January 1, 2003. The City provides municipal services such as police, fire, ambulance, public works, urban planning, parks and recreation, library and other general government operations. The City owns and operates a number of public utilities, has designated reserves and provides funding support for other entities involved in economic development, recreation, entertainment, convention, tourism and housing activities.

2. Significant Accounting Policies

These consolidated financial statements have been prepared by management in accordance with Canadian public sector accounting standards. The significant accounting policies are summarized as follows:

a) Basis of consolidation

The consolidated financial statements include the assets, liabilities, reserves, surpluses/deficits, revenues and expenses of those City funds and governmental functions or entities which have been determined to comprise a part of the aggregate City operations based upon control exercised by the City except for the City's government partnerships and businesses. Inter-fund and inter-corporate balances and transactions have been eliminated.

i) Consolidated entities

The organizations included in the consolidated financial statements are as follows:

Assiniboine Park Conservancy Inc.	Winnipeg Arts Council Inc.
CentreVenture Development Corporation	Winnipeg Enterprises Corporation
The Convention Centre Corporation	Winnipeg Public Library Board

ii) Government partnerships

Economic Development Winnipeg Inc. is reported as a government partnership with the proportionate consolidation method being used. Accordingly, fifty percent of the assets, liabilities, revenues and expenses have been included.

iii) Government businesses

The investments in North Portage Development Corporation, River Park South Developments Inc. and Park City Commons are reported as government business partnerships and Winnipeg Housing Rehabilitation Corporation as a government business enterprise. These businesses are accounted for using the modified equity method. Under this method, the government businesses' accounting principles are not adjusted to conform with those of the City and inter-corporate transactions are not eliminated (Note 6).

2. Significant Accounting Policies (continued)

iv) Employees' pension funds

The employees' pension funds of the City are administered on behalf of the pension plans' participants by the Board of Trustees of the Winnipeg Civic Employees' Benefits Program (the "EBB") (Pension Fund) for the payment of pension benefits and accordingly are not included in the consolidated financial statements.

v) Group life insurance funds

The group life insurance funds of the City are administered on behalf of group life insurance plans' participants by the Civic and Police Employees' Group Life Insurance Plans Corporation for the payment of life insurance benefits and accordingly are not included in the consolidated financial statements.

b) Basis of accounting

The consolidated financial statements are prepared using the accrual basis of accounting. The accrual basis of accounting records revenue as it is earned and measurable. Expenses are recognized as they are incurred and measurable based upon receipt of goods or services and/or the creation of a legal obligation to pay.

c) Cash equivalents

Cash equivalents consist of crown corporation bonds; City of Winnipeg municipal bonds; other municipal bonds; schedule 1 bank bonds, and bankers' acceptances; schedule 2 bankers' acceptances; and asset backed commercial paper. Cash equivalents are recorded at cost, which approximates their quoted market value, and are redeemable on demand.

d) Land held for resale

Land held for resale is recorded at the lower of cost and net realizable value. Cost includes amounts for land acquisition and improvements to prepare the land for sale or servicing.

e) Investments

Bonds are carried at amortized cost. Discounts and premiums arising on the purchase of these investments are amortized over the remaining terms to maturity with annual amortization computed at amounts which, when combined with actual income received, result in a constant effective yield on the amortized book value.

f) Unamortized premium on debt

Debt is reported at face value and is adjusted by premiums which are amortized on a straight-line basis over the term to maturity of the respective debt instrument. The corresponding amortization is recorded as interest expense.

g) Solid waste landfills

The obligation to close and maintain solid waste landfill sites is based on the present value of estimated future expenses, adjusted for estimated inflation, and is charged to expenses as the landfill site's capacity is used.

2. Significant Accounting Policies (continued)

h) Contaminated sites

The City recognizes a liability for remediation of contaminated sites when conditions are identified which indicate non-compliance with environmental legislation. The liability reflects the City's best estimate of the amount required to remediate the site to the current minimum standard of use prior to contamination, as of the financial statement date.

Recorded liabilities are adjusted each year for the passage of time, new obligations, changes in management estimates and actual remediation costs incurred.

i) Deferred revenue

Government transfers, contributions and other amounts are received from third parties pursuant to legislation, regulation or agreement and may only be used in the conduct of certain programs, in the completion of specific work or for the acquisition and construction of tangible capital assets. In addition, certain user charges and fees are collected for which the related services have yet to be performed. Revenue is recognized in the period when the related expenses are incurred, services performed or the tangible capital assets are acquired.

j) Employee benefit plans

The Winnipeg Civic Employees' Benefits Program is a multi-employer contributory defined benefit program and accordingly contributions are expensed as incurred. The costs of other pensions and other retirement benefits have been accounted for based on actuarially determined amounts using the projected benefit method prorated on services and management's best estimate of retirement ages of employees, salary escalation and plan investment performance. Actuarial gains and losses are amortized on a straight-line basis over the average remaining service period.

In the case of the Winnipeg Police Pension Plan, this plan's by-law provides that, in the event of a funding surplus or deficiency, within certain prescribed constraints, the contribution stabilization reserve will be utilized and amendments made to the rate of cost-of-living adjustments to pensions according to specific rules set out in the by-law. Consequently, actuarial gains and losses are recognized immediately to the extent that they are offset by changes in the contribution stabilization reserve and changes in the plan's accrued benefit obligation for future cost-of-living adjustments to pensions.

k) Non-financial assets

Non-financial assets are not available to discharge existing liabilities and are held for use in the provision of services. They have useful lives extending beyond the current year and are not intended for sale in the ordinary course of operations. The change in non-financial assets during the year, together with the annual surplus, provides the consolidated change in net financial liabilities for the year.

i) Tangible capital assets

Tangible capital assets are recorded at cost which includes all amounts that are directly attributable to acquisition, construction, development or betterment of the asset. The cost, less residual value, of tangible capital assets is amortized on a straight-line basis over their estimated useful lives as follows:

Buildings	10 to 50 years
Vehicles	
Transit buses	18 years
Other vehicles	5 to 10 years
Computer hardware and software	5 to 10 years

2. Significant Accounting Policies (continued)

Other	
Machinery and equipment	5 to 40 years
Land improvements	10 to 100 years
Water and waste plants and facilities	
Underground networks	50 to 100 years
Sewage treatment plants and lift stations	50 to 75 years
Water pumping stations and reservoirs	50 to 75 years
Flood stations and other infrastructure	20 to 75 years
Transportation	
Roads	10 to 50 years
Bridges and other structures	25 to 75 years

Assets under construction are not amortized until the asset is available for productive use.

In certain circumstances, capital project work is charged an administration fee equal to 1.25% of specific costs of the project to a maximum of $100 thousand on any individual project. In addition, interim financing charges of 2% are also capitalized as part of the project cost funded by the City.

Works of art and historical treasures are not recorded as tangible capital assets.

a) Contributions of tangible capital assets

Developer-contributed tangible capital assets are recorded at their fair value at the date of receipt. The contribution is recorded as revenue.

b) Leases

Leases are classified as capital or operating leases. Leases which transfer substantially all of the benefits and risks incidental to ownership of property are accounted for as leased tangible capital assets. All other leases are accounted for as operating leases and the related lease payments are charged to expenses as incurred.

c) Service concession arrangements

Service concession arrangements are long-term performance-based approaches for procuring public infrastructure, where the City contracts with a private sector partner who assumes a major share of the responsibility for the delivery of the infrastructure. The operator is compensated over the period of the arrangements. The arrangements are governed by a contract that sets out performance standards and mechanisms for adjusting prices. The contract is binding on the parties to the arrangement and obliges the operator to maintain the tangible capital asset on behalf of the City.

In the case of tangible capital assets, where the operator bears the construction risk, the timing of initial recognition of the service concession asset by the City will be when the tangible capital asset is available for productive use.

ii) Inventories

Inventories held for consumption are recorded at the lower of cost and replacement cost.

l) Tax revenues

Tax revenues result from non-exchange transactions that are compulsorily paid to governments in accordance with the laws and regulations established to provide revenue to the government for public services. The revenue is recognized when the tax has been authorized and the taxable event has occurred.

2. Significant Accounting Policies (continued)

The City is required by The Public Schools Act to bill, collect and remit provincial education support levies in respect of residential and other properties on behalf of the Province, and school division special levies on behalf of school divisions. The City has no jurisdiction or control over the school divisions' operations or their mill rate increases. Therefore, no tax revenue is recognized in these consolidated financial statements for amounts collected on behalf of school divisions, nor are the assets, liabilities, revenues and expenses, with respect to the operations of the school boards.

Property taxation revenue is based on market assessments that are subject to appeal. Therefore, a provision has been estimated for assessment appeals outstanding as at December 31. As well, estimates have been made for property tax amounts owing for prior years that have not yet been assessed at the end of the current fiscal year. By their nature, these estimates are subject to measurement uncertainty and the impact on future financial statements could be material (Note 2n).

m) Government transfers

Government transfers are transfers of monetary assets or tangible capital assets to or from the City that are not the result of an exchange transaction, a direct financial return, or expected to be repaid in the future.

Government transfers received are recognized in the consolidated financial statements as revenue in the financial period in which the transfers are authorized, any eligibility criteria have been met, stipulations, if any, have been met and reasonable estimates of the amounts can be determined.

Stipulations attached to transfers to the City that give rise to an obligation on the City's behalf, are deferred in the consolidated financial statements to the extent that the obligation meets the definition of a liability.

n) Estimates

The preparation of financial statements in conformity with Canadian generally accepted accounting principles requires management to make estimates and assumptions in such areas as employee benefits, the useful life of tangible capital assets, assessment appeals, lawsuits and environmental provisions. These estimates and assumptions are based on the City's best information and judgment and may differ significantly from actual results.

o) Budget

The 2016 budget is included on the consolidated statements of operations and accumulated surplus and change in net financial liabilities. The budget is compiled from the City Council-approved Operating Budget, estimates for controlled entities, adjustments to report the budget on a full accrual basis including capital revenue adjustments, assets capitalized on the statement of financial position, amortization of tangible capital assets and accruals for unfunded liabilities and administrative adjustments to provide for proper comparison to actual results presented herein.

3. Cash and Cash Equivalents

	2016	2015
Cash	**$ 5,869**	$ 4,074
Cash equivalents	**387,994**	344,921
	$ 393,863	$ 348,995

The average effective interest rate for cash equivalents at December 31, 2016 is 0.91% (2015 - 0.93%).

3. Cash and Cash Equivalents (continued)

Cash and cash equivalents exclude $118.4 million (2015 - $100.4 million) which has been received from various entities including EBB. The funds are invested on a pooled basis to obtain maximum investment returns.

Cash received for interest during the year is $27.5 million (2015 - $30.4 million).

4. Accounts Receivable

	2016	2015
Property, payments-in-lieu and business taxes receivable	**$ 51,550**	$ 58,121
Allowance for property, payments-in-lieu and business taxes receivable	**(330)**	(4,255)
	51,220	53,866
Trade accounts and other receivables	**162,465**	163,002
Province of Manitoba	**103,433**	118,411
Government of Canada	**20,657**	19,124
Allowance for doubtful accounts	**(17,454)**	(20,272)
	269,101	280,265
	$ 320,321	$ 334,131

5. Investments

	2016	2015
Marketable securities		
Government of Canada Bonds	**$ 15,185**	$ -
Provincial bonds and bond coupons	**13,697**	11,797
Municipal bonds	**59,424**	69,529
	88,306	81,326
Manitoba Hydro long-term receivable	**220,238**	220,238
Other	**13,646**	11,638
	$ 322,190	$ 313,202

a) Marketable securities

The aggregate market value of marketable securities at December 31, 2016 is $90.1 million (2015 - $84.7 million) and their maturity dates range from 2033 to 2053.

b) Manitoba Hydro long-term receivable

On February 27, 2002, City Council approved Manitoba Hydro's proposal to purchase Winnipeg Hydro. The terms of the proposal included payments to the City of $25 million per annum commencing in 2002 and for the next four years thereafter; $20 million per annum for years six through nine; and $16 million per annum for years ten and continuing in perpetuity.

The Manitoba Hydro investment represents the sum of the discounted future cash flows of the above annual payments to the City, discounted at the City's historical average long-term borrowing rate.

6. Investment in Government Businesses

a) North Portage Development Corporation

North Portage Development Corporation (the "NPDC") is a government business partnership that is jointly controlled by the Government of Canada, the Province of Manitoba and The City of Winnipeg. The mission of NPDC is to act as a catalyst, encouraging activities for people in the downtown through public and private partnerships and to work to ensure financial self-sufficiency. NPDC is responsible for the continuing renewal and stewardship of two sites in Winnipeg's downtown: the North Portage area and The Forks. NPDC is involved in certain business and core activities regarding the ownership, development and management of its two sites that include land investment properties and public amenities.

The condensed supplementary financial information of NPDC is as follows:

	2016	2015
Financial position		
Property, plant and equipment and investment in properties and infrastructure enhancements	**$ 72,494**	$ 69,346
Short-term investments	**9,120**	14,215
Other assets	**1,977**	1,378
	$ 83,591	$ 84,939
Deferred contributions from shareholders	**$ 12,482**	$ 13,642
Long-term mortgage payable	**10,208**	10,608
Current and other liabilities	**4,346**	3,722
	27,036	27,972
Net equity	**56,555**	56,967
	$ 83,591	$ 84,939
Comprehensive income		
Revenues	**$ 11,926**	$ 11,195
Expenses	**10,058**	9,495
Operating income before the following	**1,868**	1,700
Interest expense	**(612)**	(633)
Amortization	**(2,242)**	(2,173)
Other	**574**	966
Net loss for the year	**$ (412)**	$ (140)

b) River Park South Developments Inc.

On April 21, 2011, the City and Qualico Developments (Winnipeg) Ltd. entered into an agreement to jointly develop and sell residential land owned by the partners in the River Park South community of Winnipeg.

6. Investment in Government Businesses (continued)

The condensed supplementary financial information of River Park South Developments Inc. is as follows:

	2016	2015
Financial position		
Assets	**$ 12,746**	$ 16,703
Liabilities and equity	**$ 12,746**	$ 16,703
Comprehensive income		
Land sales	**$ 12,367**	$ 11,918
Cost of sales	**5,353**	5,354
Operating income before the following	**7,014**	6,564
Interest and other income	**103**	38
Other expenses and adjustments	**(1,189)**	(1,086)
Net income for the year	**$ 5,928**	$ 5,516

c) Winnipeg Housing Rehabilitation Corporation

Winnipeg Housing Rehabilitation Corporation (the "WHRC") is a non-profit developer and manager of affordable housing in Winnipeg. WHRC was founded by the City. Pursuant to operating agreements, WHRC receives subsidies from Canada Mortgage and Housing Corporation and Manitoba Housing.

The condensed supplementary financial information of WHRC is as follows:

	2016	2015
Financial position		
Capital assets	**$ 20,283**	$ 22,182
Current and other assets	**8,124**	7,772
	$ 28,407	$ 29,954
Long-term debt	**$ 18,084**	$ 19,913
Current and other liabilities	**3,949**	4,234
	22,033	24,147
Replacement Reserves	**4,988**	4,604
WHRC Building and Acquisition Reserve	**1,098**	1,082
Unrestricted net assets	**288**	121
	6,374	5,807
	$ 28,407	$ 29,954

6. Investment in Government Businesses (continued)

	2016	2015
Results of operations		
Revenues	**$ 8,338**	$ 8,366
Expenses	**8,171**	8,260
Excess of revenues over expenses for the year	**167**	106
Change to Replacement Reserves during the year	**384**	291
Change to WHRC Building and Acquisition Reserve during the year	**16**	19
Net income for the year	**$ 567**	$ 416

During the year, the City paid WHRC an operating grant of $180 thousand (2015 - $180 thousand). In addition, the City has guaranteed WHRC's operating line of credit to a value of $2.0 million (2015 - $2.0 million). As at March 31, 2016, WHRC has utilized $341 thousand of this line of credit (2015 - $492 thousand).

d) Park City Commons

On February 17, 2016 the City and EdgeCorp Developments Ltd. entered into an agreement to form Park City Commons joint venture to develop and sell certain land owned by the participants in the community of Transcona.

The condensed supplementary financial information of Park City Commons is as follows:

	2016	2015
Financial position		
Assets	**$ 2,844**	$ -
Liabilities and equity	**$ 2,844**	$ -

Comprehensive income
No income or expenses were incurred during the year.

Summary of investment in government businesses

	2016	2015
North Portage Development Corporation (1/3 share)	**$ 18,852**	$ 18,989
River Park South Developments Inc. (1/2 share)	**3,799**	5,339
Winnipeg Housing Rehabilitation Corporation	**6,374**	5,807
Park City Commons (1/2 share)	**1,125**	-
	$ 30,150	$ 30,135

Summary of results of operations

	2016	2015
North Portage Development Corporation (1/3 share)	**$ (137)**	$ (47)
River Park South Developments Inc. (1/2 share)	**2,964**	2,758
Winnipeg Housing Rehabilitation Corporation	**567**	416
	$ 3,394	$ 3,127

The results of operations are included in the Consolidated Statement of Operations and Accumulated Surplus as land sales and other revenue. NPDC and WHRC report their activities based on a March 31 year-end.

7. Accounts Payable and Accrued Liabilities

	2016	2015
Accrued liabilities	**$ 142,244**	$ 132,256
Trade accounts payable	**115,688**	133,856
Accrued interest payable	**6,821**	6,839
	$ 264,753	$ 272,951

8. Deferred Revenue

	2016	2015
Federal gas tax transfer	**$ 17,043**	$ 14,937
Province of Manitoba	**2,994**	3,223
Prepayment for services and other	**22,985**	26,104
	$ 43,022	$ 44,264

9. Debt

Sinking fund debentures outstanding

Term	Maturity Date	Rate of Interest	Series	By-Law No.	2016	2015
1997-2017	Nov. 17	6.250	VU	7000/97	**30,000**	30,000
2006-2036	July 17	5.200	VZ	183/04 and 72/06	**60,000**	60,000
2008-2036	July 17	5.200	VZ	72/06B and 32/07	**100,000**	100,000
2010-2041	June 3	5.150	WB	183/08	**60,000**	60,000
2011-2051	Nov. 15	4.300	WC	72/06, 183/08 and 150/09	**50,000**	50,000
2012-2051	Nov. 15	3.853	WC	93/11	**50,000**	50,000
2012-2051	Nov. 15	3.759	WC	120/09, 93/11 and 138/11	**75,000**	75,000
2013-2051	Nov. 15	4.391	WC	93/11 and 84/13	**60,000**	60,000
2014-2045	June 1	4.100	WD	144/11, 23/13 and 149/13	**60,000**	60,000
2014-2045	June 1	3.713	WD	100/12, 23/13 and 149/13	**60,000**	60,000
2014-2051	Nov. 15	3.893	WC	93/11 and 145/13	**52,568**	52,568
2015-2045	June 1	3.828	WD	144/11, 100/12, 23/13, 149/13, 5/15 and 61/15	**60,000**	60,000
2016-2045	June 1	3.303	WD	72/06, 23/13, 149/13, 5/15, 96/15 and 40/16	**80,000**	-
					797,568	717,568
Equity in The Sinking Funds (Notes 9a and b)					**(65,677)**	(53,116)
Net sinking fund debentures outstanding					**731,891**	664,452

9. Debt (continued)

Other debt outstanding

Serial and instalment debt issued by the City with varying maturities up to 2019 and a weighted average interest rate of 4.50% (2015 - 4.50%)	**14,544**	19,392
Bank loans, Province and other with varying maturities up to 2046 and a weighted average interest rate of 3.19% (2015 - 2.61%)	**124,948**	133,115
Obligations for leased tangible capital assets (Note 9c)	**24,162**	24,844
Service concession arrangement obligations (Notes 9d and 15d)	**152,368**	154,158
	1,047,913	995,961
Unamortized premium on debt (Note 9e)	**31,931**	20,816
	$ 1,079,844	$ 1,016,777

Debt segregated by fund/organization:

	2016	2015
General Capital Fund	**$ 712,560**	$ 671,683
Waterworks System	**130,217**	134,397
Transit System	**88,531**	92,688
Consolidated entities	**38,741**	39,556
Solid Waste Disposal	**31,400**	23,445
Fleet Special Operating Agency	**29,834**	30,311
Sewage Disposal	**24,351**	-
Other	**24,210**	24,697
	$ 1,079,844	$ 1,016,777

Debt to be retired over the next five years:

	2017	2018	2019	2020	2021	2022+
Sinking fund debentures	$ 30,000	$ -	$ -	$ -	$ -	$ 767,568
Other debt	30,552	22,649	26,412	10,609	10,415	215,385
	$ 60,552	$ 22,649	$ 26,412	$ 10,609	$ 10,415	$ 982,953

a) As at December 31, 2016, sinking fund assets have a market value of $101.8 million (2015 - $79.7 million). Sinking fund assets are mainly comprised of government and government-guaranteed bonds and debentures, which include City of Winnipeg debentures with a carrying value of $32.4 million (2015 - $27.0 million) and a market value of $33.7 million (2015 - $28.9 million).

b) The City of Winnipeg Charter requires the City to make annual payments to The Sinking Fund Trustees of The City of Winnipeg on debt outstanding as at December 31, 2002. Sinking fund arrangements after December 31, 2002 are managed in a separate fund by the City. The City is currently paying between 1 to 3% on its outstanding sinking fund debentures. These annual payments are invested for the retirement of the debenture issues on their maturity dates.

9. Debt (continued)

c) Future minimum lease payments together with the balance of the obligation for leased tangible capital assets are as follows:

2017	$	2,502
2018		2,553
2019		2,563
2020		2,680
2021		2,794
Thereafter		26,989
Total future minimum lease payments		40,081
Amount representing interest at a weighted average rate of 8.18%		(15,919)
Capital lease obligations	$	24,162

d) Service concession arrangement obligations are as follows:

	2016	2015
DBF2 Limited Partnership - Chief Peguis Trail Extension	**$ 47,509**	$ 48,089
Plenary Roads Winnipeg GP - Disraeli Bridges	**104,859**	106,069
	$ 152,368	$ 154,158

Chief Peguis Trail Extension

The City has entered into a fixed-price contract with DBF2 Limited Partnership ("DBF2") to design, build, finance and maintain the Chief Peguis Trail Extension. The contract was executed in September 2010 and terminates in January 2042. The Chief Peguis Trail Extension was commissioned for use in 2011.

The $107.7 million project has been financed through a grant of $23.9 million from PPP Canada, a Provincial government transfer of $9.0 million, sinking fund debentures (Series WC) of $18.7 million, a $50.0 million service concession arrangement obligation to DBF2 and cash consideration paid by the City of $6.1 million. As at December 31, 2016, $107.4 million was capitalized (Note 13). Monthly capital and interest performance-based payments totalling $4.5 million annually, for the service concession arrangement obligation to DBF2 commenced in January 2012, commensurate with commissioning the project and are payable to termination of the contract with DBF2.

Overall, taking into account the various forms of funding and financing for the project, the effective interest rate incurred by the City based on the full $107.7 million project is 4.6%. Specifically, the sinking fund debt and service concession arrangement obligation to DBF2 bear a combined weighted average interest rate of 7.2%.

The City will also make a monthly performance-based maintenance payment to DBF2 as disclosed in Note 15d.

Disraeli Bridges

The City has entered into a fixed-price contract with Plenary Roads Winnipeg GP ("PRW") to design, build, finance and maintain the Disraeli Bridges. The contract was executed in March 2010 and terminates in October 2042. The Disraeli Bridges were commissioned for use in 2012

9. Debt (continued)

with decommissioning of the old structures and construction of a separate pedestrian bridge following in 2013.

The $195.0 million project has been financed through sinking fund debentures (Series WC) of $25.0 million, a $109.4 million service concession arrangement obligation to PRW, Federal gas tax revenue of $50.0 million, and net cash consideration paid by the City of $10.6 million. As at December 31, 2016, $195.0 million was capitalized for commissioned works (Note 13). Monthly capital and interest performance-based payments totalling $9.8 million annually, for the service concession arrangement obligation to PRW commenced in October 2012, commensurate with commissioning the project and are payable to termination of the contract with PRW.

Overall, taking into account the various forms of funding and financing for the project, the effective interest rate incurred by the City based on the $195.0 million project is 5.2%. Specifically, the sinking fund debt and service concession arrangement obligation to PRW bear a combined weighted average interest rate of 7.5%.

The City will also make a monthly performance-based maintenance payment to PRW as disclosed in Note 15d.

e) Included in the Consolidated Statement of Financial Position are investments of $30.5 million (2015 - $23.3 million) that will be used for making semi-annual debt service payments on the sinking fund debentures issued with a premium.

f) Interest on debt recorded in the Consolidated Statement of Operations and Accumulated Surplus in 2016 is $51.8 million (2015 - $56.1 million) and cash paid for interest during the year is $51.8 million (2015 - $57.5 million).

10. Other Liabilities

	2016	2015
Expropriation	**$ 54,273**	$ 21,400
Landfill	**49,054**	41,745
Contaminated sites	**15,050**	7,356
Developer deposits and other	**15,085**	12,847
	$ 133,462	$ 83,348

Included in landfill liabilities is the estimated total landfill closure and post-closure care expenses. The estimated liability for these expenses is recognized as the landfill site's capacity is used. Estimated total expenses represent the sum of the discounted future cash flows for future closure and post-closure care activities discounted at the City's average, long-term, borrowing rate of 4.5% (2015 - 4.5%).

Landfill closure and post-closure care requirements have been defined in accordance with The Environment Act and include final covering and landscaping of the landfill, pumping of ground, methane gas and leachate management, and ongoing environmental monitoring, site inspection and maintenance. The reported liability is based on estimates and assumptions with respect to events extending over a 108-year period using the best information available to management. Future events may result in significant changes to the estimated total expenses, capacity used or total capacity and the estimated liability, and would be recognized prospectively, as a change in estimate, when applicable.

The estimated remaining capacity of the City's one remaining landfill, the Brady Road Landfill Site, is 92% of its total capacity and its remaining life is approximately 108 years, after which perpetual post-closure maintenance is required.

10. Other Liabilities (continued)

The Brady Landfill Site Rehabilitation Reserve was established for the purpose of providing funding for the future development of the Brady Road Landfill Site. The reserve is financed through a transfer from the Solid Waste Disposal Fund and is based upon residential and commercial tonnes. As at December 31, 2016, the reserve had a balance of $6.6 million (2015 - $5.6 million).

11. Accrued Employee Benefits and Other

	2016	2015
Retirement allowance - accrued obligation	**$ 93,983**	$ 96,012
Unamortized net actuarial loss	**(3,927)**	(5,869)
Retirement allowance - accrued liability	**90,056**	90,143
Vacation	**55,805**	52,248
Workers' compensation	**43,242**	42,170
Compensated absences	**16,833**	13,570
Other	**5,906**	6,706
	$ 211,842	$ 204,837

Under the retirement allowance programs, qualifying employees become entitled to a cash payment upon retirement, death or termination of service under certain conditions (excluding resignation). In addition, adjustments arising from plan amendments, changes in assumptions, and experience gains and losses are amortized on a straight-line basis over 15.3 years, which represents the expected average remaining service life of the employee group. Amortization is calculated beginning in the year following the year the actuarial gains or losses occur.

The City measures its accrued retirement allowance obligation as at December 31 of each year. An actuarial valuation of the obligation was calculated as of July 31, 2014. The results of this valuation were extrapolated to the financial reporting date of December 31, 2016 using year-end assumptions.

Information about the City's retirement allowance benefit plan is as follows:

	2016	2015
Retirement allowance - accrued liability		
Balance, beginning of year	**$ 90,143**	$ 90,836
Current service cost	**5,321**	5,112
Interest cost	**2,716**	2,806
Amortization of net actuarial loss	**930**	977
Benefit payments	**(9,054)**	(9,588)
Balance, end of year	**$ 90,056**	$ 90,143

Retirement allowance expense consists of the following:

Current service cost	**$ 5,321**	$ 5,112
Interest cost	**2,716**	2,806
Amortization of net actuarial loss	**930**	977
	$ 8,967	$ 8,895

The significant actuarial assumptions adopted in measuring the retirement allowance obligation for the year ended December 31 are as follows:

Discount rate on liability	**3.00%**	2.80%
General increases in pay	**2.50 - 3.00%**	2.50 - 3.00%

11. Accrued Employee Benefits and Other (continued)

Demographic assumptions such as utilization of sick leave credits, salary increases as a result of increments and promotion, continuation of employment and the probability of retirement or death in future years are based on employment experience.

Compensated absences represent benefits expected to be paid during future employee absences in respect of sick leave days earned in previous years.

12. Pension Costs and Obligations

a) Winnipeg Civic Employees' Benefits Program

The Winnipeg Civic Employees' Benefits Program (the "Benefits Program") is a multi-employer benefit program governed by an independent board of trustees and a trust agreement that limits the City's contribution rate. Accordingly, the Benefits Program is accounted for similar to a defined contribution benefits program. The Benefits Program provides pension and disability benefits to all City of Winnipeg employees, other than police officers, and to employees of certain other participating employers.

Members' contribution rates were 9.5% of their Canada Pension Plan earnings and 11.8% of pensionable earnings in excess of Canada Pension Plan earnings in 2016, and for future years, consistent with 2015. The City and participating employers are required to make matching contributions.

An actuarial valuation of the Benefits Program was prepared as at December 31, 2015, which indicated an excess of actuarial value of program assets over actuarial liabilities of $129.1 million. The Pension Trust Agreement specifies how actuarial surpluses can be used but does not attribute actuarial surpluses to individual employers. However, a portion of actuarial surpluses is allocated to a City Account that the City and other participating employers may use to finance reductions in their contributions. In the event of unfavourable financial experience, additional amounts may be transferred from the City Account to cover a funding deficiency.

The balance of the City Account at December 31, 2016 was $15.6 million (2015 - $28.4 million).

Total contributions by the City to the Benefits Program in 2016 were $34.4 million (2015 - $32.5 million), which were expensed as incurred.

b) Winnipeg Police Pension Plan

The Winnipeg Police Pension Plan (the "Plan") is a contributory defined benefit plan, providing pension benefits to police officers. Members are required to make contributions at the rate of 8% of pensionable earnings. The City is required to finance the cost of the Plan’s benefits other than cost-of-living adjustments and to contribute 2% of pensionable earnings in respect of cost-of-living adjustments. A contribution stabilization reserve has been established to maintain the City’s contribution rate at 8% of pensionable earnings, when permitted under provincial pension legislation. The Plan incorporates a risk-sharing arrangement under which actuarial surpluses are first allocated to maintain cost-of-living adjustments to pensions at 75% of the inflation rate and maintain the contribution stabilization reserve. Thereafter, actuarial surpluses are shared equally between the City and Plan members. Funding deficiencies are resolved through reductions in the contribution stabilization reserve and the rate of cost-of-living adjustments to pensions.

An actuarial funding valuation of the Plan was prepared as of December 31, 2015 but not filed with the regulatory authorities as it was not required. The valuation revealed a funding deficiency, which, in accordance with the terms of the Plan, was resolved by decreasing the rate of cost-of-living adjustments to pensions from 44.9% to 39.5% of the inflation rate.

12. Pension Costs and Obligations (continued)

An actuarial valuation of the Plan as of December 31, 2016 is to be prepared and filed with the Office of the Superintendent - Pension Commission. In addition to a calculation of the actuarial surplus or funding deficiency, in accordance with pension legislation in Manitoba, the Plan must also be valued under the hypothetical scenario that the Plan is wound up and members' benefit entitlements settled on the valuation date. As of the date of the last valuation of the Plan, that was filed with the Office of the Superintendent - Pension Commission, December 31, 2013, the actuarial valuation showed that the Plan has a solvency deficiency at December 31, 2013 under this wind-up scenario, which needs to be addressed by the City over a period not to exceed five years either by an increase in contributions starting in 2014, or by obtaining a yearly renewable letter of credit with face value equal to the value of additional contributions with interest cumulatively otherwise required.

City Council has previously secured the letter of credit option and has obtained a letter of credit with respect to December 2013 valuation.

The results of the December 31, 2015 actuarial valuation of the Plan were extrapolated to December 31, 2016. In accordance with the terms of the Plan, extrapolated surpluses and deficiencies are resolved through transfers to and from the contribution stabilization reserve and increases or reductions in the rate of cost-of-living adjustments to pensions. The principal long-term assumptions on which the extrapolation was based were: discount rate of 5.50% per year (2015 - 5.50%); inflation rate of 2.00% per year (2015 - 2.00%); and general pay increases of 3.50% per year (2015 - 3.50%). The accrued pension obligation was valued using the projected benefit method pro-rated on services.

Based on this valuation and extrapolation, the Plan's assets, accrued pension obligation and pension expenses are as follows:

	2016	2015
Plan assets:		
Fair value, beginning of year	**$ 1,300,291**	$ 1,231,868
Employer contributions	**28,655**	24,080
Employee contributions and transfers	**13,402**	12,773
Benefits and expenses paid	**(49,874)**	(47,178)
Net investment income	**111,124**	78,748
Fair value, end of year	**1,403,598**	1,300,291
Actuarial adjustment	**(84,301)**	(81,387)
Actuarial value, end of year	**$ 1,319,297**	$ 1,218,904
Accrued pension obligation:		
Beginning of year	**$ 1,218,904**	$ 1,132,110
Interest on accrued pension obligation	**66,842**	64,877
Current period benefit cost	**42,689**	39,556
Actuarial loss	**20,505**	29,539
Benefits and expenses paid	**(49,874)**	(47,178)
End of year	**$ 1,299,066**	$ 1,218,904
Funded status	**$ 20,231**	**$ -**
Less: city account	**(62)**	-
Less: contribution stabilization reserve	**(20,169)**	**-**
Actuarial surplus	**$ -**	**$ -**

12. Pension Costs and Obligations (continued)

Expenses related to pensions:		
Current period benefit cost	**$ 42,689**	$ 39,556
Amortization of actuarial gains	**(649)**	(2,781)
Less: employee contributions and transfers	**(13,402)**	(12,773)
Pension benefit expense	**28,638**	24,002
Interest on accrued benefit obligation	**66,842**	64,877
Expected return on plan assets	**(66,825)**	(64,799)
Pension interest expense	**17**	78
Total expenses related to pensions	**$ 28,655**	$ 24,080

The actuarial value of the Plan's assets is determined by averaging over five years differences between the pension fund's net investment income and expected investment income based on the expected rate of return.

Total contributions made by the City to the Plan in 2016 were $28.7 million (2015 - $24.1 million). Total employee contributions to the Plan in 2016 were $13.4 million (2015 - $12.8 million). Benefits paid from the Plan in 2016 were $49.9 million (2015 - $47.2 million).

The expected rate of return on Plan assets in 2016 was 5.50% (2015 - 5.75%). The actual rate of return, net of investment expenses, on the fair value of Plan assets in 2016 was 8.57% (2015 - 6.42%).

As the City's contribution to the Plan each year are equal to its pension expense, no accrued pension asset or liability is reflected in the Consolidated Statement of Financial Position. As noted above, the Plan provides that within certain prescribed constraints, in the event of a funding deficiency, a transfer from the contribution stabilization reserve and amendments to the rate of cost-of-living adjustments to pensions will be utilized to resolve the deficiency, and vice versa in the event of surplus. The above extrapolation anticipates that the funding surplus at December 31, 2016 will be resolved through an increase in the rate of cost-of-living adjustment and an allocation to the contribution stabilization reserve.

c) Councillors' Pension Plan

i) Pension Plan Established Under By-Law Number 3553/83

On November 2, 1992, the pension plan provided to members of City Council was terminated, thereby not allowing new members to be accepted to the plan and current members being entitled to receive retirement benefits once they become eligible. In 2016, the City paid out $0.3 million (2015 - $0.3 million). An actuarially determined pension obligation of $3.9 million (2015 - $3.9 million) has been reflected in the Consolidated Statement of Financial Position.

ii) Pension Plan Established Under By-Law Number 7869/01

On November 22, 2000, City Council adopted the policy that effective January 1, 2001, a Council Pension Plan be created for all members of City Council for The City of Winnipeg.

12. Pension Costs and Obligations (continued)

d) Group Life Insurance Plan

Employees of the City who are members of the Civic Employees' Pension Plan or the Winnipeg Police Pension Plan must become members of the Civic Employees' Group Life Insurance Plan and the Police Employees' Group Life Insurance Plan, (the "Plans") respectively. These plans provide life insurance for members while employed and can be continued into retirement at the employees' option. Plan members and the City share the cost of basic life insurance. An actuarial valuation indicated that this post-retirement liability is fully funded.

During 2015, City Council approved by-law 80/2015 in respect of the Plans. The purpose of the by-law was to transfer the plans' administration from the Winnipeg Civic Employees' Benefits Program and the Winnipeg Police Pension Board to The Civic and Police Employees' Group Life Insurance Plans Corporation ("CPEGLIPCo"). The Province of Manitoba approved the establishing of CPEGLIPCo as a municipal corporation. The benefits offered by the plans have not changed.

An actuarial valuation of the Plans was prepared as of December 31, 2013 and the results were extrapolated to December 31, 2016. The principal long-term assumptions on which the valuation was based were: discount rate of 4.50% per year (2015 - 3.45%); and general pay increases of 3.50% per year (2015 - 3.50%). The accrued group life insurance obligation was valued using the projected benefit method pro-rated on services. Based on this valuation and extrapolation, the funded status of the Plans is as follows:

	2016	2015
Group life insurance plan assets, at actuarial value	**$ 153,122**	$ 148,308
Accrued post-retirement life insurance obligations	**$ 91,100**	$ 119,313

13. Tangible Capital Assets

	Net Book Value	
	2016	2015
General		
Land	**$ 283,762**	$ 240,444
Buildings	**824,579**	627,003
Vehicles	**167,234**	175,759
Computer	**30,488**	27,857
Other	**274,246**	274,694
Infrastructure		
Plants and facilities	**587,367**	573,667
Roads	**1,361,701**	1,307,029
Underground and other networks	**2,075,634**	2,041,867
Bridges and other structures	**586,868**	577,562
	6,191,879	5,845,882
Assets under construction	**227,119**	335,033
	$ 6,418,998	$ 6,180,915

For additional information, see the Consolidated Schedule of Tangible Capital Assets (Schedule 1).

During the year, $nil (2015 - $nil) of tangible capital assets were written-down. Interest capitalized during 2016 was $3.8 million (2015 - $4.9 million). In addition, roads and underground networks contributed to the City totalled $59.0 million in 2016 (2015 - $111.0 million) and were capitalized at their fair value at the time of receipt.

13. Tangible Capital Assets (continued)

Included in the above net book values are $278.7 million (2015 - $281.8 million) of tangible capital assets that were acquired through service concession arrangements. The amount includes estimated, yet to be determined settlements for land expropriations.

Works of art and historical treasures are held by the City in various locations. Due to the subjective nature of the assets they are not included in the values shown on these statements.

14. Accumulated Surplus

Accumulated surplus consists of the following:

	2016	2015
Invested in tangible capital assets	**$ 5,396,951**	$ 5,217,274
Reserves (Schedule 2)	**294,624**	302,932
Manitoba Hydro long-term receivable (Note 5)	**220,238**	220,238
Other surplus accumulated in utility operations, consolidated entities and other	**123,730**	109,866
Equity in government businesses (Note 6)	**30,150**	30,135
Unfunded expenses to be funded from future revenues:		
Accrued employee benefits and other	**(210,312)**	(199,016)
Landfill	**(49,054)**	(41,745)
Contaminated sites	**(15,050)**	(7,356)
Canadian Museum for Human Rights grant	**(6,690)**	(9,875)
	$ 5,784,587	$ 5,622,453

Invested in tangible capital assets represents equity in non-financial assets, which is either a portion or the entire accumulated surpluses of specific funds consolidated in these statements. For those funds, where a portion of their accumulated surplus is allocated to invested in tangible capital assets, the amount is determined based on tangible capital assets less debt.

15. Commitments and Contingencies

The significant commitments and contingencies that existed at December 31, 2016 are as follows:

a) Operating leases

The City has entered into a number of lease agreements mainly for the lease of accommodations for civic offices and office equipment. Future minimum lease payments on operating leases are as follows:

2017	$ 7,974
2018	7,619
2019	6,177
2020	5,727
2021	5,698
Thereafter	66,555
	$ 99,750

15. Commitments and Contingencies (continued)

b) Legal obligations

As part of the normal course of operations, lawsuits are pending against the City. The final outcome with respect to actions that will arise from these lawsuits as at December 31, 2016 cannot be predicted with certainty. Where the occurrence of future events is considered likely to result in a loss with respect to an existing condition and the amount of loss can be reasonably estimated, amounts have been recorded in the consolidated financial statements. Where the occurrence of future events is considered undeterminable, no amount has been accrued in the financial statements.

c) Loan guarantees

The City has also unconditionally guaranteed the payment of principal and interest on capital improvement loans for several organizations. The outstanding balance on these loans as at December 31, 2016 is $37.1 million (2015 - $27.2 million).

d) Service concession arrangements

(i) As disclosed in Note 9d, the City will pay PRW a monthly performance-based maintenance payment related to the Disraeli Bridges Project contract. The monthly payment totalling $1.8 million annually is to be adjusted by CPI and is payable commencing October 2012 until the termination of the contract with PRW in October 2042.

(ii) As disclosed in Note 9d, the City will pay DBF2 a monthly performance-based maintenance payment related to the Chief Peguis Trail Extension contract. The monthly payment totalling $1.5 million annually is to be adjusted by CPI and is payable commencing January 2012 until the termination of the contract with DBF2 in January 2042.

e) Veolia agreement

On April 20, 2011, the City entered into an agreement ("Agreement") with VWNA Winnipeg Inc. (“Veolia”) for the provision of expert advice to the City to assist with construction and operating improvements to the City’s sewage treatment system (the “Program”). The Agreement commenced May 1, 2011, and has a term of 30 years, subject to certain termination provisions.

The City’s sewage treatment system treats and handles wastewater and resulting residuals at its existing three major sewage treatment facilities, the South End, West End and North End Water Pollution Control Centres (the “Facilities”). Veolia’s role is to provide services to the City. Representatives of Veolia are working collaboratively with representatives of the City providing advice and recommendations in respect of the City's (i) management and operation of the Facilities (ii) assessment, planning and delivery of upgrades and capital modification to the Facilities; and (iii) assessment, planning and delivery of operational improvement to the Facilities during the term of this agreement. The Program does not include the City's supply of water or its waterworks system or work relating to the collection system or land drainage system.

Under the Agreement, the City: retains complete ownership of all the sewage system assets; continues to exercise control over the sewage treatment systems by means of City Council budget approvals and by setting service quality standards that will be reported publicly on a regular basis; continues to control operating and maintenance parameters by which the sewage system shall operate; and retains full accountability for compliance with regulatory permits and licenses.

Decisions for the sewage treatment system are made by the City based upon the best advice of City management and Veolia experts working together.

The Agreement provides both parties with a variety of responsibilities, rights, protections, and obligations reflecting reasonable commercial terms.

Compensation to Veolia under the Agreement includes the following components:

1. Reimbursement of Veolia's actual direct costs related to the Program ("Direct Costs");
2. An agreed-upon margin percentage which is applied to Direct Costs of the Program. The quantum of the margin percentage is dependent on the nature of the cost ("Fee");
3. For capital projects and operations under the Program, a target cost is to be set. Veolia is to receive a share of the savings when actual operating costs and/or capital costs are below target costs ("Gainshare"). Veolia is to receive a share of the expense when actual operating costs and/or capital costs are above target costs ("Painshare"); and
4. Key performance indicators ("KPIs") will be established under the Program. Veolia is to earn amounts for achieving or completing established KPIs ("KPI earnings"), and to be deducted amounts for failing to achieve minimum KPIs ("KPI Deductions").

The Agreement only guarantees payment to Veolia in respect of the Direct Costs incurred in providing services as indicated in Item 1 in the above paragraph.

Amounts earned by Veolia over the term of the Agreement (Fee, Gainshare, and KPI earnings) are credited to an Earning at Risk Account ("EARA"). Painshare and KPI deductions reduce the EARA. All of these amounts remain at risk for the duration of the Agreement and are not guaranteed to be paid to Veolia, and by their nature, are dependent on the financial and overall results of the Program.

Veolia's withdrawals of amounts from the EARA are subject to certain limits and security posting requirements.

If at the end of the 30-year term the EARA is negative, Veolia must repay the City this amount.

The Agreement requires a Performance Guarantee Security ("PGS"), which is a letter of credit and performance bond that together provide security to the City. In addition to the PGS, Veolia provides a Parental Guarantee by its parent company.

f) Forgivable loans

The City has received funding from the federal and provincial governments for the purchase of certain properties. Repayment of this funding is not required as long as the properties operate as an affordable housing complex or offer services for the homeless. As at December 31, 2016, the forgivable loans totalled $3.4 million (2015 - $3.8 million).

16. Taxation

	2016	2015
Municipal and school property taxes	**$ 1,130,639**	$ 1,077,600
Payments-in-lieu of property (municipal and school) and business taxes	**52,082**	51,297
	1,182,721	1,128,897
Payments to Province and school divisions	**(645,823)**	(606,821)
Net property taxes and payments-in-lieu of property taxes available for municipal purposes	**536,898**	522,076
Local improvement and frontage levies	**63,129**	50,149
Business taxes and license-in-lieu of business taxes	**57,254**	55,766
Electricity and natural gas sales taxes	**20,145**	20,117
Amusement and accommodation taxes and mobile home licences	**13,590**	12,215
	$ 691,016	$ 660,323

The property tax roll includes school taxes of $614.6 million (2015 - $575.6 million) assessed and levied on behalf of the Province and school divisions. Payments-in-lieu of school taxes assessed in 2016 totalled $31.2 million (2015 - $31.2 million) and are treated the same as school taxes. School taxes and payments-in-lieu of school taxes are remitted to the Province and school divisions based upon a formula and schedule set by the Province. If property taxes are reduced due to an assessment reduction, the City is required by legislation to fund the repayment of both the municipal and school taxes with applicable interest.

Business taxes do not include the amount of levy imposed for business improvement zones of $4.9 million (2015 - $4.9 million).

17. Sales of Services and Regulatory Fees

	2016	2015
Water sales and sewage services	**$ 260,440**	$ 254,987
Other sales of goods and services	**146,838**	138,032
Regulatory fees	**83,743**	75,024
Transit fares	**78,620**	77,594
	$ 569,641	$ 3,819,459

18. Government Transfers

	2016	2015
Operating		
Province of Manitoba		
Ambulance, libraries and other	**$ 67,499**	$ 65,545
Building Manitoba Fund	**52,626**	52,368
Transit	**40,103**	37,110
Unconditional	**26,494**	26,494
Support	**14,045**	13,703
Support for provincial programs	**(23,650)**	(23,650)
	177,117	171,570
Government of Canada	**5,126**	12
Total Operating	**182,243**	171,582

18. Government Transfers (continued)

	2016	2015
Capital		
Province of Manitoba		
Building Manitoba Fund		
Manitoba Winnipeg Infrastructure Agreement	**32,938**	39,661
Road Improvements	**25,165**	30,946
Winnipeg Convention Centre	**-**	19,234
Other	**22,213**	17,183
	80,316	107,024
Building Canada Fund	**5,378**	10,134
Green Infrastructure Fund	**3,844**	-
Other	**4,929**	520
	94,467	117,678
Government of Canada		
Federal gas tax revenue	**39,840**	47,452
Building Canada Fund	**5,940**	10,579
Winnipeg Convention Centre	**-**	13,721
Other capital funding	**11,303**	11,975
	57,083	83,727
Total Capital	**151,550**	201,405
	$ 333,793	$ 372,987

In accordance with the recommendations of the Public Sector Accounting Board, government transfers, to the extent a liability does not exist, and developer contributions-in-kind related to capital acquisitions are required to be recognized as revenue in the consolidated financial statements in the period in which the tangible capital assets are acquired.

19. Land Sales and Other Revenue

	2016	2015
Land sales	**11,334**	6,180
Investment in government businesses (Note 6)	**3,394**	3,127
Other	**12,290**	5,290
	$ 27,018	$ 14,597

20. Expenses by Object

	2016	2015
Salaries and benefits	**$ 836,857**	$ 805,889
Goods and services	**414,575**	387,853
Amortization of tangible capital assets	**235,235**	221,358
Interest	**51,799**	56,130
Other expenses	**34,246**	14,756
	$ 1,572,712	$ 1,485,986

21. Budget

On December 9, 2016 Council approved the 2017 budget for the City of Winnipeg, including operating budgets for tax supported, utility, special operating agency and reserve operations as well as a capital budget. Included in the 2017 budget document is a 2016 consolidated budget that considers a number of adjustments for inter-fund transaction eliminations, tangible capital asset based revenues and amortization, controlled entity operations and the accrual of unfunded expenses. The resulting 2016 consolidated budget has been utilized in these consolidated financial statements.

22. Property and Liability Insurance

The City purchases comprehensive insurance coverage for property and liability with a self-insured retention level of $250 thousand per claim for most of the policies. The City has established an Insurance Reserve Fund (Schedule 2) that enables the City to carry a large self-insured retention level which mitigates the effect of poor claims experience in any given year.

23. Segmented Information

The City of Winnipeg is a diversified municipal government institution that provides a wide range of services to its citizens, including police, fire, ambulance, public transit and water. For management reporting purposes the City's operations and activities are organized and reported by fund. Funds were created for the purpose of recording specific activities to attain certain objectives in accordance with special regulations, restrictions or limitations.

City services are provided by departments and their activities are reported in these funds. Certain departments that have been separately disclosed in the segmented information, along with the services they provide, are as follows:

Protection

Protection is comprised of the Police Service and Fire Paramedic Service departments. The mandate of the Police Service department is to ensure the safety of the lives and property of citizens; preserve peace and good order; prevent crimes from occurring; detect offenders; and enforce the law. The Fire Paramedic Service department is responsible for providing fire suppression service; fire prevention programs; and training and education related to prevention, detection or extinguishment of fires. It is also responsible for pre-hospital emergency paramedical care and the transport of the sick and injured; for handling hazardous materials incidents; for the mitigation of calamitous incidents; and for the evacuation of people when in charge at an incident.

Community Services

The Community Services department provides public services that contribute to neighbourhood development and sustainability through the provision of recreation and leisure services such as fitness and aquatic programs. It provides public services that contribute to healthy communities through partnerships, promotion, prevention, protection and enforcement. The department also contributes to the information needs of the City's citizens through the provision of library services.

Planning

The Planning, Property and Development department provides a diverse bundle of services. It manages urban development for business interests, environmental concerns, heritage matters, local neighbourhoods and the downtown through city planning, community development and parks and riverbank planning. It ensures an acceptable quality of building construction and maintenance of properties through enforcement of construction codes and building standards. It facilitates economic development by providing services for the approval of all land development plans, the processing of building permit applications and the provision of geomatics services, as well as providing cemetery services to citizens.

23. Segmented Information (continued)

The Public Works department is responsible for the delivery of municipal public works services related to the planning, development and maintenance of roadway systems, the maintenance of parks and open space, and street lighting. The Water and Waste department is responsible for land drainage and garbage collection operations.

Transit System Fund

The Transit department is responsible for providing local public transportation service.

Water and Waste Funds

The Water and Waste department consists of three distinct utilities - water, wastewater and solid waste disposal. The department provides drinking water to citizens of Winnipeg, collects and treats wastewater, and provides collection, disposal and waste minimization programs and facilities for solid waste. Their land drainage and garbage collection operations are reported in the General Revenue Fund and are included in the Public Works and Water segment.

For each reported segment, revenues and expenses represent both amounts that are directly attributable to the segment and amounts that are allocated on a reasonable basis. Therefore, certain allocation methodologies are employed in the preparation of segmented financial information. The General Revenue Fund reports on municipal services that are funded primarily by taxation such as property and business tax revenues. Taxation and payments-in-lieu of taxes are apportioned to General Revenue Fund services based on the Fund's net surplus. Certain government transfers, transfers from other funds, and other revenues have been apportioned based on a percentage of budgeted expenses.

The accounting policies used in these segments are consistent with those followed in the preparation of the consolidated financial statements as disclosed in Note 2. For additional information, see the Consolidated Schedule of Segment Disclosure - Service (Schedule 3).

24. Comparative Figures

Certain comparative figures have been reclassified to conform to the presentation made in the current year.

THE CITY OF WINNIPEG
CONSOLIDATED SCHEDULE OF TANGIBLE CAPITAL ASSETS

As at December 31
(in thousands of dollars)

	General				
	Land	**Buildings**	**Vehicles**	**Computer**	**Other**
Cost					
Balance, beginning of year	**$ 240,444**	**977,208**	**400,233**	**156,697**	**444,743**
Add:					
Additions during the year	**44,342**	**230,727**	**17,670**	**10,011**	**30,678**
Less:					
Disposals during the year	**1,024**	**1,362**	**17,820**	**13,859**	**1,750**
Balance, end of year	**283,762**	**1,206,573**	**400,083**	**152,849**	**473,671**
Accumulated amortization					
Balance, beginning of year	**-**	**350,205**	**224,474**	**128,840**	**170,049**
Add:					
Amortization	**-**	**32,891**	**25,871**	**7,354**	**30,974**
Less:					
Accumulated amortization on disposals	**-**	**1,102**	**17,496**	**13,833**	**1,598**
Balance, end of year	**-**	**381,994**	**232,849**	**122,361**	**199,425**
Net Book Value of Tangible Capital Assets	**$ 283,762**	**$ 824,579**	**$ 167,234**	**$ 30,488**	**$ 274,246**

* Included in land additions is $7.5 million of land transfers from land held for resale.

Schedule 1

Infrastructure					Totals	
Plants and Facilities	**Roads**	**Underground and Other Networks**	**Bridges and Other Structures**	**Assets Under Construction**	**2016**	2015
859,589	**2,389,863**	**3,089,814**	**818,796**	**335,033**	**$ 9,712,420**	$ 9,185,600
30,038	**118,111**	**78,205**	**23,751**	**(107,914)**	**475,619**	558,409
-	**2,751**	**8,567**	**426**	**-**	**47,559**	31,589
889,627	**2,505,223**	**3,159,452**	**842,121**	**227,119**	**10,140,480**	9,712,420
285,922	**1,082,834**	**1,047,947**	**241,234**	**-**	**3,531,505**	3,333,951
16,338	**63,251**	**44,149**	**14,407**	**-**	**235,235**	221,358
-	**2,563**	**8,278**	**388**	**-**	**45,258**	23,804
302,260	**1,143,522**	**1,083,818**	**255,253**	**-**	**3,721,482**	3,531,505
$ 587,367	**$ 1,361,701**	**$ 2,075,634**	**$ 586,868**	**$ 227,119**	**$ 6,418,998**	$ 6,180,915

THE CITY OF WINNIPEG
CONSOLIDATED SCHEDULE OF RESERVES

Schedule 2

As at December 31
(in thousands of dollars)

	2016	2015
Reserves		
Capital Reserves		
Environmental Projects	**$ 93,167**	$ 83,215
Transit Bus Replacement	**16,250**	11,552
Sewer System Rehabilitation	**9,826**	19,418
Waste Diversion	**6,612**	2,369
Brady Landfill Site Rehabilitation	**6,609**	5,646
Watermain Renewal	**5,583**	5,161
SWRT Corridor	**4,209**	4,729
SWRT Payment	**1,700**	-
Regional Street Renewal	**576**	617
Computer Replacement	**475**	1,260
Local Streets Renewal	**438**	1,236
Golf Course	**343**	453
Federal Gas Tax Revenue	**182**	173
	145,970	135,829
Special Purpose Reserves		
Perpetual Maintenance Fund - Brookside Cemetery	**16,393**	15,696
Land Operating *	**16,089**	12,952
Destination Marketing	**13,340**	10,676
Land Dedication	**7,468**	7,307
Multi-Family Dwelling Tax Investment	**5,216**	4,600
Workers Compensation	**5,081**	4,748
Housing Rehabilitation Investment	**2,780**	4,136
Heritage Investment	**2,743**	143
Insurance (Note 21)	**2,691**	509
Insect Control Urgent Expenditures	**2,228**	2,654
Permit	**2,000**	1,510
Commitment	**1,742**	4,685
Economic Development Investment	**1,375**	3,523
Perpetual Maintenance Fund - St.Vital Cemetery	**1,152**	1,115
Perpetual Maintenance Fund - Transcona Cemetery	**797**	777
General Purpose	**149**	16,440
	81,244	91,471
Stabilization Reserve		
Financial Stabilization	**67,410**	75,632
Total Reserves	**$ 294,624**	$ 302,932

***** This excludes the investments held for the River Park South Developments Inc. and Park City Commons government business partnerships.

	2016	2015
Reserve balance as disclosed above	**$ 16,089**	$ 12,952
Investments held in government business (Note 6)	**4,924**	5,339
	$ 21,013	$ 18,291

THE CITY OF WINNIPEG
CONSOLIDATED SCHEDULE OF SEGMENT DISCLOSURE - SERVICE

For the year ended December 31, 2016
(in thousands of dollars)

	General Revenue Fund			
	Protection	**Community Services**	**Planning**	**Public Works and Water**
REVENUES				
Taxation	**$ 305,544**	**$ 77,133**	**$ -**	**$ 205,859**
Sales of services and regulatory fees	**58,618**	**15,007**	**28,359**	**12,016**
Government transfers (Note 18)	**77,826**	**9,409**	**-**	**19,331**
Transfer from other funds	**11,450**	**3,383**	**15,481**	**22,009**
Other	**22,130**	**5,317**	**2,511**	**12,517**
	475,568	**110,249**	**46,351**	**271,732**
EXPENSES *(Note 19)*				
Salaries and benefits	**403,236**	**40,021**	**24,113**	**77,056**
Goods and services	**38,838**	**9,014**	**3,057**	**126,359**
Interest	**6,673**	**1,734**	**29**	**4,841**
Transfer to other funds	**21,800**	**39,955**	**18,195**	**79,542**
Other	**5,021**	**19,525**	**957**	**(16,066)**
	475,568	**110,249**	**46,351**	**271,732**
ANNUAL SURPLUS	**$ -**	**$ -**	**$ -**	**$ -**

For the year ended December 31, 2015
(in thousands of dollars)

	General Revenue Fund			
	Protection	Community Services	Planning	Public Works and Water
REVENUES				
Taxation	$ 280,388	$ 83,786	$ 5,090	$ 182,641
Sales of services and regulatory fees	60,035	14,877	23,654	5,782
Government transfers (Note 18)	73,651	10,279	3,197	19,543
Transfer from other funds	6,196	1,896	17,100	16,049
Other	21,034	5,657	2,339	11,516
	441,304	116,495	51,380	235,531
EXPENSES *(Note 19)*				
Salaries and benefits	380,970	39,135	23,555	74,989
Goods and services	36,475	8,784	2,879	102,449
Interest	457	1,907	45	6,674
Transfer to other funds	19,435	47,336	24,835	70,505
Other	3,967	19,333	66	(19,086)
	441,304	116,495	51,380	235,531
ANNUAL SURPLUS	$ -	$ -	$ -	$ -

Schedule 3

Finance and Administration	Transit System Fund	Water and Waste Funds	Other Funds and Corporations	Eliminations	Consolidated
$ 103,845	**$ -**	**$ -**	**$ 15,330**	**$ (16,695)**	**$ 691,016**
19,858	**82,387**	**307,058**	**98,053**	**(51,715)**	**569,641**
16,239	**55,512**	**29,678**	**151,313**	**(25,515)**	**333,793**
7,873	**76,971**	**48,784**	**378,605**	**(564,556)**	**-**
14,960	**6,121**	**13,362**	**98,342**	**(34,864)**	**140,396**
162,775	**220,991**	**398,882**	**741,643**	**(693,345)**	**1,734,846**
46,011	**108,100**	**69,110**	**59,935**	**9,275**	**836,857**
14,811	**49,535**	**113,805**	**108,808**	**(49,652)**	**414,575**
309	**5,003**	**9,419**	**40,385**	**(16,594)**	**51,799**
85,892	**26,969**	**99,776**	**11,083**	**(383,212)**	**-**
15,752	**20,403**	**38,456**	**221,692**	**(36,259)**	**269,481**
162,775	**210,010**	**330,566**	**441,903**	**(476,442)**	**1,572,712**
$ -	**$ 10,981**	**$ 68,316**	**$ 299,740**	**$ (216,903)**	**$ 162,134**

Finance and Administration	Transit System Fund	Water and Waste Funds	Other Funds and Corporations	Eliminations	Consolidated
$ 109,819	$ -	$ -	$ 15,230	$ (16,631)	$ 660,323
15,641	81,654	295,383	100,283	(51,672)	545,637
11,973	47,955	15,484	237,502	(46,597)	372,987
3,567	68,491	41,278	377,648	(532,225)	-
14,888	3,013	37,385	114,298	(33,792)	176,338
155,888	201,113	389,530	844,961	(680,917)	1,755,285
42,878	102,106	66,025	58,014	18,217	805,889
27,359	48,546	110,848	101,348	(50,835)	387,853
(123)	6,031	9,934	41,181	(9,976)	56,130
72,188	6,680	101,150	9,514	(351,643)	-
13,586	20,229	38,197	217,197	(57,375)	236,114
155,888	183,592	326,154	427,254	(451,612)	1,485,986
$ -	$ 17,521	$ 63,376	$ 417,707	$ (229,305)	$ 269,299

THE CITY OF WINNIPEG
CONSOLIDATED FINANCIAL STATEMENTS

FIVE-YEAR REVIEW

December 31
("$" amounts in thousands of dollars, except as noted)
(Unaudited)

		2016	2015	2014	2013	2012
1.	Population (as restated per Statistics Canada)	**730,300**	718,400	709,253	698,696	689,575
	Unemployment rate (as restated per Statistics Canada)					
	- Winnipeg	**6.5%**	6.0%	5.8%	5.9%	5.6%
	- National average	**6.9%**	6.9%	6.9%	7.1%	7.3%
2.	Average annual headcount	**10,426**	10,253	10,206	10,143	10,080
3.	Number of taxable properties	**228,941**	226,736	223,411	220,942	218,973
	Payments-in-lieu of taxes					
	Number of properties		1,195	988	1,042	1,317
4.	Assessment (see note) - Residential	**$ 66,197,564**	$ 60,492,101	$ 59,439,781	$ 51,599,866	$ 50,738,087
	- Commercial and industrial	**17,637,524**	15,295,925	15,102,472	13,501,469	13,310,247
	- Farm and golf	**369,954**	330,042	313,569	245,037	244,951
		$ 84,205,042	$ 76,118,068	$ 74,855,821	$ 65,346,372	$ 64,293,285
	Assessment per capita (in dollars)	**$ 115,302**	$ 105,955	$ 105,542	$ 93,526	$ 93,236
	Commercial and industrial as a percentage of assessment	**20.95%**	20.09%	20.18%	20.66%	20.70%
5.	Tax arrears	**$ 49,987**	$ 58,121	$ 54,825	$ 49,592	$ 37,960
6.	Tax arrears - per capita (in dollars)	**$ 68.45**	$ 80.90	$ 77.30	$ 70.98	$ 55.05
7.	Municipal mill rate	**12.766**	13.682	13.372	14.600	14.056
	- Adjustment for tax increase	**2.3%**	2.3%	3.0%	3.9%	3.5%
	- Adjustment for general assessment	**-8.8%**	0.0%	-11.0%	0.0%	-11.2%
8.	Winnipeg consumer price index (per Statistics Canada) (annual average)					
	- 2002 base year 100	**128.1**	126.6	124.9	122.6	119.9
	- Percentage increase	**1.2%**	1.3%	1.9%	2.2%	1.5%
9.	Consolidated revenues					
	- Taxation	**$ 691,016**	$ 660,323	$ 640,801	$ 611,813	$ 587,578
	- User charges	**569,641**	545,637	526,330	507,869	483,339
	- Government transfers	**333,793**	372,987	378,847	292,258	280,237
	- Interest and other revenue	**140,396**	176,338	170,558	207,318	145,987
		$ 1,734,846	$ 1,755,285	$ 1,716,536	$ 1,619,258	$ 1,497,141
10.	Consolidated expenses by function					
	- Municipal operations	**$ 1,118,943**	$ 1,053,957	$ 1,067,090	$ 994,365	$ 910,177
	- Public utilities	**383,922**	370,219	378,584	347,652	338,028
	- Civic corporations	**69,847**	61,810	58,185	54,783	51,518
		$ 1,572,712	$ 1,485,986	$ 1,503,859	$ 1,396,800	$ 1,299,723
11.	Growth in accumulated surplus	**$ 162,134**	$ 269,299	$ 212,677	$ 222,458	$ 197,418

Note: Current provincial legislation requires that a general assessment be performed every two years. A general assessment occurred in 2012, 2014 and 2016. In the year of a general assessment, the mill rate is adjusted to offset the effect of market value changes of the entire assessment base.

FIVE-YEAR REVIEW - continued

December 31
("$" amounts in thousands of dollars, except as noted)
(Unaudited)

	2016	2015	2014	2013	2012
12. Consolidated expenses by object					
Salaries and benefits	**$ 836,857**	$ 805,889	$ 779,586	$ 730,133	$ 695,849
Goods and services	**414,575**	387,853	428,012	376,614	344,217
Amortization	**235,235**	221,358	208,074	198,106	188,432
Interest	**51,799**	56,130	53,715	54,732	53,587
Other expenses	**34,246**	14,756	34,472	37,215	17,638
	$ 1,572,712	$ 1,485,986	$ 1,503,859	$ 1,396,800	$ 1,299,723
13. Payments to school authorities	**$ 645,823**	$ 606,821	$ 579,245	$ 550,039	$ 521,322
14. Debt					
Tax-supported	**$ 725,602**	$ 688,484	$ 687,586	$ 557,781	$ 560,073
Transit	**93,594**	93,669	97,125	103,936	109,709
City-owned utilities	**216,250**	185,789	198,737	248,719	296,868
Other	**78,144**	81,135	84,816	74,848	80,012
Total gross debt	**1,113,590**	1,049,077	1,068,264	985,284	1,046,662
Less: Sinking Funds	**65,677**	53,116	125,630	195,237	264,037
Total net long-term debt	**$ 1,047,913**	$ 995,961	$ 942,634	$ 790,047	$ 782,625
Percentage of total assessment	**1.24%**	1.31%	1.26%	1.21%	1.22%
15. Acquisition of tangible capital assets	**$ 475,619**	$ 558,409	$ 525,559	$ 543,938	$ 653,993
16. Net financial (liabilities) assets	**$ (660,468)**	$ (584,798)	$ (517,041)	$ (411,063)	$ (325,605)
17. Accumulated surplus					
Invested in tangible capital assets	**$ 5,396,951**	$ 5,217,274	$ 4,890,347	$ 4,637,548	$ 4,397,884
Reserves					
Capital	**145,970**	135,829	127,051	114,548	114,907
Special Purpose	**81,244**	91,471	82,810	77,863	90,219
Stabilization	**67,410**	75,632	81,784	85,753	80,404
	294,624	302,932	291,645	278,164	285,530
Surpluses					
Manitoba Hydro long-term receivable	**220,238**	220,238	220,238	220,238	220,238
Other surpluses	**153,880**	140,001	185,214	221,901	199,539
Unfunded expenses	**(281,106)**	(257,992)	(227,104)	(210,188)	(190,683)
	93,012	102,247	178,348	231,951	229,094
	$ 5,784,587	$ 5,622,453	$ 5,360,340	$ 5,147,663	$ 4,912,508
18. Government-specific indicators					
Assets-to-liabilities	**4.34**	4.47	4.49	4.79	4.85
Financial assets-to-liabilities	**0.62**	0.64	0.66	0.70	0.75
Public debt charges-to-revenues	**0.03**	0.03	0.03	0.04	0.04
Own-source revenues-to-taxable assessment	**0.02**	0.02	0.02	0.02	0.02
Government transfers-to-revenues	**0.19**	0.21	0.22	0.18	0.19

2016 Funds
Detailed Financial Statements



Photo: Aaron Cohen, courtesy Tourism Winnipeg

THE CITY OF WINNIPEG
GENERAL REVENUE FUND

The City of Winnipeg ("the City") is a single-tier municipality created on January 1, 1972, pursuant to The City of Winnipeg Act, a statute of the Legislature of the Province of Manitoba ("the Province"). The City continued as a body corporate by virtue of the enactment by the Province of The City of Winnipeg Charter on January 1, 2003. The City provides municipal services such as street system maintenance, police, fire, parks and recreation. The City is required by The Public Schools Act to bill, collect and remit provincial support and school division special levies on behalf of the Province and school divisions. The City also bills, collects, and remits taxes on behalf of local business improvement zones. Activities related to these billing functions are not included in the Statement of Operations.

For the year-ended December 31, 2016, the General Revenue Fund reported a deficit of $5.1 million (2015 - $16.3 million surplus) before transfers. Factors that contributed to the General Revenue Fund's position were as follows:

- The Public Works department experienced a $7.7 million unfavourable variance mostly due to snow clearing program expenditures, offset by savings from position vacancies.
- The Police Service's department experienced a $5.2 million unfavourable variance mainly due to pension costs being greater than budgeted as result of revised actuarial estimates, a decrease in net photo radar revenue, and an increase in salaries and benefits. This was offset by a decrease in transfers.
- Corporate had a unfavourable variance of $1.9 million mostly related to a shortfall in budgeted savings.
- The Fire Paramedic department's unfavourable net mill rate variance of $1.2 million is mostly due to increased salaries and benefits and bad debt expense as well as decreased care delay service revenues. These are offset by transfers from the Winnipeg Regional Health Authority and increased emergency ambulance revenues.
- The Planning, Property and Development department's unfavourable net mill rate of $1.1 million is mostly due to a decreased transfer from Municipal Accommodations as a result of decreased lease revenue of civic space to third parties.
- The Assessment and Taxation department had a favourable net mill rate variance of $4.0 million mainly due to decreased provision for uncollectible payments in lieu of taxes and increased interest in tax penalty revenue, offset slightly by an increase in loan payments.
- The Water and Waste department's net mill rate was favourable by $2.2 million mostly related to decreased tax-supported solid waste expenses.
- The Community Services department's net mill rate was favourable by $1.9 million mostly related to savings in salaries and benefits.
- The Corporate Finance department also experienced a $1.2 million favourable variance mainly due to savings in salaries and benefits.
- Other departmental revenues and expenses provided $2.7 million of surplus to the total position.

THE CITY OF WINNIPEG
GENERAL REVENUE FUND

FIVE-YEAR REVIEW

December 31
("$" amounts in thousands of dollars, except as noted)
(unaudited)

	2016	2015	2014	2013	2012
Planning, Property and Development					
Construction					
-Permits issued	**10,213**	8,821	8,595	8,461	10,124
-Value	**$ 1,804,579**	$ 1,435,969	$ 1,537,716	$ 1,781,937	$ 1,541,071
Housing starts	**4,002**	3,656	4,548	3,866	3,574
Community Services					
Libraries Provincial Transfer	**$ 2,010**	$ 2,010	$ 2,010	$ 2,010	$ 2,010
Library circulation	**5,121,266**	5,242,048	5,211,846	5,319,275	5,585,216
Taxes Receivable					
Property, payments-in-lieu and business taxes	**$ 49,987**	$ 57,072	$ 51,777	$ 46,985	$ 37,960
Allowance for tax arrears	**(330)**	(4,255)	(6,183)	(3,694)	(3,351)
	$ 49,657	$ 52,817	$ 45,594	$ 43,291	$ 34,609
Tax Revenues					
Municipal realty taxes	**$ 512,746**	$ 497,401	$ 480,053	$ 453,682	$ 432,584
Payments-in-lieu of taxes	**$ 35,424**	$ 34,066	$ 32,885	$ 31,144	$ 29,076
Business and licenses-in-lieu of business taxes	**$ 57,254**	$ 56,328	$ 57,729	$ 56,412	$ 55,629
Statement of Operations					
Revenues	**$ 1,066,676**	$ 1,000,598	$ 979,856	$ 930,557	$ 898,614
Expenses	**1,066,676**	984,257	979,132	930,557	882,756
	-	16,341	724	-	15,858
Contribution to:					
General Purpose Reserve	-	(16,341)	(724)	-	(15,858)
Surplus	**$ -**	$ -	$ -	$ -	$ -

THE CITY OF WINNIPEG
GENERAL REVENUE FUND

STATEMENT OF FINANCIAL POSITION

As at December 31
(in thousands of dollars)
(unaudited)

	2016	2015
ASSETS		
Current		
Cash and cash equivalents (Note 3)	**$ 494,137**	$ 433,307
Accounts receivable (Note 4)	**120,299**	128,609
Materials and supplies	**8,996**	8,718
Prepaid expenses	**2,230**	2,206
	625,662	572,840
Investments (Note 5)	**36,865**	32,050
Contributed surplus and other assets (Note 6)	**36,159**	36,879
	$ 698,686	$ 641,769
LIABILITIES		
Current		
Notes payable (Note 7)	**$ 128,745**	$ 101,770
Due to other funds (Note 8)	**357,649**	334,354
Accounts payable and accrued liabilities (Note 9)	**144,978**	142,263
Deferred revenue (Note 10)	**41,083**	37,164
Performance and other deposits	**26,231**	26,218
	$ 698,686	$ 641,769

Commitments and contingent liabilities (Note 11)

See accompanying notes and schedules to the financial statements

THE CITY OF WINNIPEG
GENERAL REVENUE FUND

STATEMENT OF OPERATIONS

For the years ended December 31
(in thousands of dollars)
(unaudited)

	2016 Budget	2016 Actual	2015 Actual
REVENUES (Schedule 1)			
Taxation (Note 12)	**$ 659,051**	**$ 656,958**	$ 627,658
Government transfers	**123,619**	**122,805**	118,643
Regulation fees	**62,464**	**70,854**	58,058
Sale of goods and services (Note 13)	**63,193**	**63,003**	61,933
Contributions and transfers	**55,203**	**60,196**	44,806
Investment and other interest	**38,461**	**39,323**	38,646
Payments-in-lieu of taxes (Note 12)	**35,255**	**35,424**	34,066
Sale of Winnipeg Hydro and Other	**17,884**	**18,113**	16,788
Total Revenues	**1,055,130**	**1,066,676**	1,000,598
EXPENSES (Schedules 2 and 3)			
Protection and community services	**583,383**	**586,848**	558,830
Public works	**258,883**	**271,735**	247,798
Finance and administration	**94,980**	**87,270**	80,616
Contribution to Transit System	**69,919**	**69,919**	47,209
Property and development	**45,528**	**46,352**	51,381
Employee benefits and payroll tax	**14,417**	**13,686**	14,015
Debt and finance charges	**543**	**518**	820
Other	**(12,523)**	**(9,652)**	(16,412)
Total Expenses	**1,055,130**	**1,066,676**	984,257
Surplus for the year before contributions	-	-	16,341
Contribution:			
General Purpose Reserve	-	-	(16,341)
Surplus for the year	**$ -**	**$ -**	$ -

See accompanying notes and schedules to the financial statements

THE CITY OF WINNIPEG
GENERAL REVENUE FUND

NOTES TO THE FINANCIAL STATEMENTS

December 31, 2016
(all tabular amounts are in thousands of dollars, unless otherwise noted)
(unaudited)

1. Significant Accounting Policies

The preparation of periodic financial statements necessarily involves the use of estimates and approximations because the precise determination of financial data frequently depends upon future events. These financial statements have been prepared by management within reasonable limits of materiality and within the framework of significant accounting policies summarized below.

a) Basis of presentation

The General Revenue Fund follows the fund basis of reporting. This Fund was created for the purpose of carrying on specific activities or attaining certain objectives in accordance with special regulations, restrictions or limitations.

b) Basis of accounting

The financial statements are generally prepared using the accrual basis of accounting. The accrual basis of accounting records revenues as they are earned and measurable. Expenses are recognized as they are incurred and measurable based upon receipt of goods or services and/or the creation of a legal obligation to pay.

The accrual basis of accounting is modified for expenses relating to accrued vacation costs, compensated absences, legal claims, retirement allowance, workers compensation claims, insurance claims, councillors' pension plan costs, and environmental costs which are recorded when payment is incurred.

c) Cash equivalents

Cash equivalents consist of crown corporation bonds; City of Winnipeg municipal bonds; other municipal bonds; schedule 1 bank bonds, and bankers' acceptances; schedule 2 bankers' acceptances; and asset backed commercial paper. Cash equivalents are recorded at cost, which approximates their quoted market value, and are redeemable on demand.

d) Materials and supplies

Materials and supplies are recorded at the lower of cost or net realizable value.

e) Investments

Bonds are carried at amortized cost. Discounts and premiums arising on the purchase of these investments are amortized over the remaining terms to maturity with annual amortization computed at amounts which, when combined with actual income received, result in a constant effective yield on the amortized book value.

1. Significant Accounting Policies (continued)

f) Deferred revenue

Government transfers, contributions and other amounts are received from third parties pursuant to legislation, regulation or agreement and may only be used in the conduct of certain programs, in the completion of specific work or for the acquisition and construction of tangible capital assets. In addition, certain user charges and fees are collected for which the related services have yet to be performed. Revenue is recognized in the period when the related expenses are incurred, services performed or the tangible capital assets are acquired.

g) Debt and finance charges

Tax-supported tangible capital assets, including those financed by debt, are recorded along with the outstanding debt obligation in the General Capital Fund. Interest and payments on debt are funded by the General Revenue Fund with the interest expense recorded in the General Capital Fund.

h) Administration and interest on capital work

In certain circumstances, capital project work capitalized in the General Capital Fund includes an administration fee of 1.25% of specific costs of the project to a maximum of $100 thousand on any individual project. In addition, financing charges of 2% are also capitalized as part of the project funded by the City. The administration fee and financing charge revenues are recorded in the General Revenue Fund.

i) Debenture premiums and issue expenses

Debenture premiums are amortized over the term of the debenture and issue expenses are charged to operations in the General Revenue Fund in the year of the related debenture issue.

j) Deferred gain on sale of assets to Special Operating Agencies

Golf Services - Special Operating Agency and Winnipeg Parking Authority - Special Operating Agency commenced operations on January 1, 2002 and January 1, 2005, respectively. The City sold assets, including land, to these Agencies. The gain on the sale of these assets is being realized over the same time period as the assets are being amortized by the Agencies.

k) Tax Revenue

Tax revenues result from non-exchange transactions that are compulsorily paid to governments in accordance with the laws and regulations established to provide revenue to the government for public services. The revenue is recognized when the tax has been authorized and the taxable event has occurred.

The City is required by The Public Schools Act to bill, collect and remit provincial education support levies in respect of residential and other properties on behalf of the Province, and school division special levies on behalf of school divisions. The City has no jurisdiction or control over the school divisions' operations or their mill rate increases. Therefore, no tax revenue is recognized in these consolidated financial statements for amounts collected on behalf of school divisions, nor are the revenues, expenses, assets and liabilities with respect to the operations of the school boards.

Property taxation revenue is based on market assessments that are subject to appeal therefore, a provision has been estimated for assessment appeals outstanding as at December 31. As well, estimates have been made of property tax amounts owing for prior years that have not yet been assessed at the end of the current fiscal year. By their nature, these estimates are subject to measurement uncertainty and the impact on future financial statements could be material.

1. Significant Accounting Policies (continued)

l) Government transfers

Government transfers are transfers of monetary assets or tangible capital assets to or from the City that are not the result of an exchange transaction, a direct financial return, or expected to be repaid in the future.

Government transfers are recognized in the financial statements as revenue in the period in which events giving rise to the transfer occur, providing the transfers are authorized, any eligibility criteria have been met including performance requirements, and reasonable estimates of the amounts can be determined.

Stipulations attached to transfers to the City may give rise to an obligation on the City's behalf in which case a liability will be recognized in the financial statements.

2. Status of the General Revenue Fund

The City is a municipality which was created on January 1, 1972, pursuant to The City of Winnipeg Act, a statute of the Legislature of the Province of Manitoba (the "Province"). The City continued as a body corporate by virtue of the enactment by the Province of The City of Winnipeg Charter on January 1, 2003. The City provides municipal services such as street system maintenance, police, fire, urban planning, parks and recreation.

The City is required by The Public Schools Act to bill, collect and remit provincial education support and school division special levies on behalf of the Province of Manitoba and the school divisions. The City also bills, collects and remits taxes on behalf of business improvement zones. The City has no jurisdiction or control over the school divisions' or business improvement zones' operations or their mill rate increases and therefore, the financial statements of these entities do not form part of the General Revenue Fund's financial statements.

3. Cash and Cash Equivalents

	2016	2015
Bank balance, net of other cash items	**$ 8,849**	$ 18,196
Cash equivalents	**485,288**	415,111
	$ 494,137	$ 433,307

Cash equivalents have an effective average interest rate of 0.91% (2015 - 0.93%).

4. Accounts Receivable

	2016	2015
Property, payments-in-lieu and business taxes	**$ 49,987**	$ 57,072
Allowance for tax arrears	**(330)**	(4,255)
	49,657	52,817
Trade accounts and other receivables	**40,704**	40,006
Province of Manitoba	**34,496**	36,940
Government of Canada	**4,706**	4,900
Accrued interest receivable	**734**	1,355
Allowance for doubtful accounts	**(9,998)**	(7,409)
	70,642	75,792
	$ 120,299	$ 128,609

5. *Investments*

	2016	2015
Marketable securities		
Government of Canada bonds and Federal Guarantee	**$ 15,185**	$ -
Provincial bonds	**5,000**	5,000
Municipal bonds	**16,680**	27,050
	$ 36,865	$ 32,050

The aggregate market value of marketable securities at December 31, 2016 is $37.0 million (2015 - $32.4 million).

6. *Contributed Surplus and Other Assets*

	2016	2015
Contributed surpluses:		
Golf Services - Special Operating Agency	**$ 20,090**	$ 20,090
Land Operating Reserve	**8,425**	8,425
Winnipeg Parking Authority - Special Operating Agency	**172**	172
Loans receivable:		
Winnipeg Parking Authority - Special Operating Agency, start-up loan with no specific terms of repayment	**3,918**	3,918
Golf Services - Special Operating Agency, start-up loan, non-interest bearing	**2,866**	2,900
Deferred election costs	**688**	1,374
	$ 36,159	$ 36,879

7. *Notes Payable*

The City finances short-term borrowing requirements from related entities at market rates of interest, which have an effective average interest rate of 0.5% (2015 - 0.6%). These notes are callable by the issuers.

	2016	2015
Winnipeg Civic Employees' Benefits Program (Pension Fund)	**$ 69,750**	$ 57,527
Winnipeg Police Pension Plan	**44,364**	42,810
Workers Compensation Reserve	**5,081**	736
Sinking Fund	**4,269**	49
Insurance Reserve	**3,646**	428
Brady Landfill Site Rehabilitation Reserve	**693**	71
Perpetual Maintenance Reserve Funds:		
- Brookside Cemetery	**749**	13
- Transcona Cemetery	**96**	76
- St. Vital Cemetery	**97**	60
	$ 128,745	$ 101,770

8. Due to Other Funds

The City operates a centralized treasury function with a single operating bank account in the General Revenue Fund. Consequently, other funds do not have a bank account. Bank transactions are credited or charged to the "Due (from)/to" account in each fund when they are processed through the bank. Where appropriate, interest is credited or charged to other funds based on the City's average short-term earnings (cost of funds) on the single bank account, which is a function of the Bank of Canada rate.

	2016	2015
Capital Reserves	**$ 158,808**	$ 147,167
Sewage Disposal System	**80,333**	71,752
Financial Stabilization Reserve	**67,410**	75,632
Special Purpose Reserves	**43,727**	60,361
General Capital	**21,912**	(35,982)
Solid Waste Disposal	**14,974**	9,316
Municipal Accommodations	**7,527**	7,328
Winnipeg Parking Authority - Special Operating Agency	**4,372**	1,537
Animal Services - Special Operating Agency	**1,852**	892
Trusts	**214**	248
Equipment and Material Services	**134**	133
General Revenue Enterprises	**-**	10,634
Winnipeg Enterprises Corporation	**(985)**	(980)
Golf Services - Special Operating Agency	**(6,687)**	(7,055)
Transit System	**(7,016)**	9,280
Fleet Management - Special Operating Agency	**(9,922)**	(7,977)
Waterworks System	**(19,004)**	(7,932)
	$ 357,649	$ 334,354

9. Accounts Payable and Accrued Liabilities

	2016	2015
Trade accounts payable	**$ 62,065**	$ 67,463
Provincial education support and school division special levies payable	**31,177**	32,939
Wages and employee benefits payable	**28,396**	20,523
Other accrued liabilities	**11,189**	11,243
Provision for assessment appeals	**10,420**	9,152
Accrued interest on long-term debt	**1,731**	943
	$ 144,978	$ 142,263

10. Deferred Revenue

	2016	2015
Deferred gain on sale of assets to:		
Golf Services - Special Operating Agency	**$ 21,279**	$ 21,368
Winnipeg Parking Authority - Special Operating Agency	**5,278**	6,356
Permit, membership & survey fees	**12,160**	6,998
Rentals	**1,301**	1,317
Registration fees	**1,065**	1,125
	$ 41,083	$ 37,164

11. Commitments and Contingent Liabilities

The following significant commitments and contingencies existed at December 31, 2016:

a) Loan guarantees

The City has unconditionally guaranteed the payment of principal and interest on outstanding capital improvement loans for the following organizations:

	2016	2015
The Convention Centre Corporation	**$ 22,000**	$ 16,150
CentreVenture Development Corporation	**18,005**	12,576
Fort Rouge Yards	**10,000**	-
Winnipeg Soccer Federation	**7,921**	10,317
Garden City Community Centre Inc.	**6,729**	7,225
Assiniboine Park Conservancy	**6,150**	9,610
Dakota Community Centre Inc.	**5,940**	1,117
Transcona East End Community Club Inc.	**3,921**	5,750
Southdale Recreation Association Inc.	**2,549**	2,671
Gateway Recreation Centre Inc.	**-**	37
St. Norbert Community Centre	**-**	21
Glenwood Community Centre Inc.	**-**	14
Granite Curling Club	**-**	10
	$ 83,215	$ 65,498

When an organization has failed to meet debt covenants on existing debt obligations and factors known at the time of reporting are likely to affect the ability of the borrower to repay the loan in the future, then a provision for losses on loan guarantees will be accrued in the financial statements. As at December 31, 2016, an accrual has not been made to the financial statements.

b) Lawsuits

As part of the normal course of operations, lawsuits are pending against the City. The final outcome with respect to actions that will arise from these lawsuits as at December 31, 2016 cannot be predicted with certainty. The expense is recorded when settlement occurs.

Normal contingent liabilities exist consisting of routine claims for street and sidewalk accidents, property damage, etc.. Any loss will be accounted for in the period in which settlement occurs.

12. Taxation

The property tax roll recorded in the General Revenue Fund for the year totalled $1.1 billion (2015 - $1.0 billion). This included school taxes of $614.8 million (2015 - $575.6 million) assessed and levied on behalf of the Province of Manitoba and school divisions. Total payments-in-lieu of taxes for the year were $66.4 million (2015 - $65.3 million). Included were payments-in-lieu of school taxes assessed in 2016 of $31.0 million (2015 - $31.2 million). School taxes and payments-in-lieu of school taxes are remitted to the Province and school divisions based upon a formula and schedule set by the Province of Manitoba and are not reflected as revenues or expenses in these financial statements. When an assessment is reduced the City is compelled by legislation to refund municipal taxes, school taxes and payments-in-lieu of school taxes with applicable interest.

Included in payments-in-lieu of taxes and business taxes are amounts levied against other funds for realty and business taxes. Taxes are assessed on these properties as if they were privately owned.

12. Taxation (continued)

The amounts levied are as follows:

	2016	2015
Sewage Disposal System	**$ 10,735**	$ 10,248
Waterworks System	**2,705**	2,667
Transit System	**792**	766
Winnipeg Parking Authority - Special Operating Agency	**195**	177
Solid Waste Disposal	**29**	26
	$ 14,456	$ 13,884

13. General Government Charges from Related Parties

Included in the sale of goods and services is general government charges levied against other funds for administrative services as follows:

	2016	2015
Waterworks System	**$ 1,064**	$ 1,060
Sewage Disposal System	**917**	913
Transit System	**793**	789
Municipal Accommodations	**614**	611
Solid Waste Disposal	**137**	136
Winnipeg Parking Authority - Special Operating Agency	**80**	80
Animal Services - Special Operating Agency	**78**	77
Fleet Management - Special Operating Agency	**63**	63
	$ 3,746	$ 3,729

14. Contributions and Appropriations to Related Parties

In addition to those disclosed elsewhere in the financial statements, included in the fund's expenses are the following:

Included in Community Services department's expenses are transfers to various funds as follows: Animal Services - Special Operating Agency net transfer $1.4 million (2015 - $1.4 million); and Wading and Outdoor Pool Extended Season Reserve $487 thousand (2015 - $405 thousand).

Included in Public Works department's expenses is a transfer to the Insect Control Urgent Expenditures Reserve $1.9 million (2015 - $1.7 million).

Included in Planning, Property and Development department's expenses is a net transfer to the Perpetual Maintenance Reserves in the amount of $144 thousand (2015 - $185 thousand), a transfer to the Permit Reserve of $489 thousand (2015 - $1.2 million) and the Housing Rehabilitation Investment Reserve of $1.0 million (2015 - $1.0 million).

Included in Corporate Finance department's expenses are recoveries from various funds for investment management fees. This includes $329 thousand (2015 - $295 thousand) from the Special Purpose Reserves, $549 thousand (2015 - $538 thousand) from the Capital Reserves, and $189 thousand (2015 - $145 thousand) from the Sinking Fund. There was $nil (2015 - $312 thousand) recovered from the Financial Stabilization Reserve.

Included in government affairs, pension contribution and other expenses during 2016 is a $94 thousand (2015 - $94 thousand) transfer from the Municipal Accommodations Fund.

14. Contributions and Appropriations to Related Parties (continued)

Included in various expense categories are the following: during 2016 a transfer of $66.2 million to the Municipal Accommodations Fund (2015 - $73.2 million); a transfer to the Computer Replacement Reserve of $1.7 million (2015 - $131 thousand); a transfer to the General Capital Fund of $65.0 million (2015 - $66.4 million) to fund capital projects; a contribution to the Commitment Reserve of $1.4 million (2015 - $3.3 million); a transfer to the Insurance Reserve of $226 thousand (2015 - $1.4 million); a transfer to the General Capital Fund of $1.2 million (2015 transfer from of $4.2 million) for capital expenditures; a transfer to the Waterworks System Fund of $74 thousand (2015 - $70 thousand); a transfer to Local Streets Renewal Reserve of $19 million (2015 - $14.1 million) and a transfer to Regional Streets Renewal Reserve of $14.5 million (2015 - $9.6 million).

15. Pension Costs and Obligations

a) Winnipeg Civic Employees' Benefits Pension and Winnipeg Police Pension Plans

The Fund's employees are eligible for benefits under the Winnipeg Civic Employees' Benefits Pension and the Winnipeg Police Pension Plans. The City allocates its benefit costs to various departments. During the year $60.0 million (2015 - $54.1 million) of benefit costs were allocated to the General Revenue Fund.

b) Councillors' Pension Plan Established Under By-Law No. 3553/83

On November 2, 1992, the pension plan provided to members of City Council was terminated, thereby not allowing new members to be accepted to the plan and current members being entitled to receive retirement benefits once they become eligible. These benefits are recorded when paid. The unrecorded benefits liability at December 31, 2016 has been estimated to be $3.9 million (2015 - $3.9 million). In 2016, the City paid out $0.3 million (2015 - $0.3 million).

c) Council Pension Benefits Program Established Under By-Law No. 7869/2001

The City of Winnipeg Council Pension Benefits Program (formerly the Councillors' Pension Plan) was established July 18, 2001 by The City of Winnipeg Council Pension Plan By-Law No. 7869/2001, which deemed the Program to have come into existence on January 1, 2001. The Program is a defined benefit pension plan, which provides pension benefits for City of Winnipeg Council members. All members of City Council were required to become members of the Program on January 1, 2001.

In 2016, the City paid out $0.4 million (2015 - $0.7 million).

16. Other Employee Benefits

a) Under the retirement allowance plan, qualifying employees become entitled to a cash payment upon retirement, death or termination of service under certain conditions (excluding resignation). An actuarial valuation has estimated the unrecorded liability at December 31, 2016 at $79.4 million (2015 - $81.3 million).

b) Compensated absences represents benefits expected to be paid during future employee absences in respect of sick leave days earned in previous years. The amount of this unrecorded liability at December 31, 2016 is estimated at $28.5 million (2015 - $27.9 million).

c) Employees accrue vacation credits, which together with unused holidays from previous years, are not recorded as a liability on the Statement of Financial Position. The vacation credits generally become a charge to operations in the year after they are earned. The amount of this unrecorded liability at December 31, 2016 is estimated at $42.0 million (2015 - $39.0 million).

16. Other Employee Benefits (continued)

d) The City operates its workers compensation program on a self-insured basis. In lieu of paying premiums to the Workers Compensation Board of Manitoba, the City pays actual costs incurred plus an administration charge. The City has a responsibility regarding future costs (such as compensation, rehabilitation, medical aid, pension awards and administration) on existing claims and incurred but not reported claims. The amount of this unrecorded liability at December 31, 2016 is estimated at $29.6 million (2015 - $28.4 million).

e) Employees of the City who are members of the Winnipeg Civic Employees' Benefits Pension and the Winnipeg Police Pension Plans must become members of the Civic Employees' Group Life Insurance Plan and the Police Employees' Group Life Insurance Plan respectively. These plans provide life insurance for members while employed and can be continued into retirement at the employees' option. Plan members and the City share the cost of basic life insurance. An actuarial valuation indicated that this post-retirement liability is fully funded.

17. Related Party Transactions

Included in these financial statements are revenue and expense amounts resulting from routine operating transactions conducted at prevailing market prices with various City of Winnipeg controlled departments, agencies and corporations to which the City is related. Account balances resulting from these transactions are included in the General Revenue Fund's Statement of Financial Position and are settled on normal trade terms. Other amounts due to and from related parties and the terms of settlement are described separately in the financial statements and the notes thereto.

THE CITY OF WINNIPEG
GENERAL REVENUE FUND

Schedule 1

REVENUES

For the years ended December 31
(in thousands of dollars)
(unaudited)

	2016 Budget	2016 Actual	2015 Actual
Taxation			
Municipal realty tax	**$ 516,110**	**$ 512,746**	$ 497,401
Frontage levy	**62,374**	**62,237**	49,365
Business and licenses-in-lieu of business taxes	**55,248**	**57,254**	56,328
Electricity and natural gas sales taxes	**20,953**	**20,145**	20,117
Entertainment tax	**2,200**	**2,296**	2,097
Local improvement tax	**1,094**	**1,150**	1,249
Billboard tax	**608**	**690**	608
Licenses-in-lieu of realty tax	**364**	**366**	366
Local improvement tax commuted	**100**	**74**	127
	659,051	**656,958**	627,658
Government transfers			
Provincial			
Building Manitoba Fund	**52,068**	**52,068**	52,068
Unconditional	**26,494**	**26,494**	26,494
Ambulance	**18,267**	**16,685**	13,680
Casino	**11,744**	**11,744**	11,744
Emergency medical services	**10,786**	**10,786**	10,786
Support	**10,200**	**10,418**	10,193
Other	**4,718**	**4,417**	4,395
Assessment	**3,000**	**3,000**	3,000
Larviciding	**2,300**	**2,300**	2,300
Policing	**2,300**	**2,300**	2,300
Policing - helicopter	**1,976**	**2,294**	1,440
Libraries	**2,010**	**2,010**	2,010
Dutch elm disease control	**1,000**	**1,000**	1,000
Main Street project	**-**	**939**	883
Services transferred to the Province	**(23,650)**	**(23,650)**	(23,650)
	123,213	**122,805**	118,643
Federal government	**406**	**-**	-
	123,619	**122,805**	118,643

THE CITY OF WINNIPEG
GENERAL REVENUE FUND

Schedule 1

REVENUES

For the years ended December 31
(in thousands of dollars)
(unaudited)

	2016 Budget	2016 Actual	2015 Actual
Regulation fees			
Permits and fees	**24,945**	**32,593**	23,128
Fines	**23,368**	**21,792**	22,394
Tax penalties	**12,100**	**14,244**	10,231
Licenses	**2,051**	**2,225**	2,305
	62,464	**70,854**	58,058
Sale of goods and services	**63,193**	**63,003**	61,933
Contributions and transfers			
General Purpose Reserve	**16,300**	**16,300**	924
Municipal Accommodations (Note 14)	**16,009**	**14,723**	7,327
Sewage Disposal System	**10,221**	**9,884**	11,507
Financial Stabilization Reserve	**5,000**	**8,350**	9,200
General Revenue Enterprise	**2,434**	**3,525**	-
Insect Control Urgent Expenditure Reserve	**700**	**2,305**	1,068
Economic Development Investment Reserve	**1,400**	**1,400**	-
Workers Compensation Reserve	**1,000**	**1,000**	1,300
Housing Rehabilitation Reserve	**250**	**819**	1,221
Transit System	**782**	**783**	783
Waterworks System	**677**	**677**	676
Land Operating Reserve	**235**	**235**	7,435
Insurance Reserve	**-**	**-**	2,500
Permit Reserve	**-**	**-**	670
Winnipeg Parking Authority - Special Operating Agency	**135**	**135**	135
Destination Marketing Reserve	**60**	**60**	60
	55,203	**60,196**	44,806
Investment and other interest			
Transfer from Sewage Disposal System	**18,763**	**18,763**	18,352
Transfer from Waterworks System	**13,205**	**13,205**	12,379
Interest earned	**3,001**	**3,580**	2,878
Interest capitalized	**2,000**	**2,283**	1,709
Transfer from Fleet	**1,492**	**1,492**	92
Transfer from Parking	**-**	**-**	3,000
Debt charges recovered	**-**	**-**	236
	38,461	**39,323**	38,646

THE CITY OF WINNIPEG
GENERAL REVENUE FUND

Schedule 1

REVENUES

For the years ended December 31
(in thousands of dollars)
(unaudited)

	2016 Budget	2016 Actual	2015 Actual
Payments-in-lieu of taxes	**35,255**	**35,424**	34,066
Sale of Winnipeg Hydro and other			
Manitoba Hydro	**16,000**	**16,000**	16,000
Accounts payable write-offs, commissions, etc.	**1,884**	**2,113**	788
	17,884	**18,113**	16,788
Total Revenues	**$ 1,055,130**	**$ 1,066,676**	$ 1,000,598

THE CITY OF WINNIPEG
GENERAL REVENUE FUND

Schedule 2

EXPENSES

For the years ended December 31
(in thousands of dollars)
(unaudited)

	2016 Budget	2016 Actual	2015 Actual
Protection and community services			
Police services	**$ 280,670**	**$ 284,494**	$ 261,086
Fire paramedic service	**190,274**	**191,075**	180,218
Community services	**111,409**	**110,249**	116,495
Museums	**1,030**	**1,030**	1,031
	583,383	**586,848**	558,830
Public works			
Public works	**215,521**	**231,404**	206,582
Water and waste	**30,399**	**27,952**	28,949
Street lighting	**12,963**	**12,379**	12,267
	258,883	**271,735**	247,798
Finance and administration			
Corporate support services	**37,254**	**36,521**	32,118
Assessment and taxation	**19,986**	**15,000**	15,490
City clerks	**14,550**	**14,546**	12,717
Corporate finance	**9,016**	**8,392**	8,330
Council	**3,476**	**3,383**	3,352
Legal services	**3,183**	**3,089**	2,955
Chief administrative offices	**3,471**	**2,986**	2,874
Mayor's office	**1,869**	**1,666**	1,502
Audit	**1,368**	**903**	795
Policy development and strategic initiatives	**807**	**784**	483
	94,980	**87,270**	80,616
Contribution to Transit System	**69,919**	**69,919**	47,209
Property and development			
Planning, property and development	**45,528**	**46,352**	51,381
Employee benefits and payroll tax			
Provincial payroll tax	**10,576**	**10,796**	10,420
Employee benefits	**3,841**	**2,890**	3,595
	14,417	**13,686**	14,015

THE CITY OF WINNIPEG
GENERAL REVENUE FUND

Schedule 2

EXPENSES

For the years ended December 31
(in thousands of dollars)
(unaudited)

	2016 Budget	2016 Actual	2015 Actual
Debt and finance charges			
Transfer to General Capital Fund	**23,853**	**22,338**	16,200
Other interest and finance charges	**-**	**767**	2,627
Transfer to departments	**(23,310)**	**(22,587)**	(18,007)
	543	**518**	820
Other			
Insurance and damage claims	**4,131**	**4,131**	3,411
Government affairs, pension contribution and other	**(16,654)**	**(13,783)**	(19,823)
	(12,523)	**(9,652)**	(16,412)
Contribution to			
General Purpose Reserve	**-**	**-**	16,341
Total Expenses	**$ 1,055,130**	**$ 1,066,676**	$ 1,000,598

THE CITY OF WINNIPEG
GENERAL REVENUE FUND

Schedule 3

EXPENSES BY OBJECT

For the years ended December 31
(in thousands of dollars)
(unaudited)

	2016 Budget	2016 Actual	2015 Actual
Salaries and employee benefits	**$ 586,229**	**$ 590,437**	$ 561,527
Transfers to other Funds	**240,532**	**245,384**	234,301
Services	**133,969**	**149,037**	134,923
Materials, parts and supplies	**40,330**	**36,810**	36,545
Grants and payments to other authorities - departmental and corporate	**33,313**	**31,433**	30,260
Debt and finance charges - departmental and corporate	**24,868**	**24,031**	18,208
Provincial payroll tax	**10,576**	**10,796**	10,420
Municipal tax, amortization and other	**10,051**	**6,823**	7,166
Assets - purchases and renovations	**7,741**	**6,233**	6,478
Recoveries	**(32,479)**	**(34,308)**	(39,230)
	$ 1,055,130	**$ 1,066,676**	$ 1,000,598

THE CITY OF WINNIPEG
GENERAL REVENUE FUND

Schedule 4

SCHOOL TAXES LEVIED

For the years ended December 31
(unaudited)

In addition to the tax revenues required to be raised for Municipal purposes, City Council under the continuing provisions of The Public Schools Act, must fix and impose taxes sufficient to meet that portion of the cost of education that is to be raised through levies on assessable property within the City of Winnipeg.

The amounts that were required to be raised in 2016 included the City's share of the Province's Education Support Program and the requirements of the school divisions (located wholly or in part within the City) representing the portion of their costs that were determined to be the entire responsibility of the City. Levies for 2016 with 2015 comparative figures are as follows:

	2016	2015
Provincial education support program levy		
Other property	**$ 111,905,289**	$ 104,260,033
Special levies (by school division)		
Winnipeg	**171,800,610**	164,402,479
Louis Riel	**96,110,413**	89,379,885
Pembina Trails	**93,949,661**	86,767,325
River East - Transcona	**71,577,185**	66,976,311
St. James - Assiniboia	**51,077,403**	48,593,513
Seven Oaks	**44,649,621**	41,894,690
Seine River	**4,716,316**	4,514,275
Interlake	**36,157**	32,108
	533,917,366	502,560,586
	$ 645,822,655	$ 606,820,619
Allocated as follows:		
Realty taxes	**$ 614,843,895**	$ 575,610,903
Payments-in-lieu of taxes	**30,978,760**	31,209,716
	$ 645,822,655	$ 606,820,619

THE CITY OF WINNIPEG
GENERAL REVENUE FUND

Schedule 5

2016 ASSESSMENT PORTIONED BY PROPERTY CLASSIFICATION

As at April 8, 2016
(unaudited)

	Portion	Taxable	Exempt Subject to Payments-in-Lieu	Exempt	Total
Residential 1	45.0%	$ 24,213,287,700	$ 104,094,000	$ 61,492,246	$ 24,378,873,946
Residential 2	45.0%	3,199,024,629	338,983,200	4,746,425	3,542,754,254
Residential 3	45.0%	1,933,514,280	-	130,950	1,933,645,230
Farm	26.0%	49,394,056	7,257,328	62,433,859	119,085,243
Institutional	65.0%	784,123,526	100,977,666	1,784,248,831	2,669,350,023
Pipelines	50.0%	15,837,810	-	-	15,837,810
Railways	25.0%	81,701,638	-	-	81,701,638
Designated recreational facilities	10.0%	14,528,266	678,180	2,540,770	17,747,216
Other	65.0%	9,158,004,307	902,204,928	1,553,853,751	11,614,062,986
Legislative building	65.0%	-	8,775,195	-	8,775,195
		$ 39,449,416,212	$ 1,462,970,497	$ 3,469,446,832	$ 44,381,833,541

THE CITY OF WINNIPEG
GENERAL REVENUE ENTERPRISES FUND

The General Revenue Enterprises Fund was originally created to account for commercial activities in which The City of Winnipeg was in competition with the private sector. However, over time these activities are now recorded in various other funds. Meanwhile, the use of this Fund has been expanded to include programs funded by grants from the senior levels of government or by their own revenue sources. These programs include Libraries Book Replacement and Literacy Centre Collection, Street Cuts Operations, Historical Buildings and Riverbanks Administration.

On March 22, 2016, City Council approved the closure of the General Revenue Enterprises Fund. Therefore, effective January 1, 2016 the General Revenue Enterprises Fund was wound-up.

FIVE-YEAR REVIEW

As at December 31
(in thousands of dollars)
(unaudited)

	2016	2015	2014	2013	2012
Internal service operations and other programs:					
Revenues	**$ -**	$ 5,443	$ 7,563	$ 25,172	$ 6,262
Expenditures	**7,141**	5,281	25,925	4,781	5,203
Surplus/(Deficit)	**$ (7,141)**	$ 162	$ (18,362)	$ 20,391	$ 1,059

THE CITY OF WINNIPEG
GENERAL REVENUE ENTERPRISES FUND

STATEMENT OF FINANCIAL POSITION

As at December 31
(in thousands of dollars)
(unaudited)

	2016	2015
ASSETS		
Current		
Due from General Revenue Fund (Note 3)	**$ -**	$ 10,634
	$ -	$ 10,634
LIABILITIES		
Current		
Deferred revenue	**$ -**	$ 3,493
	-	3,493
RETAINED EQUITY	-	7,141
	$ -	$ 10,634

See accompanying notes to the financial statements

THE CITY OF WINNIPEG
GENERAL REVENUE ENTERPRISES FUND

STATEMENT OF OPERATIONS AND RETAINED EQUITY

For the years ended December 31
(in thousands of dollars)
(unaudited)

	2016	2015
REVENUES		
Permits and fees	**$ -**	$ 4,949
Transfer from Land Operating Reserve	**-**	447
Sales of goods and services	**-**	47
Total Revenues	**-**	5,443
EXPENDITURES		
Transfer to General Revenue Fund	**3,525**	-
Transfer to Heritage Investment Reserve	**2,314**	307
Transfer to General Capital Fund	**1,302**	-
Street cuts operations	**-**	4,704
Libraries programs	**-**	100
Real estate enterprises	**-**	85
Riverbank management operations	**-**	85
Total Expenditures (Note 4)	**7,141**	5,281
SURPLUS (DEFICIT) FROM OPERATIONS	**(7,141)**	162
RETAINED EQUITY, BEGINNING OF YEAR	**7,141**	6,979
RETAINED EQUITY, END OF YEAR	**$ -**	$ 7,141

See accompanying notes to the financial statements

THE CITY OF WINNIPEG
GENERAL REVENUE ENTERPRISES FUND

NOTES TO THE FINANCIAL STATEMENTS

December 31, 2016
(all tabular amounts are in thousands of dollars, unless otherwise noted)
(unaudited)

1. Significant Accounting Policies

The preparation of periodic financial statements necessarily involves the use of estimates and approximations because the precise determination of financial data frequently depends upon future events. These financial statements have been prepared by management within reasonable limits of materiality and within the framework of the accounting policies summarized below.

a) Basis of presentation

General Revenue Enterprises Fund follows the fund basis of reporting. Funds are segregated for the purpose of carrying on specific activities or attaining certain objectives in accordance with special regulations, restrictions or limitations.

b) Basis of accounting

The financial statements are prepared using the accrual basis of accounting. The accrual basis of accounting records revenues as they are earned and measurable. Expenditures are recognized as they are incurred and measurable based upon receipt of goods or services and/or the creation of a legal obligation to pay.

c) Deferred revenue

Certain amounts are received pursuant to legislation, regulation or agreement and may only be used in the conduct of certain programs or in the completion of specific work. In addition, certain user charges and fees are collected for which the related services have yet to be performed. These amounts are recognized as revenue in the fiscal year in which the related expenses are incurred or services performed.

2. Wind-up of the General Revenue Enterprises Fund

The General Revenue Enterprises Fund was originally created to account for commercial activities in which The City of Winnipeg was in competition with the private sector. However, over time the majority of these activities are now recorded in various other funds. Meanwhile, the use of this Fund has been expanded to include programs funded by grants from the senior levels of government or by their own revenue sources.

On March 22, 2016, City Council approved the closure of the General Revenue Enterprises Fund. Therefore, effective January 1, 2016 the General Revenue Enterprises Fund was wound-up.

3. Due from General Revenue Fund

The City of Winnipeg operates a centralized treasury function with a single operating bank account in the General Revenue Fund. Consequently, this fund does not have a bank account. Bank transactions are credited or charged to the "Due from" account when they are processed through the bank.

4. Expenditures by Object

	2016	2015
Transfers to other Funds	**$ 7,141**	$ 307
Goods and services	**-**	4,894
Grants	**-**	80
	$ 7,141	$ 5,281

Photo: Leif Norman, courtesy Tourism Winnipeg

THE CITY OF WINNIPEG
GENERAL CAPITAL FUND

The General Capital Fund was created to account for tax-supported capital transactions of The City of Winnipeg. The capital program includes, but is not limited to, the acquisition and/or construction of streets, bridges, land drainage, parks and recreation facilities, police and fire department facilities, library facilities, civic buildings, major computer programs and related equipment and local improvements.

By December 31 of each year, City Council is required under The City of Winnipeg Charter to approve a budget for the General Capital Fund. The 2016 budget for the General Capital Fund of $379.9 million was a 86.9% increase from the 2015 budget of $203.2 million. Capital asset additions in 2016 relating to 2016 and previous years capital budgets, decreased from $470.3 million in 2015 to $262.5 million for a net decrease in asset additions of $207.8 million in 2016.

Of the $262.5 million of assets placed into service, $135.8 was for Roads and Bridges, $44.5 million was for Buildings, $28.2 million was for Water and Waste infrastructure and $18.9 million was for Other Assets.

Included in the additions to major Roads and Bridges, Buildings and Water and Waste infrastructure projects during the year were the following:

- Local Streets Renewal program	$	44.9	million
- Regional Streets Renewal program	$	40.8	million
- Plessis Road Twinning Underpass Project	$	24.3	million
- Indoor Soccer Multiplex	$	21.5	million
- Developer Contributed Roads	$	14.0	million
- Developer Contributed Underground Networks	$	11.4	million
- Ness Avenue Culvert at Sturgeon Creek	$	7.0	million
- Sherbrook Pool	$	3.3	million
- St. Vital Outdoor Pool Redevelopment	$	3.0	million

THE CITY OF WINNIPEG
GENERAL CAPITAL FUND

FIVE-YEAR REVIEW

December 31
("$" amounts in thousands of dollars)
(unaudited)

	2016	2015	2014	2013	2012
Tangible Capital Assets	**$ 3,669,779**	$ 3,545,245	$ 3,378,941	$ 3,221,647	$ 3,015,008
% change in tangible capital assets	**3.51%**	4.92%	4.88%	6.85%	13.64%
Debt					
Net Sinking Fund, serial and installment	**$ 483,609**	$ 449,085	$ 406,859	$ 253,163	$ 224,011
Other long-term debt	**199,721**	205,193	200,903	223,046	232,408
Total long-term debt	**$ 683,330**	$ 654,278	$ 607,762	$ 476,209	$ 456,419
% change in total debt	**4.44%**	7.65%	27.63%	4.34%	89.31%
External Debt as a % of Total Debt	**100.00%**	100.00%	100.00%	100.00%	100.00%
Interest Expense	**$ 34,817**	$ 35,646	$ 32,381	$ 30,081	$ 25,267
% change in external interest expense	**(2.33%)**	10.08%	7.65%	19.05%	46.44%
Summary of Cash Flows					
Operating activities	**$ 289,893**	$ 241,484	$ 196,171	$ 237,256	$ 214,038
Long-term debt (retired) issued, net	**$ 37,800**	$ 1,528	$ 130,388	$ (1,758)	$ 225,611
Payments to The Sinking Fund Trustees, net	**$ (6,308)**	$ 47,954	$ 24,962	$ 33,876	$ (4,892)
Due from/to General Revenue Fund	**$ (57,894)**	$ 6,796	$ (67,714)	$ 68,520	$ 43,133
Capital acquisitions	**$ (262,471)**	$ (296,946)	$ (279,819)	$ (334,055)	$ (479,931)
Other	**$ (1,020)**	$ (816)	$ (3,988)	$ (3,839)	$ 2,041

THE CITY OF WINNIPEG
GENERAL CAPITAL FUND

STATEMENT OF FINANCIAL POSITION

As at December 31
(in thousands of dollars)
(unaudited)

	2016	2015
FINANCIAL ASSETS		
Due from General Revenue Fund (Note 3)	**$ 21,912**	$ -
Accounts receivable (Note 4)	**63,086**	76,817
Capital loans receivable (Note 5)	**24,053**	23,771
	109,051	100,588
LIABILITIES		
Due to General Revenue Fund (Note 3)	**-**	35,982
Accounts payable and accrued liabilities (Note 6)	**14,947**	18,186
Expropriation liability	**42,373**	21,400
Deferred revenue	**2,994**	3,223
Deferred revenue related to capital assets (Note 7)	**24,673**	19,011
Debt (Note 8)	**683,330**	654,278
Deferred liabilities	**1,442**	1,572
Developer deposits	**6,634**	6,265
	776,393	759,917
NET FINANCIAL LIABILITIES	**(667,342)**	(659,329)
NON-FINANCIAL ASSETS		
Tangible capital assets (Note 9)	**3,669,779**	3,545,245
Prepaid expenses	**2,010**	2,022
	3,671,789	3,547,267
ACCUMULATED SURPLUS (Note 10)	**$ 3,004,447**	$ 2,887,938

Commitments (Note 11)

See accompanying notes and schedules to the financial statements

THE CITY OF WINNIPEG
GENERAL CAPITAL FUND

STATEMENT OF OPERATIONS AND ACCUMULATED SURPLUS

For the years ended December 31
(in thousands of dollars)
(unaudited)

	2016	2015
REVENUES		
Transfers from other City of Winnipeg Funds (Schedule 2)	**$ 91,812**	$ 93,829
Capital funding recognized (Note 7)	**78,408**	61,605
Transfer from General Revenue Fund		
Debt and finance	**22,340**	16,200
Other	**1,202**	280
Province of Manitoba capital transfer	**68,444**	89,353
Developer contributions-in-kind	**48,872**	74,763
Government of Canada capital transfer	**6,417**	10,967
Developer deposit	**4,674**	5,337
Interest income	**1,758**	2,336
Gain on disposal of tangible capital assets	**268**	-
Other	**11,300**	3,701
	335,495	358,371
EXPENSES		
Amortization	**136,503**	128,404
Grants	**24,552**	36,288
Interest - External debt	**34,817**	35,646
Infrastructure maintenance	**17,191**	12,032
Transfers to other City of Winnipeg Funds (Schedule 2)	**1,180**	8,425
Loss on disposal of tangible capital assets	**-**	363
Other	**4,743**	1,467
	218,986	222,625
NET SURPLUS FOR THE YEAR	**116,509**	135,746
ACCUMULATED SURPLUS, BEGINNING OF YEAR	**2,887,938**	2,752,192
ACCUMULATED SURPLUS, END OF YEAR (Note 10)	**$ 3,004,447**	$ 2,887,938

See accompanying notes and schedules to the financial statements

THE CITY OF WINNIPEG
GENERAL CAPITAL FUND

STATEMENT OF CASH FLOWS

For the years ended December 31
(in thousands of dollars)
(unaudited)

	2016	2015
NET INFLOW (OUTFLOW) OF CASH RELATED TO THE FOLLOWING ACTIVITIES:		
OPERATING		
Net surplus for the year	**$ 116,509**	$ 135,746
Non-cash charges to operations		
Amortization	**136,503**	128,404
(Gain) loss on disposal of tangible capital assets	**(268)**	363
Working capital from operations	**252,744**	264,513
Net change in working capital	**10,504**	(26,873)
Net change in expropriation liabilities	**20,973**	(4,400)
Net change in deferred liabilities, deferred revenue and developer deposits	**5,672**	8,244
	289,893	241,484
FINANCING		
Debt issued	**47,363**	65,048
Debenture debt retired	**(9,563)**	(63,520)
Interest on funds on deposit with The Sinking Fund Trustees of The City of Winnipeg ("The Sinking Fund Trustees")	**(1,758)**	(2,336)
Payments to The Sinking Fund Trustees for outstanding long-term debt	**(6,308)**	47,954
Capital loans receivable	**(282)**	275
Due to General Revenue Fund	**(57,894)**	6,796
Other	**(682)**	(630)
	(29,124)	53,587
INVESTING		
Net purchase of capital assets (Schedule 1)	**(262,471)**	(296,946)
Net proceeds on disposal of tangible capital assets	**1,702**	1,875
	(260,769)	(295,071)
Cash, end of year	**$ -**	$ -

See accompanying notes and schedules to the financial statements

THE CITY OF WINNIPEG
GENERAL CAPITAL FUND

NOTES TO THE FINANCIAL STATEMENTS

December 31, 2016
(all tabular amounts are in thousands of dollars, unless otherwise noted)
(unaudited)

1. Significant Accounting Policies

The preparation of periodic financial statements necessarily involves the use of estimates and approximations because the precise determination of financial data frequently depends upon future events. These financial statements have been prepared by management within reasonable limits of materiality and within the framework of accounting policies summarized below.

a) Basis of presentation

The General Capital Fund follows the fund basis of reporting. Funds are segregated for the purpose of carrying on specific activities or attaining certain objectives in accordance with special regulations, restrictions or limitations. The General Capital Fund was created to account for all financial transactions related to the City's tax-supported capital budget (excluding Transit).

b) Basis of accounting

The financial statements are prepared using the accrual basis of accounting.

c) Tangible capital assets

Tangible capital assets are recorded at cost, which includes all amounts that are directly attributable to acquisition, construction, development or betterment of the asset. The cost, less any residual value, of the tangible capital assets are amortized on a straight-line basis over their estimated useful lives as follows:

Land improvements	5 to 25 years
Buildings	10 to 50 years
Machinery and equipment	5 to 25 years
Vehicles	5 to 10 years
Computer hardware and software	5 to 10 years
Water and waste	
Underground networks	10 to 100 years
Flood stations and other infrastructure	20 to 75 years
Transportation	
Roads	10 to 50 years
Bridges and structures	25 to 75 years

Assets under construction are not amortized until the asset is available for productive use.

In certain circumstances, capital project work is charged an administration fee equal to 1 1/4% of specific costs of the project to a maximum of $100 thousand on any individual project. In addition, interim financing charges of 2% are also capitalized as part of the project cost funded by The City of Winnipeg.

1. Significant Accounting Policies (continued)

d) Deferred revenue

Government transfers, contributions and other amounts are received from third parties pursuant to legislation, regulation or agreement and may only be used in the conduct of certain programs, in the completion of specific work or for the acquisition and construction of tangible capital assets. Revenue is recognized in the period when the related expenses are incurred, services performed or the tangible capital assets are acquired.

e) Contributions of tangible capital assets

Tangible capital assets received as contributions are recorded at their fair value at the date of receipt.

f) Leases

Leases are classified as capital or operating leases. Leases which transfer substantially all of the benefits and risks incidental to ownership of property are accounted for as capital leases. All other leases are accounted for as operating leases and the related lease payments are charged to expenses as incurred.

g) Service concession arrangement

Service concession arrangements are long-term performance-based approaches for procuring public infrastructure, where the City contracts with a private sector partner who assumes a major share of the responsibility for the delivery of the infrastructure. The operator is compensated over the period of the arrangements. The arrangements are governed by a contract that sets out performance standards and mechanisms for adjusting prices. The contract is binding on the parties to the arrangement and obliges the operator to maintain the tangible capital asset on behalf of the City.

In the case of tangible capital assets, where the operator bears the construction risk, the timing of initial recognition of the service concession asset by the City will be when the tangible capital asset is available for productive use.

h) Deferred liabilities

Deferred liabilities consist of developer repayments as well as contributions received but not yet earned. Under the terms of development agreements, the City is required to repay developers for local improvements installed which benefit property outside the development area.

i) Revenue recognition

Government transfers are transfers of monetary assets or tangible capital assets to or from the City that are not the result of an exchange transaction, a direct financial return, or expected to be repaid in the future.

Government transfers received are recognized in the fund financial statements as revenue in the financial period in which the transfers are authorized, any eligibility criteria have been met, stipulations, if any, have been met and reasonable estimates of the amounts can be determined.

Stipulations attached to transfers to the City that give rise to an obligation on the City's behalf, are deferred in the consolidated financial statements to the extent that the obligation meets the definition of a liability.

1. Significant Accounting Policies (continued)

j) Debt and finance charges

Tax-supported tangible capital assets, including those financed by debt, are recorded along with the outstanding debt obligation in the General Capital Fund. Interest and payments on debt are funded by the General Revenue Fund and the interest expense is recorded in the General Capital Fund.

2. Status of the General Capital Fund

The General Capital Fund was created to account for tax-supported capital transactions (excluding Transit) of the City of Winnipeg. The capital program includes, but is not limited to, the acquisition and/or construction of streets, bridges, land drainage, parks and recreation facilities, police and fire department facilities, library facilities, civic buildings, major computer programs and related equipment and local improvements, to name a few.

3. Due (to) from General Revenue Fund

The City of Winnipeg operates a centralized treasury function with a single operating bank account in the General Revenue Fund. Consequently, this fund does not have a bank account. Bank transactions are credited or charged to the "Due (to) from" account when they are processed through the bank. The General Capital Fund charges interim financing on individual capital projects and credits the interest to the General Revenue Fund.

4. Accounts Receivable

	2016	2015
Province of Manitoba	**$ 51,538**	$ 60,604
Government of Canada	**5,060**	9,242
Local improvements - Fairfield Park	**1,125**	1,201
Other	**5,363**	5,770
	$ 63,086	$ 76,817

5. Capital Loans Receivable

At varying maturities up to the year 2035 with a weighted average interest rate for the year 2016 of 5.49% (2015 - 5.68%) due from the following:

	2016	2015
Transit System	**$ 24,053**	$ 23,771

6. Accounts Payable and Accrued Liabilities

	2016	2015
Trade accounts payable	**$ 11,838**	$ 11,488
Contractors' holdbacks	**2,940**	6,466
Accrued interest payable	**169**	232
	$ 14,947	$ 18,186

7. Deferred Revenue Related to Capital Assets

Deferred revenue related to capital assets represents funding transferred from the General Revenue, the Municipal Accommodations and the Transit System Funds for capital projects approved in the annual adopted capital budget. Revenue is recognized in the year in which the related capital costs are incurred on the project.

	2016	2015
Beginning balance	**$ 19,011**	$ 4,349
Contributions received from:		
General Revenue Fund	**64,992**	66,364
Municipal Accommodations Fund	**1,905**	9,903
Transit System	**17,173**	-
	84,070	76,267
Deduct capital funding recognized	**78,408**	61,605
	$ 24,673	$ 19,011

8. Debt

Sinking fund debentures outstanding

Term	Maturity Date	Rate of Interest	Series	By-Law No.	Amount of Debt **2016**	Amount of Debt 2015
1997-2017	Nov. 17	6.250	VU	7000/97	**$ 30,000**	$ 30,000
2014-2045	Jun. 1	4.100	WD1	144/11, 23/13 and 149/13	**60,000**	60,000
2014-2045	Jun. 1	3.713	WD2	100/12, 23/13 and 149/13	**60,000**	60,000
2015-2045	Jun. 1	3.828	WD3	144/11, 100/12, 23/13, 149/13, 5/15 and 61/15	**56,381**	56,381
2016-2045	Jun. 1	3.303	WD4	72/06, 23/13, 149/13, 5/15, 96/15 and 40/16	**47,363**	-
2011-2051	Nov. 15	4.300	WC1	72/06, 183/08, and 150/09	**20,250**	20,250
2012-2051	Nov. 15	3.853	WC2	93/2011	**50,000**	50,000
2012-2051	Nov. 15	3.759	WC3	120/09, 93/11, and 138/11	**75,000**	75,000
2013-2051	Nov. 15	4.300	WC4	93/2011 and 84/2013	**60,000**	60,000
2014-2051	Nov. 15	3.893	WC4	93/2011 and 145/2013	**52,568**	52,568
					511,562	464,199
Equity in Sinking Fund (Note 8b)					**(42,272)**	(34,206)
Net sinking fund debentures outstanding					**469,290**	429,993

8. Debt (continued)

	2016	2015
Other long-term debt outstanding		
Serial and installment debt issued by the City with varying maturities up to 2019 and a weighted average interest rate of 4.30% (2015 - 4.50%)	**14,319**	19,092
Service concession arrangement obligations (Notes 8c and 11a)	**152,368**	154,158
Capital lease obligations with varying maturities up to 2038 and a weighted average interest rate of 8.18% (2015 - 8.18%) (Note 8d)	**24,162**	24,844
Canada Mortgage and Housing Corporation ("CMHC") term loan, maturity February 1, 2026, interest rate of 3.72%	**7,020**	7,591
Tuxedo Yards development loan with an interest rate of 2.00% (2015 - 2.25%)	**7,819**	9,933
Garden City Community Centre grant loan with an interest rate of 4.16%	**5,463**	5,667
Transcona East End Community Centre grant loan with an interest rate of 4%	**2,889**	3,000
	$ 683,330	$ 654,278

Debt to be retired over the next five years:

	2017	2018	2019	2020	2021	Thereafter
Sinking fund debentures	$ 30,000	$ -	$ -	$ -	$ -	$ 481,562
Serial and installment debt	4,773	4,773	4,773	-	-	-
Service concession arrangements	1,936	2,093	2,264	2,449	2,648	140,978
Capital lease obligations	764	878	959	1,155	1,365	19,041
CMHC	592	614	637	661	686	3,830
Tuxedo Yards	2,313	2,850	2,656	-	-	-
Community Centre Grants	209	219	228	237	247	7,212
	$ 40,587	$ 11,427	$ 11,517	$ 4,502	$ 4,946	$ 652,623

8. Debt (continued)

a) All debentures are general obligations of the City. Debenture debt is allocated to the General Capital Fund and utilities in the amounts shown in the issuing by-law.

b) The City of Winnipeg Charter requires the City to make annual payments to The Sinking Fund Trustees on debt outstanding as at December 31, 2002. Sinking fund arrangements after December 31, 2002 are managed by the City in a separate fund. The City of Winnipeg General Revenue Fund, on behalf of the General Capital Fund, is currently paying between one to three percent on its outstanding sinking fund debentures. These annual payments are invested for the retirement of the debenture issues on their maturity dates.

c) Service concession arrangement obligations

(i) Chief Peguis Trail Extension

The City has entered into a fixed-price contract with DBF2 Limited Partnership ("DBF2") to design, build, finance and maintain the Chief Peguis Trail Extension. The contract was executed in September 2010 and terminates in January 2042. The Chief Peguis Trail Extension was commissioned for use in 2011.

The $107.7 million project will have been financed through a grant of $23.9 million from PPP Canada, a Provincial government transfer of $9.0 million, sinking fund debentures (Series WC) of $18.7 million, a $50.0 million service concession arrangement obligation to DBF2 and cash consideration paid by the City of $6.1 million. As at December 31, 2016, $107.4 million was capitalized (Note 9). Monthly capital and interest performance-based payments totaling $4.5 million annually, for the service concession arrangement obligation to DBF2 commenced in January 2012, commensurate with commissioning the project and are payable to termination of the contract with DBF2.

Overall, taking into account the various forms of funding and financing for the project, the effective interest rate incurred by the City based on the full $107.7 million project is 4.6%. Specifically, the sinking fund debt and service concession arrangement obligation to DBF2 bear a combined weighted average interest rate of 7.2%.

The City will also make DBF2 a monthly performance-based maintenance payment as disclosed in Note 11.

(ii) Disraeli Bridges

The City has entered into a fixed-price contract with Plenary Roads Winnipeg GP ("PRW") to design, build, finance and maintain the Disraeli Bridges Project. The contract was executed in March 2010 and terminates in October 2042. The Disraeli Bridges Project was commissioned for use in 2012 with decommissioning of the old structures and construction of a separate pedestrian bridge to follow in 2013.

The $195.0 million project will have been financed through sinking fund debentures (Series WC) of $25.0 million, a $109.4 million service concession arrangement obligation to PRW, Federal gas tax revenue of $50.0 million, and cash consideration paid by the City of $10.6 million. As at December 31, 2016, $195.0 million was capitalized for commissioned works (Note 9). Monthly capital and interest performance-based payments totaling $9.8 million annually, for the service concession arrangement obligation to PRW commenced in October 2012, commensurate with commissioning the project and are payable to termination of the contract with PRW.

Overall, taking into account the various forms of funding and financing for the project, the effective interest rate incurred by the City based on the $195.0 million project is 5.2%. Specifically, the sinking fund debt and service concession arrangement obligation to PRW bear a combined weighted average interest rate of 7.5%.

8. *Debt (continued)*

The City will also make PRW a monthly performance-based maintenance payment as disclosed in Note 11.

	2016	2015
DBF2 - Chief Peguis Trail	**$ 47,509**	$ 48,089
Plenary Roads Winnipeg GP - Disraeli Bridges	**104,859**	106,069
	$ 152,368	$ 154,158

d) Future minimum lease payments together with the balance of the obligation due under the capital leases are as follows:

2017	$ 2,502
2018	2,553
2019	2,563
2020	2,680
2021	2,794
thereafter	26,989
Total future minimum lease payments	40,081
Amount representing interest at a weighted average interest rate of 8.18%	(15,919)
Balance of the capital lease obligations	$ 24,162

9. *Tangible Capital Assets*

	2016	2015
Land	**$ 226,966**	$ 202,929
Buildings	**564,166**	544,231
Vehicles	**114**	154
Computer	**22,849**	19,525
Other	**111,382**	107,706
Plants and facilities	**29,931**	18,434
Roads	**1,319,528**	1,263,145
Underground and other networks	**817,502**	818,380
Bridges and other structures	**509,842**	504,583
Assets under construction	**67,499**	66,158
	$ 3,669,779	$ 3,545,245

For additional information, see the Schedule of Tangible Capital Assets (Schedule 1).

During the year, there were no write-downs of tangible capital assets (2015 - $nil). Administration fees and interim financing charges capitalized during 2016 were $3.1 million (2015 - $2.5 million). In addition, land, roads, parks, recreation facilities and underground networks contributed to the City and recorded in the General Capital Fund totaled $48.9 million in 2016 (2015 - $74.8 million) and were capitalized at their fair value at the time of receipt.

Included in the above net book values are $278.7 million (2015 - $281.8 million) of tangible capital assets that were acquired through service concession arrangements. The amount includes estimated, yet to be determined settlements for land expropriations.

10. Accumulated Surplus

Accumulated surplus is comprised of amounts invested in tangible capital assets.

11. Commitments

a) Service concession arrangements

(i) As disclosed in Note 8c, the City will pay DBF2 a monthly performance-based maintenance payment related to the Chief Peguis Trail Extension contract. The monthly payment totaling $1.5 million annually is to be adjusted by CPI, is payable commencing January 2012 until the termination of the contract with DBF2 in January 2042.

(ii) As disclosed in Note 8c, the City will pay PRW a monthly performance-based maintenance payment related to the Disraeli Bridges Project contract. The monthly payment totaling $1.8 million annually is to be adjusted by CPI, is payable commencing October 2012 until the termination of the contract with PRW in October 2042.

THE CITY OF WINNIPEG
GENERAL CAPITAL FUND

SCHEDULE OF TANGIBLE CAPITAL ASSETS

As at December 31
(in thousands of dollars)
(unaudited)

	General				
	Land	Buildings	Vehicles	Computer	Other
Cost					
Balance, beginning of year	$ 202,929	$ 852,375	$ 15,835	$ 114,427	$ 186,981
Add: Additions during the year	25,061	44,559	-	8,622	18,878
Less: Disposals during the year	1,024	448	1,074	13,859	1,044
Balance, end of year	226,966	896,486	14,761	109,190	204,815
Accumulated amortization					
Balance, beginning of year	-	308,144	15,681	94,902	79,275
Add: Amortization	-	24,485	21	5,272	15,202
Less: Accumulated amortization on disposals	-	309	1,055	13,833	1,044
Balance, end of year	-	332,320	14,647	86,341	93,433
Net Book Value of Tangible Capital Assets	$ 226,966	$ 564,166	$ 114	$ 22,849	$ 111,382

Infrastructure					Totals	
Plants and Facilities	Roads	Underground and Other Networks	Bridges and Other Structures	Assets Under Construction	**2016**	2015
$ 26,644	$ 2,339,620	$ 1,247,131	$ 737,158	$ 66,158	**$ 5,789,258**	$ 5,505,005
11,969	118,147	16,257	17,637	1,341	**262,471**	296,946
-	2,751	-	426	-	**20,626**	12,693
38,613	2,455,016	1,263,388	754,369	67,499	**6,031,103**	5,789,258
8,210	1,076,475	428,751	232,575	-	**2,244,013**	2,126,064
472	61,576	17,135	12,340	-	**136,503**	128,404
-	2,563	-	388	-	**19,192**	10,455
8,682	1,135,488	445,886	244,527	-	**2,361,324**	2,244,013
$ 29,931	$ 1,319,528	$ 817,502	$ 509,842	$ 67,499	**$ 3,669,779**	$ 3,545,245

THE CITY OF WINNIPEG
GENERAL CAPITAL FUND

Schedule 2

SCHEDULE OF TRANSFERS BETWEEN CITY OF WINNIPEG FUNDS

For the years ended December 31
(in thousands of dollars)
(unaudited)

	2016	2015
TRANSFERS FROM OTHER CITY OF WINNIPEG FUNDS		
Federal Gas Tax Revenue Reserve	**$ 36,324**	$ 41,690
Local Street Renewal Reserve	**19,788**	13,665
Regional Street Renewal Reserve	**14,500**	9,091
Land Operating Reserve	**5,492**	10,465
Municipal Accommodations Fund (Note 7)	**4,564**	12,103
Economic Development Investment Reserve	**2,477**	1,716
Destination Marketing Reserve	**2,153**	1,500
Computer Replacement Reserve	**1,061**	-
Commitment Reserve	**1,467**	402
General Revenue Enterprise Fund	**1,219**	-
Sewer System Rehabilitation Reserve	**1,104**	929
Contributions in Lieu of Land Dedication Reserve	**767**	150
Transit System	**468**	1,350
Insurance Reserve	**428**	732
Golf Course Reserve	**-**	26
Sewage Disposal System	**-**	10
	$ 91,812	$ 93,829
TRANSFERS TO OTHER CITY OF WINNIPEG FUNDS		
Sewage Disposal System	**$ 447**	$ 1,901
Fleet Management	**371**	-
Waterworks System	**357**	1,883
Winnipeg Parking Authority	**5**	-
General Revenue Fund	**-**	4,529
Land Operating Reserve	**-**	112
	$ 1,180	$ 8,425

THE CITY OF WINNIPEG
FINANCIAL STABILIZATION RESERVE

The purpose of the Financial Stabilization Reserve Fund is to counteract the budgetary effect of fluctuations from year to year in property and business taxes and/or to fund deficits in the General Revenue Fund, which assist in the stabilization of the City's mill rate and/or property tax requirements.

History:

On May 16, 1973, City Council created the Future Tax Levies Reserve Fund to counteract the budgetary effect of fluctuations from year to year in tax revenue caused by additions and deletions to the tax roll due to new construction, demolitions or improvements to land.

On March 20, 1997, City Council approved the “Fiscal Stability Plan” which included the renaming of the Future Tax Levies Reserve Fund to the Fiscal Stabilization Reserve Fund and the creation of the Mill Rate Stabilization Reserve Fund (with initial funding from a portion of the former Future Tax Levies Reserve Fund). Rules regarding the sources of funds, purposes and utilization of funds were established for each Reserve.

On December 13, 2000, City Council amended the rules governing the Fiscal Stabilization Reserve Fund. The Reserve would offset any variance in the tax projections used in the development of the annual estimates and the actual amounts billed in the spring of each year.

On April 25, 2001, City Council adopted the "Financial Management Plan". By 2009, this established a 10% minimum target of tax-supported (General Revenue Fund) expenditures for the Stabilization Reserves.

A review of Reserves followed the "Financial Management Plan’s" adoption and, on May 23, 2001, City Council amended the rules for the Stabilization Reserves.

On March 22, 2005, City Council amended the rules governing the Fiscal Stabilization Reserve Fund. The Reserve would offset variances between the revenue projections for net supplementary taxes used in the budget and the actual amounts reported.

On March 23, 2011, City Council adopted the "Financial Management Plan" which revised the target for the two Stabilization Reserves to a minimum of 8% of tax-supported expenditures.

On September 28, 2011, City Council adopted the combining of the Fiscal Stabilization Reserve and the Mill Rate Stabilization Reserve Funds into the Financial Stabilization Reserve Fund. All previous regulations for the two Stabilization Reserves were replaced with the following:

- Sources of funding for the Reserve are: the excess of actual total taxes billed compared to budget; surpluses in the General Revenue Fund; unspent amounts in the Commitment Reserve Fund; and interest revenue.

- The Reserve can be used to fund any shortfall of actual total taxes billed compared to budget; major unforeseen expenditures once the target level is exceeded and subject to rules noted below; General Revenue Fund year-end deficits and subject to rules noted below; and one-time expenditures once the target level has been reached.

- No transfers can be made to the General Revenue Fund to fund ongoing current operations.

- Funds above the 8% target may be used for major unforeseen expenditures and General Revenue Fund deficits. Accessing funding in any given year requires City Council approval if the required amount would reduce the Reserve's balance below the 8% target.

- A replenishment plan shall be adopted by City Council if the Financial Stabilization Reserve Fund's equity is reduced below the 8% target of tax-supported expenditures.

On March 23, 2015, City Council adopted the "Financial Management Plan" which revised the target for the Financial Stabilization Reserve to a minimum of 6% of tax-supported expenditures.

The Chief Financial Officer is the Fund Manager.

FIVE-YEAR REVIEW

December 31
(in thousands of dollars)
(unaudited)

	2016	2015	2014	2013	2012
General Revenue Fund's adopted budget expense	**$ 1,055,130**	$ 994,097	$ 969,184	$ 922,672	$ 899,961
Equity	**$ 67,410**	$ 75,632	$ 81,785	$ 85,753	$ 80,404
Level (1)	**6.4%**	7.6%	8.4%	9.3%	8.9%
Over target (2)	**$ 4,103**	$ 15,986	$ 4,250	$ 11,939	$ 8,407

(1) Level represents the Reserve's equity as a percentage of the General Revenue Fund's adopted budget expenses.

(2) The residual values for 2012-2014 are based on the Reserve's equity which is over/(under) 8% of the General Revenue Fund's adopted budget expenses. For 2015 onward, the target is 6%.

THE CITY OF WINNIPEG
FINANCIAL STABILIZATION RESERVE

STATEMENT OF FINANCIAL POSITION

As at December 31
(in thousands of dollars)
(unaudited)

	2016	2015
ASSETS		
Current		
Due from General Revenue Fund (Note 3)	**$ 67,410**	$ 75,632
EQUITY		
Unallocated	**$ 67,410**	$ 75,632

See accompanying notes to the financial statements

THE CITY OF WINNIPEG
FINANCIAL STABILIZATION RESERVE

STATEMENT OF CHANGES IN EQUITY

For the years ended December 31
(in thousands of dollars)
(unaudited)

	2016	2015
Balance, beginning of year	**$ 75,632**	$ 81,784
Add:		
Net realty taxes added to the assessment roll	**-**	2,177
Interest earned	**-**	932
Transfer from Commitment Reserve	**128**	251
	128	3,360
Deduct:		
Transfer to General Revenue Fund	**8,350**	9,200
Transfer to General Revenue Fund - investment management fee	**-**	312
	8,350	9,512
Balance, end of year	**$ 67,410**	$ 75,632

See accompanying notes to the financial statements

THE CITY OF WINNIPEG
FINANCIAL STABILIZATION RESERVE

NOTES TO THE FINANCIAL STATEMENTS

December 31, 2016
(unaudited)

1. Significant Accounting Policies

The preparation of periodic financial statements necessarily involves the use of estimates and approximations because the precise determination of financial data frequently depends upon future events. These financial statements have been prepared by management within reasonable limits of materiality and within the framework of accounting policies summarized below.

a) Basis of presentation

The Financial Stabilization Reserve Fund follows the fund basis of reporting. The Fund is segregated for the purpose of carrying on specific activities or attaining certain objectives in accordance with special regulations, restrictions or limitations.

b) Basis of accounting

The financial statements are prepared using the accrual basis of accounting. The accrual basis of accounting records revenues as they are earned and measurable. Expenses are recognized as they are incurred and measurable based upon receipt of goods or services and/or the creation of a legal obligation to pay.

2. Status of the Financial Stabilization Reserve

On May 16, 1973, City Council created the Future Tax Levies Reserve Fund to counteract the budgetary effect of fluctuations from year to year in tax revenue caused by additions and deletions to the tax roll due to new construction, demolitions or improvements to land.

On March 20, 1997, City Council approved the “Fiscal Stability Plan” which included the renaming of the Future Tax Levies Reserve Fund to the Fiscal Stabilization Reserve Fund and the creation of the Mill Rate Stabilization Reserve Fund (with initial funding from a portion of the former Future Tax Levies Reserve Fund). Rules regarding the sources of funds, purposes and utilization of funds were established for each Reserve.

On December 13, 2000, City Council amended the rules governing the Fiscal Stabilization Reserve Fund. The Reserve would offset any variance in the tax projections used in the development of the annual estimates and the actual amounts billed in the spring of each year.

On April 25, 2001, City Council adopted the "Financial Management Plan". By 2009, this established a 10% minimum target of tax-supported (General Revenue Fund) expenditures for the Stabilization Reserves.

A review of Reserves followed the "Financial Management Plan’s" adoption and, on May 23, 2001, City Council amended the rules for the Stabilization Reserves.

On March 22, 2005, City Council amended the rules governing the Fiscal Stabilization Reserve Fund. The Reserve would offset variances between the revenue projections for net supplementary taxes used in the budget and the actual amounts reported.

On March 23, 2011, City Council adopted the "Financial Management Plan" which revised the target for the two Stabilization Reserves to a minimum of 8% of tax-supported expenditures.

2. Status of the Financial Stabilization Reserve (continued)

On September 28, 2011, City Council adopted the combining of the Fiscal Stabilization Reserve and the Mill Rate Stabilization Reserve Funds into the Financial Stabilization Reserve Fund. All previous regulations for the two Stabilization Reserves were replaced with the following:

- Sources of funding for the Reserve are: the excess of actual total taxes billed compared to budget; surpluses in the General Revenue Fund; unspent amounts in the Commitment Reserve Fund; and interest revenue.

- The Reserve can be used to fund any shortfall of actual total taxes billed compared to budget; major unforeseen expenditures once the target level is exceeded and subject to rules noted below; General Revenue Fund year-end deficits and subject to rules noted below; and one-time expenditures once the target level has been reached.

- No transfers can be made to the General Revenue Fund to fund ongoing current operations.

- Funds above the 8% target may be used for major unforeseen expenditures and General Revenue Fund deficits. Accessing funding in any given year requires City Council approval if the required amount would reduce the Reserve's balance below the 8% target.

- A replenishment plan shall be adopted by City Council if the Financial Stabilization Reserve Fund's equity is reduced below the 8% target of tax-supported expenditures.

On March 23, 2015, City Council adopted the "Financial Management Plan" which revised the target for the Financial Stabilization Reserve to a minimum of 6% of tax-supported expenditures.

The Chief Financial Officer is the Fund Manager.

3. Due from General Revenue Fund

The City of Winnipeg operates a centralized treasury function with a single operating bank account in the General Revenue Fund. Consequently, these funds do not have a bank account. Bank transactions are credited or charged to the "Due from" account when they are processed through the bank. Interest is credited or charged based on the City's average short-term earnings (cost of funds) on the single bank account, which is a function of the Bank of Canada rate. The December 31, 2016 effective interest rate was 0.45% (2015 - 0.45%).

THE CITY OF WINNIPEG
CAPITAL RESERVES

The City of Winnipeg ("the City") operates thirteen Capital Reserves to account for the use of designated revenue for specific purposes. The thirteen funds included are as follows:

Water Main Renewal Reserve Fund

On February 18, 1981, City Council authorized the establishment of a Water Main Renewal Reserve Fund for the purpose of financing, from one source, the renewal of water mains. The Reserve was established by the transfer of $2.0 million of frontage levy revenue from the Waterworks System Fund. From 1974 through to 2008, the City used a frontage levy to fund water main renewals.

On September 24, 2008, City Council authorized the amendment of the Frontage Levy By-law No. 7958/2002 and approved that effective 2009, frontage levy revenue collected on property taxes would be reported in the General Revenue Fund to pay for upgrading, repair, replacement and maintenance of streets and sidewalks. Therefore, the Water Main Renewal Reserve Fund is fully funded through water rates transferred from the Waterworks System Fund as well as interest earned on the reserve fund balance.

The Director of Water and Waste is the Fund Manager.

Sewer System Rehabilitation Reserve Fund

On May 27, 1992, City Council authorized the establishment of the Combined Sewer Renewal Reserve and the Wastewater Sewer Renewal Reserve Funds. These Reserves were established for the renewal and rehabilitation of combined sewers and wastewater sewers, respectively, with funding provided from the frontage levy identified for this purpose in By-law 549/73 (amended by By-law 7138/97). The purpose of the Reserves was to provide a consistent approach to financing infrastructure renewal and rehabilitate combined sewers and to renew and rehabilitate wastewater sewers (as defined by the Sewer Utility By-law 5058/88).

The annual frontage levy funding was allocated by City Council between the Combined Sewer Renewal Reserve and the Wastewater Sewer Renewal Reserve in accordance with the capital program requirements.

On January 30, 2002, City Council passed By-law No. 7958/2002 "Frontage Levy By-law" to include the repair and replacement of streets and sidewalks in residential areas.

On September 27, 2006, City Council approved the consolidation of the Combined Sewer Renewal Reserve and the Wastewater Sewer Renewal Reserve Funds into the Sewer System Rehabilitation Reserve Fund, which was effective on October 1, 2006.

On December 15, 2009, City Council authorized, by way of approval of the Capital Budget, that effective 2009, frontage levy revenue collected on property taxes would no longer fund the Sewer System Rehabilitation Reserve as of 2011. Therefore, the Sewer System Rehabilitation Reserve is fully funded through sewer rates transferred from the Sewer Disposal System Fund as well as interest earned on the reserve fund balance.

The Director of Water and Waste is the Fund Manager.

THE CITY OF WINNIPEG
CAPITAL RESERVES (continued)

Environmental Projects Reserve Fund

On December 17, 1993, City Council authorized the establishment of a River Quality Environmental Studies Reserve Fund for the purpose of providing funding for environmental projects to improve river quality. On January 24, 1996, City Council changed the name of this Reserve to the Environmental Projects Reserve Fund to more accurately reflect the nature of the projects reported in this Reserve.

The Reserve is financed through a monthly transfer from the Sewage Disposal System Fund based on the amount of water consumption billed. The Reserve has funded ammonia, nitrification and combined sewer overflow ("CSO") studies. It now funds a portion of the wastewater collection and treatment system improvements as directed by the Province of Manitoba ("the Province"). This includes effluent disinfection, centrate treatment, biological nutrient removal, CSO mitigation infrastructure and biosolids.

River quality is under the jurisdiction of the Province and in 2003 the Clean Environment Commission ("CEC"), at the request of the Minister of Conservation, conducted public hearings to review and receive comments on the City's 50-year wastewater collection and treatment improvement program. At the conclusion, the CEC recommended that the City implement these improvements over a 25-year period, which was subsequently ordered by the Minister of Conservation on September 26, 2003.

On September 3, 2004, the Province issued Environment Act License No. 2669 for the West End Water Pollution Control Centre, which provided for the plan as directed by the Minister of Conservation. Certain provisions of this license were appealed by the City. Revised License No. 2669 E R R and No. 2684 R R R, for the North End Water Pollution Control Center, were issued on June 19, 2009, incorporating the City's requested changes. On March 3, 2006, a similar license (No. 2716) was issued for the South End Water Pollution Control Centre. Effective April 18, 2012, the South End Water Pollution Control Centre license (No. 2716RR) was revised in response to the Save Lake Winnipeg Act requirement. This Reserve partially funds capital projects to bring the City in compliance with the license requirements.

The Director of Water and Waste is the Fund Manager.

Brady Landfill Site Rehabilitation Reserve Fund

On December 17, 1993, City Council authorized the establishment of a Brady Landfill Site Rehabilitation Reserve Fund for the purpose of providing funding for the future development of the Brady Landfill Site. The Reserve is financed through a monthly transfer from the Solid Waste Disposal Fund based on tonnages processed at the landfill.

The Director of Water and Waste is the Fund Manager.

Waste Diversion Reserve Fund

On October 19, 2011, City Council approved the establishment of the Waste Diversion Reserve Fund for the purpose of funding waste diversion programs and projects. The reserve is to be funded by surplus monies collected through the waste diversion services user fee. The first transfer to the reserve occurred in 2013.

The Director of Water and Waste is the Fund Manager.

THE CITY OF WINNIPEG
CAPITAL RESERVES (continued)

Golf Course Reserve Fund

The Golf Course Reserve Fund was created by City Council on April 28, 1994, to provide funding for enhancements to the Municipal Golf Courses in order to keep them competitive with those in the private sector.

The Director of Planning, Property and Development is the Fund Manager.

Transit Bus Replacement Reserve Fund

On December 15, 1994, City Council approved the establishment of the Transit Bus Replacement Reserve Fund. The purpose of the Reserve is to provide financing for the replacement or refurbishment of transit buses in a scheduled and pragmatic manner. Contributions to this Reserve will be based on a budgeted appropriation from the Transit Department plus proceeds from the disposal of bus equipment and insurance claims on bus equipment written off. Upon the Transit Department making the outlay to replace or refurbish buses, this Reserve will contribute towards that purchase.

The Director of Transit is the Fund Manager.

Computer Replacement Reserve Fund

On March 22, 1995, City Council approved the establishment of the Computer Replacement Reserve Fund. The purpose of the Reserve is to provide financing for the replacement, refurbishing, modifying, or upgrading of personal computer hardware and/or software and to stabilize the effect on the annual budget. Through direct contributions, users contribute an amount to the Reserve for computer equipment based upon the latest actual purchase cost for that type of unit. Other contributions to the Reserve would include investment income.

The Director of Corporate Support Services is the Fund Manager.

Federal Gas Tax Revenue Reserve Fund

City Council, on January 25, 2006, authorized the establishment of the Federal Gas Tax Revenue Reserve Fund. The purpose of the Reserve is to account for funds received from the Province under the Federal Gas Tax Funding Agreement.

On November 18, 2005, the Government of Canada and the Province entered into an agreement on the Transfer of Federal Gas Tax Revenue under the New Deal for Cities and Communities. Under this deal, the Province agreed to administer the funds on behalf of the Federal Government and to conditionally provide the funds to the City, subject to receipt of funding from the Federal Government. The funds are intended specifically for eligible projects such as: Public Transit; Water; Wastewater; Solid Waste; Community Energy Systems; and Active Transportation Infrastructure.

On March 24, 2006, the Province and the City signed the Gas Tax Funding Agreement. The agreement was effective as of April 1, 2005 and continues until March 31, 2015 or unless terminated earlier in accordance with section 10 of the agreement.

On January 12, 2007, City Council authorized that Infrastructure Levies (Gas Tax) be allocated to the Public Works Department for road and bridge projects through the 2007 capital budget process.

On July 16, 2014 City Council authorized that the purpose of the Federal Gas Tax Revenue Reserve be amended to include 18 project categories as listed in Schedule 1 of the most recent Manitoba-City of Winnipeg Municipal Gas Tax Agreement to administer the Canada-Manitoba Administrative Agreement on the Transfer of Federal Gas Tax Revenue. The list of eligible project categories includes local roads and bridges, broadband connectivity, public transit, drinking water, wastewater, solid waste, brownfield redevelopment, sport infrastructure, recreational infrastructure and cultural infrastructure.

The Director of Public Works is the Fund Manager.

Southwest Rapid Transit Corridor Reserve Fund

On March 26, 2008, City Council approved that a Rapid Transit Infrastructure Reserve Fund be established, and that the purpose of the Reserve be to accumulate funds and subsequently to expend on future costs incurred on account of public transit infrastructure, including the construction of rapid transit corridors contemplated in the future.

On October 22, 2008, City Council approved that the purpose of the Rapid Transit Infrastructure Reserve be revised to accumulate funds and subsequently expend on costs incurred on account of public transit infrastructure, including the operation and construction of the rapid transit infrastructure, structures and facilities, development, and other related costs including bus purchases, technology, personnel, and land acquisition.

On January 29, 2013, City Council approved that effective January 1, 2014 the reserve be renamed the Southwest Rapid Transit Corridor - Stage 2 Reserve. In addition the purpose has been revised to: a) accumulate capital funds and subsequently expend such funds on future costs incurred on account of public transit infrastructure, and more specifically, the construction of the Southwest Rapid Transit Corridor - Stage 2, and the purchase of vehicles associated with Stage 2, contemplated in the future; b) contribute to the proposed Jubilee Rapid Transit Station if net proceeds of the disposition of the subject City property are insufficient to cover the City's share, as approved by City Council on October 24, 2012; c) pay for any residual land acquisition settlements for the Southwest Rapid Transit Corridor - Stage 1 project; and d) pay for the ongoing replacement of the 10 buses purchased for the Southwest Rapid Transit Corridor Stage 1 project.

On March 23, 2015 City Council approved that the Reserve be renamed the Southwest Rapid Transit Corridor Reserve.

The Director of Transit is the Fund Manager.

Southwest Rapid Transitway (Stage 2) and Pembina Highway Underpass Payment Reserve

On March 23, 2015 City Council approved the establishment of the Southwest Rapid Transitway (Stage 2) and Pembina Highway Underpass Payment Reserve. The purpose of the Reserve is to set aside funding for the P3 annual service/financing payment commencing in 2020 for the Southwest Rapid Transitway (Stage 2) and Pembina Highway Underpass capital project. On March 22, 2016 City Council approved an amendment to the funding source to be a combination of the dedicated property tax revenue transferred from the General Revenue fund, an annual transfer of $1.7 million per year from the Transit System Fund starting in 2016 and an annual grant from the Province starting in 2020.

The Director of Transit is the Fund Manager.

THE CITY OF WINNIPEG
CAPITAL RESERVES (continued)

Local Street Renewal Reserve Fund

The Local Street Renewal Reserve was established in 2013 to increase investment in local streets, lanes and sidewalks. A separate property tax increase will fund this new reserve each year to ensure a dedicated funding system for local streets. Use of the Local Street Renewal Reserve for purposes other than local streets, lanes, or sidewalk renewals requires approval of 2/3 of City Council.

The Director of Public Works is the Fund Manager.

Regional Street Renewal Reserve Fund

The Regional Street Renewal Reserve was established in 2014 to increase investment in regional streets and sidewalks. A separate property tax increase will fund this new reserve each year to ensure a dedicated funding system for regional streets. Use of the Regional Street Renewal Reserve for purposes other than regional streets, lanes, or sidewalk renewals requires approval of 2/3 of City Council.

The Director of Public Works is the Fund Manager.

THE CITY OF WINNIPEG
CAPITAL RESERVES

FIVE-YEAR REVIEW

December 31
("$" amounts in thousands of dollars)
(unaudited)

	2016	2015	2014	2013	2012
Water Main Renewal Reserve Fund					
Water main renewals funded	**$ 16,081**	$ 14,927	$ 16,314	$ 12,182	$ 15,274
Kilometres of water mains	**2,637**	2,614	2,592	2,585	2,557
Water main repairs	**268**	317	777	695	840
Sewer System Rehabilitation Reserve Fund					
Sewer renewals funded	**$ 9,796**	$ 16,331	$ 23,164	$ 25,653	$ 17,344
Kilometres of sewers	**2,722**	2,608	2,583	2,579	2,549
Kilometres of sewers renewed	**0.23**	0.39	0.38	1.16	1.57
Environmental Projects Reserve Fund					
Transfer from Sewage Disposal System	**$ 16,739**	$ 16,838	$ 16,486	$ 15,986	$ 15,780
Transfer to Sewage Disposal System - capital projects	**$ 6,836**	$ 6,761	$ 11,277	$ 7,991	$ 2,732
Brady Landfill Site Rehabilitation Reserve Fund					
Transfer from Solid Waste Disposal	**$ 357**	$ 175	$ 174	$ 173	$ 200
Waste Diversion Reserve					
Transfer from Solid Waste Disposal	**$ 4,500**	$ 1,000	$ 1,000	$ 1,625	$ -
Golf Course Reserve Fund					
Equity	**$ 343**	$ 453	$ 496	$ 1,325	$ 1,224
Transit Bus Replacement Reserve Fund					
Transfer from/(to) Transit System, net	**$ 4,690**	$ (5,243)	$ 9,521	$ 451	$ (2,036)
Number of buses financed	**13**	45	-	29	40

THE CITY OF WINNIPEG
CAPITAL RESERVES

FIVE-YEAR REVIEW (continued)

December 31
("$" amounts in thousands of dollars)
(unaudited)

	2016	2015	2014	2013	2012
Computer Replacement Reserve Fund					
Allocation of equity:					
Corporate Support Services	**$ 186**	$ 1,018	$ 1,016	$ 900	$ 1,563
Community Services	**78**	123	107	97	224
Public Works	**123**	40	29	188	187
Planning, Property and Development	**88**	79	69	63	55
Audit	**-**	-	-	-	3
Corporate Finance	**-**	-	-	-	1
Chief Administrative Offices	**-**	-	-	-	1
	$ 475	$ 1,260	$ 1,221	$ 1,248	$ 2,034
Federal Gas Tax Revenue Reserve Fund					
Government of Canada funding	**$ 39,840**	$ 47,452	$ 41,014	$ 40,452	$ 40,452
Transfer to General Capital Fund	**$ 36,323**	$ 41,690	$ 39,952	$ 33,710	$ 45,614
Transfer to Transit System - capital projects	**$ 3,517**	$ 5,762	$ 1,062	$ 12,926	$ 5,625
Southwest Rapid Transit Corridor Reserve Fund					
Transfer from/(to) Transit System, net	**$ (523)**	$ (4,200)	$ -	$ (1,094)	$ (1,329)
Local Street Renewal Reserve Fund					
Transfer from General Revenue Fund	**$ 19,000**	$ 14,100	$ 9,200	$ 4,500	$ -
Transfer to General Capital Fund	**$ 18,375**	$ 12,663	$ 8,211	$ 4,000	$ -
Regional Street Renewal Reserve Fund					
Transfer from General Revenue Fund	**$ 14,500**	$ 9,600	$ 4,700	$ -	$ -
Transfer to General Capital Fund	**$ 13,405**	$ 8,519	$ 4,325	$ -	$ -
Southwest Rapid Transitway (Stage 2) and Pembina Highway Underpass Payment Reserve Fund					
Transfer from/(to) Transit System, net	**$ 1,700**	$ -	$ -	$ -	$ -

THE CITY OF WINNIPEG
CAPITAL RESERVES

STATEMENT OF FINANCIAL POSITION

As at December 31
(in thousands of dollars)
(unaudited)

	Water Main Renewal Reserve	Sewer System Rehabilitation Reserve	Environmental Projects Reserve	Brady Landfill Reserve
ASSETS				
Current				
Due from General Revenue Fund (Note 3)	**$ 5,583**	**$ 9,826**	**$ 93,167**	**$ 2,223**
Call loans - General Revenue Fund (Note 4)	**-**	**-**	**-**	**693**
Accounts receivable	**-**	**-**	**-**	**47**
	5,583	**9,826**	**93,167**	**2,963**
Investments (Note 5)	**-**	**-**	**-**	**3,646**
	$ 5,583	**$ 9,826**	**$ 93,167**	**$ 6,609**
LIABILITIES				
Accounts payable	**$ -**	**$ -**	**$ -**	**$ -**
Deferred revenue	**-**	**-**	**-**	**-**
Debt	**-**	**-**	**-**	**-**
	-	**-**	**-**	**-**
EQUITY				
Allocated	**5,583**	**9,826**	**93,167**	**6,609**
Unallocated	**-**	**-**	**-**	**-**
	5,583	**9,826**	**93,167**	**6,609**
	$ 5,583	**$ 9,826**	**$ 93,167**	**$ 6,609**

See accompanying notes to the financial statements

Waste Diversion Reserve	Golf Course Reserve	Transit Bus Replacement Reserve	Computer Replacement Reserve	Federal Gas Tax Reserve	Sub-total
$ 6,612	$ 343	$ 16,250	$ 475	$ 17,225	$ 151,704
-	-	-	-	-	693
-	-	-	-	-	47
6,612	343	16,250	475	17,225	152,444
-	-	-	-	-	3,646
$ 6,612	$ 343	$ 16,250	$ 475	$ 17,225	$ 156,090
$ -	$ -	$ -	$ -	$ -	$ -
-	-	-	-	17,043	17,043
-	-	-	-	-	-
-	-	-	-	17,043	17,043
6,612	-	16,016	475	-	138,288
-	343	234	-	182	759
6,612	343	16,250	475	182	139,047
$ 6,612	$ 343	$ 16,250	$ 475	$ 17,225	$ 156,090

THE CITY OF WINNIPEG
CAPITAL RESERVES

STATEMENT OF FINANCIAL POSITION

As at December 31
(in thousands of dollars)
(unaudited)

	Sub-total Brought Forward	SWRT Corridor Reserve	SWRT Payment Reserve	Local Street Renewal Reserve
ASSETS				
Current				
Due from General Revenue Fund (Note 3)	**$ 151,704**	**$ 4,209**	**$ 1,700**	**$ 527**
Call loans - General Revenue Fund (Note 4)	**693**	**-**	**-**	**-**
Accounts receivable	**47**	**-**	**-**	**-**
	152,444	**4,209**	**1,700**	**527**
Investments (Note 5)	**3,646**	**-**	**-**	**-**
	$ 156,090	**$ 4,209**	**$ 1,700**	**$ 527**
LIABILITIES				
Accounts payable	**$ -**	**$ -**	**$ -**	**$ 89**
Deferred revenue	**17,043**	**-**	**-**	**-**
Debt	**-**	**-**	**-**	**-**
	17,043	**-**	**-**	**89**
EQUITY				
Allocated	**138,288**	**1,144**	**-**	**438**
Unallocated	**759**	**3,065**	**1,700**	**-**
	139,047	**4,209**	**1,700**	**438**
	$ 156,090	**$ 4,209**	**$ 1,700**	**$ 527**

See accompanying notes to the financial statements

Regional Street Renewal Reserve	**Totals 2016**	Totals 2015
$ 668	**$ 158,808**	$ 147,167
-	**693**	71
-	**47**	27
668	**159,548**	147,265
-	**3,646**	3,683
$ 668	**$ 163,194**	$ 150,948
$ 92	**$ 181**	$ 182
-	**17,043**	14,937
-	**-**	-
92	**17,224**	15,119
576	**140,446**	131,957
-	**5,524**	3,872
576	**145,970**	135,829
$ 668	**$ 163,194**	$ 150,948

THE CITY OF WINNIPEG
CAPITAL RESERVES

STATEMENT OF CHANGES IN EQUITY

For the years ended December 31
(in thousands of dollars)
(unaudited)

	Water Main Renewal Reserve	Sewer System Rehabilitation Reserve	Environmental Projects Reserve	Brady Landfill Reserve
Balance, beginning of year	**$ 5,161**	**$ 19,418**	**$ 83,215**	**$ 5,646**
Add:				
Government of Canada transfers	**-**	**-**	**-**	**-**
Transfer from Sewage Disposal System	**-**	**16,000**	**16,739**	**-**
Transfer from Waterworks System	**16,500**	**-**	**-**	**-**
Transfer from Transit System	**-**	**-**	**-**	**-**
Interest earned	**24**	**39**	**405**	**161**
Transfer from General Revenue Fund	**-**	**-**	**-**	**-**
Transfer from Solid Waste Disposal	**-**	**-**	**-**	**357**
Transfer from Municipal Accommodations	**-**	**-**	**-**	**-**
Transfer from Golf Services SOA	**-**	**-**	**-**	**-**
Other	**-**	**-**	**4**	**471**
	16,524	**16,039**	**17,148**	**989**
Deduct:				
Transfer to General Capital Fund	**-**	**1,104**	**-**	**-**
Transfer to Transit System	**-**	**-**	**-**	**-**
Transfer to Sewage Disposal System	**-**	**24,491**	**6,836**	**-**
Transfer to Waterworks System	**16,081**	**-**	**-**	**-**
Purchase of equipment	**-**	**-**	**-**	**-**
Transfer to General Revenue Fund - investment management fee	**21**	**36**	**360**	**26**
Transfer to General Capital Fund - principal and interest	**-**	**-**	**-**	**-**
Transfer to Solid Waste Disposal	**-**	**-**	**-**	**-**
Transfer to Golf Services SOA	**-**	**-**	**-**	**-**
Other	**-**	**-**	**-**	**-**
	16,102	**25,631**	**7,196**	**26**
Balance, end of year	**$ 5,583**	**$ 9,826**	**$ 93,167**	**$ 6,609**

See accompanying notes to the financial statements

Waste Diversion Reserve	Golf Course Reserve	Transit Bus Replacement Reserve	Computer Replacement Reserve	Federal Gas Tax Reserve	Sub-total
$ 2,369	$ 453	$ 11,552	$ 1,260	$ 173	$ 129,247
-	-	-	-	39,840	39,840
-	-	-	-	-	32,739
-	-	-	-	-	16,500
-	-	6,558	-	-	6,558
10	2	70	4	10	725
-	-	-	1,741	-	1,741
4,500	-	-	-	-	4,857
-	-	-	11	-	11
-	140	-	-	-	140
-	-	-	-	-	475
4,510	142	6,628	1,756	39,850	103,586
-	-	-	-	36,324	37,428
-	-	1,868	-	3,517	5,385
-	-	-	-	-	31,327
-	-	-	-	-	16,081
-	-	-	1,476	-	1,476
9	2	62	4	-	520
-	-	-	1,061	-	1,061
258	-	-	-	-	258
-	250	-	-	-	250
-	-	-	-	-	-
267	252	1,930	2,541	39,841	93,786
$ 6,612	$ 343	$ 16,250	$ 475	$ 182	$ 139,047

THE CITY OF WINNIPEG
CAPITAL RESERVES

STATEMENT OF CHANGES IN EQUITY

For the years ended December 31
(in thousands of dollars)
(unaudited)

	Sub-total Brought Forward	SWRT Corridor Reserve	SWRT Payment Reserve	Local Street Renewal Reserve
Balance, beginning of year	**$ 129,247**	**$ 4,729**	**$ -**	**$ 1,236**
Add:				
Government of Canada transfers	**39,840**	**-**	**-**	**-**
Transfer from Sewage Disposal System	**32,739**	**-**	**-**	**-**
Transfer from Waterworks System	**16,500**	**-**	**-**	**-**
Transfer from Transit System	**6,558**	**-**	**1,700**	**-**
Interest earned	**725**	**21**	**2**	**5**
Transfer from General Revenue Fund	**1,741**	**-**	**-**	**19,000**
Transfer from Solid Waste Disposal	**4,857**	**-**	**-**	**-**
Transfer from Municipal Accommodations	**11**	**-**	**-**	**-**
Transfer from Golf Services SOA	**140**	**-**	**-**	**-**
Other	**475**	**-**	**-**	**-**
	103,586	**21**	**1,702**	**19,005**
Deduct:				
Transfer to General Capital Fund	**37,428**	**-**	**-**	**18,375**
Transfer to Transit System	**5,385**	**523**	**-**	**-**
Transfer to Sewage Disposal System	**31,327**	**-**	**-**	**-**
Transfer to Waterworks System	**16,081**	**-**	**-**	**-**
Purchase of equipment	**1,476**	**-**	**-**	**-**
Transfer to General Revenue Fund - investment management fee	**520**	**18**	**2**	**5**
Transfer to General Capital Fund - principal and interest	**1,061**	**-**	**-**	**1,413**
Transfer to Solid Waste Disposal	**258**	**-**	**-**	**-**
Transfer to Golf Services SOA	**250**	**-**	**-**	**-**
Other	**-**	**-**	**-**	**10**
	93,786	**541**	**2**	**19,803**
	-			
Balance, end of year	**$ 139,047**	**$ 4,209**	**$ 1,700**	**$ 438**

See accompanying notes to the financial statements

Regional Street Renewal Reserve	Totals 2016	Totals 2015
$ 617	**$ 135,829**	$ 127,050
-	**39,840**	47,452
-	**32,739**	37,238
-	**16,500**	16,500
-	**8,258**	5,596
4	**757**	964
14,500	**35,241**	23,838
-	**4,857**	1,175
-	**11**	11
-	**140**	150
-	**475**	42
14,504	**138,818**	132,966
13,405	**69,208**	63,827
-	**5,908**	20,801
-	**31,327**	22,163
-	**16,081**	14,927
-	**1,476**	105
4	**549**	538
1,095	**3,569**	1,574
-	**258**	(54)
-	**250**	168
41	**51**	138
14,545	**128,677**	124,187
$ 576	**$ 145,970**	$ 135,829

THE CITY OF WINNIPEG
CAPITAL RESERVES

NOTES TO THE FINANCIAL STATEMENTS

December 31, 2016
(all tabular amounts are in thousands of dollars, unless otherwise noted)
(unaudited)

1. Significant Accounting Policies

The preparation of periodic financial statements necessarily involves the use of estimates and approximations because the precise determination of financial data frequently depends upon future events. These financial statements have been prepared by management within reasonable limits of materiality and within the framework of accounting policies summarized below.

a) Basis of presentation

The Capital Reserves follow the fund basis of reporting. Funds are segregated for the purpose of carrying on specific activities or attaining certain objectives in accordance with special regulations, restrictions or limitations. The Capital Reserves include the following:

Water Main Renewal Reserve Fund
Sewer System Rehabilitation Reserve Fund
Environmental Projects Reserve Fund
Brady Landfill Site Rehabilitation Reserve Fund
Waste Diversion Reserve Fund
Golf Course Reserve Fund
Transit Bus Replacement Reserve Fund
Computer Replacement Reserve Fund
Federal Gas Tax Revenue Reserve Fund
Southwest Rapid Transit Corridor Reserve Fund
Local Street Renewal Reserve Fund
Regional Street Renewal Reserve
Southwest Rapid Transitway (Stage 2) and Pembina Hwy Underpass Pmt Reserve Fund

b) Basis of accounting

The financial statements are prepared using the accrual basis of accounting. The accrual basis of accounting records revenues as they are earned and measurable. Expenses are recognized as they are incurred and measurable based upon receipt of goods or services and/or the creation of a legal obligation to pay.

c) Investment in bonds

Bonds are carried at cost plus accumulated amortization. Discounts and premiums arising on the purchase of these investments are amortized over the remaining terms to maturity with annual amortization computed at amounts which, when combined with actual income received result in a constant effective yield on the amortized book value.

d) Bond coupons

Bond coupons are carried at cost plus accrued income. Income is accrued on the book value of the investments at a rate equivalent to the effective yield of each investment.

e) Deferred revenue

The City of Winnipeg ("the City") receives funds dedicated to the acquisition of specific tangible capital assets. When capital funds are received but the funding has not been used in the year to acquire tangible capital assets, the funding will be reported as deferred revenue and taken into income in future years when the cost is incurred.

1. Significant Accounting Policies (continued)

f) Government transfers

Government transfers are transfers of monetary assets or tangible capital assets to or from the City that are not the result of an exchange transaction, a direct financial return, or expected to be repaid in the future.

Government transfers received are recognized in the fund financial statements as revenue in the financial period in which the transfers are authorized, any eligibility criteria have been met, stipulations, if any, have been met and reasonable estimates of the amounts can be determined.

Stipulations attached to transfers to the City that give rise to an obligation on the City's behalf, are deferred in the consolidated financial statements to the extent that the obligation meets the definition of a liability.

2. Status of the Capital Reserves

Water Main Renewal Reserve Fund

City Council, on February 18, 1981, authorized the establishment of a Water Main Renewal Reserve Fund for the purpose of financing, from one source, the renewal of water mains. The Reserve was established in 1981 by the transfer of $2.0 million of frontage levy revenue from the Waterworks System Fund.

On September 24, 2008, City Council authorized the amendment of the Frontage Levy By-law No. 7958/2002 and approved that effective 2009, frontage levy revenue collected from property taxes would be reported in the General Revenue Fund to pay for the upgrading, repair, replacement and maintenance of streets and sidewalks. Therefore, the sources of funding for the Water Main Renewal Reserve Fund are revenues from water rates, which are transferred from the Waterworks System Fund, and interest.

The Director of Water and Waste is the Fund Manager.

Sewer System Rehabilitation Reserve Fund

City Council, on May 27, 1992, authorized the establishment of a Combined Sewer Renewal Reserve Fund for the rehabilitation of combined sewers. City Council also authorized the establishment of a Wastewater Sewer Renewal Reserve Fund for the renewal and rehabilitation of wastewater sewers. Funding for both Reserves was provided from the frontage levy identified for this purpose in By-law No. 549/73 (amended by By-law No. 7138/97).

On September 27, 2006, City Council approved the consolidation of the Combined Sewer Renewal Reserve and the Wastewater Sewer Renewal Reserve Funds into the Sewer System Rehabilitation Reserve Fund, which was effective on October 1, 2006.

On December 15, 2009, City Council authorized, by way of approval of the Capital Budget, that effective 2009, the frontage levy revenue collected on property taxes was phased out as of 2011. The frontage levy is being reported in the General Revenue Fund to pay for the upgrading, repair, replacement and maintenance of streets and sidewalks. The sources of funding for the Sewer System Rehabilitation Reserve Fund are revenues from sewer rates, which are transferred from Sewage Disposal System Fund, and interest.

The Director of Water and Waste is the Fund Manager.

2. Status of the Capital Reserves (continued)

Environmental Projects Reserve Fund

City Council, on December 17, 1993, authorized the establishment of a River Quality Environmental Studies Reserve Fund for the purpose of providing funding for environmental studies for river quality. City Council, on January 24, 1996, changed the name of this Reserve to the Environmental Projects Reserve Fund to more accurately reflect the environmental nature of the projects funded by this Reserve.

The Reserve has funded ammonia, nitrification and combined sewer overflow ("CSO") studies. It now funds a portion of the wastewater collection and treatment system improvements as directed by the Province of Manitoba ("the Province"). This includes effluent disinfection, centrate treatment, biological nutrient removal, CSO mitigation infrastructure and biosolids.

The Reserve is financed through a monthly transfer from the Sewage Disposal System Fund. The 2016 sewer rate includes a provision of 0.3100 cents (2015 - 0.2800 cents) per cubic meter of billed water consumption to fund this transfer.

The Director of Water and Waste is the Fund Manager.

Brady Landfill Site Rehabilitation Reserve Fund

City Council, on December 17, 1993, authorized the establishment of a Brady Landfill Site Rehabilitation Reserve Fund for the purpose of providing funding for the future development of the Brady Landfill Site.

The Reserve is financed through a monthly transfer from the Solid Waste Disposal Fund. The landfill tipping fee includes a provision of $1.00 (2015 - 50 cents) per tonne for each tonne disposed at the Brady Road Landfill to fund this transfer.

The Director of Water and Waste is the Fund Manager.

Waste Diversion Reserve Fund

On October 19, 2011, City Council approved the establishment of the Waste Diversion Reserve Fund for the purpose of funding waste diversion programs and projects. The reserve is to be funded by surplus monies collected through the waste diversion services user fee. The first transfer to the reserve occurred in 2013.

The Director of Water and Waste is the Fund Manager.

Golf Course Reserve Fund

City Council, on April 28, 1994, authorized the establishment of a Golf Course Reserve Fund for capital expenses required for the enhancement of the Municipal Golf Courses operated by Golf Services - Special Operating Agency.

The Director of Planning, Property and Development is the Fund Manager.

2. Status of the Capital Reserves (continued)

Computer Replacement Reserve Fund

On March 22, 1995, City Council approved the establishment of the Computer Replacement Reserve Fund. The purpose of the Reserve is to provide financing for the replacement, refurbishing, modifying, or upgrading of personal computer hardware and/or software and to stabilize the effect on the annual budget. Through direct contributions, users contribute an amount to the Reserve for computer equipment based upon the latest actual purchase cost for that type of unit. Other contributions to the Reserve would include investment income.

The Director of Corporate Support Services is the Fund Manager.

Federal Gas Tax Revenue Reserve Fund

City Council, on January 25, 2006, authorized the establishment of a Federal Gas Tax Revenue Reserve Fund. The purpose of this Reserve is to administer and account for funds received from the Province under the Federal Gas Tax Funding Agreement.

On November 18, 2005, the Government of Canada and the Province entered into an agreement on the Transfer of Federal Gas Tax Revenue under the New Deal for Cities and Communities. Under the deal, the Province agreed to administer the funds on behalf of the Federal Government and to conditionally provide the funds to the City, subject to receipt of funding from the Federal Government. The funds are specifically for eligible projects in the areas of: Public Transit; Water; Wastewater; Solid Waste; Community Energy Systems; and Active Transportation Infrastructure.

On March 24, 2006, the Province and the City signed the Gas Tax Funding Agreement. The agreement is effective April 1, 2005 and continues until March 31, 2015 or unless terminated earlier in accordance with section 10 of the agreement.

On January 12, 2007, City Council authorized that Infrastructure Levies (Gas Tax) be allocated to the Public Works Department for road and bridge projects through the 2007 capital budget process.

On July 16, 2014 City Council authorized that the purpose of the Federal Gas Tax Revenue Reserve be amended to include 18 project categories as listed in Schedule 1 of the most recent Manitoba-City of Winnipeg Municipal Gas Tax Agreement to administer the Canada-Manitoba Administrative Agreement on the Transfer of Federal Gas Tax Revenue. The list of eligible project categories includes local roads and bridges, broadband connectivity, public transit, drinking water, wastewater, solid waste, brownfield redevelopment, sport infrastructure, recreational infrastructure and cultural infrastructure.

The Director of Public Works is the Fund Manager.

2. Status of the Capital Reserves (continued)

Southwest Rapid Transit Corridor Reserve Fund

On March 26, 2008, City Council approved that a Rapid Transit Infrastructure Reserve Fund be established, and that the purpose of the Reserve be to accumulate funds and subsequently to expend on future costs incurred on account of public transit infrastructure, including the construction of rapid transit corridors contemplated in the future.

On October 22, 2008, City Council approved that the purpose of the Rapid Transit Infrastructure Reserve Fund be revised to accumulate funds and subsequently expend on costs incurred on account of public transit infrastructure, including the operation and construction of the rapid transit infrastructure, structures and facilities, development, and other related costs including bus purchases, technology, personnel, and land acquisition.

On January 29, 2013, City Council approved that effective January 1, 2014 the reserve be renamed the Southwest Rapid Transit Corridor - Stage 2 Reserve. In addition the purpose has been revised to: a) accumulate capital funds and subsequently expend such funds on future costs incurred on account of public transit infrastructure, and more specifically, the construction of the Southwest Rapid Transit Corridor - Stage 2, and the purchase of vehicles associated with Stage 2, contemplated in the future; b) contribute to the proposed Jubilee Rapid Transit Station if net proceeds of the disposition of the subject City property are insufficient to cover the City's share, as approved by City Council on October 24, 2012; c) pay for any residual land acquisition settlements for the Southwest Rapid Transit Corridor - Stage 1 project; and d) pay for the ongoing replacement of the 10 buses purchased for the Southwest Rapid Transit Corridor Stage 1 project.

On March 23, 2015 City Council approved that the Reserve be renamed the Southwest Rapid Transit Corridor Reserve.

The Director of Transit is the Fund Manager.

Southwest Rapid Transitway (Stage 2) and Pembina Highway Underpass Payment Reserve Fund

On March 23, 2015 City Council approved the establishment of the Southwest Rapid Transitway (Stage 2) and Pembina Highway Underpass Payment Reserve. The purpose of the Reserve is to set aside funding for the P3 annual service/financing payment commencing in 2020 for the Southwest Rapid Transitway (Stage 2) and Pembina Highway Underpass capital project. On March 22, 2016 City Council approved an amendment to the funding source to be a combination of the dedicated property tax revenue transferred from the General Revenue fund, an annual transfer of $1.7 million per year from the Transit System Fund starting in 2016 and an annual grant from the Province starting in 2020.

The Director of Transit is the Fund Manager.

Local Street Renewal Reserve Fund

The Local Street Renewal Reserve was established in 2013 to increase investment in local streets, lanes and sidewalks. A separate property tax increase will fund this new reserve each year to ensure a dedicated funding system for local streets. Use of the Local Street Renewal Reserve for purposes other than local streets, lanes, or sidewalk renewals requires approval of 2/3 of City Council.

The Director of Public Works is the Fund Manager.

2. Status of the Capital Reserves (continued)

Regional Street Renewal Reserve Fund

The Regional Street Renewal Reserve was established in 2014 to increase investment in regional streets and sidewalks. A separate property tax increase will fund this new reserve each year to ensure a dedicated funding system for local streets. Use of the Regional Street Renewal Reserve for purposes other than regional streets or sidewalk renewals requires approval of 2/3 of City Council.

The Director of Public Works is the Fund Manager.

3. Due from General Revenue Fund

The City of Winnipeg operates a centralized treasury function with a single operating bank account in the General Revenue Fund. Consequently, these funds do not have a bank account. Bank transactions are credited or charged to the "Due from" account when they are processed through the bank. Interest is credited or charged based on the City's average short-term earnings (cost of funds) on the single bank account, which is a function of the Bank of Canada rate. The December 31, 2016 effective interest rate was 0.45% (2015 - 0.45%).

4. Call Loans - General Revenue Fund

Call loans represent short-term investments with the General Revenue Fund which are callable by the Fund upon one business day notice. Call loans are recorded at cost, which together with accrued interest income, approximates fair value.

5. Investments

	2016	2015
Marketable securities		
Provincial bonds and bond coupons	**$ 1,497**	$ 1,497
Municipal bonds	**2,149**	2,186
	$ 3,646	$ 3,683

The aggregate market value of marketable securities at December 31, 2016 was $3,738 thousand (2015 - $4,283 thousand).

THE CITY OF WINNIPEG
SPECIAL PURPOSE RESERVES

The City of Winnipeg ("the City") operates eighteen Special Purpose Reserves to account for the use of designated revenue for specific purposes. These Reserves are as follows:

Workers Compensation Reserve Fund

Under the terms of By-law No. 9802 of the former City of Winnipeg, provision was made for the establishment of a Workers Compensation Reserve Fund. On January 1, 1972, as a result of the amalgamation of the City of Winnipeg with former area municipalities, The Workers Compensation Reserve Fund was established in accordance with Section 338 of the former City of Winnipeg Act.

The City administers its workers compensation program on a self-insured basis. In lieu of paying premiums to the Workers Compensation Board of Manitoba, the City pays actual costs incurred plus an administration charge. Departments are charged an array of actual costs as well as surcharges related to financing fatality pensions and upgrades of benefits. The net result is that costs and surcharges are transferred to/from the Workers Compensation Reserve Fund. The Workers Compensation Reserve Fund serves to counteract any budgetary fluctuation from year to year that would result from a work related incident of major proportions.

On April 29, 2015, Council approved an amendment to the purpose of the Workers Compensation Reserve
1) to include Permanent Partial Impairment awards for occupational disease claims and
2) that pension surplus/deficit from Workers Compensation Board be accounted for in the Workers Compensation Reserve.

The Corporate Controller is the Fund Manager.

Perpetual Maintenance Funds
(Brookside, St. Vital and Transcona Cemeteries)

The terms of By-law No. 14725 of the former City of Winnipeg, passed on April 8, 1935, created a fund for the perpetual care and maintenance of Brookside Cemetery. Later on By-law No. 1996/78, also created funds for the perpetual care and maintenance of St. Vital and Transcona Cemeteries.

Section 29 of By-law No. 5720/91 amending and restating By-law 1996/78, relating to Cemeteries, sets forth the purpose and use of the Perpetual Maintenance Funds.

These funds are for the purpose of creating, building up, and maintaining a perpetual maintenance fund for the care and maintenance of Brookside, St. Vital, and Transcona Cemeteries. There shall be paid to the Sinking Fund Trustees of The City of Winnipeg, during specified years and not later than the first day of June of each of the years, a sum equal to twenty-five per centum of the proceeds of the sale of plots and graves in cemeteries sold during the preceding year. The monies shall be so paid over to the Trustees for investment and administration and shall be treated in the same manner as interest and sinking fund charges. Commencing the first day of January 1991, and upon each and every first day of January thereafter the Trustees shall pay out fifty per centum of the yearly earnings of the fund for the previous year to the City. The yearly earnings shall be applied to offset the cost of the care and maintenance of the Cemeteries.

The Sinking Fund Trustees were also empowered to accept deposits in respect of perpetual maintenance of individual cemetery plots.

On January 1, 2003, The City of Winnipeg Act was replaced with new legislation entitled The City of Winnipeg Charter. Under this new legislation the investment and administration of the funds has been transferred to the City's administration.

The Director of Planning, Property and Development is the Funds Manager.

THE CITY OF WINNIPEG
SPECIAL PURPOSE RESERVES (continued)

Insurance Reserve Fund

In 1960, the Insurance Reserve Fund was established. The reserve was to be used for the purpose of replacing or repairing City properties and/or contents that had been damaged by fire or any other cause. In 1973, the use of the Insurance Reserve Fund also included the purpose of paying for any other losses that the City might incur in any part of its self-insurance program. Such uses would include third party liability claims, or property damage claims, including motor vehicles.

The Corporate Controller is the Fund Manager.

Contributions in Lieu of Land Dedication Reserve Fund

On January 10, 1973, City Council adopted the policy that cash payments received by the City in lieu of land dedication for open space be deposited in a fund to the credit of each community. On January 17, 1979, City Council amended that policy to permit proceeds from the sale of surplus Parks and Recreation lands to be deposited to the Contributions in Lieu of Land Dedication Reserve Fund account of the respective community. On September 19, 1990, City Council adopted the recommendation that revenue would be apportioned amongst the communities on the basis of 75% to the account of the community in which the revenue was collected and 25% to be divided equally amongst all communities. This change was phased in over three years commencing in 1991.

Expenses are limited to the acquisition or improvement of land for parks, recreation facilities, or open space.

The Director of Planning, Property and Development is the Fund Manager.

Land Operating Reserve Fund

City Council, on May 16, 1973, authorized the establishment of a Land Operating Reserve Fund to reduce the need for the issuance and sale of debentures in connection with the acquisition cost of properties for resale.

Disbursements from this Reserve are limited to the acquisition cost of properties for resale, and any other expenses directly related to the acquisition, sale and improvement of disposable City properties. Use of the Reserve's funds for any other purpose requires the authorization of City Council. This Reserve is maintained by the proceeds from the sale of City-owned properties and interest earned.

In accordance with City Council directives, 5% of the gross sales revenue is allocated to the Historical Building Program, another 5% of gross sales revenue is allocated to the Enhanced Land Marketing Program to finance those activities necessary to facilitate the sale of surplus lands and 15% is allocated to the Community Centre Renovation Grant Program annually, subject to Council approval.

City Council, on July 19, 1999, adopted a policy that in order to sustain the business operations supported by the Reserve, equity be allowed to accumulate within the Reserve sufficient to eliminate the inter-fund debt owing to the General Revenue Fund created in past years. Any surplus funds greater than the amount required for the purposes of the Land Operating Reserve Fund and meeting the annual budgeted transfer to the General Revenue Fund is to be transferred to the Commitment Reserve Fund.

The Director of Planning, Property and Development is the Fund Manager.

Wading and Outdoor Pool Extended Season Reserve Fund

The Recreation Programming Reserve Fund was created by City Council on October 6, 1976 from cumulative surpluses and deficits of former Parks and Recreation Boards and Commissions as at December 31, 1976. These funds along with any forthcoming revenues and expenses were to be segregated by Community Committee and used for recreation programming projects in that Community.

With the adoption of the 2006 tax-supported budget, City Council approved a specific sub-component of the Recreation Programming Reserve dedicated to the annual extension of the regularly scheduled wading pool and outdoor pool season.

With the adoption of the 2013 tax-supported budget City Council approved the Recreation Programming Reserve be renamed the Wading and Outdoor Pool Extended Season Reserve and that the original recreation programming subcomponent of the Recreation Programming Reserve be closed.

The Reserve is funded with annual transfer from the General Revenue Fund with adjustments made during the year depending on the actual cost of the extended season.

With the adoption of the 2014 tax-supported budget City Council approved elimination of water charges to City pools reducing the budgeted transfer from the General Revenue Fund to $351,800 annually beginning in 2014 (from $490,000 in 2013) with adjustments made during the year depending on the actual cost of the extended season.

The Director of Community Services is the Fund Manager.

Snow Clearing Reserve Fund

The purpose of the fund is to absorb unexpected snowfall costs in years where the City experienced above average snowfall levels.

On December 14, 2004, City Council approved the establishment of a new Snow Clearing Reserve with the same purpose and guidelines as the former Reserve (established on March 22, 1995) with the exception that City Council may, at its discretion, approve a transfer from the Reserve to cover snow clearing costs greater than or other than as stipulated by the Reserve. Contributions to the Reserve would be the surplus from the annual operating snow clearing budget. The Reserve balance should never exceed $10.9 million.

On March 26, 2008, City Council further approved that the former restrictions on charges to the Snow Clearing Reserve in any one year be rescinded, and that no minimum balance be required (previously set at $5.0 million) before any charges can be made to the Reserve.

The Director of Public Works is the Fund Manager.

Commitment Reserve Fund

On March 12, 1998, City Council approved the establishment of the Commitment Reserve Fund. The purpose of the fund is to allow departments to carry forward committed budget dollars to the succeeding year thereby eliminating the need to re-budget. Contributions to the Reserve must be spent in the year following the transfer. However, contributions can be retained in the Reserve beyond the following year only if approved by the Fund Manager, otherwise the unspent amount must be transferred to the Financial Stabilization Reserve Fund.

On July 19, 1999, City Council further approved that at year-end, on an annual basis, any surplus funds greater than the amount required for the purposes of the Land Operating Reserve Fund be transferred to the Commitment Reserve Fund, which can then only be spent on one-time or capital costs in the following year. As with other contributions to this Reserve, the funds must be spent in the year following the transfer, otherwise the unspent amount may be transferred to the Financial Stabilization Reserve Fund.

The Chief Financial Officer is the Fund Manager.

Heritage Investment Reserve Fund

The Heritage Investment Reserve Fund was created by City Council on June 21, 2000. It funds all City and City-sponsored heritage programs and acts as a revolving fund so that future funding of heritage programs can be sustained and thereby reduces the need to obtain additional funding. An important source of ongoing funding for the Reserve will be incremental tax revenues from projects financed by the Fund.

The Director of Planning, Property and Development is the Fund Manager.

Housing Rehabilitation Investment Reserve Fund

The Housing Rehabilitation Investment Reserve Fund was created by City Council on June 21, 2000. It funds City housing programs not provided for in operating budgets. It was intended that this Reserve act as a revolving fund so that incremental tax revenues resulting from housing programs in which the Reserve invested would be returned to the Reserve to finance future projects. The Reserve continues to support housing programs in Housing Improvement Zones as well as the Aboriginal Housing Program and is funded by an annual transfer from the General Revenue Fund. Since 2012, the City has acted as the 'Community Entity' for the delivery of the federal government's Homelessness Partnering Strategy ("HPS"), the related revenues and expenditures being recorded in the Reserve. Funding received covers the cost of grants provided under two HPS program streams ("Designated Community" and "Aboriginal Homelessness") as well as administrative expenditures.

The Director of Planning, Property and Development is the Fund Manager.

Economic Development Investment Reserve Fund

The Economic Development Investment Reserve Fund was created by City Council on June 21, 2000. It is intended to fund City economic development incentive and investment projects. This Reserve invests directly in particular projects rather than be a funding mechanism for programs. The incremental portion of realty and business taxes generated by projects in which the fund has invested will be returned to the Reserve until the original investment has been repaid.

The Director of Planning, Property and Development is the Fund Manager.

General Purpose Reserve Fund

On March 15, 2000, City Council approved the establishment of the Pension Surplus Reserve Fund. The Reserve was funded by the retroactive refund of pension contributions for 1998 and 1999. City Council also approved that the purpose of the Reserve and further details including the use of these funds be subsequently determined by City Council.

On March 15, 2000, City Council approved the establishment of the Pension Stabilization Reserve Fund. The Reserve was funded by ongoing savings from the partial pension contribution holiday that were not used for operations. The purpose of the Reserve was to support general operating expenditures thereby reducing the amount of revenue to be raised through property taxation, in order to share the benefits of the surplus with the citizens of Winnipeg. The use of funds from the Reserve was contingent upon approval by City Council.

On May 23, 2001, City Council approved the amalgamation of the Pension Stabilization Reserve and Pension Surplus Reserve Funds and the new Fund be renamed the General Purpose Reserve Fund.

On October 28, 2015, City Council approved an amendment to the Councillors' Ward Allowance (CWA) Policy, Year end section on page 6, to include the following: "Any expenses not charged to the current year's CWA should be charged to the carry over fund established by the Ward Councillor, wherever possible, and that the carry over funds be established as a permitted use in the general purpose reserve."

The Chief Financial Officer is the Fund Manager.

Multiple-Family Dwelling Tax Investment Reserve Fund

On May 22, 2002, City Council approved the establishment of the Multiple-Family Dwelling Tax Investment Reserve Fund. The Reserve is designed to act as a bank that accumulates incremental taxes generated by approved multi-family dwelling construction/rehabilitation projects. When the incremental taxes for each project accumulates to the pre-approved amount, the balance is paid back to the applicant developer as a "Tax Incentive Grant".

The Director of Planning, Property and Development is the Fund Manager.

Insect Control Urgent Expenditures Reserve Fund

On March 23, 2005, City Council approved the establishment of the Insect Control Urgent Expenditures Reserve Fund. The purpose of the fund is to absorb unexpected costs for mosquito control in years where the City of Winnipeg experiences above average response levels.

The Reserve balance should never exceed $3.0 million and the Chief Administrative Officer has the authority to over-expend to a maximum of $3.0 million in the event of insufficient funds.

The Director of Public Works is the Fund Manager.

Permit Reserve Fund

On March 20, 2007, City Council approved the establishment of the Permit Reserve Fund. The purpose of the Reserve is to mitigate revenue shortfalls and fund temporary staffing needs during busy periods through economic boom/bust cycles. The Reserve is also meant to provide a source of funds for service and system improvements. The Reserve is funded by the excess of permit revenue in the General Revenue Fund compared to budget in any given year. The balance in the Reserve is capped at $3.0 million and any surplus funds over and above the cap are to be transferred to the General Revenue Fund.

On March 22, 2011, City Council approved the cap be revised to $2.0 million and any surplus funds above the cap be transferred to the Planning, Property and Development Department that is reported in the General Revenue Fund.

The Director of Planning, Property and Development is the Fund Manager.

THE CITY OF WINNIPEG
SPECIAL PURPOSE RESERVES (continued)

Destination Marketing Reserve Fund

On October 22, 2008, City Council approved the creation of the Destination Marketing Reserve Fund with an effective date of January 1, 2009. The purpose of the Reserve is to support Economic Development Winnipeg Inc., The Convention Centre Corporation and special events including other organizations, projects and events that will encourage tourists to visit Winnipeg. The source of revenue for the Reserve is a 5% accommodation tax, which was adopted by City Council on April 23, 2008.

The Chief Financial Officer is the Fund Manager.

THE CITY OF WINNIPEG
SPECIAL PURPOSE RESERVES

FIVE-YEAR REVIEW

December 31
("$" amounts in thousands of dollars)
(unaudited)

	2016	2015	2014	2013	2012
Workers Compensation Reserve Fund					
Call loans - General					
Revenue Fund	**$ 5,081**	$ 736	$ 1,133	$ 2,633	$ 3,367
Investments	**$ -**	$ 4,001	$ 4,052	$ 2,083	$ 1,000
Interest earned	**$ 25**	$ 61	$ 66	$ 55	$ 47
Brookside Cemetery Reserve Fund					
Call loans - General					
Revenue Fund	**$ 749**	$ 13	$ 237	$ 468	$ 470
Investments	**$ 15,509**	$ 15,561	$ 14,590	$ 13,848	$ 13,344
Interest earned	**$ 645**	$ 644	$ 624	$ 618	$ 612
St. Vital Cemetery Reserve Fund					
Call loans - General					
Revenue Fund	**$ 97**	$ 60	$ 60	$ 40	$ 5
Investments	**$ 1,046**	$ 1,046	$ 800	$ 799	$ 799
Interest earned	**$ 34**	$ 33	$ 33	$ 36	$ 34
Transcona Cemetery Reserve Fund					
Call loans - General					
Revenue Fund	**$ 95**	$ 76	$ 43	$ 25	$ 5
Investments	**$ 697**	$ 696	$ 565	$ 564	$ 563
Interest earned	**$ 23**	$ 23	$ 25	$ 25	$ 25
Insurance Reserve Fund					
Call loans - General					
Revenue Fund	**$ 3,646**	**$** 428	$ 2,328	$ 4,841	$ 5,603
Investments	**$ -**	**$** 1,000	$ 5,064	$ 3,124	$ 1,000
Interest earned	**$ 7**	**$** 60	$ 94	$ 74	$ 59
Contributions in Lieu of Land Dedication Reserve Fund					
Cash dedications revenue	**$ 1,219**	$ 697	$ 3,464	$ 1,108	$ 752
Interest earned	**$ 34**	$ 42	$ 64	$ 47	$ 46
Park improvement expenses	**$ 893**	$ 919	$ 1,363	$ 827	$ 432
Land Operating Reserve Fund					
Number of properties sold	**31**	28	47	27	48
Number acquired - tax sale	**11**	13	5	10	2
Number exchanged	**2**	-	1	-	1
Wading and Outdoor Pool Extended Season Reserve Fund					
Transfer from					
General Revenue Fund	**$ 487**	$ 405	$ 352	$ 536	$ 279
Total expenses	**$ 488**	$ 469	$ 291	$ 543	$ 550

THE CITY OF WINNIPEG
SPECIAL PURPOSE RESERVES

FIVE-YEAR REVIEW (continued)

December 31
("$" amounts in thousands of dollars)
(unaudited)

	2016	2015	2014	2013	2012
Snow Clearing Reserve Fund					
Transfer (to)/from					
General Revenue Fund	**$ -**	$ -	$ -	$ -	$ -
Commitment Reserve Fund					
Allocation of equity:					
Corporate and other	**$ 1,130**	$ 368	$ 171	$ 950	$ 3,308
Planning, Property and Development		100	499	46	494
Community Services	**89**	455	22	347	441
Police Service	**249**	3,082	2,467	700	205
Corporate Support Services	**-**	-	-	296	150
Fire Paramedic Services	**200**	120	246	648	-
Public Works	**120**	560	334	1,106	-
Assessment and Taxation	**-**	-	-	-	-
	$ 1,788	$ 4,685	$ 3,739	$ 4,093	$ 4,598
Heritage Investment Reserve Fund					
Municipal realty tax revenue	**$ 804**	$ 780	$ 646	$ 983	$ 1,095
Housing Rehabilitation Investment Reserve Fund					
Grant expense	**$ 6,640**	$ 4,541	**$** 7,534	$ 340	$ 852
Economic Development Investment Reserve Fund					
Municipal realty tax revenue	**$ 2,442**	$ 2,402	$ 2,003	$ 210	$ 648
General Purpose Reserve Fund					
Net transfer from (to) General Revenue Fund	**$ (16,212)**	**$** 15,502	$ (2,279)	$ (12,500)	$ 5,158
Net transfer from (to) General Capital Fund	**$ -**	**$** -	$ -	$ (275)	$ (370)
Grants	**$ -**	**$** -	$ -	$ -	$ -
Interest earned	**$ 40**	**$** 3	$ 17	$ 85	$ 102
Multiple-Family Dwelling Tax Investment Reserve Fund					
Municipal realty tax revenue	**$ 1,919**	$ 854	$ -	$ 2,081	$ 2,198
Interest earned	**$ 24**	$ 32	$ 61	$ 67	$ 51
Insect Control Urgent Expenditures Reserve Fund					
Net transfer from (to) General Revenue Fund	**$ (427)**	**$** 647	$ (1,008)	$ 436	$ 153

THE CITY OF WINNIPEG
SPECIAL PURPOSE RESERVES

FIVE-YEAR REVIEW (continued)

December 31
("$" amounts in thousands of dollars)
(unaudited)

	2016	2015	2014	2013	2012
Permit Reserve Fund					
Net transfer (to) from General Revenue Fund	**$ 489**	$ 651	$ (1,000)	$ (13)	$ (30)
Destination Marketing Reserve Fund					
Accommodation tax revenue	**$ 10,165**	$ 9,017	$ 7,855	$ 7,451	$ 7,684
Grants expense:					
Economic Development Winnipeg Inc.	**$ 3,794**	$ 2,993	$ 2,560	$ 2,619	$ 2,989
The Convention Centre Corporation Inc.	**1,500**	-	-	1,924	2,155
	$ 5,294	$ 2,993	$ 2,560	$ 4,543	$ 5,144

THE CITY OF WINNIPEG
SPECIAL PURPOSE RESERVES

STATEMENT OF FINANCIAL POSITION

As at December 31
(in thousands of dollars)
(unaudited)

	Workers Compensation Reserve	Brookside Cemetery Reserve	St. Vital Cemetery Reserve	Sub-Total
ASSETS				
Current				
Due from (to) General Revenue Fund (Note 3)	$ -	$ -	$ -	$ -
Call loans - General Revenue Fund (Note 4)	**5,081**	**749**	**97**	**5,927**
Accounts receivable	-	**135**	**9**	**144**
Land held for resale	-	-	-	-
	5,081	**884**	**106**	**6,071**
Investments (Note 5)	-	**15,509**	**1,046**	**16,555**
Investments in government business (Note 6)	-	-	-	-
Land	-	-	-	-
Deferred charges	-	-	-	-
	$ 5,081	**$ 16,393**	**$ 1,152**	**$ 22,626**
LIABILITIES				
Current				
Accounts payable	$ -	$ -	$ -	$ -
Deferred Revenue	-	-	-	-
Due to Winnipeg Parking Authority - SOA	-	-	-	-
	-	-	-	-
EQUITY				
Contributed surplus (Note 7)	-	-	-	-
Allocated	-	-	-	-
Unallocated	**5,081**	**16,393**	**1,152**	**22,626**
	5,081	**16,393**	**1,152**	**22,626**
	$ 5,081	**$ 16,393**	**$ 1,152**	**$ 22,626**

See accompanying notes to the financial statements

THE CITY OF WINNIPEG
SPECIAL PURPOSE RESERVES

STATEMENT OF FINANCIAL POSITION

As at December 31
(in thousands of dollars)
(unaudited)

	Sub-Total Brought Forward	Transcona Cemetery Reserve	Insurance Reserve	Land Dedication Reserve
ASSETS				
Current				
Due from (to) General Revenue Fund (Note 3)	**$ -**	**$ -**	**$ -**	**$ 7,468**
Call loans - General Revenue Fund (Note 4)	**5,927**	**95**	**3,646**	**-**
Accounts receivable	**144**	**5**	**-**	**-**
Land held for resale	**-**	**-**	**-**	**-**
	6,071	**100**	**3,646**	**7,468**
Investments (Note 5)	**16,555**	**697**	**-**	**-**
Investments in government business (Note 6)	**-**	**-**	**-**	**-**
Land	**-**	**-**	**-**	**-**
Deferred charges	**-**	**-**	**-**	**-**
	$ 22,626	**$ 797**	**$ 3,646**	**$ 7,468**
LIABILITIES				
Current				
Accounts payable	**$ -**	**$ -**	**$ 955**	**$ -**
Deferred Revenue	**-**	**-**	**-**	**-**
Due to Winnipeg Parking Authority - SOA	**-**	**-**	**-**	**-**
	-	**-**	**955**	**-**
EQUITY				
Contributed surplus (Note 7)	**-**	**-**	**-**	**-**
Allocated	**-**	**-**	**-**	**-**
Unallocated	**22,626**	**797**	**2,691**	**7,468**
	22,626	**797**	**2,691**	**7,468**
	$ 22,626	**$ 797**	**$ 3,646**	**$ 7,468**

See accompanying notes to the financial statements

Land Operating Reserve	Wading & Outdoor Pool Extended Season Reserve	Snow Clearing Reserve	Commitment Reserve	Heritage Investment Reserve	Housing Rehabilitation Reserve	Sub-Total
$ 7,533	$ -	$ -	$ 1,788	$ 2,481	$ 704	$ 19,974
-	-	-	-	-	-	9,668
8,831	-	-	-	268	2,390	11,638
5,931	-	-	-	-	-	5,931
22,295	-	-	1,788	2,749	3,094	47,211
2,645	-	-	-	-	-	19,897
4,924	-	-	-	-	-	4,924
14,896	-	-	-	-	-	14,896
60	-	-	-	-	-	60
$ 44,820	$ -	$ -	$ 1,788	$ 2,749	$ 3,094	$ 86,988
$ 4,981	$ -	$ -	$ 46	$ 5	$ 314	$ 6,301
401	-	-	-	-		401
10,000	-	-	-	-	-	10,000
15,382	-	-	46	5	314	16,702
8,425	-	-	-	-	-	8,425
20,437	-	-	-	-	-	20,437
576	-	-	1,742	2,744	2,780	41,424
21,013	-	-	1,742	2,744	2,780	61,861
$ 44,820	$ -	$ -	$ 1,788	$ 2,749	$ 3,094	$ 86,988

THE CITY OF WINNIPEG
SPECIAL PURPOSE RESERVES

STATEMENT OF FINANCIAL POSITION

As at December 31
(in thousands of dollars)
(unaudited)

	Sub-Total Brought Forward	Economic Development Reserve	General Purpose Reserve	Multiple-Family Dwelling Reserve
ASSETS				
Current				
Due from (to) General Revenue Fund (Note 3)	**$ 19,974**	**$ 1,375**	**$ 149**	**$ 5,335**
Call loans - General Revenue Fund (Note 4)	**9,668**	**-**	**-**	**-**
Accounts receivable	**11,638**	**-**	**-**	**-**
Land held for resale	**5,931**	**-**	**-**	**-**
	47,211	**1,375**	**149**	**5,335**
Investments (Note 5)	**19,897**	**-**	**-**	**-**
Investments in government business (Note 6)	**4,924**	**-**	**-**	**-**
Land	**14,896**	**-**	**-**	**-**
Deferred charges	**60**	**-**	**-**	**-**
	$ 86,988	**$ 1,375**	**$ 149**	**$ 5,335**
LIABILITIES				
Current				
Accounts payable	**$ 6,301**	**$ -**	**$ -**	**$ 119**
Deferred Revenue	**401**	**-**	**-**	**-**
Due to Winnipeg Parking Authority - SOA	**10,000**	**-**	**-**	**-**
	16,702	**-**	**-**	**119**
EQUITY				
Contributed surplus (Note 7)	**8,425**	**-**	**-**	**-**
Allocated	**20,437**	**-**	**-**	**-**
Unallocated	**41,424**	**1,375**	**149**	**5,216**
	61,861	**1,375**	**149**	**5,216**
	$ 86,988	**$ 1,375**	**$ 149**	**$ 5,335**

See accompanying notes to the financial statements

Insect Control Reserve	Permit Reserve	Destination Marketing Reserve	Totals 2016	Totals 2015
$ 2,228	**$ 2,000**	**$ 12,666**	**$ 43,727**	$ 60,361
-	**-**	**-**	**9,668**	1,313
-	**-**	**800**	**12,438**	9,454
-	**-**	**-**	**5,931**	18,334
2,228	**2,000**	**13,466**	**71,764**	89,462
-	**-**	**-**	**19,897**	27,915
-	**-**	**-**	**4,924**	5,339
-	**-**	**-**	**14,896**	-
-	**-**	**-**	**60**	62
$ 2,228	**$ 2,000**	**$ 13,466**	**$ 111,541**	$ 122,778
$ -	**$ -**	**$ 126**	**$ 6,546**	$ 7,543
-	**-**	**-**	**401**	-
-	**-**	**-**	**10,000**	10,000
-	**-**	**126**	**16,947**	17,543
-	**-**	**-**	**8,425**	8,425
-	**-**	**13,340**	**33,777**	28,734
2,228	**2,000**	**-**	**52,392**	68,076
2,228	**2,000**	**13,340**	**86,169**	96,810
$ 2,228	**$ 2,000**	**$ 13,466**	**$ 111,541**	$ 122,778

THE CITY OF WINNIPEG
SPECIAL PURPOSE RESERVES

STATEMENT OF CHANGES IN EQUITY

For the years ended December 31
(in thousands of dollars)
(unaudited)

	Workers Compensation Reserve	Brookside Cemetery Reserve	St. Vital Cemetery Reserve	Transcona Cemetery Reserve
Balance, beginning of year	**$ 4,748**	**$ 15,696**	**$ 1,115**	**$ 777**
Add:				
Transfer from General Revenue Fund	**-**	**109**	**24**	**11**
Other (Note 6)	**1,873**	**311**	**-**	
Accommodation tax	**-**	**-**	**-**	**-**
Land sales	**-**	**-**	**-**	**-**
Municipal realty tax	**-**	**-**	**-**	**-**
Interest earned	**25**	**645**	**34**	**23**
Cash payments-in-lieu of land dedication	**-**	**-**	**-**	**-**
Transfer from Transit System Fund	**-**	**-**	**-**	**-**
Transfer from Land Operating Reserve	**-**	**-**	**-**	**-**
Transfer from General Capital Fund	**-**	**-**	**-**	**-**
Transfer from General Revenue Enterprise Fund	**-**	**-**	**-**	**-**
Transfer from Winnipeg Parking - SOA	**-**	**-**	**-**	**-**
	1,898	**1,065**	**58**	**34**
Deduct:				
Transfer to General Revenue Fund	**1,000**	**301**	**14**	**9**
Grants	**-**	**-**	**-**	**-**
Transfer to General Capital Fund	**-**	**-**	**-**	**-**
Other	**543**	**-**	**-**	**-**
Cost of sales	**-**	**-**	**-**	**-**
Transfer to General Revenue Enterprises	**-**	**-**	**-**	**-**
Transfer to Municipal Accommodations Fund	**-**	**-**	**-**	**-**
Transfer to Contributions in Lieu of Land Dedication Reserve	**-**	**-**	**-**	**-**
Transfer to General Revenue Fund - investment management fee	**22**	**67**	**7**	**5**
Transfer to Financial Stabilization Reserve	**-**	**-**	**-**	**-**
Transfer to Fleet Management - SOA	**-**	**-**	**-**	**-**
Transfer to Golf Services - SOA	**-**	**-**	**-**	**-**
Transfer to Transit	**-**	**-**	**-**	**-**
Transfer to Heritage Reserve	**-**	**-**	**-**	**-**
	1,565	**368**	**21**	**14**
Balance, end of year	**$ 5,081**	**$ 16,393**	**$ 1,152**	**$ 797**

See accompanying notes to the financial statements

Insurance Reserve	Land Dedication Reserve	Land Operating Reserve	Wading & Outdoor Pool Extended Season Reserve	Snow Clearing Reserve	Sub-Total
$ 509	$ 7,307	$ 18,291	$ -	$ -	$ 48,443
226	-	-	487	-	857
-	-	6,271	-	-	8,455
-	-	-	-	-	-
-	-	11,334	-	-	11,334
-	-	-	-	-	-
7	34	194	1		963
-	1,219	-	-	-	1,219
220	-	-	-	-	220
-	-	-	-	-	-
-	-	-	-	-	-
-	-	-	-	-	-
7	-	-	-	-	7
460	1,253	17,799	488	-	23,055
-	-	235	-	-	1,559
-	12	-	-	-	12
428	767	5,492	-	-	6,687
(2,315)	226	4,723	385	-	3,562
-	-	2,686	-	-	2,686
-	-	-	-	-	-
142	-	34	102	-	278
-	-	-	-	-	-
9	30	48	1	-	189
-	-	-	-	-	-
11	-	-	-	-	11
3	57	-	-	-	60
-	-	1,144	-	-	1,144
-	-	715	-	-	715
(1,722)	1,092	15,077	488	-	16,903
$ 2,691	$ 7,468	$ 21,013	$ -	$ -	$ 54,595

THE CITY OF WINNIPEG
SPECIAL PURPOSE RESERVES

STATEMENT OF CHANGES IN EQUITY

For the years ended December 31
(in thousands of dollars)
(unaudited)

	Sub-Total Brought Forward	Commitment Reserve	Heritage Investment Reserve	Housing Rehabilitation Reserve
Balance, beginning of year	$ 48,443	$ 4,685	$ 143	$ 4,136
Add:				
Transfer from General Revenue Fund	857	1,363	-	1,000
Other	8,455	-	-	5,102
Accommodation tax	-	-	-	-
Land sales	11,334	-	-	-
Municipal realty tax	-	-	804	-
Interest earned	963	-	8	10
Cash payments-in-lieu of land dedication	1,219	-	-	-
Transfer from Transit System Fund	220	-	-	-
Transfer from Land Operating Reserve	-	-	715	-
Transfer from General Capital Fund	-	-	-	-
Transfer from General Revenue Enterprises Fund	-	-	2,314	-
Transfer from Winnipeg Parking - SOA	7	-	-	-
	23,055	1,363	3,841	6,112
Deduct:				
Transfer to General Revenue Fund	1,559	-	-	819
Grants	12	-	-	6,640
Transfer to General Capital Fund	6,687	1,467	-	-
Other	3,562	2,711	1,240	-
Cost of sales	2,686	-	-	-
Transfer to General Revenue Enterprises	-	-	-	-
Transfer to Municipal Accommodations Fund	278	-	-	-
Transfer to Contributions in Lieu of Land Dedication Reserve	-	-	-	-
Transfer to General Revenue Fund - investment management fee	189	-	-	9
Transfer to Financial Stabilization Reserve	-	128	-	-
Transfer to Fleet Management - SOA	11	-	-	-
Transfer to Golf Services - SOA	60	-	-	-
Transfer to Transit	1,144	-	-	-
Transfer to Heritage Reserve	715	-	-	-
	16,903	4,306	1,240	7,468
Balance, end of year	$ 54,595	$ 1,742	$ 2,744	$ 2,780

See accompanying notes to the financial statements

Economic Development Reserve	General Purpose Reserve	Multiple-Family Dwelling Reserve	Insect Control Reserve	Permit Reserve	Sub-Total
$ 3,523	$ 16,440	$ 4,600	$ 2,654	$ 1,510	$ 86,134
-	88	-	1,878	489	5,675
-	-	569	-	-	14,126
-	-	-	-	-	-
-	-	-	-	-	11,334
2,442		1,919			5,165
17	40	24	11	7	1,080
-	-	-	-	-	1,219
-	-	-	-	-	220
-	-	-	-	-	715
-	-	-	-	-	-
-	-	-	-	-	2,314
-	-	-	-	-	7
2,459	128	2,512	1,889	496	41,855
1,400	16,300	-	2,305	-	22,383
714	-	1,875	-	-	9,241
2,477	-	-	-	-	10,631
-	84	-	-	-	7,597
-	-	-	-	-	2,686
-	-	-	-	-	-
-	-	-	-	-	278
-	-	-	-	-	-
16	35	21	10	6	286
-	-	-	-	-	128
-	-	-	-	-	11
-	-	-	-	-	60
-	-	-	-	-	1,144
-	-	-	-	-	715
4,607	16,419	1,896	2,315	6	55,160
$ 1,375	$ 149	$ 5,216	$ 2,228	$ 2,000	$ 72,829

THE CITY OF WINNIPEG
SPECIAL PURPOSE RESERVES

STATEMENT OF CHANGES IN EQUITY

For the years ended December 31
(in thousands of dollars)
(unaudited)

	Sub-Total Brought Forward	Destination Marketing Reserve	Totals 2016	Totals 2015
Balance, beginning of year	**$ 86,134**	**$ 10,676**	**$ 96,810**	$ 92,830
Add:				
Transfer from General Revenue Fund	**5,675**	**-**	**5,675**	25,515
Other	**14,126**	**-**	**14,126**	12,530
Accommodation tax	**-**	**10,165**	**10,165**	9,017
Land sales	**11,334**	**-**	**11,334**	6,180
Municipal realty tax	**5,165**	**-**	**5,165**	4,036
Interest earned	**1,080**	**48**	**1,128**	1,327
Cash payments-in-lieu of land dedication	**1,219**	**-**	**1,219**	697
Transfer from Transit System Fund	**220**	**-**	**220**	188
Transfer from Land Operating Reserve	**715**	**-**	**715**	625
Transfer from General Capital Fund	**-**	**-**	**-**	112
Transfer from General Revenue Enterprises Fur	**2,314**	**-**	**2,314**	307
Transfer from Winnipeg Parking - SOA	**7**	**-**	**7**	18
	41,855	**10,213**	**52,068**	60,552
Deduct:				
Transfer to General Revenue Fund	**22,383**	**60**	**22,443**	15,501
Grants	**9,241**	**5,294**	**14,535**	12,141
Transfer to General Capital Fund	**10,631**	**-**	**10,631**	14,965
Other	**7,597**	**2,152**	**9,749**	8,685
Cost of sales	**2,686**	**-**	**2,686**	2,257
Transfer to General Revenue Enterprises	**-**	**-**	**-**	447
Transfer to Municipal Accommodations Fund	**278**	**-**	**278**	171
Transfer to Contributions in Lieu of Land Dedication Reserve	**-**	**-**	**-**	625
Transfer to General Revenue Fund - investment management fee	**286**	**43**	**329**	295
Transfer to Financial Stabilization Reserve	**128**	**-**	**128**	251
Transfer to Fleet Management - SOA	**11**	**-**	**11**	336
Transfer to Golf Services - SOA	**60**	**-**	**60**	44
Transfer to Transit	**1,144**	**-**	**1,144**	854
Transfer to Heritage Reserve	**715**	**-**	**715**	-
	55,160	**7,549**	**62,709**	56,572
Balance, end of year	**$ 72,829**	**$ 13,340**	**$ 86,169**	$ 96,810

See accompanying notes to the financial statements

THE CITY OF WINNIPEG
SPECIAL PURPOSE RESERVES

NOTES TO THE FINANCIAL STATEMENTS

December 31, 2016
(all tabular amounts are in thousands of dollars, unless otherwise noted)
(unaudited)

1. Significant Accounting Policies

The preparation of periodic financial statements necessarily involves the use of estimates and approximations because the precise determination of financial data frequently depends upon future events. These financial statements have been prepared by management within reasonable limits of materiality and within the framework of accounting policies summarized below.

a) Basis of presentation

The Special Purpose Reserves follow the fund basis of reporting. Funds are segregated for the purpose of carrying on specific activities or attaining certain objectives in accordance with special regulations, restrictions or limitations. The Special Purpose Reserves Fund include the following:

Workers Compensation Reserve Fund
Perpetual Maintenance Reserve Funds
- Brookside Cemetery
- St. Vital Cemetery
- Transcona Cemetery

Insurance Reserve Fund
Contributions in Lieu of Land Dedication Reserve Fund
Land Operating Reserve Fund
Wading and Outdoor Pool Extended Season Reserve Fund
Snow Clearing Reserve Fund
Commitment Reserve Fund
Heritage Investment Reserve Fund
Housing Rehabilitation Investment Reserve Fund
Economic Development Investment Reserve Fund
General Purpose Reserve Fund
Multi-Family Dwelling Tax Investment Reserve Fund
Insect Control Urgent Expenditures Reserve Fund
Permit Reserve Fund
Destination Marketing Reserve Fund

b) Basis of accounting

The financial statements are prepared using the accrual basis of accounting. The accrual basis of accounting records revenues as they are earned and measurable. Expenses are recognized as they are incurred and measurable based upon receipt of goods or services and/or the creation of a legal obligation to pay.

c) Land held for resale

Land held for resale is recorded at the lower of cost and net realizable value. Cost includes amounts for land acquisition and improvements to prepare the land for sale or servicing.

d) Investment in bonds

Bonds are carried at cost plus accumulated amortization. Discounts and premiums arising on the purchase of these investments are amortized over the remaining terms to maturity with annual amortization computed at amounts which, when combined with actual income received, result in a constant effective yield on the amortized book value.

e) Bond coupons

Bond coupons are carried at cost plus accrued income. Income is accrued on the book value of the investments at a rate equivalent to the effective yield of each investment.

1. Significant Accounting Policies (continued)

f) Investment in government business

The investment in River Park South Developments Inc. and Park City Commons is reported as a government business partnership and is therefore accounted for using the modified equity method. Under this method, the government business's accounting principles are not adjusted to conform with those of the City of Winnipeg (the "City") and inter-corporate transactions are not eliminated (Note 6).

2. Status of the Special Purpose Reserves

Workers Compensation Reserve Fund

Under the terms of By-law No. 9802 of the former City of Winnipeg, provision was made for the establishment of a Workers Compensation Reserve Fund. On January 1, 1972, as a result of the amalgamation of the City of Winnipeg with former area municipalities, The Workers Compensation Reserve Fund was established in accordance with Section 338 of the former City of Winnipeg Act.

The City administers its workers compensation program on a self insured basis. In lieu of paying premiums to the Workers Compensation Board of Manitoba, the City pays actual costs incurred plus an administration charge. Departments are charged an array of actual costs as well as surcharges related to financing fatality pensions and upgrades of benefits. The net result is that costs and surcharges are transferred to/from the Workers Compensation Reserve Fund. The Workers Compensation Reserve Fund serves to counteract any budgetary fluctuation from year to year that would result from a work related incident of major proportions.

The Corporate Controller is the Fund Manager.

Perpetual Maintenance Funds (Brookside, St. Vital and Transcona Cemeteries)

Under the terms of By-law No. 14725 of the former City of Winnipeg, passed on April 8, 1935, created a fund for the perpetual care and maintenance of Brookside Cemetery. Later on By-law No. 1996/78, also created funds for the perpetual care and maintenance of St. Vital and Transcona Cemeteries.

Section 29 of By-law No. 5720/91 amending and restating By-law 1996/78, relating to Cemeteries, sets forth the purpose and use of the Perpetual Maintenance Funds.

These funds are for the purpose of creating, building up, and maintaining a perpetual maintenance fund for the care and maintenance of Brookside, St. Vital, and Transcona Cemeteries. There shall be paid to the Sinking Fund Trustees of The City of Winnipeg, during specified years and not later than the first day of June of each of the years, a sum equal to twenty-five per centum of the proceeds of the sale of plots and graves in cemeteries sold during the preceding year. The monies shall be so paid over to the Trustees for investment and administration and shall be treated in the same manner as interest and sinking fund charges. Commencing the first day of January 1991, and upon each and every first day of January thereafter the Trustees shall pay out fifty per centum of the yearly earnings of the fund for the previous year to the City. The yearly earnings shall be applied to offset the cost of the care and maintenance of the Cemeteries.

The Sinking Fund Trustees were also empowered to accept deposits in respect of perpetual maintenance of individual cemetery plots.

On January 1, 2003, The City of Winnipeg Act was replaced with new legislation entitled The City of Winnipeg Charter. Under this new legislation the investment and administration of the funds has been transferred to the administration of the City.

The Director of Planning, Property and Development is the Funds Manager.

2. Status of the Special Purpose Reserves (continued)

Insurance Reserve Fund

In 1960, the Insurance Reserve Fund was established. The reserve was to be used for the purpose of replacing or repairing City properties and/or contents that had been damaged by fire or any other cause. In 1973, the use of the Insurance Reserve Fund also included the purpose of paying for any other losses that the City might incur in any part of its self-insurance program. Such uses would include third party liability claims, or property damage claims, including motor vehicles.

The Corporate Controller is the Fund Manager.

Contributions in Lieu of Land Dedication Reserve Fund

City Council, on January 10, 1973, adopted a policy that cash payments received by the City in lieu of land dedications for open space be deposited in a fund to the credit of each community. On January 17, 1979, City Council amended the policy to also permit cash payments received from the sale of surplus Parks and Recreation lands to be deposited to the credit of each community. Disbursements from this Reserve are limited to costs of acquiring or improving lands for parks, recreational facilities or open space within that community.

The Director of the Planning, Property and Development is the Fund Manager.

Land Operating Reserve Fund

City Council, on May 16, 1973, authorized the establishment of a Land Operating Reserve Fund to reduce the need for the issuance and sale of debentures in connection with the acquisition cost of properties for resale. This Reserve is maintained by proceeds from the sale of City owned properties and interest earned. Disbursements are limited to the acquisition cost of properties for resale, and any other expenses related to the acquisition, sale and improvement of disposable City properties.

In accordance with City Council directives, 5% of the gross sales revenue is allocated to the Historical Building Program, another 5% of gross sales revenue is allocated to the Enhanced Land Marketing Program to finance those activities necessary to facilitate the sale of surplus lands and 15% is allocated to the Community Centre Renovation Grant Program annually, subject to Council approval.

City Council, on July 19, 1999, adopted a policy that in order to sustain the business operations supported by the Reserve, equity be allowed to accumulate within the Reserve sufficient to eliminate the inter-fund debt owing to the General Revenue Fund created in past years. Any surplus funds greater than the amount required for the purposes of the Land Operating Reserve Fund and meeting the annual budgeted transfer to the General Revenue Fund is to be transferred to the Commitment Reserve Fund.

The Director of Planning, Property and Development is the Fund Manager.

Wading and Outdoor Pool Extended Season Reserve Fund

With the adoption of the 2006 tax-supported budget, City Council approved a specific sub-component of the Recreation Programming Reserve dedicated to the annual extension of the regularly scheduled wading pool and outdoor pool season.

With the adoption of the 2013 tax-supported budget City Council approved the Recreation Programming Reserve be renamed the Wading and Outdoor Extended Season Reserve and that the original recreation programming subcomponent of the Recreation Programming Reserve be closed. The annual transfer from the General Revenue Fund is budgeted at $351,800 (2015 - $351,800) with adjustments made during the year depending on the actual cost of the extended season.

The Director of Community Services is the Fund Manager.

2. Status of the Special Purpose Reserves (continued)

Snow Clearing Reserve Fund

The purpose of the fund is to absorb unexpected snowfall costs in years where the City experienced above average snowfall levels.

On December 14, 2004, City Council approved the establishment of a new Snow Clearing Reserve Fund with the same purpose and guidelines as the former Reserve (established on March 22, 1995) with the exception that City Council may, at its discretion, approve a transfer from the Reserve to cover snow clearing costs greater than or other than as stipulated by the Reserve. Contributions to the Reserve would be the surplus from the annual operating snow clearing budget. The Reserve balance should never exceed $10.9 million.

On March 26, 2008, City Council further approved that the former restrictions on charges to the Snow Clearing Reserve in any one year be rescinded, and that no minimum balance be required (previously set at $5.0 million) before any charges can be made to the Reserve.

The Director of Public Works is the Fund Manager.

Commitment Reserve Fund

On March 12, 1998, City Council approved the establishment of the Commitment Reserve Fund. The purpose of the Reserve is to allow departments to carry forward committed budget dollars to the succeeding year thereby eliminating the need to re-budget. Contributions to the Reserve must be spent in the year following the transfer. However, contributions can be retained in the Reserve beyond the following year only if approved by the Fund Manager, otherwise the unspent amount must be transferred to the Financial Stabilization Reserve Fund.

On July 19, 1999, City Council further approved that at year-end, on an annual basis, any surplus funds greater than the amount required for the purposes of the Land Operating Reserve Fund be transferred to the Commitment Reserve Fund, which can than only be spent on one-time or capital costs in the following year. As with other contributions to this Reserve, the funds must be spent in the year following the transfer, otherwise the unspent amount may be transferred to the Financial Stabilization Reserve Fund.

The Chief Financial Officer is the Fund Manager.

Heritage Investment Reserve Fund

The Heritage Investment Reserve Fund was created by City Council on June 21, 2000. It funds all City and City-sponsored heritage programs and acts as a revolving fund so that future funding of heritage programs can be sustained and thereby reduces the need to obtain additional funding. An important source of on going funding for the Reserve will be incremental tax revenues from projects financed by the Fund.

The Director of Planning, Property and Development is the Fund Manager.

Housing Rehabilitation Investment Reserve Fund

The Housing Rehabilitation Investment Reserve Fund was created by City Council on June 21, 2000. It funds City housing programs not provided for in operating budgets. It is intended that this Reserve act as a revolving fund so that incremental tax revenues resulting from housing programs in which the Reserve has invested would be returned to the Reserve to finance future projects.

The Director of Planning, Property and Development is the Fund Manager.

2. Status of the Special Purpose Reserves (continued)

Economic Development Investment Reserve Fund

The Economic Development Investment Reserve Fund was created by City Council on June 21, 2000. It is intended to fund City economic development incentive and investment projects. Unlike the other investment reserves, this Reserve invests directly in particular projects rather than be a funding mechanism for programs. The incremental portion of realty and business taxes generated by projects in which the fund has invested will be returned to the Reserve until the original investment has been repaid.

The Director of Planning, Property and Development is the Fund Manager.

General Purpose Reserve Fund

On March 15, 2000, City Council approved the establishment of the Pension Surplus Reserve Fund. The Reserve was funded by the retroactive refund of pension contributions for 1998 and 1999. City Council also approved that the purpose of the Reserve and further details including the use of these funds be subsequently determined by City Council.

On March 15, 2000, City Council approved the establishment of the Pension Stabilization Reserve Fund. The Reserve was funded by ongoing savings from the partial pension contribution holiday that were not used for operations. The purpose of the Reserve was to support general operating expenditures thereby reducing the amount of revenue to be raised through property taxation, in order to share the benefits of the surplus with the citizens of Winnipeg. The use of funds from the Reserve was contingent upon approval by City Council.

On May 23, 2001, City Council approved that the Pension Stabilization Reserve and Pension Surplus Reserve Funds be combined and renamed the General Purpose Reserve Fund.

On October 28, 2015, City Council approved an amendment to the Councillors' Ward Allowance (CWA) Policy, Year end section on page 6, to include the following: "Any expenses not charged to the current year's CWA should be charged to the carry over fund established by the Ward Councillor, wherever possible, and that the carry over funds be established as a permitted use in the general purpose reserve."

The Chief Financial Officer is the Fund Manager.

Multiple-Family Dwelling Tax Investment Reserve Fund

On May 22, 2002, City Council approved the establishment of the Multiple-Family Dwelling Tax Investment Reserve Fund. The Reserve is designed to act as a bank that accumulates incremental taxes generated by approved multi-family dwelling construction/rehabilitation projects. When the incremental taxes for each project accumulates to the pre-approved amount, the balance is paid back to the applicant developer as a "Tax Incentive Grant".

The Director of Planning, Property and Development is the Fund Manager.

Insect Control Urgent Expenditures Reserve Fund

On March 23, 2005, City Council approved the establishment of the Insect Control Urgent Expenditures Reserve Fund. The purpose of the fund is to absorb unexpected costs for mosquito control in years where the City of Winnipeg experiences above average response levels. The Reserve is funded through an annual transfer from the operating budget and any year end unexpended insect control mill rate support budget. The Reserve balance should never exceed $3.0 million and the Chief Administrative Officer has the authority to over-expend to a maximum of $3.0 million in the event of insufficient funds.

The Director of Public Works is the Fund Manager.

2. Status of the Special Purpose Reserves (continued)

Permit Reserve Fund

On March 20, 2007, City Council approved the establishment of the Permit Reserve Fund. The purpose of the fund is to mitigate revenue shortfalls and fund temporary staffing needs during busy periods through economic boom/bust cycles. The Reserve is also meant to provide a source of funds for service and system improvements. The source of funds for the Reserve are the excess of permit revenue in the General Revenue Fund compared to budget in any given year. The balance in the Reserve is capped at $3.0 million and any surplus funds over and above the cap are to be transferred to the General Revenue Fund.

On March 22, 2011, City Council approved the cap be revised to $2.0 million and any surplus funds above the cap be transferred to the Planning, Property and Development Department that is reported in the General Revenue Fund.

The Director of Planning, Property and Development is the Fund Manager.

Destination Marketing Reserve Fund

On October 22, 2008, City Council approved the creation of the Destination Marketing Reserve Fund with an effective date of January 1, 2009. The purpose of the Reserve is to support Economic Development Winnipeg Inc., The Convention Centre Corporation and special events including other organizations, projects and events that will encourage tourists to visit Winnipeg. The source of revenue for the Reserve is the 5% accommodation tax, which was adopted by City Council on April 23, 2008.

Guidelines established for the Reserve include the following:

- A grant to Economic Development Winnipeg Inc. equal to the greater of $2.0 million or 30% of annual accommodation tax revenue;
- A grant of $1.5 million annually to The Winnipeg Convention Centre Corporation;
- Up to 40% of the annual accommodation tax revenue, to a maximum of the estimated annual payments required to service the amount of future debt that will be allocated to the City's portion of construction costs relating to a planned expansion at the Winnipeg Convention Centre, to be set aside within the Reserve. Dispositions from the Reserve for this purpose require approval of City Council;
- Expenses incurred in the General Revenue Fund to administer the accommodation tax will be transferred to the Reserve; and
- Commencing in 2013 the Destination Marketing Reserve Fund is paying an additional grant to the Winnipeg Convention Centre for debt servicing. This grant will be paid for 2013, 2014 and 2015.
- The remainder of the funds, net of the above, paid to Economic Development Winnipeg Inc. for the Special Event Marketing Fund. If yearly contributions to the Special Event Marketing Fund exceeds $1.0 million, any excess above this amount will be paid to Economic Development Winnipeg Inc. in the form of an additional grant. Dispositions from the Destination Marketing Reserve fund for this purpose will require the approval of the Fund Manager.

The Chief Financial Officer is the Fund Manager.

3. Due from General Revenue Fund

The City of Winnipeg operates a centralized treasury function with a single operating bank account in the General Revenue Fund. Consequently, these funds do not have a bank account. Bank transactions are credited or charged to the "Due from" account when they are processed through the bank. Interest is credited or charged based on the City's average short-term earnings (cost of funds) on the single bank account, which is a function of the Bank of Canada rate. The December 31, 2016 effective interest rate was 0.45% (2015 - 0.45%).

4. Call Loans - General Revenue Fund

Call loans represent short-term investments with The City of Winnipeg - General Revenue Fund which are callable by the Fund upon one business day notice. Call loans are recorded at cost, which together with accrued interest income, approximates fair value.

5. Investments

	2016	2015
Marketable securities		
Provincial bonds and bond coupons	**$ 299**	$ 5,300
Municipal bonds	**16,953**	17,004
	17,252	22,304
Other	**2,645**	5,611
	$ 19,897	$ 27,915

The aggregate market value of marketable securities at December 31, 2016 was $18,161 thousand (2015 - $23,659 thousand).

6. Investment in Government Business

River Park South Developments Inc.

On April 21, 2011, the City and Qualico Developments (Winnipeg) Ltd. entered into an agreement to jointly develop and sell residential land owned by the partners in the River Park South community of Winnipeg.

The results of operations in 2016 of $2,964 thousand (2015 - $2,758 thousand) are included in the Statement of Changes in Equity as other revenue.

Park City Commons

On February 17, 2016 the City and EdgeCorp Developments Ltd. entered into an agreement to form Park City Commons joint venture to develop and sell certain land owned by the participants in the community of Transcona.

7. Contributed Surplus

On April 27, 1994, City Council, retroactive to December 31, 1993, approved by way of a capital reorganization the transfer of $17.3 million from the Land Operating Reserve Fund to the General Revenue Fund to fund the accrued liability for assessment appeal refunds and interest.



Photo: Cody Chomiak, courtesy Tourism Winnipeg

THE CITY OF WINNIPEG
TRUST FUNDS

STATEMENT OF FINANCIAL POSITION

As at December 31
(unaudited)

	Library Trust	Portage and Main Concourse Trust	2016 Totals	2015 Totals
ASSETS				
Current				
Prepaid	**$ 26**	**$ -**	**$ 26**	$ 763
Due from General Revenue Fund (Note 3)	**211,946**	**1,698**	**213,644**	248,190
	$ 211,972	**$ 1,698**	**$ 213,670**	$ 248,953
EQUITY				
Unallocated	**$ 211,972**	**$ 1,698**	**$ 213,670**	$ 248,953

See accompanying notes to the financial statements

THE CITY OF WINNIPEG
TRUST FUNDS

STATEMENT OF CHANGES IN TRUST ACCOUNTS

For the years ended December 31
(unaudited)

	Library Trust	Portage and Main Concourse Trust	2016 Totals	2015 Totals
Opening balance	**$ 247,263**	**$ 1,690**	**$ 248,953**	$ 273,858
Add:				
Contributions	**187,512**	**-**	**187,512**	231,775
Interest earned	**1,277**	**8**	**1,285**	1,905
	188,789	**8**	**188,797**	233,680
Deduct:				
Disbursements	**224,080**	**-**	**224,080**	258,585
Closing balance	**$ 211,972**	**$ 1,698**	**$ 213,670**	$ 248,953

See accompanying notes to the financial statements

THE CITY OF WINNIPEG
TRUST FUNDS

NOTES TO THE FINANCIAL STATEMENTS

December 31, 2016
(unaudited)

1. Significant Accounting Policies

The preparation of periodic financial statements necessarily involves the use of estimates and approximations because the precise determination of financial data frequently depends upon future events. These financial statements have been prepared by management within reasonable limits of materiality and within the framework of accounting policies summarized below.

a) Basis of presentation

The City of Winnipeg follows the fund basis of reporting. Funds are segregated for the purpose of carrying on specific activities or attaining certain objectives in accordance with special regulations, restrictions or limitations.

b) Basis of accounting

These financial statements are prepared using the accrual basis of accounting. The accrual basis of accounting records revenues as they are earned and measurable. Expenditures are recognized as they are incurred and measurable based upon receipt of goods and/or the creation of a legal obligation to pay.

2. Status of The City of Winnipeg Trust Funds

Library Trust

This trust is maintained by donations from private citizens and organizations in support of various library services. The Manager of Library Services is the Trust Manager.

Portage and Main Concourse Trust

This trust is maintained by a square foot levy applied to Concourse leased areas for the purpose of promoting or improving the concourse. The Director of Planning, Property and Development is the Trust Manager.

3. Due from General Revenue Fund

The City of Winnipeg operates a centralized treasury function with a single operating bank account in the General Revenue Fund. Consequently, these funds do not have a bank account. Bank transactions are credited or charged to the "Due from" account when they are processed through the bank. Interest is credited or charged based on the City's average short-term earnings (cost of funds) on the single bank account, which is a function of the Bank of Canada rate. The December 31, 2016 effective interest rate was 0.45% (2015 - 0.45%).

Photo: Josh Lavallee, courtesy Tourism Winnipeg

THE CITY OF WINNIPEG
EQUIPMENT AND MATERIAL SERVICES

STATEMENT OF FINANCIAL POSITION

As at December 31
(in thousands of dollars)
(unaudited)

	2016	2015
ASSETS		
Current		
Due from General Revenue Fund (Note 2)	**$ 134**	$ 133
Investment (Note 3)	**1,148**	1,148
	$ 1,282	$ 1,281
RETAINED EARNINGS	**$ 1,282**	$ 1,281

See accompanying notes to the financial statements

THE CITY OF WINNIPEG
EQUIPMENT AND MATERIAL SERVICES

STATEMENT OF NET EARNINGS AND RETAINED EARNINGS

For the years ended December 31
(in thousands of dollars)
(unaudited)

	2016	2015
REVENUES		
Interest	**$ 1**	$ 1
Net earnings for the year	**1**	1
RETAINED EARNINGS, BEGINNING OF YEAR	**1,281**	1,280
RETAINED EARNINGS, END OF YEAR	**$ 1,282**	$ 1,281

See accompanying notes to the financial statements

THE CITY OF WINNIPEG
EQUIPMENT AND MATERIAL SERVICES

NOTES TO THE FINANCIAL STATEMENTS

December 31, 2016
(all tabular amounts are in thousands of dollars, unless otherwise noted)
(unaudited)

1. Summary of Significant Accounting Policies

The preparation of periodic financial statements necessarily involves the use of estimates and approximations because the precise determination of financial data frequently depends upon future events. These financial statements have been prepared by management within reasonable limits of materiality and within the framework of accounting policies summarized below.

a) Basis of accounting

The financial statements are prepared using the accrual basis of accounting. The accrual basis of accounting records revenues as they are earned and measurable. Expenses are recognized as they are incurred and measurable based upon receipt of goods or services and/or the creation of a legal obligation to pay.

2. Due from General Revenue Fund

The City of Winnipeg operates a centralized treasury function with a single operating bank account in the General Revenue Fund. Consequently, this fund does not have a bank account. Bank transactions are credited or charged to the "Due from" account when they are processed through the bank. Interest is credited or charged based on the City's average short-term earnings (cost of funds) on the single bank account, which is a function of the Bank of Canada rate. The December 31, 2016 effective interest rate was 0.45% (2015 - 0.45%).

3. Investment

	2016	2015
Fleet Management - Special Operating Agency	**$ 1,148**	$ 1,148

On January 1, 2008, Fleet Management - Special Operating Agency converted their long-term debt of $1,148 thousand to contributed surplus.



Photo: Ian Carter, courtesy Tourism Winnipeg

THE CITY OF WINNIPEG
MUNICIPAL ACCOMMODATIONS FUND

Effective January 1, 2011, the Civic Accommodations and Building Services Funds were amalgamated into a new Fund known as the Municipal Accommodations Fund.

In June 2006, the City Auditor issued a report entitled "Public Works Asset Management Performance Audit, Part 2 - Facilities Maintenance". Included among the report's recommendations was "…that responsibility for facilities maintenance for all Civic facilities be assigned to one department, division or agency."

On June 20, 2007, City Council concurred in the recommendations of Executive Policy Committee and adopted an amendment to the City Organization By-law No. 7100/97 "such that the facilities maintenance and security function be moved from the Public Works Department to the Planning, Property and Development Department, and further that “facility maintenance” be transferred from the jurisdiction of the Standing Policy Committee on Infrastructure Renewal and Public Works to the Standing Policy Committee on Property and Development, effective as of September 17, 2007." As a result, the former Civic Accommodations Division of the Planning, Property and Development Department and the former Building Services Division of the Public Works Department were combined to form the Municipal Accommodations Division in the Planning, Property and Development Department.

The Municipal Accommodations Division is a self-financing utility enterprise and uses an "Actual/Market" model to distribute accommodation costs to all departments. This full cost recovery model is often referred to as the "Charge-Back System" and all services the Division provides are recovered from client departments, utilities and Special Operating Agencies. These services include leasing of civic accommodations, the programming, designing and project management of construction and renovation projects, design and consulting services, and the demolition of buildings. They also include facility maintenance, security, environmental monitoring and cleaning services.

The buildings receiving services include Community Services Department's recreation buildings, which are pools, arenas, recreation centres, community centres; Public Works Department's parks and open spaces buildings, accommodations facilities, cemeteries and Special Operating Agencies' facilities.

FIVE-YEAR REVIEW

As at December 31
(unaudited)

	2016	2015	2014	2013	2012
Number of facilities	**135**	132	134	129	128
Total area square footage	**3,243,444**	3,286,049	3,333,251	2,440,067	2,456,441

THE CITY OF WINNIPEG
MUNICIPAL ACCOMMODATIONS FUND

STATEMENT OF FINANCIAL POSITION

As at December 31
(in thousands of dollars)
(unaudited)

	2016	2015
ASSETS		
Current		
Due from General Revenue Fund (Note 3)	**$ 7,527**	$ 7,328
Accounts receivable (Note 4)	**209**	203
Prepaid expenses	**733**	769
	$ 8,469	$ 8,300
LIABILITIES		
Current		
Accounts payable and accrued liabilities (Note 5)	**$ 7,774**	$ 7,912
Deferred revenue	**695**	388
	$ 8,469	$ 8,300

Commitments (Note 6)

See accompanying notes to the financial statements

THE CITY OF WINNIPEG
MUNICIPAL ACCOMMODATIONS FUND

STATEMENT OF OPERATIONS

For the years ended December 31
(in thousands of dollars)
(unaudited)

	2016 Budget	2016 Actual	2015 Actual
REVENUES			
Contributions from City of Winnipeg departments (Note 8b)	**$ 70,835**	**$ 70,948**	$ 77,936
Investment and other	**3,973**	**1,825**	1,923
Other rental	**290**	**396**	394
Total Revenues	**75,098**	**73,169**	80,253
EXPENSES			
Municipal Accommodations	**53,434**	**52,782**	51,361
Transfer to General Capital Fund	**5,530**	**5,538**	21,437
Transfer to General Revenue Fund	**16,134**	**14,849**	7,455
Total Expenses (Note 9)	**75,098**	**73,169**	80,253
Surplus for the year	**$ -**	**$ -**	$ -

See accompanying notes to the financial statements

THE CITY OF WINNIPEG
MUNICIPAL ACCOMMODATIONS FUND

NOTES TO THE FINANCIAL STATEMENTS

December 31, 2016
(all tabular amounts are in thousands of dollars, unless otherwise noted)
(unaudited)

1. Significant Accounting Policies

The preparation of periodic financial statements necessarily involves the use of estimates and approximations because the precise determination of financial data frequently depends upon future events. These financial statements have been prepared by management within reasonable limits of materiality and within the framework of accounting policies summarized below.

a) Basis of presentation

The Municipal Accommodations Fund follows the fund basis of reporting. Funds are segregated for the purpose of carrying on specific activities or attaining certain objectives in accordance with special regulations, restrictions or limitations.

b) Basis of accounting

The financial statements are generally prepared using the accrual basis of accounting. The accrual basis of accounting records revenues as they are earned and measurable. Expenses are recognized as they are incurred and measurable based upon receipt of goods or services and/or the creation of a legal obligation to pay.

The accrual basis of accounting is modified for expenses relating to accrued vacation costs, compensated absences, legal claims, retirement allowance, workers compensation claims, insurance claims, and environmental costs which are recorded when payment is incurred.

c) Inventory

Inventories are recorded at the lower of cost or net realizable value.

d) Deferred revenue

Certain user charges and fees are collected for which the related services have yet to be performed. Revenue is recognized in the period when the related expenses are incurred, or services performed.

e) Debt and finance charges

Municipal Accommodations Fund's tangible capital assets, including those financed by debt, are recorded along with the outstanding debt obligation in the General Capital Fund. Interest and payments on debt are funded by the Municipal Accommodations Fund with the interest expense recorded in the General Capital Fund.

1. Significant Accounting Policies (continued)

f) Administration and interest on capital work

In certain circumstances, capital project work capitalized in the General Capital Fund includes an administration fee of 1.25% of specific costs of the project to a maximum of $100 thousand on any individual project. In addition, financing charges of 2% are also capitalized as part of the project funded by the City. The administration fee and financing charge revenues are recorded in the General Revenue Fund.

2. Status of the Municipal Accommodations Fund

Effective January 1, 2011, the Civic Accommodations and Building Services Funds were amalgamated into a new Fund known as the Municipal Accommodations Fund.

The Municipal Accommodations Division of the Planning, Property and Development department is responsible for providing accommodations for all civic purposes. In providing this service the department undertakes the development of accommodation space, maintains building assets, renovates and disposes of buildings through demolition or sale.

The Division is also responsible for providing asset management and facility maintenance services for civic purposes. An accommodation charge back system is used as a step towards the full costing of services to other civic departments, utilities and Special Operating Agencies.

3. Due from General Revenue Fund

The City of Winnipeg operates a centralized treasury function with a single operating bank account in the General Revenue Fund. Consequently, this Fund does not have a bank account. Bank transactions are credited or charged to the "Due from" account when they are processed through the bank. Interest is credited or charged based on the City of Winnipeg's average short-term cost of funds, which is a function of the Bank of Canada rate. The December 31, 2016 effective interest rate was 0.45% (2015 - 0.45%).

4. Accounts Receivable

	2016	2015
Maintenance billings and other	**$ 572**	$ 529
Allowance for doubtful accounts	**(363)**	(326)
	$ 209	$ 203

5. Accounts Payable and Accrued Liabilities

	2016	2015
Accounts payable and accrued liabilities	**$ 6,296**	$ 5,474
Performance deposits	**758**	906
Wages and employee benefits payable	**414**	434
Accrued interest on long-term debt	**306**	1,090
Accrued debenture principal	**-**	8
	$ 7,774	$ 7,912

6. Commitments

Lease commitments

The Municipal Accommodations Fund has entered into a number of rental lease agreements mainly for the lease of accommodations for civic offices and office equipment. Future minimum lease payments are as follows:

2017	$ 7,803
2018	7,429
2019	5,996
2020	5,545
2021	5,507
Subsequent	65,691
	$ 97,971

7. Employee Benefits

a) Under the retirement allowance plan, qualifying employees become entitled to a cash payment upon retirement, death or termination of service under certain conditions (excluding resignation). An actuarial valuation has estimated the unrecorded liability at December 31, 2016 at $1.5 million (2015 - $1.6 million).

b) Compensated absences represents benefits expected to be paid during future employee absences in respect of sick leave days earned in previous years. The amount of this unrecorded liability at December 31, 2016 is estimated at $929 thousand (2015 - $931 thousand).

c) Employees accrue vacation credits, which together with unused holidays from previous years, are not recorded as a liability on the Statement of Financial Position. The vacation credits generally become a charge to operations in the year after they are earned. The amount of this unrecorded liability at December 31, 2016 is estimated at $1.5 million (2015 - $1.5 million).

d) The City operates its workers compensation program on a self-insured basis. In lieu of paying premiums to the Workers Compensation Board of Manitoba, the City pays actual costs incurred plus an administration charge. The City has a responsibility regarding future costs (such as compensation, rehabilitation, medical aid, pension awards and administration) on existing claims and incurred but not reported claims. The amount of this unrecorded liability at December 31, 2016 is estimated at $1.2 million (2015 - $1.2 million).

e) Municipal Accommodations employees are eligible for pensions under the Winnipeg Civic Employees' Benefits Program. The City of Winnipeg allocates its pensions costs to various departments. During the year $1.6 million (2015 - $1.5 million) of pension costs were allocated to Civic Accommodations. An actuarial valuation for the Winnipeg Civic Employees' Benefits Program was made as of December 31, 2015 and has disclosed an actuarial surplus.

8. Contributions and Appropriations from Related Parties

a) Included in Municipal Accommodations Fund expenses are:
- Transfer to The City of Winnipeg Fleet Management - Special Operating Agency for insurance, manufacturing services, and rental on vehicles and equipment owned/leased by the Agency is $961 thousand (2015 - $929 thousand)
- Transfer from the Insurance Reserve Fund for recovery of insurance claims is $142 thousand (2015 - $48 thousand);
- Transfer to the Computer Replacement Reserve Fund is $11 thousand (2015 - $11 thousand);
- Transfer to the General Revenue Fund for general government charges is $614 thousand (2015- $611 thousand), which represents the estimated share of The City of Winnipeg's general expenses applicable to the Municipal Accommodations Fund; and
- Transfer to the General Revenue Fund for global savings is $94 thousand (2015 - $94 thousand);
- Transfer to the City of Winnipeg Parking Authority - Special Operating Agency for parking space rental is $9 thousand (2015 - $10 thousand).

b) Funds that transferred revenue to the Municipal Accommodations Fund were the following:

	2016	2015
General Revenue Fund	**$ 66,152**	$ 73,206
Sewage Disposal System	**1,199**	1,196
Waterworks System	**1,089**	1,102
Fleet Management - Special Operating Agency	**742**	744
Municipal Accommodations Fund	**592**	590
Winnipeg Parking Authority - Special Operating Agency	**283**	269
Animal Services - Special Operating Agency	**212**	212
Solid Waste Disposal Fund	**242**	242
Transit System	**301**	252
Wading and Outdoor Pool Extended Season Reserve Fund	**102**	123
Land Operating Reserve	**34**	-
	$ 70,948	$ 77,936

The majority of transfers represent charges for facility costs which include market rent, operating costs, maintenance costs and portfolio overheads.

9. Expenses by Object

	2016 Budget	**2016 Actual**	2015 Actual
Services, materials and supplies	**$ 34,557**	**$ 33,770**	$ 32,878
Salaries and employee benefits	**20,285**	**20,370**	19,601
Transfer to General Revenue Fund	**16,134**	**14,849**	7,455
Transfer to General Capital Fund	**5,530**	**5,538**	21,437
Other grants and transfers	**1,224**	**1,203**	1,977
Debt and finance charges	**569**	**577**	621
Recoveries	**(3,201)**	**(3,138)**	(3,716)
	$ 75,098	**$ 73,169**	$ 80,253

10. Related Party Transactions

Included in these financial statements are revenue and expense amounts resulting from routine operating transactions conducted at prevailing market prices with various City of Winnipeg controlled departments, agencies and corporations to which the City is related. Account balances resulting from these transactions are included in the Municipal Accommodations Fund's Statement of Financial Position and are settled on normal trade terms. Other amounts due to and from related parties and the terms of settlement are described separately in the financial statements and the notes thereto.



2016 Utilities
Detailed Financial Statements

Photo: Josh Lavallee, courtesy Tour Winnipeg

THE CITY OF WINNIPEG
TRANSIT SYSTEM

The City of Winnipeg Transit Department provides reliable, comfortable and accessible public transit service to the citizens of Winnipeg through the provision of three services - regular transit, Handi-transit, and chartered bus and special events transit service. The department's mission is to provide the best public transit service possible and to be the mode of choice for travel to the City's major activity centres.

Passenger revenue increased by $1.03 million from 2015, a 1.3 % increase. Revenue passengers for 2016 numbered 48.7 million, a 1.0% increase from 2015.

There is a renewed interest in Canada in using public transit as a preferred urban transportation mode of choice. This is supported by both senior levels of government who are making public transit and the environment priorities.

Through the Province's Building Manitoba Fund, an operating transfer of $40.1 million was provided to Winnipeg's transit system. This is $3.0 million greater than the previous year. The Province of Manitoba's capital grant commitment was $10.7 million, increasing by $1.6 million from the previous year.

For purposes of funding capital investments, funds transferred to the Transit System included $5.6 million from Canadian National Railway representing CN's share of costs associated with the work on the Pembina Highway underpass project, $3.5 million was received from the Federal Gas Tax Reserve, $1.9 million from the Bus Replacement Reserve, $1.1 million was transferred from the Land Operating Reserve and $0.523 million from the Southwest Rapid Transit Corridor Reserve. $2.8 million of Federal funding was recorded for the PPP Canada share of eligible costs to date on the South West Rapid Transitway (Stage 2) and Pembina Highway Underpass project.

The appropriation from the General Revenue Fund increased by $22.7 million from the previous year. The increase was mainly due to the adoption of the Cash to Capital methodology and transfers to capital reserves. The 2016 transfer to the General Capital fund was $17.2 million and budgeted transfers to the Transit reserves increased by $4.3 million.

Passenger revenues increased by $1.0 million which was partially offset by deceases in charter revenue. Operating expenses increased by $5.8 million from the previous year mainly due to the impact of contractual agreements on salaries and wages.

Handi-transit's trip requests increased from 2015 by 2.4%. Costs were higher than the previous year by $0.6 million mainly due to increased contractor expense and higher salary and benefit expenses.

Several achievements were realized during the year, including:

- The Southwest Rapid Transitway (Stage 2) and Pembina Highway Underpass Project - A contract was awarded to the successful P3 proponent enabling a reduction to the budget of $120 million. Construction is underway at the Investors Group Field station and is anticipated to be ready for use during the 2017 Canada summer games.

- Transit's smart card fare collection system was launched to the public on July 4, 2016. This system provides customers with more convenient ways to pay for transit by providing more flexible fare options and allowing them to load their cards online in the comfort of their home.

- Transit launched the U-Pass program with both the University of Winnipeg and University of Manitoba students that provides every student with a bus pass encouraging transit usage with the younger generations.

- City Council approval and Federal funding was announced for the Expansion of Transit Vehicle Overhaul and Maintenance Facilities capital project. The expansion will see upgrades to meet the technological and maintenance capacity requirements of the current and future fleet. Construction is expected to begin summer of 2017.

THE CITY OF WINNIPEG
TRANSIT SYSTEM

FIVE-YEAR REVIEW

December 31
("$" amounts in thousands of dollars, except for "Financial Statistics and Selected Ratios" section)
(unaudited)

	2016	2015	2014	2013	2012
Financial Position					
Tangible capital assets	**$ 344,700**	$ 319,795	$ 297,602	$ 312,213	$ 291,368
Total assets	**$ 360,453**	$ 347,785	$ 320,291	$ 328,034	$ 308,566
Debt	**$ 109,671**	$ 111,043	$ 109,531	$ 111,184	$ 112,260
Total liabilities	**$ 132,438**	$ 130,751	$ 120,888	$ 117,305	$ 117,460
Operations					
Passenger revenue	**$ 78,620**	$ 77,594	$ 78,091	$ 76,482	$ 72,672
- in relation to total revenue	**40.34%**	46.00%	46.28%	45.93%	45.22%
Appropriation from General Revenue Fund	**$ 69,919**	$ 47,209	$ 47,444	$ 45,888	$ 46,279
- in relation to total revenue	**35.88%**	27.99%	28.12%	27.56%	28.79%
Provincial operating transfers	**$ 40,103**	$ 37,110	$ 37,854	$ 33,534	$ 33,164
Operations expenses	**$ 76,655**	$ 73,000	$ 70,816	$ 68,683	$ 65,268
Plant and equipment expenses	**$ 53,893**	$ 52,163	$ 54,530	$ 48,372	$ 44,453
Total expenses	**$ 161,637**	$ 155,849	$ 156,109	$ 147,434	$ 140,895
Cash Flows					
Operating activities	**$ 20,798**	$ 40,321	$ 13,025	$ 39,171	$ 27,348
Debt issued, net	**$ 208**	$ 3,294	$ 398	$ 1,459	$ (165)
Payments to The Sinking Fund Trustees, net	**$ (1,264)**	$ (1,416)	$ (1,613)	$ (1,764)	$ (1,764)
Capital expenses	**$ (47,680)**	$ (44,550)	$ (6,167)	$ (40,180)	$ (38,521)
Financial Statistics and Selected Ratios					
Regular cash fare, end of year	**$ 2.65**	$ 2.60	$ 2.55	$ 2.50	$ 2.45
Handi-transit -					
Annual ridership (in thousands)	**464.9**	455.1	465.7	467.2	481.2
Total cost per passenger	**$ 23.83**	$ 23.01	$ 22.96	$ 21.99	$ 21.14
Revenue to cost ratio	**6%**	7%	8%	10%	10%
Regular transit -					
Annual ridership (in millions)	**48.7**	48.2	49.9	49.6	48.9
Bus hours operated (in thousands)	**1,542**	1,523	1,525	1,518	1,483
Direct operating cost per passenger	**$ 3.01**	$ 2.91	$ 2.80	$ 2.63	$ 2.53
Direct operating cost per vehicle hour	**$ 94.92**	o $ 92.15	$ 91.59	$ 85.98	$ 83.38
Revenue to cost ratio	**55%**	57%	57%	61%	59%
Municipal operating cost per capita	**$ 93.12**	$ 61.93	$ 63.01	$ 62.70	$ 62.33

THE CITY OF WINNIPEG
TRANSIT SYSTEM

STATEMENT OF FINANCIAL POSITION

As at December 31
(in thousands of dollars)
(unaudited)

	2016	2015
FINANCIAL ASSETS		
Cash	**$ 276**	$ 333
Accounts receivable (Note 3)	**8,327**	11,657
Due from General Revenue Fund (Note 4)	**-**	9,280
	8,603	21,270
LIABILITIES		
Accounts payable and accrued liabilities	**3,793**	13,300
Expropration liability	**11,900**	-
Deferred revenue	**58**	6,408
Due to General Revenue Fund (Note 4)	**7,016**	-
Debt (Note 5)	**109,671**	111,043
	132,438	130,751
NET FINANCIAL LIABILITIES	**(123,835)**	(109,481)
NON-FINANCIAL ASSETS		
Tangible capital assets (Note 6)	**344,700**	319,794
Inventory (Note 7)	**6,205**	5,827
Prepaid expenses	**945**	894
	351,850	326,515
ACCUMULATED SURPLUS (Note 8)	**$ 228,015**	217,034

See accompanying notes and schedule to the financial statements

THE CITY OF WINNIPEG
TRANSIT SYSTEM

STATEMENT OF OPERATIONS AND ACCUMULATED SURPLUS

For the years ended December 31
(in thousands of dollars)
(unaudited)

	2016 Budget	2016 Actual	2015 Actual
REVENUES			
System generated (Note 9)	**$ 83,712**	**$ 82,387**	$ 81,654
Appropriation from General Revenue Fund	**69,919**	**69,919**	47,209
Provincial Government transfers (Note 10)	**46,307**	**41,980**	38,864
Interest and other	**472**	**590**	939
Total revenues from operations	**200,410**	**194,876**	168,666
EXPENSES			
Operations (Note 11)	**79,646**	**76,655**	73,000
Plant and equipment (Note 12)	**56,873**	**53,893**	52,163
Other departmental (Note 13)	**11,894**	**11,590**	12,326
Client Services	**12,771**	**12,059**	11,553
Finance and administration	**3,238**	**2,824**	2,526
Planning, schedules and marketing	**2,381**	**2,072**	2,031
Information systems	**1,712**	**1,603**	1,548
Human resources	**749**	**681**	702
Asset Management	**-**	**260**	-
Total expenses from operations (Note 14)	**169,264**	**161,637**	155,849
Surplus for the year from operations	**31,146**	**33,239**	12,817
Net surplus/(deficit) from capital (Note 15)	**(31,146)**	**(22,258)**	4,814
NET SURPLUS FOR THE YEAR	**-**	**10,981**	17,631
ACCUMULATED SURPLUS, BEGINNING OF YEAR	**-**	**217,034**	199,403
ACCUMULATED SURPLUS, END OF YEAR	**$ -**	**$ 228,015**	$ 217,034

See accompanying notes and schedule to the financial statements

THE CITY OF WINNIPEG
TRANSIT SYSTEM

STATEMENT OF CASH FLOWS

For the years ended December 31
(in thousands of dollars)
(unaudited)

	2016	2015
NET INFLOW (OUTFLOW) OF CASH RELATED TO THE FOLLOWING ACTIVITIES:		
OPERATING		
Net surplus for the year	**$ 10,981**	$ 17,631
Non-cash items related to operations		
Amortization	**22,704**	21,848
Loss on disposal of tangible capital assets	**70**	510
Working capital from operations	**33,755**	39,989
Net change in other working capital	**(12,956)**	332
	20,799	40,321
FINANCING		
Interest on funds on deposit with The Sinking Fund Trustees of The City of Winnipeg ("The Sinking Fund Trustees")	**(315)**	(366)
Debt issued	**2,309**	5,195
Payments on other debt	**(2,102)**	(1,901)
Payments to The Sinking Fund Trustees for outstanding debt	**(1,264)**	(1,416)
Expropriation liability	**11,900**	-
Due from General Revenue Fund	**16,296**	2,935
	26,824	4,447
INVESTING		
Acquisition and construction of tangible capital assets	**(47,680)**	(44,550)
	(47,680)	(44,550)
Increase in cash	**(57)**	218
Cash, beginning of year	**333**	115
Cash, end of year	**$ 276**	$ 333

See accompanying notes and schedule to the financial statements

THE CITY OF WINNIPEG
TRANSIT SYSTEM

NOTES TO THE FINANCIAL STATEMENTS

December 31, 2016
(all tabular amounts are in thousands of dollars, unless otherwise noted)
(unaudited)

1. Significant Accounting Policies

The preparation of periodic financial statements necessarily involves the use of estimates and approximations because the precise determination of financial data frequently depends upon future events. These financial statements have been prepared by management within reasonable limits of materiality and within the framework of accounting policies summarized below.

Basis of accounting

The financial statements are prepared using the accrual basis of accounting. The accrual basis of accounting records revenue as it is earned and measurable. Expenses are recognized as they are incurred and measurable based upon receipt of goods or services and/or the creation of a legal obligation to pay with the following exception:

Vacation credits, compensated absences, retirement allowance, workers compensation claims, and insurance claims which are accounted for on a cash basis.

a) Inventory

Inventory is recorded at the lower of cost or net replacement cost.

b) Tangible capital assets

Tangible capital assets are recorded at cost, which includes all amounts that are directly attributable to acquisition, construction, development or betterment of the asset. The cost, less any residual value, of the tangible capital assets are amortized on a straight-line basis over their estimated useful lives as follows:

Buildings	10 to 50 years
Vehicles	5 to 18 years
Land improvements	10 to 30 years
Roads, tunnels and bridges	30 to 50 years
Other equipment	3 to 10 years

Capital work in progress is not amortized until the asset is available for productive use.

c) Government transfers

Government transfers are transfers of monetary assets or tangible capital assets to or from the City that are not the result of an exchange transaction, a direct financial return, or expected to be repaid in the future.

Government transfers are recognized in the consolidated financial statements as revenue in the financial period in which events giving rise to the transfer occur, providing the transfers are authorized, any eligibility criteria have been met including performance requirements, and reasonable estimates of the amounts can be determined.

Stipulations attached to transfers to the City may give rise to an obligation on the City's behalf in which case a liability will be recognized in the consolidated financial statements.

1. Significant Accounting Policies (continued)

d) Estimates

The preparation of financial statements requires management to make estimates and assumptions that affect the reported amounts of assets and liabilities and disclosure of contingent assets and liabilities at the date of the financial statements and the reported revenues and expenses during the reporting period. Significant areas requiring the use of estimates include determination of useful lives of tangible capital assets, allowance for doubtful accounts receivable, obsolete inventory and employee benefits. Actual results could differ from those estimates.

2. Status of the Transit System

The City of Winnipeg, under the provisions of The City of Winnipeg Charter, has been provided the authority to operate a public transit system. The history of public transportation in the City began with the formation of the Winnipeg Street Railway Company in 1882 using horse drawn cars and sleighs and evolved to the modern diesel buses of today. The Transit System's mission statement is to provide the best public transportation service possible and to be the mode of choice for travel to the City's major activity centres.

Funding of operations is through user fees, appropriations from The City of Winnipeg's General Revenue Fund, and Province of Manitoba urban transit transfers.

3. Accounts Receivable

	2016	2015
Province of Manitoba	**$ 3,598**	$ 8,699
Government of Canada	**2,885**	-
Advertising rights, charter and other	**1,844**	2,958
	$ 8,327	$ 11,657

4. Due to/from General Revenue Fund

The City of Winnipeg operates a centralized treasury function with a single operating bank account in the General Revenue Fund. Consequently, this fund does not have a bank account. Bank transactions are credited or charged to the "Due to/from" account when they are processed through the bank, and the amounts reported as cash represent bank deposits not yet charged to this account. Interest is credited or charged based on the City's average short-term earnings (cost of funds) on the single bank account, which is a function of the Bank of Canada rate. The December 31, 2016 effective interest rate was 0.45% (2015 - 0.45%).

5. Debt

Sinking fund debentures outstanding

Term	Maturity Date	Rate of Interest	Series	By-Law No.	Amount of Debt **2016**	Amount of Debt 2015
2010-2041	June 3	5.150	WB	183/2008	**60,000**	60,000
2011-2051	Nov. 15	4.300	WC	150/09	**29,750**	29,750
2015-2045	May-16	3.828	WD-3	6/2015	**3,619**	3,619
					93,369	93,369
Funds on deposit with the Sinking Funds (Note 5b)					**(7,976)**	(6,397)
Net sinking fund debentures outstanding					**85,393**	86,972

Other debt outstanding

Serial debentures issued by the City with varying maturities up to 2019 and a weighted average interest rate of 4.27% (2015 - 4.16%)	**225**	300
General Capital Fund debt issued by the City with varying maturities up to 2035 and a weighted average interest rate of 1.95% (2015 - 5.68%). Individual interest rates range from 0 to 7.25%.	**24,053**	23,771
	$ 109,671	$ 111,043

Principal retirement on debt over the next five years are as follows:

	2017	2018	2019	2020	2021	Thereafter
Sinking fund debentures	$ -	$ -	$ -	$ -	$ -	$ 93,369
Serial debentures	75	75	75	-	-	-
General Capital Fund debt	2,069	2,139	2,099	2,096	1,985	13,665
	$ 2,144	$ 2,214	$ 2,174	$ 2,096	$ 1,985	$ 107,034

a) All debentures are general obligations of The City of Winnipeg. Debenture debt is allocated to the General Capital Fund and the various utilities, including the Transit System, in the amounts shown in the issuing by-law.

b) The City of Winnipeg Charter requires the City to make annual payments to The Sinking Fund Trustees on debt outstanding as at December 31, 2002. Sinking fund arrangements after December 31, 2002 are managed in a separate fund by the City. The Winnipeg Transit System is currently paying between one to two percent on its outstanding sinking fund debentures. These annual payments are invested for the retirement of the debenture issues on their maturity dates.

5. Debt (continued)

c) Included in interest and finance charges expense is $468 thousand (2015 - $1.4 million) paid to the General Capital Fund.

d) Cash paid for interest during the year was $4.5 million (2016 - $4.7 million).

6. Tangible Capital Assets

	Net Book Value	
	2016	2015
Vehicles	**$ 112,048**	$ 120,486
Buildings	**34,263**	30,489
Land improvements	**9,714**	11,453
Land	**27,076**	15,176
Roads, bridges and tunnels	**112,653**	116,287
Other	**18,197**	17,762
Assets under construction	**30,749**	8,141
	$ 344,700	$ 319,794

For additional information, see the Schedule of Tangible Capital Assets (Schedule 1).

7. Inventory

	2016	2015
Stores	**$ 6,174**	$ 5,792
Tickets, passes and other	**31**	35
	$ 6,205	$ 5,827

8. Accumulated Surplus

	2016	2015
Appropriated	**$ 11,147**	$ 5,741
Unappropriated	**1,046**	8,576
Total accumulated surplus	**12,193**	14,317
Invested in tangible capital assets	**215,822**	202,717
	$ 228,015	$ 217,034

9. System Generated

	2016 Budget	**2016 Actual**	2015 Actual
Passenger	**$ 79,430**	**$ 78,620**	$ 77,594
Advertising rights	**2,548**	**2,551**	2,596
Charter and other	**1,734**	**1,216**	1,464
	$ 83,712	**$ 82,387**	$ 81,654

10. Provincial Government Transfers

The Provincial Government provided transfers of $40.1 million (2016 - $37.1 million) towards the operation of the Transit System, $1.9 million (2016 - $1.8 million) as a Local Government Support Transfer and $10.7 million (2016 - $9.1 million) as a Capital Transfer.

11. Operations

	2016 Budget	2016 Actual	2015 Actual
Bus operators	**$ 72,813**	**$ 69,758**	$ 66,534
Inspectors	**3,548**	**3,560**	3,335
Operations administration	**2,163**	**2,113**	2,097
Instruction	**1,122**	**1,224**	1,034
	$ 79,646	**$ 76,655**	$ 73,000

12. Plant and Equipment

	2016 Budget	2016 Actual	2015 Actual
Vehicle maintenance and overhaul	**$ 28,233**	**$ 26,748**	$ 23,883
Bus servicing	**17,125**	**16,624**	18,038
Facilities maintenance	**7,572**	**6,607**	6,436
Maintenance administration	**3,943**	**3,914**	3,806
	$ 56,873	**$ 53,893**	$ 52,163

13. Other Departmental

	2016 Budget	2016 Actual	2015 Actual
Interest and finance charges	**$ 5,166**	**$ 5,047**	$ 6,077
Taxes	**2,781**	**2,749**	2,595
Insurance and claims	**1,807**	**1,660**	1,731
General government charges and other	**1,302**	**1,229**	1,324
Employee benefits	**838**	**905**	599
	$ 11,894	**$ 11,590**	$ 12,326

a) Employee benefits

Employees accrue vacation credits, which together with unused holidays from previous years, are not recorded as a liability on the Statement of Financial Position. The vacation credits generally become a charge to operations in the year after they are earned. The amount of this unrecorded liability at December 31, 2016 is estimated at $5.6 million (2015 - $5.7 million).

Under the retirement allowance plan, qualifying employees become entitled to a cash payment upon retirement, death or termination of service under certain conditions (not resignation). An actuarial valuation has estimated the unrecorded liability at December 31, 2016 at $6.5 million (2015 - $6.5 million).

Compensated absences represents benefits expected to be paid during future employee absences in respect of sick leave days earned in previous years. An actuarial valuation has estimated the unrecorded liability at December 31, 2016 at $6.3 million (2015 - $6.1 million).

13. Other Departmental (continued)

The City of Winnipeg operates its workers compensation program on a self-insured basis. In lieu of paying premiums to the Workers Compensation Board of Manitoba, The City of Winnipeg pays actual costs incurred plus an administration fee. The City of Winnipeg recognizes a responsibility regarding future costs (such as compensation, rehabilitation, medical aid, pension awards and administration) on existing claims and incurred but not reported claims. The amount of this unrecorded liability is estimated to be $6.8 million (2015 - $6.6 million).

Transit System's employees are eligible for pensions under the Winnipeg Civic Employees' Benefits Program. The Plan is a defined benefit plan. The City of Winnipeg allocates its pension costs to various departments. During the year, $8.0 million (2015 - $7.8 million) of pension costs were allocated to the department. An actuarial valuation for the Winnipeg Civic Employees' Benefits Program was made as of December 31, 2015 and has an actuarial surplus.

b) General government charges

Included in general government charges and other is $793 thousand (2015 - $789 thousand) in general government charges to the General Revenue Fund, which represents the estimated share of The City of Winnipeg's general expenses applicable to the Transit System.

c) Civic accommodation charges

Included in expenses is $301 thousand (2015 - $252 thousand) that has been charged by the Municipal Accommodations Fund for the rental of office space.

d) Property and business taxes

Realty and business taxes represent full taxes paid to The City of Winnipeg. Taxes are assessed on property as if it were privately owned. During 2016, realty and business taxes paid to the General Revenue Fund was $792 thousand (2015 - $766 thousand).

e) Insurance

Included in expenses is a transfer of $220 thousand (2015 - credit of $185 thousand) that has been transferred to the Insurance Reserve.

f) 311 and business technology services

Included in expenses is $783 thousand (2015 - $783 thousand) that has been charged by the General Revenue Fund for services provided by the Corporate Support Services department.

14. Expenses by Object

	2016 Budget	**2016 Actual**	2015 Actual
Salaries and wages	**$ 92,669**	**$ 88,990**	$ 84,321
Materials and supplies	**28,864**	**28,857**	28,020
Employee benefits	**18,915**	**18,483**	17,065
Services	**17,865**	**15,618**	15,454
Interest on debt	**5,039**	**4,989**	5,988
Taxes - municipal and payroll	**2,781**	**2,750**	2,595
Other	**2,608**	**1,891**	2,093
Insurance and transfer to Insurance Reserve	**1,808**	**2,280**	1,718
Recoveries	**(1,285)**	**(2,221)**	(1,405)
	$ 169,264	**$ 161,637**	$ 155,849

15. Net Surplus (Deficit) from Capital

	2016 Budget	2016 Actual	2015 Actual
Revenues			
Province of Manitoba capital transfers (Note 10)	**$ -**	**$ 10,651**	$ 9,091
Other Capital Funding	**-**	**5,600**	-
Transfer from Federal Gas Tax Reserve	**-**	**3,517**	5,762
Transfer from Transit Bus Replacement Reserve	**-**	**1,868**	10,839
Government of Canada Capital transfers	**-**	**2,881**	-
Transfer from Land Operating Reserve	**-**	**1,144**	481
Transfer from SWRT Corridor Reserve	**-**	**523**	4,200
Developer Contributions	**-**	**-**	2,695
	-	**26,184**	33,068
Expenses			
Amortization	**4,015**	**22,704**	21,848
Transfer to capital	**17,173**	**17,173**	
Transfer to Transit Bus Replacement Reserve	**6,558**	**6,558**	5,596
Transfer to SW Transit Payment Reserve	**3,400**	**1,700**	
Work in process costs expensed in year	**-**	**237**	300
Loss on disposal of tangible capital assets	**-**	**70**	510
	31,146	**48,442**	28,254
	$ (31,146)	**$ (22,258)**	$ 4,814

16. Related Party Transactions

Included in these financial statements are income and expense amounts resulting from routine operating transactions conducted at prevailing market prices with various City of Winnipeg controlled departments, agencies and corporations to which the Transit System is related. Account balances resulting from these transactions are included in the Statement of Financial Position and are settled on normal trade terms. Other amounts due to and from related parties and the terms of settlement are described separately in the financial statements and the notes thereto.

THE CITY OF WINNIPEG
TRANSIT SYSTEM

SCHEDULE OF TANGIBLE CAPITAL ASSETS

As at December 31
(in thousands of dollars)
(unaudited)

	Vehicles	Buildings	Land Improvements
Cost			
Balance, beginning of year	$ 239,070	$ 41,480	$ 27,747
Add: Additions during the year	4,214	4,991	285
Less: Disposals during the year	(4,860)	(862)	-
Balance, end of year	238,424	45,609	28,032
Accumulated amortization			
Balance, beginning of year	(118,584)	(10,991)	(16,294)
Add: Amortization	(12,652)	(1,148)	(2,024)
Less: Accumulated amortization on disposal	4,860	793	-
Balance, end of year	(126,376)	(11,346)	(18,318)
Net Book Value of Tangible Capital Assets	$ 112,048	$ 34,263	$ 9,714

Land	Roads, Bridges, and Tunnels	Other	Assets Under Construction	2016	2015
$ 15,176	$ 131,251	$ 34,433	$ 8,141	**$ 497,298**	$ 454,709
11,900	(36)	3,718	22,608	**47,680**	44,550
-	-	(282)		**(6,004)**	(1,961)
27,076	131,215	37,869	30,749	**538,974**	497,298
-	(14,964)	(16,671)	-	**(177,504)**	(157,107)
-	(3,598)	(3,282)	-	**(22,704)**	(21,848)
-	-	281	-	**5,934**	1,451
-	(18,562)	(19,672)	-	**(194,274)**	(177,504)
$ 27,076	$ 112,653	$ 18,197	$ 30,749	**$ 344,700**	$ 319,794



Photo: Brian Gould, courtesy Tourism Winnipeg

THE CITY OF WINNIPEG
WATERWORKS SYSTEM

The Water and Waste Department ("the Department") is committed to providing and improving services for drinking water, sewage, land drainage, flood control and solid waste to the residents and business interests of Winnipeg. The Department, through its employees, continuous improvement initiatives and technological advancements, strives for excellence in customer service, environmental stewardship, cost effectiveness and fiscal responsibility.

The objective of the Waterworks System is to provide an uninterrupted supply of potable water under adequate pressure at least cost to the residents of Winnipeg. The Department is responsible for the planning, operating, maintenance and administration of the system. The Waterworks System budget provides funding for the intake, 174.5 kms of aqueduct, five pumping stations, four reservoir systems, one water treatment plant, and the distribution network along with debt charges, employee benefits, taxes, contributions to the General Revenue Fund, utility dividend and transfers to the Water Main Renewal Reserve.

The water treatment plant commenced the delivery of water to the City December 2009. The total cost was $300 million. The plant has a treatment capacity of 400 million litres per day and was constructed to enhance public health protection. The benefits of water treatment are: reduced risk of waterborne disease, reduced levels of disinfection by-products, and to meet more stringent Canadian drinking water quality guidelines as required by our Public Water System Operating License.

City Council approved The Utility Dividend Policy on March 22, 2011. The policy stated the utility will pay an annual dividend to the City of Winnipeg based on 8% of budgeted gross sales for the current year. The dividend policy is to be reviewed every four years within three months of each new term of City Council. On March 3, 2015, as part of the 2015 budget adoption process, Council amended the rate from 8% to 12% of budgeted gross water sales.

The Waterworks System utility dividend was $13.2 million in 2016 (2015 - $12.4 million).

THE CITY OF WINNIPEG
WATERWORKS SYSTEM

FIVE-YEAR REVIEW

December 31
(unaudited)

	2016	2015	2014	2013	2012
Block 1 rate in dollars (per cu. metre)	**$ 1.63**	$ 1.45	$ 1.42	$ 1.39	$ 1.35
Annual water pumped (million litres)	**69,096**	71,100	76,831	74,374	83,927
Water pumped in litres per capita per day	**260**	271	297	285	328
Average daily water pumped (million litres per day)	**189**	195	211	204	229
Maximum day water pumping rates (million litres per day)	**221**	240	261	260	312
Maximum hour water pumping rates (million litres per day)	**342**	337	375	369	479
Kilometres of aqueduct	**174.5**	174.5	174.5	174.5	174.5
Kilometres of feeder mains	**151.9**	151.9	149.9	149.9	149.9
Kilometres of water mains	**2,637.1**	2,614.2	2,592.3	2,584.7	2,557.0
Number of hydrants	**22,045**	21,919	21,692	21,335	21,101
Number of billed services	**205,759**	203,607	201,565	199,626	197,651

THE CITY OF WINNIPEG
WATERWORKS SYSTEM

STATEMENT OF FINANCIAL POSITION

As at December 31
(in thousands of dollars)
(unaudited)

	2016	2015
ASSETS		
Current		
Cash	**$ 2**	$ 2
Accounts receivable (Note 3)	**21,764**	19,681
Inventories	**1,533**	1,432
Prepaid expenses	**1**	-
	23,300	21,115
Tangible capital assets (Note 5)	**934,087**	923,185
Deferred charges (Note 6)	**1,850**	1,942
	$ 959,237	$ 946,242
LIABILITIES		
Current		
Due to General Revenue Fund (Note 4)	**$ 19,004**	$ 7,932
Accounts payable and accrued liabilities (Note 7)	**6,669**	7,210
Current portion of long-term debt (Note 8)	**3,050**	3,043
	28,723	18,185
Long-term debt (Note 8)	**129,017**	133,296
	157,740	151,481
ACCUMULATED SURPLUS (Note 9)	**801,497**	794,761
	$ 959,237	$ 946,242

See accompanying notes and schedules to the financial statements

THE CITY OF WINNIPEG
WATERWORKS SYSTEM

STATEMENT OF OPERATIONS AND ACCUMULATED SURPLUS

For the years ended December 31
(in thousands of dollars)
(unaudited)

	2016 Budget	2016 Actual	2015 Actual
REVENUES (Schedule 1)			
Sale of goods and services (Note 10)	**$ 110,253**	**$ 106,764**	$ 100,591
Government transfers and permits	**2,015**	**2,105**	1,915
Interest	**1,409**	**1,390**	1,654
Other	**135**	**190**	425
Total revenues	**113,812**	**110,449**	104,585
EXPENSES (Schedules 2 and 3)			
Water distribution	**46,738**	**43,047**	44,914
Debt and finance	**12,768**	**8,495**	9,334
Taxes, employee benefits and other (Note 11)	**6,859**	**6,274**	6,739
Engineering services	**4,144**	**4,000**	3,945
Finance and administration	**4,132**	**3,727**	3,755
Information systems and technology	**2,571**	**2,274**	1,936
Environmental standards	**1,539**	**1,486**	1,336
Customer services	**1,402**	**1,407**	1,370
Human resources	**1,106**	**999**	976
Total expenses from operations	**81,259**	**71,709**	74,305
Surplus for the year from operations	**32,553**	**38,740**	30,280
Transfers to other funds (Note 12)	**29,705**	**29,705**	28,879
Net surplus from operations after transfers to other funds	**2,848**	**9,035**	1,401
Net surplus / (loss) from capital (Schedule 4)	**-**	**(2,299)**	7,322
NET SURPLUS FOR THE YEAR	**$ 2,848**	**6,736**	8,723
ACCUMULATED SURPLUS, BEGINNING OF YEAR		**794,761**	786,038
ACCUMULATED SURPLUS, END OF YEAR		**$ 801,497**	$ 794,761

See accompanying notes and schedules to the financial statements

THE CITY OF WINNIPEG
WATERWORKS SYSTEM

STATEMENT OF CASH FLOWS

For the years ended December 31
(in thousands of dollars)
(unaudited)

	2016	2015
NET INFLOW (OUTFLOW) OF CASH RELATED TO THE FOLLOWING ACTIVITIES:		
OPERATING		
Net surplus for the year	**$ 6,736**	$ 8,723
Non-cash items related to operations		
Amortization	**23,252**	22,351
Loss on disposal of tangible capital assets	**-**	130
Working capital from operations	**29,988**	31,204
Change in net working capital other than cash	**(2,719)**	(675)
	27,269	30,529
FINANCING		
Due to General Revenue Fund	**11,072**	15,731
Amortization of debenture discount	**92**	92
Payments to sinking fund	**(2,836)**	(2,836)
Interest on sinking fund	**(1,229)**	(1,471)
Debt retired	**(214)**	(207)
	6,885	11,309
INVESTING		
Purchase of tangible capital assets	**(34,154)**	(41,840)
Cash, beginning of year	**2**	4
Decrease in cash	**-**	(2)
Cash, end of year	**$ 2**	$ 2

See accompanying notes and schedules to the financial statements

THE CITY OF WINNIPEG
WATERWORKS SYSTEM

NOTES TO THE FINANCIAL STATEMENTS

December 31, 2016
(all tabular amounts are in thousands of dollars, unless otherwise noted)
(unaudited)

1. Significant Accounting Policies

The preparation of periodic financial statements necessarily involves the use of estimates and approximations because the precise determination of financial data frequently depends upon future events. These financial statements have been prepared by management within reasonable limits of materiality and within the framework of accounting policies summarized below.

Basis of accounting

The financial statements are prepared using the accrual basis of accounting. The accrual basis of accounting records revenue as it is earned and measurable. Expenses are recognized as they are incurred and measurable based upon receipt of goods or services and/or the creation of a legal obligation to pay with the following exception:

Vacation credits, compensated absences, retirement allowance, workers compensation claims, environmental costs, and insurance claims which are recorded on a cash basis.

a) Tangible capital assets

Tangible capital assets are recorded at cost, which includes all amounts that are directly attributable to acquisition, construction, development or betterment of the asset. The cost, less any residual value, of the tangible capital assets are amortized on a straight-line basis over their estimated useful lives as follows:

Buildings	10 to 50 years
Machinery and equipment	10 to 40 years
Information systems	5 to 10 years
Bridges and structures	25 to 30 years
Water and sewage plants and networks:	
Underground networks	50 to 100 years
Water pumping stations and reservoirs	50 to 75 years

Assets under construction are not amortized until the asset is available for productive use.

b) Contributions of tangible capital assets

Tangible capital assets received as contributions are recorded at their fair value at the date of receipt and are also recorded as revenue.

c) Government transfers

Government transfers are transfers of monetary assets or tangible capital assets to or from the City that are not the result of an exchange transaction, a direct financial return, or expected to be repaid in the future.

1. Significant Accounting Policies (continued)

Government transfers are recognized in the consolidated financial statements as revenue in the financial period in which events giving rise to the transfer occur, providing the transfers are authorized, any eligibility criteria have been met including performance requirements, and reasonable estimates of the amounts can be determined.

Stipulations attached to transfers to the City may give rise to an obligation on the City's behalf in which case a liability will be recognized in the consolidated financial statements.

d) Debenture discounts and issue expenses

Issue expenses are charged to operations in the year of the related debenture issue and discounts on debentures issued are amortized over future periods to which they relate.

e) Shoal Lake Agreement

On June 30, 1989, agreement #7846 was formalized between The City of Winnipeg ("the City"), the Province of Manitoba ("the Province") and the Shoal Lake Indian Band Number 40 ("the Band"). The City and Province each paid $3 million to the Royal Trust Corporation of Canada. On January 1, 1996, the Canadian Imperial Bank of Commerce Trust was appointed as the new trustee. The principal sum of the trust created under the agreement is to be disbursed to the Band upon the expiry of the full term of 60 years, or upon termination of the agreement prior to the full term. The principal sum is to be calculated as the principal multiplied by the expired term divided by the full term with the balance returned equally to the City and the Province. The interest income is disbursed annually to the Band.

f) Water Main Renewal Reserve

On February 18, 1981, City Council adopted a motion that a reserve to fund the renewal of water mains be established and that there be an annual transfer of 100% of the water frontage levy revenue to the Water Main Renewal Reserve Fund. On January 30, 2002, City Council approved By-law No. 7958/2002 to include that frontage levies also fund the repair and replacement of streets and sidewalks in residential areas.

On September 24, 2008, City Council authorized the amendment of the Frontage Levy By-law No. 7958/2002. In 2009, City Council directed that the frontage levy revenue collected on the property tax be reported in the General Revenue Fund to pay for upgrading, repair, replacement and maintenance of streets and sidewalks. Since 2009, the Water Main Renewal Reserve is funded through water rates.

2. Status of the Waterworks System

Although the water supply system for the City of Winnipeg dates back to 1882, the Waterworks System ("Utility") was created in 1972 with the inception of Unicity. The Utility is self-supporting and is primarily funded by user fees which provide financing for the planning, design and construction, operation, maintenance and administration of the aqueduct, five pumping stations, four reservoir systems, a water treatment plant and the distribution network. The purpose of the Fund is to provide a structure to measure financial performance and accommodate long-term financial planning for the supply of water.

3. Accounts Receivable

	2016	2015
Water billings and other	**$ 22,164**	$ 20,081
Allowance for doubtful accounts	**(400)**	(400)
	$ 21,764	$ 19,681

4. Due to / from General Revenue Fund

The City of Winnipeg operates a centralized treasury function with a single operating bank account in the General Revenue Fund. Consequently, this fund does not have a bank account. Bank transactions are credited or charged to the "Due from" account when they are processed through the bank, and the amount reported as cash represents bank deposits not yet charged to this account and change funds. Interest is credited or charged based on the City's average short-term earnings (cost of funds) on the single bank account, which is a function of the Bank of Canada rate. The December 31, 2016 effective interest rate was 0.45% (2015 - 0.45%).

5. Tangible Capital Assets

	Net Book Value	
	2016	2015
Land	**$ 1,824**	$ 1,824
Buildings	**3,349**	3,453
Machinery and equipment	**1,031**	1,157
Computer	**6,854**	8,117
Underground networks	**599,290**	585,882
Road and bridges	**6,549**	578
Water pumping stations and reservoirs	**313,487**	312,692
Assets under construction	**1,703**	9,482
	$ 934,087	$ 923,185

For additional information, see the Schedule of Tangible Capital Assets (Schedule 5).

During 2016 and 2015 there were no write-downs of tangible capital assets, and interim financing charges capitalized during 2016 were $188 thousand (2015 - $191 thousand). In addition, underground networks contributed to the City and recorded in the Waterworks System Fund totalled $4.2 million in 2016 (2015 - $12.9 million) and were capitalized at their fair value at the time of receipt.

6. Deferred Charges

	2016	2015
Deferred debenture discount	**$ 1,850**	$ 1,942

7. Accounts Payable and Accrued Liabilities

	2016	2015
Accrued debenture interest	**$ 3,807**	$ 3,807
Other accrued liabilities	**1,158**	980
Performance deposits (miscellaneous capital holdbacks)	**813**	522
Deferred revenue and other	**464**	414
Trade accounts payable	**427**	1,487
	$ 6,669	$ 7,210

8. Long Term Debt

Sinking fund debentures outstanding

Term	Maturity Date	Rate of Interest	Series	By-Law No.	Amount of Debt **2016**	Amount of Debt 2015
2006-2036	July 17	5.200	VZ	183/2004 and 72/2006	**$ 60,000**	$ 60,000
2008-2036	July 17	5.200	VZ	72/2006 B	**100,000**	100,000
					160,000	160,000
Equity in Sinking Funds (Note 8b)					**(30,070)**	(26,005)
Net sinking fund debentures outstanding					**129,930**	133,995

Other long-term debt outstanding

Canada Mortgage and Housing Corporation ("CMHC") debt, maturity in 2025, interest rate of 3.35%	**2,137**	2,344
	132,067	136,339
Current portion of long-term debt	**(3,050)**	(3,043)
	$ 129,017	$ 133,296

Principal retirement on long-term debt over the next five years is as follows:

	2017	2018	2019	2020	2021	Thereafter
Sinking fund debentures	$ -	$ -	$ -	$ -	$ -	$ 160,000
CMHC	214	221	229	237	244	992
	$ 214	$ 221	$ 229	$ 237	$ 244	$ 160,992

a) All debentures are general obligations of The City of Winnipeg. Debenture debt is allocated to the General Capital Fund and various utilities in the amounts shown in the issuing by-law.

8. Long Term Debt (continued)

b) The City of Winnipeg Charter requires the City to make annual payments to The Sinking Fund Trustees on debt outstanding as at December 31, 2002. Sinking Fund arrangements after December 31, 2002 are managed by the City in a separate fund. The City of Winnipeg Waterworks System is currently paying between two and three percent on its outstanding sinking fund debentures. These annual payments are invested for the retirement of the debenture issues on their maturity dates.

c) Cash paid for interest during the year was $8.5 million (2015 - $9.3 million).

9. Accumulated Surplus

	2016	2015
Invested in tangible capital assets	**$ 802,020**	$ 786,846
Retained earnings	**(523)**	7,915
	$ 801,497	$ 794,761

10. Revenue

Effective January 1, 2016 the block 1 water rate was $1.63 per hundred cubic metres (2015 - $1.45). Water rates completed the transition to a uniform rate for block 1, 2 and 3 in 2016.

11. Taxes, Employee Benefits and Other

Property taxes

Property taxes represent full taxes paid to outside municipalities and to The City of Winnipeg General Revenue Fund. Taxes are assessed on property as if it were privately owned. The only exceptions to this are payments-in-lieu of taxes paid to the R.M. of Tache, the R.M. of Springfield and the Local Government District of Reynolds which equate to 10% of full taxes - "full taxes" being in each case the verifiable product of the City's (exempt) assessment multiplied by the jurisdiction's prevailing mill rate adjusted to mill rates which would prevail if "full taxes" were being paid by the City. During 2016, tax paid to the General Revenue Fund was $2.7 million (2015 - $2.7 million).

Employee benefits

Employees accrue vacation credits which together with unused holidays from previous years are not recorded as a liability on the Statement of Financial Position. The vacation credits generally become a charge to operations in the year after they are earned. The amount of this unrecorded liability at December 31, 2016 is $3.0 million (2015 - $2.9 million).

The City operates its workers compensation program on a self-insured basis. In lieu of paying premiums to the Workers Compensation Board of Manitoba, the City pays actual costs incurred plus an administration charge. The City has a responsibility regarding future costs (such as compensation, rehabilitation, medical aid, pension awards and administration) on existing claims and incurred but not reported claims. The amount of this unrecorded liability at December 31, 2016 is estimated at $2.2 million (2015 - $2.5 million).

11. Taxes, Employee Benefits and Other (continued)

Compensated absences represents benefits expected to be paid during future employee absences in respect of sick leave days earned in previous years. An actuarial valuation has estimated the unrecorded liability at December 31, 2016 at $2.0 million (2015 - $2.0 million).

Under the retirement allowance plan, qualifying employees become entitled to a cash payment upon retirement, death or termination of service under certain conditions (not resignation). An actuarial valuation has estimated the unrecorded liability at December 31, 2016 at $3.5 million (2015 - $3.6 million).

Waterworks System employees are eligible for pensions under the Winnipeg Civic Employees' Benefits Program. The City of Winnipeg allocates its pensions costs to various departments. During the year $3.5 million (2015 - $3.4 million) of pension costs were allocated to the Waterworks System. An actuarial valuation for the Winnipeg Civic Employees' Benefits Program was made as of December 31, 2015 and has disclosed an actuarial surplus.

General government charges

Included in expenses is $1.06 million (2015 - $1.06 million) in general government service charges which represents the estimated share of The City of Winnipeg's General Revenue Fund's general expenditure.

Rent

Included in expenses is $1.1 million (2015 - $1.1 million) that has been charged by the Municipal Accommodations Fund for the rental of office space.

Insurance and damage claims

Included in expenses is $105 thousand credit (2015 - $72 thousand credit) charged by the City of Winnipeg Insurance Reserve.

12. Transfers to Other Funds

The Waterworks System transfers to other funds are as follows:

	2016	2015
Transfer to Water Main Renewal Reserve	**$ 16,500**	$ 16,500
Utility dividend transfer to General Revenue	**13,205**	12,379
	$ 29,705	$ 28,879

Beginning 2011, City Council approved The Utility Dividend Policy that directs the Waterworks System to make annual dividend payments to the City of 8% of adopted budget gross sales. Council increased the utility dividend to 12% of budgeted water sales in 2015.

13. Related Party Transactions

Included in these financial statements are income and expense amounts resulting from routine operating transactions conducted at prevailing market prices with various City of Winnipeg controlled departments, agencies and corporations to which the City is related. Account balances resulting from these transactions are included in the Waterworks System's Statement of Financial Position and are settled on normal trade terms. Other amounts due to and from related parties and the terms of settlement are described separately in the financial statements and the notes thereto.

THE CITY OF WINNIPEG
WATERWORKS SYSTEM

Schedule 1

REVENUES

For the years ended December 31
(in thousands of dollars)
(unaudited)

	2016 Budget	2016 Actual	2015 Actual
Sale of goods and services			
Water sales	**$ 110,063**	**$ 106,537**	$ 100,374
Fire hydrant and other rentals	**111**	**163**	167
Sale of goods and services	**79**	**64**	50
	110,253	**106,764**	100,591
Government transfers, permits and other			
Permits and fees	**1,128**	**1,316**	1,118
Provincial support transfer	**887**	**789**	797
	2,015	**2,105**	1,915
Interest			
Sinking Fund earnings	**1,229**	**1,229**	1,471
Capital construction interest	**80**	**188**	191
Interest	**100**	**(27)**	(8)
	1,409	**1,390**	1,654
Other	**135**	**190**	425
Total revenues	**$ 113,812**	**$ 110,449**	$ 104,585

THE CITY OF WINNIPEG
WATERWORKS SYSTEM

Schedule 2

EXPENSES

For the years ended December 31
(in thousands of dollars)
(unaudited)

	2016 Budget	2016 Actual	2015 Actual
Water treatment and distribution			
Water treatment plant	**$ 18,726**	**$ 17,440**	$ 17,406
Water main maintenance	**10,542**	**7,176**	8,686
Service pipe maintenance	**4,917**	**6,158**	6,537
Hydrant maintenance	**2,482**	**2,667**	3,192
Emergency services	**2,165**	**2,045**	1,911
Railway maintenance and operations	**2,256**	**2,007**	1,789
General administration	**1,866**	**1,717**	1,918
Valve maintenance	**1,014**	**1,428**	1,066
Water meter maintenance	**1,500**	**1,176**	1,221
Intake operation	**561**	**575**	577
Stores - 552 Plinguet	**482**	**453**	455
Mechanical/civil/electrical maintenance allocation	**148**	**149**	133
Meter shop	**79**	**56**	23
	46,738	**43,047**	44,914
Corporate Division			
Taxes, employee benefits and other			
Property taxes	**3,133**	**3,128**	3,086
Rent	**1,104**	**1,104**	1,101
General government charges	**1,064**	**1,064**	1,060
Employee benefits	**840**	**837**	930
Provincial payroll tax	**872**	**786**	775
Insurance and damage claims	**446**	**484**	549
Other services	**250**	**219**	220
Transfer to (from) insurance reserve	**-**	**(105)**	(72)
Recoveries	**(850)**	**(1,243)**	(910)
	6,859	**6,274**	6,739
Debt and finance			
Long-term debt			
Interest	**8,404**	**8,401**	9,242
Finance charges	**92**	**94**	92
Amortization	**4,272**	**-**	-
	12,768	**8,495**	9,334

THE CITY OF WINNIPEG
WATERWORKS SYSTEM

Schedule 2

EXPENSES

For the years ended December 31
(in thousands of dollars)
(unaudited)

	2016 Budget	2016 Actual	2015 Actual
Engineering services division			
Water planning	**1,344**	**1,411**	1,328
Design and construction	**675**	**659**	657
Drafting and graphics	**628**	**531**	531
Customer technical services	**443**	**419**	368
Administration	**347**	**350**	374
Engineer designate support	**257**	**300**	369
Asset management	**268**	**195**	189
Services development	**182**	**135**	129
	4,144	**4,000**	3,945
Finance and administration division			
Customer billing	**2,671**	**2,479**	2,527
Accounting services	**450**	**408**	484
Capital planning	**270**	**225**	250
Plinguet operational support	**261**	**222**	52
Office of the Director	**161**	**178**	184
Knowledge management	**173**	**132**	140
Rates and business analysis	**146**	**83**	118
	4,132	**3,727**	3,755
Information systems and technology division			
Major systems	**1,019**	**989**	778
Support services	**1,046**	**965**	742
Planning and design	**506**	**320**	416
	2,571	**2,274**	1,936
Customer services division			
Customer relations	**938**	**1,003**	952
Administration	**272**	**256**	237
Communications	**192**	**148**	181
	1,402	**1,407**	1,370
Environmental standards division			
Analytical services	**973**	**887**	845
Compliance	**306**	**341**	287
Administration	**260**	**258**	204
	1,539	**1,486**	1,336

THE CITY OF WINNIPEG
WATERWORKS SYSTEM

Schedule 2

EXPENSES

For the years ended December 31
(in thousands of dollars)
(unaudited)

	2016 Budget	2016 Actual	2015 Actual
Human resources division			
Human resources	**503**	**477**	450
Timekeeping and payroll	**196**	**192**	188
Work place health and safety	**200**	**168**	173
Human resources training	**207**	**162**	165
	1,106	**999**	976
Total expenses from operations	**81,259**	**71,709**	74,305
Transfers to other funds (Note 12)			
Transfer to Water Main Renewal Reserve	**16,500**	**16,500**	16,500
Dividend transfer to General Revenue	**13,205**	**13,205**	12,379
Total transfers to other funds	**29,705**	**29,705**	28,879
Total expenses	**$ 110,964**	**$ 101,414**	$ 103,184

THE CITY OF WINNIPEG
WATERWORKS SYSTEM

Schedule 3

EXPENSES BY OBJECT

For the years ended December 31
(in thousands of dollars)
(unaudited)

	2016 Budget	2016 Actual	2015 Actual
Salaries	**$ 39,770**	**$ 36,959**	$ 35,873
Goods and services	**37,115**	**33,974**	34,842
Transfers	**31,894**	**31,789**	30,992
Interest on long-term debt	**8,496**	**8,494**	9,334
Employee benefits	**7,497**	**7,305**	7,230
Other expenses	**4,481**	**4,452**	4,436
Finance charges	**225**	**154**	144
Grants	**129**	**129**	164
Amortization/sinking fund	**4,272**	**-**	-
Recoveries	**(22,915)**	**(21,842)**	(19,831)
Total expenses	**$ 110,964**	**$ 101,414**	$ 103,184

THE CITY OF WINNIPEG
WATERWORKS SYSTEM

Schedule 4

NET SURPLUS (LOSS) FROM CAPITAL

For the years ended December 31
(in thousands of dollars)
(unaudited)

	2016 Actual	2015 Actual
Revenues		
Transfers		
Water Main Renewal Reserve	**$ 16,081**	$ 14,927
General Capital Fund	**357**	1,883
Sewage Disposal System	**315**	458
	16,753	17,268
Developer contributions-in-kind	**4,202**	12,907
Total revenue from capital	**20,955**	30,175
Expenses		
Amortization	**23,252**	22,351
Other expenses	**2**	372
Loss on disposal of tangible capital assets	**-**	130
Total expenses from capital	**23,254**	22,853
Net surplus / (loss) from capital	**$ (2,299)**	$ 7,322

THE CITY OF WINNIPEG
WATERWORKS SYSTEM

SCHEDULE OF TANGIBLE CAPITAL ASSETS

As at December 31
(in thousands of dollars)
(unaudited)

	General			
	Land	Buildings	Machinery and Equipment	Computer
Cost				
Balance, beginning of year	$ 1,824	$ 5,752	$ 10,491	$ 40,530
Add: Additions during the year	-	-	26	695
Less: Disposals during the year	-	-	(205)	-
Balance, end of year	1,824	5,752	10,312	41,225
Accumulated amortization				
Balance, beginning of year	-	2,299	9,334	32,413
Add: Amortization	-	104	152	1,958
Less: Accumulated amortization on disposals	-	-	(205)	-
Balance, end of year	-	2,403	9,281	34,371
Net Book Value of Tangible Capital Assets	$ 1,824	$ 3,349	$ 1,031	$ 6,854

Schedule 5

Infrastructure				Totals	
Underground Networks	Roads and Bridges	Water Pumping Stations and Reservoirs	Assets Under Construction	**2016**	2015
$ 847,360	$ 630	$ 410,983	$ 9,482	**$ 1,327,052**	$ 1,287,053
26,388	6,114	8,710	(7,779)	**34,154**	41,840
(4,263)	-	-		**(4,468)**	(1,841)
869,485	6,744	419,693	1,703	**1,356,738**	1,327,052
261,478	52	98,291	-	**403,867**	383,228
12,980	143	7,915	-	**23,252**	22,351
(4,263)	-	-	-	**(4,468)**	(1,712)
270,195	195	106,206	-	**422,651**	403,867
$ 599,290	$ 6,549	$ 313,487	$ 1,703	**$ 934,087**	$ 923,185

THE CITY OF WINNIPEG
SEWAGE DISPOSAL SYSTEM

The Water and Waste Department ("the Department") is committed to providing and improving services for drinking water, sewage, land drainage, flood control and solid waste services to the residents and businesses of Winnipeg. The Department, through its employees, continuous improvement initiatives and technological advancements, strives for excellence in customer service, environmental stewardship, cost effectiveness and fiscal responsibility.

The objective of the Sewage Disposal System is to protect public health, and the aquatic environment through adequate collection and treatment of sewage generated in Winnipeg as well as hauled liquid waste received from Winnipeg and surrounding communities. The Department is responsible for the planning, engineering, contract administration, operation, maintenance and management of the system. The Sewage Disposal System budget provides funding for local collection sewers, the interception system, three sewage treatment plants, biosolids disposal and an industrial and hazardous waste control program along with debt charges, employee benefits, taxes and a contribution to the General Revenue Fund, utility dividend and transfers to the Environmental Projects Reserve and Sewer System Rehabilitation Reserve.

An Environmental Projects Reserve Fund was authorized by City Council on December 17, 1993. It was established to fund environmental projects to protect river quality. River quality is under the jurisdiction of the Province of Manitoba. In 2003, the Clean Environment Commission (CEC) conducted public hearings to review and receive comments on the City's sewage collection and treatment improvement program, and made several recommendations to upgrade and improve the sewage collection and treatment systems. In response Manitoba Sustainable Development issued Environment Act Licences to the City for the North End Sewage Treatment Plant, West End Sewage Treatment Plant and South End Sewage Treatment Plant (NEWPCC, WEWPCC, SEWPCC). The licences stipulate effluent parameters that require upgrades to the sewage treatment plants. The licences require effluent disinfection, nutrient removal, and solids management to be in compliance with the Environment Act. Based on preliminary assessments the upgrade program is estimated to cost $1.1 billion depending on market factors. The Reserve is financed through a monthly transfer from the Sewage Disposal System Fund based upon the amount of water consumption billed. The reserve funds ongoing environmental programs and studies including a portion of the sewage collection and treatment system improvements as directed by the Province of Manitoba.

In 2013, a licence was issued under the Environment Act, which governs combined sewer overflows. The Combined Sewer Overflow (CSO) Master Plan - Preliminary Proposal was submitted to the province in which the City has proposed a CSO control limit defined as 85% capture in a representative year. It balances environmental, economic and social values, and will provide a responsible and reasonable recommendation for moving forward with this challenging regulatory issue. This proposal is estimated to cost one billion dollars.

An engineering assignment for the SEWPCC nutrient removal upgrade was awarded in April, 2013. The project is currently in the construction phase. An Engineering assignment for the NEWPCC nutrient reduction and recovery, including biosolids handling, was awarded in January, 2016. This project is currently in the conceptual design phase.

City Council approved The Utility Dividend Policy on March 22, 2011. The policy stated the utility will pay an annual dividend to the City of Winnipeg based on 8% of budgeted gross sales for the current year. The dividend policy is to be reviewed every four years within three months of each new term of City Council. On March 3, 2015, as part of the 2015 budget adoption process, Council amended the rate from 8% to 12% of budgeted gross water sales. The Sewage Disposal System dividend was $18.8 million in 2016 (2015 - $18.4 million).

THE CITY OF WINNIPEG
SEWAGE DISPOSAL SYSTEM

FIVE-YEAR REVIEW

December 31
(unaudited)

	2016	2015	2014	2013	2012
Rate in dollars (per cubic meter)	**$ 2.40**	$ 2.28	$ 2.21	$ 2.15	$ 2.10
Annual sewage received (million litres)*	**100,716**	93,245	101,750	89,423	90,685
Daily sewage received (million litres)*	**275.0**	255.6	278.8	245.0	247.8
Kilometres of interceptor sewers	**139.7**	133.8	120.0	119.4	118.7
Kilometres of combined sewers **	**1,020.7**	1,026.2	1,026.7	1,037.0	1,039.1
Kilometres of wastewater sewers	**1,493.4**	1,448.4	1,436.4	1,423.0	1,391.0
Kilometres of storm sewers	**1,395.0**	1,370.3	1,365.0	1,359.8	1,326.1
Number of lift stations	**74**	74	74	74	74
Number of billed sewer services	**205,655**	203,491	201,439	199,498	197,530

Note:
* Sewage received is dependent on both levels of precipitation and water conservation efforts.
** Reduction in combined sewers is due to sewer separation projects resulting from the combined sewer overflow and basement flood management program.

THE CITY OF WINNIPEG
SEWAGE DISPOSAL SYSTEM

STATEMENT OF FINANCIAL POSITION

As at December 31
(in thousands of dollars)
(unaudited)

	2016	2015
ASSETS		
Current		
Cash	**$ 1**	$ 1
Due from General Revenue Fund (Note 3)	**80,333**	71,752
Accounts receivable (Note 4)	**51,511**	44,558
Prepaid expenses	**67**	267
Inventory	**233**	197
	132,145	116,775
Long-term receivable	**4,555**	-
Tangible capital assets (Note 5)	**1,026,425**	960,647
	$ 1,163,125	$ 1,077,422
LIABILITIES		
Current		
Accounts payable and accrued liabilities (Note 6)	**$ 26,470**	$ 24,036
Current portion of long-term debt (Note 7)	**453**	-
	26,923	24,036
Deferred revenue	**6,600**	6,600
Other liabilities (Note 8)	**7,273**	5,534
Long-term debt (Note 7)	**23,547**	-
	64,343	36,170
ACCUMULATED SURPLUS (Note 9)	**1,098,782**	1,041,252
	$ 1,163,125	$ 1,077,422

Commitment (Note 8)

See accompanying notes and schedules to the financial statements

THE CITY OF WINNIPEG
SEWAGE DISPOSAL SYSTEM

STATEMENT OF OPERATIONS AND ACCUMULATED SURPLUS

For the years ended December 31
(in thousands of dollars)
(unaudited)

	2016 Budget	2016 Actual	2015 Actual
REVENUES (Schedule 1)			
Sewer services (Note 10)	**$ 156,377**	**$ 150,038**	$ 148,126
Government transfers, permits and other	**9,090**	**10,444**	11,826
Interest	**600**	**513**	659
Total revenues	**166,067**	**160,995**	160,611
EXPENSES (Schedules 2 and 3)			
Collection, interception and treatment	**47,043**	**46,030**	43,580
Taxes, employee benefits and other (Note 11)	**15,499**	**14,754**	14,897
Engineering services	**7,571**	**6,640**	6,003
Finance and administration	**4,128**	**3,697**	3,245
Environmental standards	**2,819**	**2,815**	2,626
Information systems and technology	**3,137**	**2,710**	2,144
Customer services	**1,097**	**1,145**	949
Human resources	**975**	**898**	873
Debt and finance	**10**	**337**	4
Total expenses from operations	**82,279**	**79,026**	74,321
Surplus for the year from operations	**83,788**	**81,969**	86,290
Transfers to other funds (Note 12)	**63,660**	**61,386**	67,097
Net surplus from operations after transfer to other funds	**20,128**	**20,583**	19,193
Net surplus from capital (Schedule 4)	**-**	**36,947**	28,765
Net surplus for the year	**$ 20,128**	**57,530**	47,958
ACCUMULATED SURPLUS, BEGINNING OF YEAR		**1,041,252**	993,294
ACCUMULATED SURPLUS, END OF YEAR		**$ 1,098,782**	$ 1,041,252

See accompanying notes and schedules to the financial statements

THE CITY OF WINNIPEG
SEWAGE DISPOSAL SYSTEM

STATEMENT OF CASH FLOWS

For the years ended December 31
(in thousands of dollars)
(unaudited)

	2016	2015
NET INFLOW (OUTFLOW) OF CASH RELATED TO THE FOLLOWING ACTIVITIES:		
OPERATING		
Net surplus for the year	**$ 57,530**	$ 47,958
Non-cash items related to operations		
Amortization	**22,076**	21,474
Loss on disposal of tangible capital assets	**289**	972
Working capital from operations	**79,895**	70,404
Change in net working capital other than cash	**(7,171)**	7,212
	72,724	77,616
FINANCING		
Proceeds from loan	**24,000**	-
Due from General Revenue Fund	**(8,581)**	1,849
	15,419	1,849
INVESTING		
Purchase of tangible capital assets	**(88,143)**	(79,465)
Cash, beginning of year	**1**	1
Cash, end of year	**$ 1**	$ 1

See accompanying notes and schedules to the financial statements

THE CITY OF WINNIPEG
SEWAGE DISPOSAL SYSTEM

NOTES TO THE FINANCIAL STATEMENTS

December 31, 2016
(all tabular amounts are in thousands of dollars, unless otherwise noted)
(unaudited)

1. Significant Accounting Policies

The preparation of periodic financial statements necessarily involves the use of estimates and approximations because the precise determination of financial data frequently depends upon future events. These financial statements have been prepared by management within reasonable limits of materiality and within the framework of accounting policies summarized below.

Basis of accounting

The financial statements are prepared using the accrual basis of accounting. The accrual basis of accounting records revenue as it is earned and measurable. Expenses are recognized as they are incurred and measurable based upon receipt of goods or services and/or the creation of a legal obligation to pay with the following exceptions:

Vacation credits, compensated absences, retirement allowance, workers compensation claims, environmental costs, and insurance claims are recorded on a cash basis.

a) Tangible capital assets

Tangible capital assets are recorded at cost, which includes all amounts that are directly attributable to acquisition, construction, development or betterment of the asset. The cost, less any residual value, of the tangible capital assets are amortized on a straight-line basis over their estimated useful lives as follows:

Buildings	10 to 50 years
Machinery and equipment	10 to 25 years
Information systems	5 to 10 years
Water and sewage plants and networks:	
Underground networks	75 to 100 years
Sewage treatment plants and lift stations	50 to 75 years

Assets under construction are not amortized until the asset is available for productive use.

b) Contributions of tangible capital assets

Tangible capital assets received as contributions are recorded at their fair value at the date of receipt and are also recorded as revenue.

c) Deferred revenue

Government transfers, contributions and other amounts are received from third parties pursuant to legislation, regulation or agreement and may only be used in the conduct of certain programs, in the completion of specific work or for the acquisition and construction of tangible capital assets. Revenue is recognized in the period when the related expenses are incurred or the tangible capital assets are acquired.

1. Significant Accounting Policies (continued)

d) Government transfers

Government transfers are transfers of monetary assets or tangible capital assets to or from the City that are not the result of an exchange transaction, a direct financial return, or expected to be repaid in the future.

Government transfers received are recognized in the fund financial statements as revenue in the financial period in which the transfers are authorized, any eligibility criteria have been met, stipulations, if any, have been met and reasonable estimates of the amounts can be determined.

Stipulations attached to transfers to the City that give rise to an obligation on the City's behalf, are deferred in the consolidated financial statements to the extent that the obligation meets the definition of a liability.

e) Sewer System Rehabilitation Reserve

On May 27, 1992, City Council authorized the establishment of the Combined Sewer Renewal Reserve and the Wastewater Sewer Renewal Reserve Funds for the renewal and rehabilitation of combined and wastewater sewers, respectively, that are budgeted within the Sewage Disposal System Fund ("Utility") capital budget. Funding was provided from the frontage levy identified for this purpose in By-law 549/73 (as amended from time to time). The purpose of the Reserves was to provide a consistent approach to financing infrastructure renewal and to renew and rehabilitate combined and wastewater sewers (as defined by the Sewer Utility By-law 5058/88).

The annual frontage levy funding was allocated by City Council between the Combined Sewer Renewal Reserve and the Wastewater Sewer Renewal Reserve in accordance with the capital program requirements. On January 30, 2002, City Council passed By-law No. 7958/2002 "Frontage Levy By-law" to include the repair and replacement of streets and sidewalks in residential areas.

On September 27, 2006, City Council approved the consolidation of the Combined Sewer Renewal Reserve and the Wastewater Sewer Renewal Reserve Funds into the Sewer System Rehabilitation Reserve Fund, which was effective October 1, 2006.

On December 15, 2009, City Council authorized, by way of approval of the Capital Budget, that effective 2009, the frontage levy revenue collected on property taxes will be phased out as of 2011. The frontage levy will be reported in the General Revenue Fund to pay for the upgrading, repair, replacement and maintenance of streets and sidewalks. Therefore, the future sources of funding for the Sewer System Rehabilitation Reserve Fund will include revenues from sewer rates, which are transferred from the Sewage Disposal System Fund, and interest. In 2016, $16.0 million (2015 - $20.4 million) was transferred to the Sewer System Rehabilitation Reserve Fund.

The Director of the Water and Waste Department is the Fund Manager.

f) Environmental Projects Reserve

On December 17, 1993, City Council authorized the establishment of a River Quality Environmental Studies Reserve Fund for the purpose of providing funding for environmental studies for river quality. On January 24, 1996, City Council changed the name of this reserve to the Environmental Projects Reserve Fund to more accurately reflect the nature of the projects reported in this reserve.

The 2016 sewer rate includes a provision of 31 cents (2015 - 28 cents) per cubic meter of billed water consumption to be transferred from the Sewage Disposal System Fund to this Reserve. In 2016, $16.7 million (2015 - $16.8 million) was transferred to the Environmental Projects Reserve Fund.

The Director of the Water and Waste Department is the Fund Manager.

2. Status of the Sewage Disposal System

Although sewer collection and treatment began in the City of Winnipeg in 1935, the Sewage Disposal System was created in 1972 with the inception of Unicity. The Utility is self-supporting and is primarily funded by user fees which provide financing for the planning, design and construction, operation, maintenance and administration of local collection sewers, the interception system, three treatment plants, sludge disposal and an industrial and hazardous waste control program. The purpose of the Fund is to provide a structure to measure financial performance and accommodate long-term financial planning for the City's sewage collection and treatment system.

3. Due from General Revenue Fund

The City of Winnipeg operates a centralized treasury function with a single operating bank account in the General Revenue Fund. Consequently, this fund does not have a bank account. Bank transactions are credited or charged to the "Due from" account when they are processed through the bank. Interest is credited or charged based on the City's average short-term earnings (cost of funds) on the single bank account, which is a function of the Bank of Canada rate. The December 31, 2016 effective interest rate was 0.45% (2015 - 0.45%).

4. Accounts Receivable

	2016	2015
Trade Accounts	**$ 37,274**	$ 37,818
Government of Canada	**7,955**	3,562
Province of Manitoba	**6,282**	3,178
	$ 51,511	$ 44,558

5. Tangible Capital Assets

	Net Book Value	
	2016	2015
Land	**$ 1,428**	$ 1,428
Land improvement	**712**	95
Buildings	**352**	362
Equipment	**181**	100
Information technology	**291**	62
Underground networks	**658,843**	637,605
Sewage treatment plants and lift stations	**241,832**	240,377
Assets under construction	**122,786**	80,618
	$ 1,026,425	$ 960,647

For additional information, see the Schedule of Tangible Capital Assets (Schedule 5).

During 2016 there was no write-down of tangible capital assets. Interim financing charges capitalized during 2016 were $187 thousand (2015 - $193 thousand). In addition, underground networks contributed to the City and recorded in the Sewage Disposal System Fund totaled $3.9 million in 2016 (2015 - $17.7 million) and were capitalized at their fair value at the time of receipt.

6. Accounts Payable and Accrued Liabilities

	2016	2015
Trade accounts payable	**$ 18,722**	$ 16,339
Performance deposits	**7,119**	7,240
Other accrued liabilities	**564**	457
Accrued debenture interest	**65**	-
	$ 26,470	$ 24,036

7. Long-term Debt

Sinking fund debentures outstanding

Term	Maturity Date	Rate of Interest	Series	By-Law No.	**Amount of Debt 2016**	2015
2016-2045	June 1	3.0303	WD4	5/2015	**$ 24,000**	-
Current portion of debentures					**(453)**	-
					$ 23,547	$ -

Principal retirement on long-term debt over the next five years is as follows:

	2017	2018	2019	2020	2021	Thereafter
Sinking fund debentures	$ -	$ -	$ -	$ -	$ -	$ 24,000

a) All debentures are general obligations of The City of Winnipeg. Debenture debt is allocated to the General Capital Fund and to the various utilities in the amounts shown in the issuing by-law.

b) The City of Winnipeg Charter requires the City to make annual payments to The Sinking Fund Trustees on debt outstanding as at December 31, 2002. Sinking Fund arrangements after December 31, 2002 are managed by the City in a separate fund. The City of Winnipeg Sewage Disposal System is currently paying two percent on its outstanding sinking fund debentures. These annual payments are invested for the retirement of the debenture issues on their maturity dates.

c) Cash paid for interest during the year was $0.1 million (2015 - $nil).

8. Commitment

On April 20, 2011, the City entered into an agreement with VWNA Winnipeg Inc. ("Veolia") for the provision of expert advice to the City to assist with construction and operating improvements to the City's sewage treatment system (the "Program"). The agreement was effective May 1, 2011 and has a term of 30 years subject to certain termination provisions.

The City's sewage treatment system treats and handles sewage and resulting residuals at its existing three major sewage treatment facilities, the South End, West End and North End Sewage Treatment Plants (the "Facilities"). Veolia's role will be to provide services to the City. Representatives of Veolia will work collaboratively with representatives of the City to provide advice and recommendations to the City with respect to the City's (i) management and operation of the Facilities for the handling and treatment of sewage, (ii) assessment, planning and delivery of upgrades and capital modifications to the Facilities, and (iii) assessment, planning and delivery of operational improvements to the Facilities during the term of this agreement. The Program will not include the City's supply of water or its waterworks system or work relating to the collection system or land drainage system.

Under the agreement, the City will: retain complete ownership of all the sewage system assets; continue to exercise control over the sewage treatment systems by means of the City Council budget approvals and by the setting of service quality standards that will be reported publicly on a regular basis; continue to control operating and maintenance parameters by which the sewage system shall operate; and retain full accountability for compliance with regulatory permits and licenses.

Decisions for the sewage treatment system will be made by the City based upon the best advice of City management and Veolia experts working together.

The agreement provides both parties with a variety of responsibilities, rights, protections, and obligations reflecting reasonable commercial terms.

Compensation to Veolia under the agreement includes the following components:

1. Re-imbursement of Veolia's actual direct costs related to the Program ("Direct Costs");
2. An agreed upon margin percentage which is applied to Direct Costs of the Program. The quantum of the margin percentage is dependent on the nature of the cost ("Fee");
3. For operations and capital projections under the Program, a target cost will be set. Veolia will receive a share of the savings when actual operating costs and/or capital costs are below target costs ("Gainshare"). Veolia will receive a share of expense when actual operating costs and/or capital costs are above target costs ("Painshare"); and
4. Key performance indicators ("KPIs") will be established under the Program. Veolia will earn amounts for exceeding established KPIs ("KPI earnings"), and will be deducted amounts for failing to achieve minimum KPIs ("KPI Deductions").

The agreement only guarantees payment to Veolia in respect to the Direct Costs incurred in providing services (item number 1 above).

Amounts earned by Veolia over the term of the agreement (Fee, Gainshare, and KPI earnings) are credited to an Earning at Risk Account ("EARA"). Painshare and KPI deductions reduce the EARA. All of these amounts are not guaranteed to be paid to Veolia, and by their nature, are dependent on the financial and overall results of the Program.

Veolia's withdrawals of amounts from the EARA are subject to certain limits and security posting requirements. If at the end of the 30-year term the EARA is negative, Veolia must repay the City this amount.

The agreement established a Performance Guarantee Security ("PGS"), which is a letter of credit and performance bond that together provide security to the City. At December 31, 2016, prepaid expenses include $67 thousand on account of the City's payment of Direct Costs related to the PGS (2015 - $267 thousand). In addition to the PGS, Veolia is providing a Parental Guarantee by its parent company.

8. Commitment (continued)

The direct costs are recorded at the time they became payable to Veolia. The fee amounts are recorded at the time fee payments became due under the terms of the contract. If, in future periods, any of these fee amounts so recorded would become receivable by the City as a result of the application of the Painshare or KPI deduction mechanisms, then the City's entitlement to these amounts would be recorded as a reduction of expenses or a reduction of the related capital asset at the time the events which caused the rebate occurred. The Gainshare, Painshare, KPI earnings, and KPI deductions are recorded at such time that they are determined. To the extent that there are Gainshare and/or KPI Earnings amounts that are subsequently repaid to the City, then these amounts would be recorded as a reduction of expenses or a reduction of the related capital asset at the time the events which caused the rebate occurred.

9. Accumulated Surplus

	2016	2015
Invested in tangible capital assets	**$ 1,016,392**	$ 971,493
Retained earnings	**82,390**	69,759
	$ 1,098,782	$ 1,041,252

10. Sewer Services Revenue

The sewer rate for 2016 was $2.40 per cubic meter (2015 - $2.28). The Environmental Projects Reserve contribution for 2016 was 31 cents per cubic meter (2015 - 28 cents).

11. Taxes, Employee Benefits and Other

Property taxes

Property taxes represent full taxes paid to outside municipalities and to The City of Winnipeg General Revenue Fund. Taxes are assessed on property as if it were privately owned. During 2016, realty taxes paid and transferred to the General Revenue Fund were $10.8 million (2015 - $10.3 million).

Employee benefits

Employees accrue vacation credits which together with unused holidays from previous years are not recorded as a liability on the Statement of Financial Position. The vacation credits generally become a charge to operations in the year after they are earned. The amount of this unrecorded liability at December 31, 2016 is $1.3 million (2015 - $1.2 million).

The City operates its workers compensation program on a self-insured basis. In lieu of paying premiums to the Workers Compensation Board of Manitoba, the City pays actual costs incurred plus an administration charge. The City has a responsibility regarding future costs (such as compensation, rehabilitation, medical aid, pension awards and administration) on existing claims and incurred but not reported claims. The amount of this unrecorded liability at December 31, 2016 is estimated at $1.4 million (2015 - $1.6 million).

Compensated absences represents benefits expected to be paid during future employee absences in respect of sick leave days earned in previous years. The amount of this unrecorded liability at December 31, 2016 is estimated at $1.0 million (2015 - $1.0 million).

Under the retirement allowance plan, qualifying employees become entitled to a cash payment upon retirement, death or termination of service under certain conditions (not resignation). An actuarial valuation has estimated the unrecorded liability at December 31, 2016 at $1.5 million (2015 - $1.6 million).

11. Taxes, Employee Benefits and Other (continued)

Sewage Disposal System employees are eligible for pensions under the Winnipeg Civic Employees' Benefits Program. The City of Winnipeg allocates its pension costs to various departments. During the year $1.6 million (2015 - $1.5 million) of pension costs were allocated to the Sewage Disposal System. An actuarial valuation for the Winnipeg Civic Employees' Benefits Program was made as of December 31, 2015 and has disclosed an actuarial surplus.

General government charges

The Sewage Disposal System is charged with the estimated share of the City's general government expenses. In 2016, this amounted to $0.9 million (2015 - $0.9 million) and was transferred to the General Revenue Fund.

Rent

Included in expenses is $1.2 million (2015 - $1.3 million) that has been charged by the Municipal Accommodations Fund for the rental of office space.

Insurance and damage claims

Included in expenses is $12 thousand recoverable (2015 - $9 thousand recoverable) from the City of Winnipeg Insurance Reserve.

12. Transfers to Other Funds

The Sewage Disposal System transfers to other funds are as follows:

	2016	2015
Utility dividend transfer to General Revenue	**$ 18,763**	$ 18,352
Transfer to Environmental Projects Reserve	**16,739**	16,838
Transfer to Sewer System Rehabilitation Reserve	**16,000**	20,400
Transfer to General Revenue Fund - Land drainage	**9,884**	11,507
	$ 61,386	$ 67,097

13. Related Party Transactions

Included in these financial statements are income and expense amounts resulting from routine operating transactions conducted at prevailing market prices with various City of Winnipeg controlled departments, agencies and corporations to which the City is related. Account balances resulting from these transactions are included in the Sewage Disposal System's Statement of Financial Position and are settled on normal trade terms. Other amounts due to and from related parties and the terms of settlement are described separately in the financial statements and the notes thereto.

14. Comparative Figures

Certain comparative 2015 figures have been reclassified to conform to the presentation made in the current year.

THE CITY OF WINNIPEG
SEWAGE DISPOSAL SYSTEM

Schedule 1

REVENUES

For the years ended December 31
(in thousands of dollars)
(unaudited)

	2016 Budget	2016 Actual	2015 Actual
Sewer services	**$ 156,377**	**$ 150,038**	$ 148,126
Government transfers, permits and other			
Industrial waste surcharges	**4,600**	**3,561**	6,370
Hauled waste	**2,750**	**3,181**	3,239
Permits and fees	**280**	**2,498**	584
Other	**575**	**871**	885
Provincial transfers	**885**	**333**	748
	9,090	**10,444**	11,826
Interest			
Interest	**500**	**326**	466
Capitalized	**100**	**187**	193
	600	**513**	659
Total revenues	**$ 166,067**	**$ 160,995**	$ 160,611

THE CITY OF WINNIPEG
SEWAGE DISPOSAL SYSTEM

Schedule 2

EXPENSES

For the years ended December 31
(in thousands of dollars)
(unaudited)

	2016 Budget	2016 Actual	2015 Actual
Collection, interception and treatment			
North end sewage treatment plant	**$ 15,086**	**$ 14,443**	$ 13,407
Local sewer	**6,285**	**6,361**	6,571
Sludge disposal	**5,765**	**6,013**	5,412
South end sewage treatment plant	**4,480**	**4,387**	3,885
Interception system	**3,375**	**3,522**	3,190
Mechanical maintenance	**2,820**	**2,829**	2,580
Electrical maintenance/instrumentation	**2,315**	**2,437**	2,338
West end sewage treatment plant	**2,317**	**2,261**	2,306
Administration	**2,419**	**2,219**	2,205
Civil maintenance	**1,301**	**1,072**	1,052
Process control	**880**	**486**	634
	47,043	**46,030**	43,580
Taxes, employee benefits and other			
Property taxes	**10,764**	**10,765**	10,277
Miscellaneous	**2,441**	**2,089**	2,827
Rent	**1,199**	**1,199**	1,196
General government charges	**917**	**917**	913
Employee benefits	**527**	**521**	392
Provincial payroll tax	**385**	**345**	333
Insurance and claims	**266**	**266**	253
Recoveries	**(1,000)**	**(1,348)**	(1,294)
	15,499	**14,754**	14,897
Engineering services			
Wastewater planning	**2,078**	**2,051**	1,752
Sewer connections	**2,310**	**1,725**	1,817
Design and construction	**656**	**659**	635
Drafting and graphic	**623**	**531**	513
Asset management	**416**	**420**	403
Customer technical services	**430**	**419**	350
Administrative services	**376**	**350**	358
Engineer designate support	**423**	**300**	-
Engineering services development	**209**	**135**	125
Land drainage and flood planning	**50**	**50**	50
	7,571	**6,640**	6,003

THE CITY OF WINNIPEG
SEWAGE DISPOSAL SYSTEM

Schedule 2

EXPENSES

For the years ended December 31
(in thousands of dollars)
(unaudited)

	2016 Budget	2016 Actual	2015 Actual
Finance and administration			
Customer accounts	**$ 2,679**	**$ 2,479**	$ 2,293
Accounting services and administration	**563**	**547**	479
Plinguet operational support	**253**	**208**	20
Capital planning	**251**	**210**	178
Rates / business analysis	**233**	**130**	177
Knowledge management	**149**	**123**	98
	4,128	**3,697**	3,245
Environmental standards			
Analysis	**1,593**	**1,669**	1,546
Industrial waste	**874**	**774**	788
Administration	**247**	**258**	198
Compliance	**105**	**114**	94
	2,819	**2,815**	2,626
Information systems and technology			
Support services	**1,422**	**1,282**	883
Major systems	**1,015**	**989**	766
Planning and design	**700**	**439**	495
	3,137	**2,710**	2,144
Customer services			
Customer relations	**934**	**1,003**	925
Administration	**118**	**110**	24
Communications	**45**	**32**	-
	1,097	**1,145**	949
Human resources			
Human resources	**444**	**421**	398
Timekeeping and payroll	**178**	**176**	168
Workplace health and safety	**174**	**153**	156
Human resources training	**179**	**148**	151
	975	**898**	873
Debt and finance			
Finance charges	**5**	**196**	4
Long-term debt interest	**5**	**141**	-
	10	**337**	4
Total expenses from operations	**$ 82,279**	**$ 79,026**	$ 74,321

THE CITY OF WINNIPEG
SEWAGE DISPOSAL SYSTEM

Schedule 2

EXPENSES

For the years ended December 31
(in thousands of dollars)
(unaudited)

	2016 Budget	2016 Actual	2015 Actual
Transfers to other funds (Note 12)			
Utility dividend transfer to General Revenue	**$ 18,763**	**$ 18,763**	$ 18,352
Transfer to Environmental Projects Reserve	**18,675**	**16,739**	16,838
Transfer to Sewer System Rehabilitation Reserve	**16,000**	**16,000**	20,400
Transfer to General Revenue Fund - land drainage	**10,222**	**9,884**	11,507
	63,660	**61,386**	67,097
Total expenses	**$ 145,939**	**$ 140,412**	$ 141,418

THE CITY OF WINNIPEG
SEWAGE DISPOSAL SYSTEM

Schedule 3

EXPENSES BY OBJECT

For the years ended December 31
(in thousands of dollars)
(unaudited)

	2016 Budget	2016 Actual	2015 Actual
Transfers to other funds	**$ 63,660**	**$ 61,386**	$ 67,097
Goods and services	**52,238**	**49,540**	46,295
Salaries	**17,531**	**16,682**	16,061
Other expenses	**12,610**	**12,461**	12,014
Employee benefits	**3,219**	**3,412**	3,218
Finance charges	**10**	**196**	4
Interest on long-term debt	**-**	**141**	-
Recoveries	**(3,329)**	**(3,406)**	(3,271)
Total expenses	**$ 145,939**	**$ 140,412**	$ 141,418

THE CITY OF WINNIPEG
SEWAGE DISPOSAL SYSTEM

Schedule 4

NET SURPLUS FROM CAPITAL

For the years ended December 31
(in thousands of dollars)
(unaudited)

	2016 Actual	2015 Actual
Revenues		
Transfer from Sewer System Rehabilitation Reserve	**$ 24,491**	$ 15,402
Provincial and Federal capital transfers	**23,317**	8,201
Transfer from Environmental Projects Reserve	**6,836**	6,761
Transfer from General Capital	**446**	1,901
	55,090	32,265
Developer contributions-in-kind	**5,946**	20,595
Total revenues from capital	**61,036**	52,860
Expenses		
Amortization	**22,076**	21,474
Capital maintenance	**1,409**	1,182
Transfer to Waterworks System	**315**	458
Loss on disposal of tangible capital assets	**289**	972
Transfer to General Revenue	**-**	9
Total expenses from capital	**24,089**	24,095
Net surplus from capital	**$ 36,947**	$ 28,765

THE CITY OF WINNIPEG
SEWAGE DISPOSAL SYSTEM

SCHEDULE OF TANGIBLE CAPITAL ASSETS

As at December 31
(in thousands of dollars)
(unaudited)

	General				
	Land	Land Improvements	Buildings	Equipment	Information Technology
Cost					
Balance, beginning of year	$ 1,428	111	$ 989	$ 400	$ 227
Add: Additions during the year	-	662	-	127	266
Less: Disposals during the year	-	-	-	-	-
Balance, end of year	1,428	773	989	527	493
Accumulated amortization					
Balance, beginning of year	-	16	626	300	166
Add: Amortization	-	45	11	46	36
Less: Accumulated amortization on disposals	-	-	-	-	-
Balance, end of year	-	61	637	346	202
Net Book Value of Tangible Capital Assets	$ 1,428	$ 712	$ 352	$ 181	$ 291

Schedule 5

Infrastructure			Totals	
Underground Networks	Sewage Treatment Plants and Lift Stations	Assets Under Construction	**2016**	2015
$ 995,324	$ 419,583	$ 80,618	**$ 1,498,680**	$ 1,422,782
35,562	9,358	42,168	**88,143**	79,465
(4,303)	-	-	**(4,303)**	(3,567)
1,026,583	428,941	122,786	**1,582,520**	1,498,680
357,720	179,205	-	**538,033**	519,144
14,034	7,904	-	**22,076**	21,474
(4,014)	-	-	**(4,014)**	(2,585)
367,740	187,109	-	**556,095**	538,033
$ 658,843	$ 241,832	$ 122,786	**$ 1,026,425**	$ 960,647

THE CITY OF WINNIPEG
SOLID WASTE DISPOSAL

The Water and Waste Department ("Department") is committed to providing and improving services for drinking water, wastewater, land drainage and solid waste to the residents and business interests of Winnipeg. The Department, through its employees, continuous improvement initiatives and technological advancements, strives for excellence in customer service, environmental stewardship, cost effectiveness and fiscal responsibility.

The Solid Waste Disposal Fund was established in 1992 to create a self-supporting utility.

The objective of the Solid Waste Disposal Fund ("Fund") is to provide facilities for the receiving and disposal of solid waste generated in the City to protect the public health and the environment. The Department is responsible for the planning and monitoring of the City's closed landfill facilities, the operation of the Brady Road Resource Management Facility and the City's waste minimization programs. In addition, the Fund's budget provides funding for Take Pride Winnipeg, debt charges, employee benefits, taxes and transfers to the Waste Diversion and to the Brady Landfill Rehabilitation Reserves.

Commercial landfill tipping continues to be split between the City of Winnipeg Brady Road landfill and two other privately operated class 1 landfills in the capital region. The commercial tipping fee is $71.00 per tonne. Commercial tonnage coming to Brady Road landfill has decreased approximately 4.3% from 2015. In 2016 waste was also received from Falcon Lake and Hecla Island Provincial Parks and the Rural Municipalities of Springfield and West St. Paul.

Waste minimization programs include multi-material residential recycling for single-family and multi-family residences, depot recycling, "Let's Chip-In" (seasonal-use tree recycling), curbside yard waste collection, back yard composting and public information/education programs.

The revenues from the recycling programs are comprised of support payments received from the Multi Material Stewardship Manitoba and the sale of recyclables. In 2016, the City realized $12.5 million in revenue (2015 - $11.0 million) from recycling.

In 2009, the Province of Manitoba introduced the Provincial Waste Reduction and Recycling Support initiative. Under this program, a levy is collected based on the volume of waste disposed at landfills within Manitoba. The levy is set at $10 per tonne on residential, commercial and small loads. The total levy collected throughout the province is granted to municipalities based on their share of total recycling throughout the province.

Waste diversion initiatives are also funded through the waste diversion user fee. In 2016 this fee is $0.1535 per day (2015 - $0.1507). These monies are used in part to operate the 4R Winnipeg Depot program. The first depot location opened in 2016 at the Brady Road Resource Management Facility.

THE CITY OF WINNIPEG
SOLID WASTE DISPOSAL

FIVE-YEAR REVIEW

December 31
(unaudited)

	2016	2015	2014	2013	2012
Solid Waste (tonnes)					
Single family residential	**121,826**	124,838	121,601	120,287	153,128
Multi-family and small commercial	**52,454**	53,007	54,409	53,610	48,606
Large commercial / industrial	**91,544**	95,637	96,832	101,584	105,334
Other (1)	**95,018**	120,208	117,419	117,990	119,170
Charitable organization	**2,822**	2,138	2,735	2,663	3,050
Total landfill tonnage	**363,664**	395,828	392,996	396,134	429,288
Residential small loads					
Number of loads	**80,439**	93,220	91,968	93,506	93,585
Compostable Yard Waste					
Total tonnage	**34,123**	32,947	29,754	23,223	11,327
Recyclables (tonnes)					
Blue cart	**48,610**	49,504	48,960	48,410	38,992
Depots/apartments	**6,400**	6,193	5,504	5,247	9,141
Total recyclables	**55,010**	55,697	54,464	53,657	48,133
Leachate Removed					
Total kilolitres	**65,360**	72,475	60,812	53,596	62,997

(1) Includes tonnage for small loads on an estimated weight of 500kg per load entering the landfill for the years 2012-2015. In 2016, with the opening of the 4R Winnipeg Depot, all small loads were weighed.

THE CITY OF WINNIPEG
SOLID WASTE DISPOSAL

STATEMENT OF FINANCIAL POSITION

As at December 31
(in thousands of dollars)
(unaudited)

	2016	2015
ASSETS		
Current		
Cash	**$ 280**	$ 258
Due from General Revenue Fund (Note 3)	**14,974**	9,316
Accounts receivable (Note 4)	**10,799**	10,193
	26,053	19,767
Tangible capital assets (Note 5)	**35,682**	31,789
	$ 61,735	$ 51,556
LIABILITIES		
Current		
Accounts payable and accrued liabilities (Note 6)	**$ 3,984**	$ 4,523
Current portion of long-term debt (Note 7)	**2,189**	1,969
	6,173	6,492
Long-term debt (Note 7)	**27,924**	21,476
	34,097	27,968
ACCUMULATED SURPLUS (Note 8)	**27,638**	23,588
	$ 61,735	$ 51,556

See accompanying notes and schedules to the financial statements

THE CITY OF WINNIPEG
SOLID WASTE DISPOSAL

STATEMENT OF OPERATIONS AND ACCUMULATED SURPLUS

For the years ended December 31
(in thousands of dollars)
(unaudited)

	2016 Budget	2016 Actual	2015 Actual
REVENUES (Schedule 1)			
Sales of services and regulatory fees	**$ 37,852**	**$ 39,699**	$ 35,355
Government transfers and other	**5,379**	**5,119**	5,738
Interest	**105**	**250**	260
Total revenues	**43,336**	**45,068**	41,353
EXPENSES (Schedules 2 and 3)			
Solid waste operations	**36,623**	**32,596**	30,351
Debt and finance	**2,630**	**782**	600
Employee benefits, taxes and other (Note 9)	**511**	**447**	405
Total expenses from operations	**39,764**	**33,825**	31,356
Surplus for the year from operations	**3,572**	**11,243**	9,997
Transfers to other funds (Note 10)	**367**	**4,857**	1,175
Surplus from operations after transfers to other funds	**3,205**	**6,386**	8,822
Net deficit from capital (Schedule 4)	**-**	**(2,336)**	(2,127)
Net surplus for the year	**$ 3,205**	**4,050**	6,695
ACCUMULATED SURPLUS, BEGINNING OF YEAR		**23,588**	16,893
ACCUMULATED SURPLUS, END OF YEAR		**$ 27,638**	$ 23,588

See accompanying notes and schedules to the financial statements

THE CITY OF WINNIPEG
SOLID WASTE DISPOSAL

STATEMENT OF CASH FLOWS

For the years ended December 31
(in thousands of dollars)
(unaudited)

	2016	2015
NET INFLOW (OUTFLOW) OF CASH RELATED TO THE FOLLOWING ACTIVITIES:		
OPERATING		
Net surplus for the year	**$ 4,050**	$ 6,695
Non-cash items related to operations		
Amortization	**2,265**	1,895
Working capital from operations	**6,315**	8,590
Change in net working capital other than cash	**(1,145)**	(6,340)
	5,170	2,250
FINANCING		
Proceeds from loan	**8,637**	15,000
Repayment of loan	**(1,969)**	(1,747)
Redeem sinking fund investment	**-**	1,000
Retire sinking fund	**-**	(1,000)
Due from General Revenue Fund	**(5,658)**	(8,119)
Interest on funds on deposit with The Sinking Fund Trustees of The City of Winnipeg ("The Sinking Fund Trustees")	**-**	(17)
Payments to The Sinking Fund Trustees for outstanding debt	**-**	(30)
	1,010	5,087
INVESTING		
Purchase of tangible capital assets	**(6,158)**	(7,143)
Increase in cash	**22**	194
Cash position, beginning of year	**258**	64
Cash position, end of year	**$ 280**	$ 258

See accompanying notes and schedules to the financial statements

THE CITY OF WINNIPEG
SOLID WASTE DISPOSAL

NOTES TO THE FINANCIAL STATEMENTS

December 31, 2016
(all tabular amounts are in thousands of dollars, unless otherwise noted)
(unaudited)

1. Significant Accounting Policies

The preparation of periodic financial statements necessarily involves the use of estimates and approximations because the precise determination of financial data frequently depends upon future events. These financial statements have been prepared by management within reasonable limits of materiality and within the framework of accounting policies summarized below.

Basis of accounting

The financial statements are prepared using the accrual basis of accounting. The accrual basis of accounting records revenue as it is earned and measurable. Expenses are recognized as they are incurred and measurable based upon receipt of goods or services and/or the creation of a legal obligation to pay with the following exception:

The operations are accounted for on the accrual basis except for vacation credits, compensated absences, retirement allowance, workers compensation claims, environmental costs, and insurance claims which are recorded on a cash basis.

a) Tangible capital assets

Tangible capital assets are recorded at cost, which includes all amounts that are directly attributable to acquisition, construction, development or betterment of the asset. The cost, less any residual value, of the tangible capital assets are amortized on a straight-line basis over their estimated useful lives as follows:

Land improvements	10 to 100 years
Building and improvements	10 to 50 years
Machinery and equipment	10 to 20 years
Information technology	5 to 10 years

Assets under construction are not amortized until the asset is available for productive use.

b) Brady Landfill Rehabilitation Reserve

City Council on December 17th, 1993, in accordance with Sections 338 (1) and (2) of the former City of Winnipeg Act, established the Reserve to provide funding, over time, for the future rehabilitation of the Brady Landfill Site.

The Reserve is financed through a monthly transfer from the Solid Waste Disposal Fund. The transfer is based on $1.00 per tonne of the tipping fee charged at the Brady Landfill Site.

The Director of the Water and Waste department is the Fund Manager.

c) Waste Diversion Reserve

On October 19th, 2011, City Council approved the establishment of the Waste Diversion Reserve for the purpose of funding waste diversion programs and projects. The reserve is to be funded by surplus monies collected through the waste diversion services user fee.

1. Significant Accounting Policies (continued)

The Director of the Water and Waste department is the Fund Manager.

d) Government transfers

Government transfers are transfers of monetary assets or tangible capital assets to or from the City that are not the result of an exchange transaction, a direct financial return, or expected to be repaid in the future.

Government transfers received are recognized in the fund financial statements as revenue in the financial period in which the transfers are authorized, any eligibility criteria have been met, stipulations, if any, have been met and reasonable estimates of the amounts can be determined.

Stipulations attached to transfers to the City that give rise to an obligation on the City's behalf, are deferred in the consolidated financial statements to the extent that the obligation meets the definition of a liability.

2. Status of the Solid Waste Disposal Fund

On March 23, 1992, City Council adopted a motion establishing the Solid Waste Disposal Fund ("Utility") as a separate fund within The City of Winnipeg's ("City") financial records. Upon establishment of this Utility, the capital assets, work in progress and related debt were transferred to this Utility from the General Capital Fund. The Utility is self-supporting and is primarily funded by landfill tipping fees, third party grants and the waste diversion user fee. The purpose of the Fund is to improve the cost accountability of the solid waste management system and to establish a financial structure to accommodate long-term planning and financing of solid waste management programs.

3. Due from General Revenue Fund

The City of Winnipeg operates a centralized treasury function with a single operating bank account in the General Revenue Fund. Consequently, this fund does not have a bank account. Bank transactions are credited or charged to the "Due from/to" account when they are processed through the bank. Interest is credited or charged based on the City's average short-term earnings (cost of funds) on the single bank account, which is a function of the Bank of Canada rate. The December 31, 2016 effective interest rate was 0.45% (2015 - 0.45%).

4. Accounts Receivable

	2016	2015
Landfill tipping, recycling and waste diversion	**$ 11,029**	$ 10,466
Allowance for doubtful accounts	**(230)**	(273)
	$ 10,799	$ 10,193

5. *Tangible Capital Assets*

	Net Book Value	
	2016	2015
Land	**$ 541**	$ 541
Land improvements	**17,008**	17,399
Building and improvements	**9,831**	4,821
Machinery and equipment	**7,586**	8,666
Information technology	**231**	25
	35,197	31,452
Assets under construction	**485**	337
	$ 35,682	$ 31,789

For additional information, see the Schedule of Tangible Capital Assets (Schedule 5).

During the year, there were no write-downs of tangible capital assets (2015 - $nil). Interim financing charges capitalized during 2016 were $108 thousand (2015 - $119 thousand).

6. *Accounts Payable and Accrued Liabilities*

	2016	2015
Waste Reduction and Recycling Support Levy	**$ 1,846**	$ 2,074
Trade accounts payable	**1,663**	2,029
Other accrued liabilities	**452**	341
Accrued debenture interest payable	**23**	79
	$ 3,984	$ 4,523

7. *Long-Term Debt*

Sinking fund debentures outstanding

Term	Maturity Date	Rate of Interest	Series	By-Law No.	Amount of Debt **2016**	Amount of Debt 2015
2016-2045	June 1	3.303	WD4	5/2015	**$ 8,637**	$ -

Other debt outstanding

TD Commercial Bank loan with a maturity date of April 24, 2035 and an interest rate of 3.09%	**14,064**	14,625
TD Commercial Bank loan with a maturity date of November 13, 2021 and an interest rate of 2.63%	**7,412**	8,820
	30,113	23,445
Current portion of debentures	**(163)**	-
Current portion of loan	**(2,026)**	(1,969)
	(2,189)	(1,969)
	$ 27,924	$ 21,476

7. Long-Term Debt (continued)

Principal retirement on long-term debt over the next five years is as follows:

	2017	2018	2019	2020	2021	2022 and Thereafter
Sinking fund debentures	$ -	$ -	$ -	$ -	$ -	$ 8,637
Other debt	2,026	2,083	2,141	2,200	2,049	10,977
	$ 2,026	$ 2,083	$ 2,141	$ 2,200	$ 2,049	$ 19,614

a) All debentures are general obligations of The City of Winnipeg. Debenture debt is allocated to the General Capital Fund and various utilities in the amounts shown in the issuing by-law.

b) The City of Winnipeg Charter requires the City to make annual payments to The Sinking Fund Trustees on debt outstanding as at December 31, 2002. Sinking fund arrangements after December 31, 2002 are managed by the City in a separate fund. The City of Winnipeg Solid Waste Disposal is currently paying two percent on its outstanding sinking fund debentures. These annual payments are invested for the retirement of the debenture issues on their maturity dates.

c) Cash paid for interest during the year was $0.7 million (2015 - $0.6 million).

8. Accumulated Surplus

	2016	2015
Retained earnings	**$ 22,070**	$ 15,316
Invested in tangible capital assets	**5,568**	8,272
	$ 27,638	$ 23,588

9. Employee Benefits, Taxes and Other

Employee benefits

Employees accrue vacation credits which together with unused holidays from previous years are not recorded as a liability on the Statement of Financial Position. The vacation credits generally become a charge to operations in the year after they are earned. The amount of this unrecorded liability at December 31, 2016 is $277 thousand (2015 - $246 thousand).

The City operates its workers compensation program on a self-insured basis. In lieu of paying premiums to the Workers Compensation Board of Manitoba, the City pays actual costs incurred plus an administration charge. The City has a responsibility regarding future costs (such as compensation, rehabilitation, medical aid, pension awards and administration) on existing claims and incurred but not reported claims. The amount of this unrecorded liability at December 31, 2016 is estimated at $553 thousand (2015 - $625 thousand).

Under the retirement allowance plan, qualifying employees become entitled to a cash payment upon retirement, death or termination of service under certain conditions (not resignation). An actuarial valuation has estimated the unrecorded liability at December 31, 2016 at $235 thousand (2015 - $244 thousand).

Compensated absences represents benefits expected to be paid during future employee absences in respect of sick leave days earned in previous years. An actuarial valuation has estimated the unrecorded liability at December 31, 2016 at $138 thousand (2015 - $133 thousand).

9. Employee Benefits, Taxes and Other (continued)

Employee benefits (continued)

Solid Waste employees are eligible for pensions under the Winnipeg Civic Employees' Benefits Program. The City of Winnipeg allocates is pension costs to various departments. During 2016, $338 thousand (2015 - $254 thousand) of pension costs were allocated to Solid Waste. An actuarial valuation for the Winnipeg Civic Employees' Benefits Program was made as of December 31, 2015 and has an actuarial surplus.

General Government charges

The Solid Waste Disposal Fund is charged with the estimated share of the City's general government expenses. In 2016 this amounted to $137 thousand (2015 - $136 thousand) and was transferred to the General Revenue Fund.

Property taxes

Property taxes represent full taxes paid to The City of Winnipeg General Revenue Fund. In 2016, the amount incurred was $38 thousand (2015 - $33 thousand).

10. Transfers to Other Funds

	2016	2015
Transfer to Waste Diversion Reserve	**$ 4,500**	$ 1,000
Transfer to Brady Landfill Rehabilitation Reserve	**357**	175
	$ 4,857	$ 1,175

Included in various expense categories is an amount of $242 thousand (2015 - $242 thousand) that has been charged by the Municipal Accommodations Fund for the rental of office space.

11. Related Party Transactions

Included in these financial statements are income and expense amounts resulting from routine operating transactions conducted at prevailing market prices with various City of Winnipeg controlled departments, agencies and corporations to which the City is related. Account balances resulting from these transactions are included in the Solid Waste Disposal's Statement of Financial Position and are settled on normal trade terms. Other amounts due to and from related parties and the terms of settlement are described separately in the financial statements and the notes thereto.

THE CITY OF WINNIPEG
SOLID WASTE DISPOSAL

Schedule 1

REVENUES

For the years ended December 31
(in thousands of dollars)
(unaudited)

	2016 Budget	2016 Actual	2015 Actual
Sales of services and regulatory fees			
Landfill tipping fees	**$ 13,948**	**$ 14,525**	$ 13,352
Recycling	**11,029**	**12,506**	10,964
Waste diversion user fee	**11,165**	**11,426**	10,474
Small load fees	**1,710**	**1,242**	565
	37,852	**39,699**	35,355
Government transfers and other			
Waste reduction support	**5,295**	**5,039**	5,662
Provincial support	**84**	**80**	76
	5,379	**5,119**	5,738
Interest			
Interest capitalized	**60**	**108**	119
Late payment charges	**45**	**93**	90
Interest	**-**	**49**	34
Sinking fund earnings	**-**	**-**	17
	105	**250**	260
Total revenues	**$ 43,336**	**$ 45,068**	$ 41,353

THE CITY OF WINNIPEG
SOLID WASTE DISPOSAL

Schedule 2

EXPENSES

For the years ended December 31
(in thousands of dollars)
(unaudited)

	2016 Budget	2016 Actual	2015 Actual
Solid waste operations			
Recycling	**$ 17,038**	**$ 14,862**	$ 14,699
Brady Road Resource Management Facility	**9,018**	**7,423**	7,994
Waste minimization	**7,315**	**7,415**	5,093
Landfill and environmental	**2,046**	**1,819**	1,635
Support services	**780**	**715**	628
Administration	**426**	**362**	302
	36,623	**32,596**	30,351
Debt and finance			
Interest on long-term debt	**658**	**782**	600
Amortization	**1,972**	**-**	-
	2,630	**782**	600
Employee benefits, taxes and other			
Employee benefits	**249**	**153**	144
General government charges	**137**	**137**	136
Provincial payroll tax	**57**	**105**	80
Property taxes	**37**	**38**	33
Insurance and damage claims	**31**	**16**	15
Recoveries	**-**	**(2)**	(3)
	511	**447**	405
Total Expenses from Operations	**39,764**	**33,825**	31,356
Transfers to other funds (Note 10)			
Transfer to Waste Diversion Reserve	**-**	**4,500**	1,000
Transfer to Brady Landfill Rehabilitation Reserve	**367**	**357**	175
	367	**4,857**	1,175
Total expenses	**$ 40,131**	**$ 38,682**	$ 32,531

THE CITY OF WINNIPEG
SOLID WASTE DISPOSAL

Schedule 3

EXPENSES BY OBJECT

For the years ended December 31
(in thousands of dollars)
(unaudited)

	2016 Budget	2016 Actual	2015 Actual
Goods and services	**$ 32,291**	**$ 28,180**	$ 26,885
Transfers	**367**	**4,857**	1,175
Salaries	**4,045**	**4,006**	3,023
Interest on long-term debt	**2,630**	**781**	600
Employee benefits	**844**	**746**	620
Other expenses	**569**	**600**	539
Finance charges	**82**	**89**	120
Recoveries	**(697)**	**(577)**	(431)
Total expenses	**$ 40,131**	**$ 38,682**	$ 32,531

THE CITY OF WINNIPEG
SOLID WASTE DISPOSAL

Schedule 4

DEFICIT FROM CAPITAL

For the years ended December 31
(in thousands of dollars)
(unaudited)

	2016 Actual	2015 Actual
Revenues		
Transfer from Waste Diversion Reserve Fund	**$ 258**	$ -
Provincial Support	**120**	-
Total revenues from capital	**378**	-
Expenses		
Amortization	**2,265**	1,895
Capital maintenance	**411**	147
Capital studies and other equipment	**38**	31
Transfer to Waste Diversion Reserve Fund	**-**	54
Total expenses from capital	**2,714**	2,127
Net deficit from capital	**$ (2,336)**	$ (2,127)

THE CITY OF WINNIPEG
SOLID WASTE DISPOSAL

SCHEDULE OF TANGIBLE CAPITAL ASSETS

As at December 31
(in thousands of dollars)
(unaudited)

	General			
	Land	**Land Improvements**	**Buildings**	**Machinery and Equipment**
Cost				
Balance, beginning of year	$ 541	$ 22,053	$ 5,157	$ 13,859
Add: Additions (completions) during the year	-	469	5,313	-
Balance, end of year	541	22,522	10,470	13,859
Accumulated amortization				
Balance, beginning of year	-	4,654	336	5,193
Add: Amortization	-	860	303	1,080
Balance, end of year	-	5,514	639	6,273
Net Book Value of Tangible Capital Assets	$ 541	$ 17,008	$ 9,831	$ 7,586

Schedule 5

		Totals	
Information Technology	**Assets Under Construction**	**2016**	2015
$ 93	$ 337	**$ 42,040**	$ 34,897
228	148	**6,158**	7,143
321	485	**48,198**	42,040
68	-	**10,251**	8,356
22	-	**2,265**	1,895
90	-	**12,516**	10,251
$ 231	$ 485	**$ 35,682**	$ 31,789

Photo: Aaron Cohen, courtesy Tourism Winnipeg

2016 Special Operating Agencies
Detailed Financial Statements



THE CITY OF WINNIPEG
ANIMAL SERVICES - SPECIAL OPERATING AGENCY

STATEMENT OF FINANCIAL POSITION

As at December 31
(unaudited)

	2016	2015
FINANCIAL ASSETS		
Cash	**$ 29,461**	$ 18,055
Accounts receivable (Note 3)	**90,641**	79,741
Due from the City of Winnipeg - General Revenue Fund (Note 4)	**1,852,150**	891,879
	1,972,252	989,675
LIABILITIES		
Accounts payable and accrued liabilities	**511,174**	200,519
Deferred revenue	**1,205,231**	848,832
Vacation and overtime payable	**79,551**	86,958
Retirement allowances and compensated absences (Note 5a)	**115,000**	121,000
	1,910,956	1,257,309
NET FINANCIAL ASSETS (LIABILITIES)	**61,296**	(267,634)
NON-FINANCIAL ASSETS		
Tangible capital assets (Note 6)	**45,019**	72,073
Inventories	**9,684**	7,583
Prepaid expenses	**64,435**	88,090
	119,138	167,746
ACCUMULATED SURPLUS (DEFICIT)	**$ 180,434**	$ (99,888)

Commitments (Note 8)

See accompanying notes and schedule to the financial statements

THE CITY OF WINNIPEG
ANIMAL SERVICES - SPECIAL OPERATING AGENCY

STATEMENT OF OPERATIONS AND ACCUMULATED SURPLUS (DEFICIT)

For the years ended December 31
(unaudited)

	Budget 2016	Actual 2016	Actual 2015
REVENUES			
Regulation fees	**$ 2,340,852**	**$ 2,273,434**	$ 1,846,645
Transfer (Note 9)	**1,378,836**	**1,378,836**	1,404,276
Sales of goods and services	**96,463**	**70,250**	69,770
Other revenue	**35,000**	**71,502**	55,297
Government transfers	**28,449**	**28,449**	29,254
Total Revenues	**3,879,600**	**3,822,471**	3,405,242
EXPENSES			
Salaries and employee benefits	**1,771,619**	**1,564,659**	1,659,290
Grants, transfers and other	**817,152**	**892,632**	691,178
Services (Note 10)	**500,293**	**419,439**	407,592
Administrative expenses (Note 10)	**251,474**	**251,548**	247,721
Rent (Note 10)	**212,405**	**212,405**	211,564
Materials, parts and supplies	**173,453**	**125,575**	106,974
Debt and finance charges	**38,380**	**44,506**	41,295
Amortization	**16,500**	**27,054**	27,054
Assets and purchases	**3,169**	**4,331**	2,833
Interest (Note 4)	**179**	**-**	-
Total Expenses	**3,784,624**	**3,542,149**	3,395,501
Excess of Revenues Over Expenses	**94,976**	**280,322**	9,741
ACCUMULATED DEFICIT, BEGINNING OF YEAR	**(99,888)**	**(99,888)**	(109,629)
ACCUMULATED SURPLUS (DEFICIT), END OF YEAR (Note 7)	**$ (4,912)**	**$ 180,434**	$ (99,888)

See accompanying notes and schedule to the financial statements

THE CITY OF WINNIPEG
ANIMAL SERVICES - SPECIAL OPERATING AGENCY

STATEMENT OF CASH FLOWS

For the years ended December 31
(unaudited)

NET INFLOW (OUTFLOW) OF CASH RELATED TO THE FOLLOWING ACTIVITIES:

	2016	2015
OPERATING		
Excess of revenues over expenses	**$ 280,322**	$ 9,741
Non-cash charges to operations		
Amortization	**27,054**	27,054
Retirement allowances and compensated absences	**(6,000)**	14,000
	301,376	50,795
Net change in non-cash working capital balances related to operations	**670,301**	196,429
Cash (used in) provided by operating activities	**971,676**	247,224
CAPITAL		
Acquisition of tangible capital assets	**-**	-
FINANCING		
Change in due from/to The City of Winnipeg - General Revenue Fund	**(960,271)**	(251,807)
Increase (decrease) in cash	**11,406**	(4,583)
CASH, BEGINNING OF YEAR	**18,055**	22,638
CASH, END OF YEAR	**$ 29,461**	$ 18,055

See accompanying notes and schedule to the financial statements

THE CITY OF WINNIPEG
ANIMAL SERVICES - SPECIAL OPERATING AGENCY

STATEMENT OF CHANGE IN NET FINANCIAL ASSETS (LIABILITIES)

For the years ended December 31
(unaudited)

	Budget 2016	Actual 2016	Actual 2015
Excess of Revenues Over Expenses	**$ 94,976**	**$ 280,322**	$ 9,741
Amortization of tangible capital assets	**16,500**	**27,054**	27,054
Change in inventories and prepaid expenses	**(11,000)**	**21,554**	(39,672)
Acquisition of tangible capital assets	**-**	**-**	-
DECREASE IN NET FINANCIAL ASSETS (LIABILITIES)	**100,476**	**328,930**	(2,877)
NET FINANCIAL LIABILITIES, BEGINNING OF YEAR	**(267,634)**	**(267,634)**	(264,757)
NET FINANCIAL ASSETS (LIABILITIES), END OF YEAR	**$ (167,158)**	**$ 61,296**	$ (267,634)

See accompanying notes and schedule to the financial statements

THE CITY OF WINNIPEG
ANIMAL SERVICES - SPECIAL OPERATING AGENCY

NOTES TO THE FINANCIAL STATEMENTS

December 31, 2016
(unaudited)

1. Description of Business

Animal Services - Special Operating Agency (the "Agency") commenced operations on January 1, 2000. Goals since the establishment of the Agency have been to become financially self-sustaining to the greatest degree possible and to improve both the services provided to the public and the public's perception of Animal Services.

2. Significant Accounting Policies

The financial statements have been prepared by management in accordance with Canadian public sector accounting standards. The significant accounting policies are summarized as follows:

Basis of accounting

The financial statements are prepared using the accrual basis of accounting. The accrual basis of accounting records revenue in the period of which it is earned provided it is measurable and collection is reasonably certain. Expenses are recognized as they are incurred and measurable based upon receipt of goods or services and/or the creation of a legal obligation to pay.

Non-financial assets

Non-financial assets are not available to discharge existing liabilities and are held for use in the provision of services. They have useful lives extending beyond the current year and are not intended for sale in the ordinary course of operations. The change in non-financial assets during the year, together with the excess of revenues over expenses, provides the change in net financial liabilities for the year.

i) Tangible capital assets

Tangible capital assets are recorded at cost and are amortized on a straight-line basis over their estimated useful lives using the following annual rates:

Computer equipment	25%
Furniture and other equipment	20%
Communication radios	20%
Computer Software	20%

ii) Inventories

Inventories held for consumption are recorded at the lower of cost and net realizable value.

2. Significant Accounting Policies (continued)

Employee benefit plan

The Winnipeg Civic Employees' Benefits Program is a multi-employer contributory defined benefit program and accordingly contributions are expensed as incurred. The costs of other retirement benefits have been accounted for based on actuarially determined amounts using the projected benefits method prorated on services and management's best estimate of retirement ages of employees, salary escalation and plan investment performance. Actuarial gains and losses are amortized on a straight-line basis over the average remaining service period. The liabilities are discounted using current interest rates on long-term bonds.

Estimates

The preparation of financial statements in conformity with Canadian generally accepted accounting principles requires management to make estimates and assumptions. These estimates and assumptions are based on the Agency's best information and judgment and may differ from actual results.

3. Accounts Receivable

	2016	2015
Trade accounts receivable	**$ 71,640**	$ 61,407
Allowance for doubtful accounts	**(8,972)**	(10,546)
	62,668	50,861
Province of Manitoba	**27,973**	28,880
	$ 90,641	$ 79,741

4. Due from The City of Winnipeg - General Revenue Fund

The City of Winnipeg operates a centralized treasury function with a single operating bank account in the General Revenue Fund. Bank transactions are credited or charged to the "Due from/to" account when they are processed through the bank. Interest is charged based on The City of Winnipeg's average short-term cost of funds, which is a function of the Bank of Canada rate. The December 31, 2016 interest rate was 0.35% (2015 - 0.35%). The 2016 budget approved by City Council includes an operating line of credit of $1,100,000.

During the year, the Agency paid $nil (2015 - $nil) in interest costs.

5. Employee Benefits

a) Retirement allowances and compensated absences

	2016	2015
Retirement allowances - accrued benefit liability	**$ 71,000**	$ 83,000
Compensated absences	**44,000**	38,000
	$ 115,000	$ 121,000

5. Employee Benefits (continued)

Qualifying City of Winnipeg employees are entitled to a cash payment upon retirement, death or termination of service under certain conditions (not resignation). These costs are actuarially determined using the projected benefit valuation method pro-rated on services and reflects management's best estimate of retirement ages of employees, salary escalation and length of service. In addition, adjustments arising from plan amendment, changes in assumptions and experienced gains and losses are amortized on a straight-line basis over 17.2 years. This represents the expected average remaining service life of the employee group. Amortization is calculated beginning in the year following the year of occurrence of the actuarial gains or losses.

The Agency measures its accrued retirement allowance liability as at December 31 of each year. An actuarial valuation of the liability was calculated as of July 31, 2014. The results of this valuation were extrapolated to the financial reporting date of December 31, 2016 using year-end assumptions.

Compensated absences represent benefits expected to be paid during future employee absences in respect of sick leave days earned in previous years.

Information about the Agency's retirement allowance benefit plan and compensated absences is as follows:

	2016		2015	
	Retirement allowances	**Compensated absences**	Retirement allowance	Compensated absences
Accrued benefit liability:				
Balance, beginning of year	**$ 83,000**	**72,000**	$ 78,000	$ 67,000
Current service cost	**7,000**	**10,000**	6,000	9,000
Interest cost	**2,000**	**2,000**	2,000	2,000
Benefit payments	**(20,000)**	**(8,000)**		(7,000)
Net actuarial (gain)/loss	**11,000**	**(3,000)**	(3,000)	1,000
Balance, end of year	**83,000**	**73,000**	83,000	72,000
Unamortized net actuarial (gain)/loss	**(12,000)**	**(29,000)**	-	(34,000)
Accrued benefit liability	**$ 71,000**	**$ 44,000**	$ 83,000	$ 38,000
Benefit expenses:				
Current service cost	**$ 7,000**	**10,000**	$ 6,000	$ 9,000
Interest cost	**2,000**	**2,000**	2,000	2,000
Amortization of net actuarial (gain)/loss	**(1,000)**	**2,000**	-	2,000
	$ 8,000	**$ 14,000**	$ 8,000	$ 13,000
Reconciliation of accrued benefit liability:				
Balance, beginning of year	**$ 83,000**	**$ 38,000**	$ 75,000	$ 32,000
Benefit expense	**8,000**	**14,000**	8,000	13,000
Benefit payments	**(20,000)**	**(8,000)**	-	(7,000)
Balance, end of year	**$ 71,000**	**$ 44,000**	$ 83,000	$ 38,000

5. *Employee Benefits (continued)*

The significant actuarial assumptions adopted in measuring the accrued benefit liability for the year ended December 31 are as follows:

	2016	2015
Valuation interest rate	**3.00%**	2.80%
General increases in pay	**2.50%**	2.50%
Expected average remaining service life	**17.2 years**	17.2 years

b) Pensions

The Agency's employees are eligible for pension under the Winnipeg Civic Employees' Benefits Program. The City of Winnipeg allocates its pension costs to various departments. During the year, $124,608 (2015 - $125,464) of pension costs were allocated to the Agency. An actuarial valuation for the Winnipeg Civic Employees' Benefits Program was made as of December 31, 2015 and it has an actuarial surplus.

6. *Tangible Capital Assets*

	Net Book Value	
	2016	2015
Computer equipment	**$ 737**	$ 2,756
Furniture and other equipment	**4,248**	12,839
Communication radios	**6,624**	9,705
Computer Software	**33,410**	46,773
	$ 45,019	$ 72,073

For additional information, see Schedule of Tangible Capital Assets.

7. *Accumulated Surplus/(Deficit)*

	Actual 2016	Actual 2015
Invested in tangible capital assets	**$ 45,019**	$ 72,073
Operating	**135,415**	(171,961)
	$ 180,434	$ (99,888)

8. *Commitments*

The Agency and the Winnipeg Humane Society entered into a contract that was effective January 1, 2017 to December 31, 2018. Subject to the Winnipeg Humane Society complying with the terms of the agreement, the Agency agreed to pay the Winnipeg Humane Society the sum of $582,273 per year, payable in quarterly installments of $145,568. In addition, the Agency agreed to pay $25 for every cat spay/neuter that the Winnipeg Humane Society performed up to an annual maximum of $70,000.

9. Transfer from The City of Winnipeg

The transfers from the City of Winnipeg over the past five years are as follows:

2012	$	1,302,504
2013		1,404,276
2014		1,404,276
2015		1,404,276
2016		1,378,836

10. Related Party Transactions

The Agency is wholly-owned by The City of Winnipeg. Transactions between the Agency and The City of Winnipeg are in the normal course of operations and are measured at the exchange amount, which is the amount of consideration established and agreed to by the related parties.

In addition to those disclosed elsewhere in the financial statements, the transactions that occurred are as follows:

Included in the Agency's expenditures is a transfer to The City of Winnipeg Municipal Accommodations Fund for rent of $212,405 (2015 - $211,564) and a transfer to The City of Winnipeg - General Revenue Fund for administrative services of $173,400 (2015 - $170,000). Also included are lease costs of $108,337 (2015 - $114,744) to The City of Winnipeg Fleet Management - Special Operating Agency and $78,148 (2015 - $77,721) for general government charges that have been paid to the City of Winnipeg - General Revenue Fund, which represents the estimated share of The City of Winnipeg's general expenses applicable to the Agency.

THE CITY OF WINNIPEG
ANIMAL SERVICES - SPECIAL OPERATING AGENCY

Schedule 1

SCHEDULE OF TANGIBLE CAPITAL ASSETS

As at December 31
(unaudited)

	Computer Equipment	Furniture and Other Equipment	Communication Radios	Computer Software	2016 Total	2015 Total
Cost						
Balance, Beginning of year	**$ 149,454**	**$ 121,375**	**$ 52,911**	**$ 66,818**	**$ 390,558**	$ 390,558
Add:						
Additions during the year	-	-	-	-	-	-
Less:						
Disposals during the year	-	-	-	-	-	-
Balance, end of year	**149,454**	**121,375**	**52,911**	**66,818**	**390,558**	390,558
Accumulated amortization						
Balance, Beginning of year	**146,698**	**108,536**	**43,206**	**20,045**	**318,485**	291,431
Add:						
Amortization	**2,019**	**8,591**	**3,081**	**13,363**	**27,054**	27,054
Less:						
Accumulated amortization on disposals	-	-	-	-	-	-
Balance, end of year	**148,717**	**117,127**	**46,287**	**33,408**	**345,539**	318,485
Net Book Value of Tangible Capital Assets	**$ 737**	**$ 4,248**	**$ 6,624**	**$ 33,410**	**$ 45,019**	$ 72,073



Photo: Michael Pratt, courtesy Tourism Winnipeg

THE CITY OF WINNIPEG
GOLF SERVICES - SPECIAL OPERATING AGENCY

On March 20, 1997, City Council adopted a document entitled "Reshaping our Civic Government". The document identified the development of Special Operating Agencies ("SOA") as one of the five strategic initiatives needed to create a more affordable and fundamentally better civic government.

On September 24, 1997, City Council adopted the strategic direction with regard to SOAs identified in the report entitled "Special Operating Agencies Initiative". Pursuant to the foregoing process, the Community Services Department prepared a feasibility study which recommended the establishment of a SOA with the mandate to manage and be accountable for maximizing the return on City-owned golf course assets.

On February 23, 2000, City Council directed that a Business Plan and Operating Charter for a Golf Services SOA be prepared and further that the municipal golf course operation be realigned under the purview of the Planning, Property and Development Department.

The SOA manages the golf courses operated by the City and administers the agreements for those courses under lease or contract to other parties. The intent of the Agency is to maximize the annual return to the City on golf operations and ensure the long term sustainability of the City's golf course assets.

The Agency commenced operations on January 1, 2002.

THE CITY OF WINNIPEG
GOLF SERVICES - SPECIAL OPERATING AGENCY

STATEMENT OF FINANCIAL POSITION

As at December 31
(in thousands of dollars)

	2016	2015
FINANCIAL ASSETS		
Accounts receivable (Note 3)	**$ 160**	$ 278
LIABILITIES		
Due to The City of Winnipeg - General Revenue Fund (Note 4)	**6,687**	7,055
Accounts payable and accrued liabilities	**99**	57
Deferred revenue	**95**	92
Debt (Note 5)	**2,866**	2,900
Accrued employee benefits (Note 6a)	**164**	166
	9,911	10,270
NET FINANCIAL LIABILITIES	**(9,751)**	(9,992)
NON-FINANCIAL ASSETS		
Tangible capital assets (Note 7)	**22,862**	22,787
Inventories	**47**	43
	22,909	22,830
ACCUMULATED SURPLUS (Note 8)	**$ 13,158**	$ 12,838

Commitments and Contingencies (Note 10)

See accompanying notes and schedule to the financial statements

THE CITY OF WINNIPEG
GOLF SERVICES - SPECIAL OPERATING AGENCY

STATEMENT OF OPERATIONS AND ACCUMULATED SURPLUS

For the years ended December 31
(in thousands of dollars)

	Budget 2016	Actual 2016	Actual 2015
REVENUES			
Green fees	**$ 1,737**	**$ 1,509**	$ 1,585
Transfer from The City of Winnipeg - General Revenue Fund	**750**	**750**	970
Equipment rentals	**317**	**340**	355
Net revenue from leasing operations	**247**	**309**	307
Transfer from The City of Winnipeg - Golf Course Reserve Fund	**270**	**250**	168
Transfer from The City of Winnipeg - Contributions in Lieu of Land Dedication Reserve Fund	**-**	**57**	30
Merchandise sales	**45**	**48**	58
Other	**44**	**46**	86
Concessions	**52**	**45**	36
Total Revenues	**3,462**	**3,354**	3,595
EXPENSES			
Salaries and employee benefits (Note 6)	**1,506**	**1,428**	1,353
Services (Note 9)	**605**	**688**	704
Other	**39**	**305**	188
Amortization	**197**	**225**	217
Supplies	**182**	**210**	208
Interest (Notes 4 and 5)	**73**	**38**	51
Total Expenses	**2,602**	**2,894**	2,721
Annual Surplus Before Other	**860**	**460**	874
OTHER			
Transfer to The City of Winnipeg - Golf Course Reserve Fund	**148**	**140**	150
Annual Surplus	**$ 712**	**320**	724
ACCUMULATED SURPLUS, BEGINNING OF YEAR		**12,838**	12,114
ACCUMULATED SURPLUS, END OF YEAR		**$ 13,158**	$ 12,838

See accompanying notes and schedule to the financial statements

THE CITY OF WINNIPEG
GOLF SERVICES - SPECIAL OPERATING AGENCY

STATEMENT OF CASH FLOWS

For the years ended December 31
(in thousands of dollars)

	2016	2015
NET INFLOW (OUTFLOW) OF CASH RELATED TO THE FOLLOWING ACTIVITIES:		
OPERATING		
Annual Surplus	**$ 320**	$ 724
Non-cash charges to operations		
Amortization	**225**	217
Retirement allowance and compensated absences	**(3)**	12
	542	953
Net change in non-cash working capital balances related to operations	**160**	32
Cash provided by operating activities	**702**	985
CAPITAL		
Acquisition of tangible capital assets	**(300)**	(321)
FINANCING		
Change in due to The City of Winnipeg - General Revenue Fund	**(368)**	(601)
Repayment of debt - The City of Winnipeg	**(34)**	(63)
Cash used in financing activities	**(402)**	(664)
CASH, BEGINNING OF YEAR	**-**	-
CASH, END OF YEAR	**$ -**	$ -

See accompanying notes and schedule to the financial statements

THE CITY OF WINNIPEG
GOLF SERVICES - SPECIAL OPERATING AGENCY

STATEMENT OF CHANGE IN NET FINANCIAL LIABILITIES

For the years ended December 31
(in thousands of dollars)

	Budget 2016	Actual 2016	Actual 2015
ANNUAL SURPLUS	**$ 712**	**$ 320**	$ 724
Amortization of tangible capital assets	**197**	**225**	217
Acquisition of tangible capital assets	**(270)**	**(300)**	(321)
Change in inventories	**-**	**(4)**	(3)
DECREASE IN NET FINANCIAL LIABILITIES	**639**	**241**	617
NET FINANCIAL LIABILITIES, BEGINNING OF YEAR	**(9,948)**	**(9,992)**	(10,609)
NET FINANCIAL LIABILITIES, END OF YEAR	**$ (9,309)**	**$ (9,751)**	$ (9,992)

See accompanying notes and schedule to the financial statements

THE CITY OF WINNIPEG
GOLF SERVICES - SPECIAL OPERATING AGENCY

NOTES TO THE FINANCIAL STATEMENTS

December 31, 2016
(all tabular amounts are in thousands of dollars, unless otherwise noted)

1. Status of Golf Services - Special Operating Agency

On February 23, 2000, City Council directed that a Business Plan and Operating Charter for Golf Services - Special Operating Agency (the "Agency") be prepared and further that the municipal golf course operations be realigned under the purview of the Planning, Property and Development Department.

The Agency manages the golf courses operated by The City of Winnipeg and administers the agreements for those courses under lease or contract to other parties. The intent of the Agency is to maximize the annual return to The City of Winnipeg on golf operations and ensure the long-term sustainability of the City's golf course assets.

The Agency commenced operations on January 1, 2002.

2. Significant Accounting Policies

The financial statements have been prepared by management in accordance with Canadian public sector accounting standards. The significant accounting policies are summarized as follows:

a) Basis of accounting

The financial statements are prepared using the accrual basis of accounting. The accrual basis of accounting records revenue as it is earned and measurable. Expenses are recorded as they are incurred and measurable based upon receipt of goods or services and/or the creation of a legal obligation to pay.

b) Deferred revenue

Sales of prepaid passes that have not been redeemed are deferred and recognized as revenue in the year in which the rounds are played.

c) Employee benefit plan

The Winnipeg Civic Employees' Benefits Program is a multi-employer contributory defined benefit program and accordingly contributions are expensed as incurred. The costs of other retirement benefits have been accounted for based on actuarially determined amounts using the projected benefits method prorated on services and management's best estimate of retirement ages of employees, salary escalation and plan investment performance. Actuarial gains and losses are amortized on a straight-line basis over the average remaining service period. The liabilities are discounted using current interest rates on long-term bonds.

2. Significant Accounting Policies (continued)

d) Non-financial assets

Non-financial assets are not available to discharge existing liabilities and are held for use in the provision of services. They have useful lives extending beyond the current year and are not intended for sale in the ordinary course of operations. The change in non-financial assets during the year, together with the deficiency of revenues over expenses, provides the change in financial liabilities for the year.

i) Tangible capital assets

Land and buildings are stated at assessed values as of January 1, 2002, which were determined by The City of Winnipeg Assessment and Taxation Department. All golf course improvements incurred up to January 1, 2002 are assumed to be fully amortized. Equipment on hand as at January 1, 2002 is recorded at its estimated net realizable value on that date. Subsequent acquisitions are recorded at cost which includes all amounts that are directly attributable to acquisition, construction, development or betterment of the asset. The cost, less residual value, of tangible capital assets is amortized on a straight-line basis over their estimated useful lives as follows:

Building	25 years
Equipment	5 to 10 years
Golf course improvements	20 years

ii) Inventories

Inventories held for consumption are recorded at the lower of cost and net realizable value. The amount of inventory expensed during the year was $31 thousand (2015 - $32 thousand).

e) Revenue recognition

Green fees and equipment rentals income are recognized when the services are provided. Sale of goods are recorded when the customer receives the product. Income from prepaid passes is recognized in the year in which the rounds are played.

f) Estimates

The preparation of financial statements in conformity with Canadian generally accepted accounting principles requires management to make estimates and assumptions on such areas as employee benefits, and the useful life of tangible capital assets. These estimates and assumptions are based on the Agency's best information and judgment and may differ significantly from actual results.

3. Accounts Receivable

	2016	2015
Trade accounts receivable	**$ 579**	$ 428
Allowance for doubtful accounts	**(419)**	(150)
	$ 160	$ 278

4. Due to The City of Winnipeg - General Revenue Fund

The City of Winnipeg operates a centralized treasury function with a single operating bank account in the General Revenue Fund. Consequently, the Agency does not have a bank account. Bank transactions are credited or charged to the "Due to" account when they are processed through the bank. Interest is credited or charged based on The City of Winnipeg's average short-term cost of funds, which is a function of the Bank of Canada rate. The December 31, 2016 effective interest rate was 0.35% (2015 - 0.35%).

Interest paid to The City of Winnipeg - General Revenue Fund was $38 thousand (2015 - $51 thousand).

5. Debt

	2016	2015
The City of Winnipeg - General Revenue Fund		
Start-up loan, non-interest bearing	**$ 2,866**	$ 2,900

a) Principal repayments due within the next five years and thereafter are as follows:

2017	$ 36
2018	39
2019	41
2020	43
2021	46
Thereafter	2,661
	$ 2,866

6. Accrued Employee Benefits

a) Retirement allowance, vacation and compensated absences

	2016	2015
Retirement allowance - accrued liability	**$ 111**	$ 126
Vacation	**26**	25
Compensated absences	**27**	15
	$ 164	$ 166

Under the retirement allowance plan, qualifying employees become entitled to a cash payment upon retirement, death or termination of service under certain conditions (not resignation). In addition, adjustments arising from plan amendment, changes in assumptions, and experience gains and losses are amortized on a straight-line basis over 13.5 years, which represents the expected average remaining service life of the employee group. Amortization is calculated beginning in the year following the year of occurrence of the actuarial gains or losses.

The Agency measures its accrued retirement allowance obligations as at December 31 of each year. An actuarial valuation report of the obligation was prepared effective December 31, 2016 calculated as of July 31, 2014. The results of this valuation were extrapolated to the financial reporting date of December 31, 2016 using year-end assumptions.

Compensated absences represent benefits expected to be paid during future employee absences in respect of sick leave days earned in previous years.

6. Accrued Employee Benefits (continued)

Information about the Agency's retirement allowance benefit plan and compensated absences are as follows:

	2016		2015	
	Retirement allowance	**Compensated absences**	Retirement allowance	Compensated absences
Accrued benefit obligation:				
Balance, beginning of year	**$ 85**	**$ 76**	$ 92	$ 72
Current service cost	**6**	**11**	6	10
Interest cost	**2**	**2**	3	2
Benefit payments	**(16)**	**(9)**	-	(10)
Amortization of net actuarial loss (gain)	**1**	**(3)**	(16)	2
Balance, end of year	**78**	**77**	85	76
Unamortized net actuarial gain (loss)	**33**	**(50)**	41	(61)
Accrued benefit liability	**$ 111**	**$ 27**	$ 126	$ 15
Benefit expense consists of the following:				
Current service cost	**$ 6**	**$ 11**	$ 6	$ 10
Interest cost	**2**	**2**	3	2
Amortization of net actuarial (gain) loss	**(7)**	**8**	(6)	7
	$ 1	**$ 21**	$ 3	$ 19
Reconciliation of accrued benefit liability:				
Balance, beginning of year	**$ 126**	**$ 15**	$ 123	$ 6
Benefits expense	**1**	**21**	3	19
Benefits payments	**(16)**	**(9)**	-	(10)
Balance, end of year	**$ 111**	**$ 27**	$ 126	$ 15

The significant actuarial assumptions adopted in measuring the retirement allowance and compensated absences obligations for the year ended December 31 are as follows:

	2016	2015
Valuation interest rate	**3.0%**	2.8%
General increases in pay	**2.5%**	2.5%

Demographic assumptions such as utilization of sick leave credits, salary increases as a result of increments and promotion, continuation of employment and the probability of retirement or death in future years are based on employment experience.

6. Accrued Employee Benefits (continued)

b) Pension

The Agency's employees are eligible for pensions under the Winnipeg Civic Employees' Benefits Program. The Plan is a defined benefit plan. The City of Winnipeg allocates its pension costs to various departments. During the year, $86 thousand (2015 - $69 thousand) of pension costs were allocated to the Agency. An actuarial valuation for the Winnipeg Civic Employees' Benefits Program was made as of December 31, 2016 and it has an actuarial surplus.

7. Tangible Capital Assets

	Net Book Value	
	2016	2015
Land	**$ 20,376**	$ 20,376
Building	**1,136**	1,141
Golf course improvements	**1,024**	914
Equipment	**326**	356
	$ 22,862	$ 22,787

For additional information, see the Schedule of Tangible Capital Assets (Schedule 1).

8. Accumulated Surplus

	Budget 2016	**Actual 2016**	Actual 2015
Invested in tangible capital assets	**$ 2,320**	**$ 2,288**	$ 2,213
Contributed surplus	**20,574**	**20,574**	20,574
Operating	**(9,268)**	**(9,704)**	(9,949)
	$ 13,626	**$ 13,158**	$ 12,838

9. Related Party Transactions

The Agency is wholly-owned by The City of Winnipeg. Transactions between the Agency and The City of Winnipeg are in the normal course of operations and are measured at the exchange amount, which is the amount of consideration established and agreed to by the related parties.

In addition to those disclosed elsewhere in the financial statements, the transactions that occurred are as follows:

a) An amount of $5 thousand (2015 - $4 thousand) has been charged to City of Winnipeg Departments for miscellaneous services;

b) An amount of $34 thousand (2015 - $9 thousand) has been charged by City of Winnipeg Departments for miscellaneous services. No amount (2015 - $nil) has been charged for the cost of financial, legal, 311, information technology and human resource support services provided by City of Winnipeg Departments.

9. Related Party Transactions (continued)

c) An amount of $393 thousand (2015 - $267 thousand) has been charged by The City of Winnipeg - Municipal Accommodations Fund for services provided at the various golf courses;

d) An amount of $167 thousand (2015 - $132 thousand) has been charged by The City of Winnipeg Fleet Management - Special Operating Agency for insurance and rental on vehicles and equipment owned/leased by the Agency.

10. Commitments and Contingencies

a) The Agency has entered into a lease agreement with a third party for the lease of a building facility for a 25 year term until 2040. Future minimum annual lease payments are as follows:

	Operating Leases
2017	$ 41
2018	41
2019	41
2020 and thereafter	826
	$ 949

b) Legal obligations

As part of the normal course of operations, lawsuits are pending against the Agency. The final outcome with respect to actions that will arise from these lawsuits as at December 31, 2016 cannot be predicted with certainty. Where the occurrence of future events is considered likely to result in a loss with respect to an existing condition and the amount of the loss can be reasonably estimated, amounts have been recorded in the financial statements. Where the occurrence of future events is considered undeterminable, no amount has been accrued in the financial statements.

THE CITY OF WINNIPEG
GOLF SERVICES - SPECIAL OPERATING AGENCY

Schedule 1

SCHEDULE OF TANGIBLE CAPITAL ASSETS

As at December 31
(in thousands of dollars)

	Land	Building	Equipment	Golf Course Improvements	Total 2016	Total 2015
Cost						
Balance, beginning of year	**$ 20,376**	**$ 2,417**	**$ 1,309**	**$ 1,355**	**$ 25,457**	$ 25,136
Add:						
Additions during the year	**-**	**94**	**25**	**181**	**300**	321
Less:						
Disposals during the year	**-**	**-**	**-**	**-**	**-**	-
Balance, end of year	**20,376**	**2,511**	**1,334**	**1,536**	**25,757**	25,457
Accumulated amortization						
Balance, beginning of year	**-**	**1,277**	**953**	**440**	**2,670**	2,453
Add:						
Amortization	**-**	**98**	**55**	**72**	**225**	217
Less:						
Accumulated amortization on disposals	**-**	**-**	**-**	**-**	**-**	-
Balance, end of year	**-**	**1,375**	**1,008**	**512**	**2,895**	2,670
Net Book Value of Tangible Capital Assets	**$ 20,376**	**$ 1,136**	**$ 326**	**$ 1,024**	**$ 22,862**	$ 22,787

THE CITY OF WINNIPEG
FLEET MANAGEMENT - SPECIAL OPERATING AGENCY

STATEMENT OF FINANCIAL POSITION

As at December 31
(in thousands of dollars)

	2016	2015
FINANCIAL ASSETS		
Cash	**$ 37**	$ -
Accounts receivable	**125**	95
	162	95
LIABILITIES		
Due to The City of Winnipeg - General Revenue Fund (Note 3)	**9,922**	7,977
Accounts payable and accrued liabilities	**1,029**	1,740
Debt (Note 4)	**30,012**	30,489
Other liabilities (Note 5)	**410**	-
Accrued employee benefits (Note 6a)	**1,853**	1,742
	43,226	41,948
NET FINANCIAL LIABILITIES	**(43,064)**	(41,853)
NON-FINANCIAL ASSETS		
Tangible capital assets (Note 7)	**62,353**	62,120
Inventories	**1,659**	1,736
Prepaid expenses	**603**	537
	64,615	64,393
ACCUMULATED SURPLUS	**$ 21,551**	$ 22,540

See accompanying notes and schedules to the financial statements

THE CITY OF WINNIPEG
FLEET MANAGEMENT - SPECIAL OPERATING AGENCY

STATEMENT OF OPERATIONS AND ACCUMULATED SURPLUS

For the years ended December 31
(in thousands of dollars)

	Budget 2016	Actual 2016	Actual 2015
REVENUES			
Fleet leases	**$ 28,229**	**$ 25,285**	$ 25,763
Services and parts revenue (Schedule 1)	**8,182**	**8,916**	8,021
Fuel sales	**10,078**	**6,355**	6,921
Rental income	**3,755**	**3,884**	3,492
Gain on sale of tangible capital assets	**300**	**1,721**	788
Transfer from The City of Winnipeg - Innovative Capital Fund (note 9f)	**-**	**371**	-
Total Revenues	**50,544**	**46,532**	44,985
EXPENSES			
Amortization	**14,756**	**14,028**	13,980
Salaries and employee benefits	**11,426**	**10,004**	9,333
Services	**7,776**	**9,910**	8,569
Supplies	**12,255**	**9,558**	9,652
Interest (Notes 3 and 4)	**1,429**	**1,040**	1,198
Other expenses	**1,642**	**1,489**	1,430
Total Expenses	**49,284**	**46,029**	44,162
Annual Surplus Before Other	**1,260**	**503**	823
OTHER			
Transfer to The City of Winnipeg - General Revenue Fund (Note 9e)	**1,492**	**1,492**	92
Annual (Deficit) Surplus	**$ (232)**	**(989)**	731
ACCUMULATED SURPLUS, BEGINNING OF YEAR		**22,540**	21,809
ACCUMULATED SURPLUS, END OF YEAR		**$ 21,551**	$ 22,540

See accompanying notes and schedules to the financial statements

THE CITY OF WINNIPEG
FLEET MANAGEMENT - SPECIAL OPERATING AGENCY

STATEMENT OF CASH FLOWS

For the years ended December 31
(in thousands of dollars)

	2016	2015
NET INFLOW (OUTFLOW) OF CASH RELATED TO THE FOLLOWING ACTIVITIES:		
OPERATING		
Annual (Deficit) Surplus	**$ (989)**	$ 731
Non-cash charges to operations		
Amortization	**14,028**	13,980
Gain on sale of tangible capital assets	**(1,721)**	(788)
	11,318	13,923
Net change in non-cash working capital balances related to operations	**(209)**	613
Cash provided by operating activities	**11,109**	14,536
CAPITAL		
Acquisition of tangible capital assets	**(14,769)**	(14,156)
Proceeds on disposal of tangible capital assets	**2,229**	1,231
Cash used in capital activities	**(12,540)**	(12,925)
FINANCING		
Change in due to/from The City of Winnipeg - General Revenue Fund	**1,945**	5,196
Proceeds from term loans	**9,700**	4,200
Repayment of term loans	**(10,177)**	(11,007)
Cash provided by (used in) financing activities	**1,468**	(1,611)
Increase in cash	**37**	-
CASH, BEGINNING OF YEAR	**-**	**-**
CASH, END OF YEAR	**$ 37**	$ -

See accompanying notes and schedules to the financial statements

THE CITY OF WINNIPEG
FLEET MANAGEMENT - SPECIAL OPERATING AGENCY

STATEMENT OF CHANGE IN NET FINANCIAL LIABILITIES

For the years ended December 31
(in thousands of dollars)

	Budget 2016	Actual 2016	Actual 2015
ANNUAL (DEFICIT) SURPLUS	**$ (232)**	**$ (989)**	$ 731
Amortization of tangible capital assets	**14,756**	**14,028**	13,980
Proceeds on disposal of tangible capital assets	**300**	**2,229**	1,231
Change in inventories and prepaid expenses	**(46)**	**11**	(2)
Gain on sale of tangible capital assets	**(300)**	**(1,721)**	(788)
Acquisition of tangible capital assets	**(26,215)**	**(14,769)**	(14,156)
(INCREASE) DECREASE IN NET FINANCIAL LIABILITIES	**(11,737)**	**(1,211)**	996
NET FINANCIAL LIABILITIES, BEGINNING OF YEAR	**(42,850)**	**(41,853)**	(42,849)
NET FINANCIAL LIABILITIES, END OF YEAR	**$ (54,587)**	**$ (43,064)**	$ (41,853)

See accompanying notes and schedules to the financial statements

THE CITY OF WINNIPEG
FLEET MANAGEMENT - SPECIAL OPERATING AGENCY

NOTES TO THE FINANCIAL STATEMENTS

December 31, 2016
(all tabular amounts are in thousands of dollars, unless otherwise noted)

1. Status of the Winnipeg Fleet Management Agency

On May 28, 2003, City Council adopted the Winnipeg Fleet Management Agency Selection Report, that recommended the Equipment and Material Services operation of the Public Works Department commence operations as a Special Operating Agency effective January 1, 2003.

The Agency provides economical, state-of-the-art, safe and eco-friendly fleet vehicle, equipment and other asset management services to The City of Winnipeg and other pubic organizations, in support of their service delivery.

2. Significant Accounting Policies

These financial statements have been prepared by management in accordance with Canadian public sector accounting standards. The significant accounting policies are summarized as follows:

a) Basis of accounting

The financial statements are prepared using the accrual basis of accounting. The accrual basis of accounting records revenue as it is earned and measurable. Expenses are recognized as they are incurred and measurable based upon receipt of goods or services and/or the creation of a legal obligation to pay.

b) Non-financial assets

Non-financial assets are not available to discharge existing liabilities and are held for use in the provision of services. They have useful lives extending beyond the current year and are not intended for sale in the ordinary course of operations. The change in non-financial assets during the year, together with the annual (deficit) surplus, provides the change in net financial liabilities for the year.

i) Tangible capital assets

Tangible capital assets, other than land and buildings, transferred from The City of Winnipeg on January 1, 2003 are recorded at their estimated fair value on that date. Subsequent acquisitions are recorded at cost which includes all amounts that are directly attributable to acquisition, construction, development or betterment of the asset. Land and buildings are stated at fair value as of January 1, 2003, which was determined by The City of Winnipeg Assessment and Taxation Department.

Tangible capital assets are amortized on the basis of their cost less approximate residual value over their estimated useful lives using the following rates and methods:

Buildings	4% to 8%	Straight-line
Fleet assets		
Acquired at start-up	30%	Declining balance
Purchased	1 to 15 years	Straight-line
Equipment	3% to 30%	Straight-line

Amortization begins once an asset is placed into service.

2. Significant Accounting Policies (continued)

ii) Inventories

Inventories held for consumption are recorded at the lower of cost and net realizable value.

c) Revenue recognition

The Agency enters into operating lease agreements to supply and maintain vehicles and equipment to lessees for specified lease periods. The Agency recognizes the monthly lease payments from the lessees as income each month. Services and parts revenue, including insurance and fuel sales, are recognized upon the completion of the work or transfer of the goods or service. Revenue from short-term rentals of vehicles or equipment is recognized as income evenly over the rental period.

d) Government transfers

Government transfers are the transfer of assets from the senior levels of government that are not the result of an exchange transaction, are not expected to be repaid in the future or are not the result of a direct financial return.

Government transfers are recognized in the financial statements as revenue or expense in the financial period in which events giving rise to the transfer occur, providing the transfers are authorized, any eligibility criteria have been met including performance and return requirements, and reasonable estimates of the amounts can be determined.

e) Employee benefit plan

The Winnipeg Civic Employees' Benefits Program is a multi-employer contributory defined benefit program and accordingly contributions are expensed as incurred. The costs of other retirement benefits have been accounted for based on actuarially determined amounts using the projected benefits method prorated on services and management's best estimate of retirement ages of employees, salary escalation and plan investment performance. Actuarial gains and losses are amortized on a straight-line basis over the average remaining service period. The liabilities are discounted using current interest rates on long-term bonds.

f) Estimates

The preparation of financial statements in conformity with Canadian public sector accounting principles requires management to make estimates and assumptions. These estimates and assumptions are based on the Agency's best information and judgment and may differ significantly from actual results.

3. Due to/from The City of Winnipeg - General Revenue Fund

The City of Winnipeg operates a centralized treasury function with a single operating bank account in the General Revenue Fund. Consequently, the Agency does not have a bank account. Bank transactions are credited or charged to the "Due to/from" account when they are processed through the bank. Interest is credited or charged based on The City of Winnipeg's average short-term cost of funds, which is a function of the Bank of Canada rate. The December 31, 2016 effective interest rate was 0.35% (2015 - 0.35%). As well, the Agency has negotiated an operating line of credit up to $20 million from The City of Winnipeg.

Funds were advanced during the year as short-term bridge financing between the time when cash is needed and term financing is arranged for capital acquisitions.

Interest paid to The City of Winnipeg - General Revenue Fund was $32 thousand (2015 - $9 thousand)
Interest received from The City of Winnipeg - General Revenue Fund is $nil (2015 - $2 thousand).

4. Debt

Lender	Maturity Date	Interest Rate	**2016**	2015
Royal Bank of Canada (Note 4b)	2017 - 2024	1.90% - 5.20%	**$ 9,225**	$ 13,250
The Toronto-Dominion Bank (Note 4b)	2017 - 2026	1.5% - 4.14%	**20,609**	17,061
			29,834	30,311
The City of Winnipeg - non-interest bearing, no repayment schedule			**178**	178
			$ 30,012	$ 30,489

a) Principal repayments due within the next five years and thereafter are as follows:

2017	$ 9,023
2018	7,431
2019	4,838
2020	2,437
2021	1,893
Thereafter	4,212
	$ 29,834

b) The Agency has credit facilities by way of series of unsecured term loans. The term loans bear a fixed rate of interest quoted by the bank at the time of each borrowing. As at December 31, 2016, $29,834 thousand (2015 - $30,311 thousand) was outstanding under these facilities. The effective interest rate at December 31, 2016 was 3.33% (2015 - 3.6%).

c) Cash paid for interest during the year is $1,020 thousand (2015 - $1,212 thousand).

5. Other liability

	2016	2015
Environmental liability	**$ 410**	$ -

The agency has estimated an environmental liability for its former fuel site that has been decommissioned containing soil contamination with petrol hydro carbon products. There was an environmental assessment that stated contamination levels above the Canadian Council of Ministers of the Environment (CCME) criteria.

6. Accrued Employee Benefits

a) Retirement allowance, vacation and compensated absences

	2016	2015
Retirement allowance - accrued liability	**$ 937**	$ 886
Vacation	**686**	668
Compensated absences	**230**	188
	$ 1,853	$ 1,742

6. Accrued Employee Benefits (continued)

Under the retirement allowance program, qualifying employees become entitled to a cash payment upon retirement, death or termination of service under certain conditions (not resignation). In addition, adjustments arising from plan amendment, changes in assumptions, and experience gains and losses are amortized on a straight-line basis over 13.2 years, which represents the expected average remaining service life of the employee group. Amortization is calculated beginning in the year following the year of occurrence of the actuarial gains or losses.

The Agency measures its accrued retirement allowance obligation as at December 31 of each year. An actuarial valuation report of the obligation was calculated as of July 31, 2014. The results of this valuation were extrapolated to the financial reporting date of December 31, 2016 using year-end assumptions.

Compensated absences represent benefits expected to be paid during future employee absences in respect of sick leave days earned in previous years.

Information about the Agency's retirement allowance benefit plan and compensated absences are as follows:

	2016		2015	
	Retirement allowance	**Compensated absences**	Retirement allowance	Compensated absences
Accrued benefit obligation:				
Balance, beginning of year	**$ 734**	**463**	$ 723	$ 444
Current service cost	**44**	**50**	42	48
Interest cost	**21**	**14**	21	14
Benefit payments	**(8)**	**(48)**	-	(46)
Amortization of net actuarial (gain)/loss	**(60)**	**(4)**	(52)	3
Balance, end of year	**731**	**475**	734	463
Unamortized net actuarial gain/(loss)	**206**	**(245)**	152	(275)
Accrued benefit liability	**$ 937**	**$ 230**	$ 886	$ 188
Benefit expense consists of the following:				
Current service cost	**$ 44**	**$ 50**	$ 42	$ 48
Interest cost	**21**	**14**	21	14
Amortization of net actuarial (gain)/loss	**(6)**	**26**	(2)	25
	$ 59	**$ 90**	$ 61	$ 87
Reconciliation of accrued benefit liability:				
Balance, beginning of year	**$ 886**	**$ 188**	$ 825	$ 147
Benefits expense	**59**	**90**	61	87
Benefits payments	**(8)**	**(48)**	-	(46)
Balance, end of year	**$ 937**	**$ 230**	$ 886	$ 188

6. Accrued Employee Benefits (continued)

The significant actuarial assumptions adopted in measuring the retirement allowance and compensated absences obligations for the year ended December 31 are as follows:

	2016	2015
Valuation interest rate	**3.0%**	2.8%
General increases in pay	**2.5%**	2.5%

Demographic assumptions such as utilization of sick leave credits, salary increases as a result of increments and promotion, continuation of employment and the probability of retirement or death in future years are based on employment experience.

b) Pension

The Agency's employees are eligible for pensions under the Winnipeg Civic Employees' Benefits Program. The Plan is a defined benefit plan. The City of Winnipeg allocates its pension costs to various departments. During the year, $810 thousand (2015 - $759 thousand) of pension costs were allocated to the Agency. An actuarial valuation for the Winnipeg Civic Employees' Benefits Program was made as of December 31, 2015 and it has an actuarial surplus.

7. Tangible Capital Assets

	Net Book Value	
	2016	2015
Fleet assets	**$ 56,138**	$ 55,969
Equipment	**3,773**	3,656
Buildings	**2,052**	2,105
Land	**390**	390
	$ 62,353	$ 62,120

For additional information, see the Schedule of Tangible Capital Assets (Schedule 2).

The net book value of fleet assets and property not yet in service is $3,531 thousand (2015 - $5,218 thousand), and equipment not yet in service is nil (2015 - $nil).

8. Accumulated Surplus

	Budget 2016	**Actual 2016**	Actual 2015
Contributed surplus	**$ 11,425**	**$ 11,425**	$ 11,425
Invested in tangible capital assets	**45,131**	**32,519**	31,809
Operating	**(33,521)**	**(22,393)**	(20,694)
	$ 23,035	**$ 21,551**	$ 22,540

9. Related Party Transactions

The Agency is wholly owned by The City of Winnipeg. Transactions between the Agency and The City of Winnipeg are in the normal course of operations and are measured at the exchange amount, which is the amount of consideration established and agreed to by the related parties.

In addition to those disclosed elsewhere in the financial statements, the related party transactions that occurred are as follows:

9. Related Party Transactions (continued)

a) Revenues include sales of goods and services of $43,595 thousand and (2015 - $42,671 thousand) to The City of Winnipeg.

b) An amount of $457 thousand (2015 - $1,152 thousand) has been transferred to the General Revenue Fund for miscellaneous services.

c) An amount of $1,078 thousand (2015 - $900 thousand) has been transferred to the Municipal Accommodations Fund for the rental of office and garage space, and miscellaneous services.

d) An amount of $1 thousand (2015 - $1 thousand) has been transferred to the Parking Services Agency for miscellaneous services.

e) An amount of $1,492 thousand (2015 - $92 thousand) has been transferred to the General Revenue Fund as a return on investment.

f) An amount of $371 thousand (2015 - $nil) has been transferred to Fleet Management Agency from Innovative Capital Fund.

THE CITY OF WINNIPEG
FLEET MANAGEMENT - SPECIAL OPERATING AGENCY

Schedule 1

SCHEDULE OF SERVICES AND PARTS REVENUE

For the years ended December 31
(in thousands of dollars)

	Budget 2016	**Actual 2016**	Actual 2015
Consumables and corrective maintenance	**$ 4,134**	**$ 5,200**	$ 3,736
Insurance revenue	**1,876**	**1,937**	1,824
Power tools	**803**	**803**	787
Manufacturing sales	**971**	**590**	718
Autopac rebate	**-**	**-**	611
Other	**232**	**222**	186
Provincial support grant	**166**	**164**	159
	$ 8,182	**$ 8,916**	$ 8,021

THE CITY OF WINNIPEG
FLEET MANAGEMENT - SPECIAL OPERATING AGENCY

Schedule 2

SCHEDULE OF TANGIBLE CAPITAL ASSETS

As at December 31
(in thousands of dollars)

	Land	Buildings	Fleet Assets	Equipment	Total 2016	Total 2015
Cost						
Balance, beginning of year	**$ 390**	**$ 3,764**	**$ 147,557**	**$ 7,459**	**$ 159,170**	$ 151,982
Add:						
Additions during the year	**-**	**171**	**13,880**	**718**	**14,769**	14,156
Less:						
Disposals during the year	**-**	**(54)**	**(11,885)**	**(218)**	**(12,157)**	(6,968)
Balance, end of year	**390**	**3,881**	**149,552**	**7,959**	**161,782**	159,170
Accumulated amortization						
Balance, beginning of year	**-**	**1,659**	**91,588**	**3,803**	**97,050**	89,595
Add:						
Amortization	**-**	**170**	**13,407**	**451**	**14,028**	13,979
Less:						
Accumulated amortization on disposals	**-**	**-**	**(11,581)**	**(68)**	**(11,649)**	(6,524)
Balance, end of year	**-**	**1,829**	**93,414**	**4,186**	**99,429**	97,050
Net Book Value of Tangible Capital Assets	**$ 390**	**$ 2,052**	**$ 56,138**	**$ 3,773**	**$ 62,353**	$ 62,120

THE CITY OF WINNIPEG
WINNIPEG PARKING AUTHORITY - SPECIAL OPERATING AGENCY

STATEMENT OF FINANCIAL POSITION

As at December 31
(in thousands of dollars)

	2016	2015
FINANCIAL ASSETS		
Cash	**$ 55**	$ 39
Due from The City of Winnipeg - General Revenue Fund (Note 3)	**4,372**	1,537
Accounts receivable	**1,874**	980
Due from The City of Winnipeg - Land Operating Reserve (Note 4)	**10,000**	10,000
	16,301	12,556
LIABILITIES		
Accounts payable and accrued liabilities	**1,096**	1,205
Deferred revenue	**106**	127
Debt (Note 5)	**3,918**	3,918
Accrued employee benefits (Note 6)	**410**	402
	5,530	5,652
NET FINANCIAL ASSETS	**10,771**	6,904
NON-FINANCIAL ASSETS		
Tangible capital assets (Note 7)	**6,806**	7,637
Inventories	**181**	106
Prepaid expenses	**1**	-
	6,988	7,743
ACCUMULATED SURPLUS (Note 8)	**$ 17,759**	$ 14,647

See accompanying notes and schedule to the financial statements

THE CITY OF WINNIPEG
WINNIPEG PARKING AUTHORITY - SPECIAL OPERATING AGENCY

STATEMENT OF OPERATIONS AND ACCUMULATED SURPLUS

For the years ended December 31
(in thousands of dollars)

	Budget 2016	Actual 2016	Actual 2015
REVENUES			
Enforcement	**$ 7,804**	**$ 7,106**	$ 8,084
Meters	**5,951**	**6,775**	6,239
Parking fees (Note 9c)			
Surface parking lots	**1,429**	**1,521**	1,520
Millennium Library parkade	**1,020**	**953**	586
Special events	**478**	**568**	480
Parking permits	**89**	**99**	99
Sundry	**43**	**73**	56
Total Revenues	**16,814**	**17,095**	17,064
EXPENSES			
Services (Notes 9b, d, and h)			
Enforcement - contracts	**3,159**	**3,042**	2,820
Meters	**1,855**	**1,603**	1,710
Utilities	**440**	**354**	390
Parkade management	**265**	**230**	231
Special events	**157**	**129**	120
Other services (Note 9f)	**1,691**	**1,068**	1,337
Salaries and employee benefits (Note 6)	**4,048**	**3,105**	3,205
Amortization	**1,609**	**1,240**	1,488
Provision for bad debts	**688**	**934**	3,558
Materials, parts and supplies	**1,712**	**720**	874
Debt and finance charges	**182**	**188**	181
Recoveries	**(3)**	**(42)**	(27)
Other (Notes 9a, e, g, i and j)	**1,265**	**1,412**	1,229
Total Expenses	**17,068**	**13,983**	17,116
Excess (Deficiency) of Revenues over Expenses before Other	**(254)**	**3,112**	(52)
OTHER			
Transfer to The City of Winnipeg - General Revenue Fund (Note 9k)	**-**	**-**	3,000
Annual (Deficiency) Excess of Revenues over Expenses	**(254)**	**3,112**	(3,052)
ACCUMULATED SURPLUS, BEGINNING OF YEAR	**14,678**	**14,647**	17,699
ACCUMULATED SURPLUS, END OF YEAR	**$ 14,424**	**$ 17,759**	$ 14,647

See accompanying notes and schedule to the financial statements

THE CITY OF WINNIPEG
WINNIPEG PARKING AUTHORITY - SPECIAL OPERATING AGENCY

STATEMENT OF CASH FLOWS

For the years ended December 31
(in thousands of dollars)

	2016	2015
NET INFLOW (OUTFLOW) OF CASH RELATED TO THE FOLLOWING ACTIVITIES:		
OPERATING		
Excess (deficiency) of revenues over expenses	**$ 3,112**	$ (3,052)
Non-cash items related to operations		
Amortization	**1,240**	1,488
	4,352	(1,564)
Net change in non-cash working capital balances related to operations	**(1,092)**	4,767
Cash provided by operating activities	**3,260**	3,203
FINANCING		
Change in due from/to The City of Winnipeg - General Revenue Fund	**(2,835)**	(3,107)
Cash used in financing activities	**(2,835)**	(3,107)
CAPITAL		
Purchase of tangible capital assets	**(409)**	(105)
Cash used in capital activities	**(409)**	(105)
INCREASE (DECREASE) IN CASH	**16**	(9)
CASH, BEGINNING OF YEAR	**39**	48
CASH, END OF YEAR	**$ 55**	$ 39

See accompanying notes and schedule to the financial statements

THE CITY OF WINNIPEG
WINNIPEG PARKING AUTHORITY - SPECIAL OPERATING AGENCY

STATEMENT OF CHANGE OF NET FINANCIAL ASSETS

For the years ended December 31
(in thousands of dollars)

	Budget 2016	Actual 2016	Actual 2015
EXCESS (DEFICIENCY) OF REVENUES OVER EXPENSES	**$ (254)**	**$ 3,112**	$ (3,052)
Amortization of tangible capital assets	**1,609**	**1,240**	1,488
Change in inventories and prepaid expenses	**-**	**(76)**	104
Acquisition of tangible capital assets	**(467)**	**(409)**	(105)
INCREASE (DECREASE) IN NET FINANCIAL ASSETS	**888**	**3,867**	(1,565)
NET FINANCIAL ASSETS , BEGINNING OF YEAR	**6,935**	**6,904**	8,469
NET FINANCIAL ASSETS, END OF YEAR	**$ 7,823**	**$ 10,771**	$ 6,904

See accompanying notes and schedule to the financial statements

THE CITY OF WINNIPEG
WINNIPEG PARKING AUTHORITY - SPECIAL OPERATING AGENCY

NOTES TO THE FINANCIAL STATEMENTS

December 31, 2016
(all tabular amounts are in thousands of dollars, unless otherwise noted)

1. Description of Business

On March 20, 1997, City Council adopted the Reshaping Our Civic Government document identifying the development of Special Operating Agencies ("SOA") as one of five strategic initiatives needed to create a more affordable City government.

On February 24, 1999, City Council adopted the 1999 Alternative Service Delivery Review Agenda which identified the municipal parking services operations as an Alternative Services Delivery ("ASD") candidate. A feasibility study was subsequently prepared and presented to the ASD Committee.

On December 11, 2002, City Council adopted the recommendation of the ASD Committee that an Operating Charter and Business Plan for a SOA with a mandate to manage and be accountable for city-owned parking resources, be prepared for consideration by City Council.

The Winnipeg Parking Authority - Special Operating Agency ("the Agency") was created effective October 27, 2004 and commenced operations on January 1, 2005.

The Agency manages the parking facilities and related assets owned and previously operated by The City of Winnipeg ("the City"). The intent of the Agency is to provide excellent customer service, maximize the annual return of parking operations, and ensure its long-term sustainability.

2. Significant Accounting Policies

The financial statements have been prepared by management in accordance with Canadian public sector accounting standards. The significant accounting policies are summarized as follows:

a) Basis of accounting

The financial statements are prepared using the accrual basis of accounting. The accrual basis of accounting recognizes revenue in the period in which it is earned provided it is measurable and collection is reasonably certain. Expenses are recorded in the period in which they are incurred as a result of receipt of goods or services and the creation of a legal obligation to pay.

b) Deferred revenue

Certain user charges and fees are collected for which the related services have yet to be performed. Revenue is recognized in the period when the related expenses are incurred or services performed.

c) Non-financial assets

Non-financial assets are not available to discharge existing liabilities and are held for use in the provision of services. They have useful lives extending beyond the current year and are not intended for sale in the ordinary course of operations. The change in non-financial assets during the year, together with the excess of revenues over expenses, provides the change in net financial assets for the year.

2. Significant Accounting Policies (continued)

i) Tangible capital assets

Land and equipment were transferred January 1, 2005 from the City at a fair market value as determined by independent consultants.

Property, equipment and leasehold improvements are amortized on a straight-line basis over the estimated useful life of the asset. The amortization rates are as follows:

Leasehold improvements	15 Years
Parking surfaces	5%
Parkades	4%
Vehicles	20%
Meters and pay stations	10%
Equipment	10-20%
Computer equipment	33%
Office furniture and equipment	20%
Parkade betterments	5%

ii) Leases

Leases are classified as capital or operating leases. Leases which transfer substantially all of the benefits and risks incidental to ownership of property are accounted for as capital leases. All other leases are accounted for as operating leases and the related lease payments are charged to expenses as incurred.

iii) Inventories

Inventories held for consumption is recorded at the lower of cost and replacement cost.

d) Employee benefit plan

The Winnipeg Civic Employees' Benefits Program is a multi-employer contributory defined benefit program and accordingly contributions are expensed as incurred. The costs of other retirement benefits have been accounted for based on actuarially determined amounts using the projected benefits method prorated on services and management's best estimate of retirement ages of employees, salary escalation and plan investment performance. Actuarial gains and losses are amortized on a straight-line basis over the average remaining service period. The liabilities are discounted using current interest rates on long-term bonds.

e) Use of estimates

The preparation of financial statement in conformity with Canadian generally acceptable accounting principles requires management to make estimates. These estimates and assumptions are based on the City's best information and judgment and may differ significantly from actual results.

3. Due from The City of Winnipeg - General Revenue Fund

The City of Winnipeg operates a centralized treasury function with a single operating bank account in the General Revenue Fund. Consequently, the Agency does not have a bank account. Bank transactions are credited or charged to the "Due from" account when they are processed through the bank. Interest is charged or credited based on the City's average short-term earnings (cost of funds) on the single bank account. The December 31, 2016 effective interest rate was 0.35% (2015 - 0.35%).

Interest received from The City of Winnipeg General Revenue Fund on the line of credit was $10 thousand for the year (2015 - $6 thousand).

4. Due from The City of Winnipeg - Land Operating Reserve

In 2010, Winnipeg Square Parkade was sold and the proceeds of disposition were deposited to The City of Winnipeg - Land Operating Reserve. There is no specific repayment terms on the receivable.

5. Debt

	2016	2015
The City of Winnipeg - General Revenue Fund		
Start-up loan with no specific terms of repayment	**$ 3,918**	$ 3,918
	$ 3,918	$ 3,918

b) Interest paid to The City of Winnipeg General Revenue Fund on the start-up loan was $nil (2015 - $nil).

6. Accrued Employee Benefits

a) Retirement allowance, vacation and compensated absences

	2016	2015
Vacation	**$ 226**	$ 246
Retirement allowance - accrued benefit liability	**133**	115
Compensated absences	**51**	41
	$ 410	$ 402

Under the retirement allowance plan, qualifying employees become entitled to a cash payment upon retirement, death or termination of service under certain conditions (not resignation). The costs are actuarially determined using the projected benefit valuation method pro-rated on services and reflects management's best estimate of retirement ages of employees, salary escalation and length of service. In addition, adjustments arising from plan amendment, changes in assumptions, and experience gains and losses are amortized on a straight-line basis over 15.7 years, which represents the expected average remaining service life of the employee group. Amortization is calculated beginning in the year following the year of occurrence of the actuarial gains or losses.

The Agency measures its accrued retirement allowance liability as at December 31 of each year. An actuarial valuation of the liability was calculated as of July 31, 2015. The results of this valuation were extrapolated to the financial reporting date of December 31, 2016 using year-end assumptions.

Compensated absences represent benefits expected to be paid during future employee absences in respect of sick leave days earned in previous years.

6. Accrued Employee Benefits (continued)

Information about the Agency's retirement allowance benefit plan and compensated absences are as follows:

	2016		2015	
	Retirement Allowance	**Compensated Absences**	Retirement Allowance	Compensated Absences
Accrued benefit liability:				
Balance, beginning of year	**$ 147**	**$ 110**	$ 143	$ 104
Current service cost	**11**	**15**	11	15
Interest cost	**4**	**3**	4	3
Benefit payments	**-**	**(13)**	-	(12)
Net actuarial (gain)/loss	**(17)**	**-**	(11)	-
Balance, end of year	**145**	**115**	147	110
Unamortized net actuarial (loss)/gain	**(12)**	**(64)**	(32)	(69)
Accrued benefit liability	**$ 133**	**$ 51**	$ 115	$ 41
Benefit expense:				
Current service cost	**$ 11**	**$ 15**	$ 11	$ 15
Interest cost	**4**	**3**	4	3
Amortization of net actuarial (gain)/loss	**3**	**5**	4	6
	$ 18	**$ 23**	$ 19	$ 24
Reconciliation of accrued benefit liability:				
Balance, beginning of year	**$ 115**	**$ 41**	$ 96	$ 29
Benefit expense	**18**	**23**	19	24
Benefit payments	**-**	**(13)**	-	(12)
	$ 133	**$ 51**	$ 115	$ 41

The significant actuarial assumptions adopted in measuring the accrued benefit liability for the year ended December 31 are as follows:

	2016	2015
Valuation interest rate	**3.00%**	2.80%
General increases in pay	**2.50%**	2.50%

b) Pension

The Agency's employees are eligible for pensions under the Winnipeg Civic Employees' Benefits Program. The Plan is a defined benefit plan. The City of Winnipeg allocates its pension costs to various departments. During the year, $253 thousand (2015 - $245 thousand) of pension costs were allocated to the Agency. An actuarial valuation for the Winnipeg Civic Employees' Benefits Program was made as of December 31, 2015 and it has an actuarial surplus.

7. Tangible Capital Assets

	Net Book Value	
	2016	2015
Land	**$ 73**	$ 73
Parkades	**4,318**	4,587
Authority assets		
Leasehold improvements	**421**	211
Parking surfaces	**250**	270
	671	481
Equipment		
Meters and pay stations	**1,561**	2,411
Equipment	**82**	82
Computer equipment	**42**	2
Office furniture and equipment	**25**	1
Vehicles	**34**	-
	1,744	2,496
	$ 6,806	$ 7,637

For additional information, see the Schedule of Tangible Capital Assets (Schedule 1).

During the year, $nil thousand (2015 - $66 thousand) of tangible capital assets were written-down. The prior year write down was a result of a retroactive change to the estimated lifespan of audio/visual equipment.

8. Accumulated Surplus

	Budget 2016	**Actual 2016**	Actual 2015
Restricted funds for future investment	**$ 12,000**	**$ 12,000**	$ 12,000
Invested in tangible capital assets	**2,504**	**2,815**	3,646
Contributed surplus	**172**	**172**	172
Operating	**(252)**	**2,772**	(1,171)
	$ 14,424	**$ 17,759**	$ 14,647

9. Related Party Transactions

The Agency is wholly-owned by the City. Transactions between the Agency and the City are in the normal course of operations and are measured at the exchange amount, which is the amount of consideration established and agreed to by the related parties.

a) An amount of $347 thousand (2015 - $345 thousand) has been transferred to The City of Winnipeg General Revenue Fund for the cost of information technology, finance and human resources support services.

b) In Services, an amount of $341 thousand (2015 - $349 thousand) has been charged by The City of Winnipeg Fleet Management - Special Operating Agency for insurance, fuel, maintenance, and rental on vehicles owned/leased by the Agency.

c) Revenues include sales of $299 thousand (2015 - $308 thousand) to the City.

9. Related Party Transactions (continued)

d) In Services, an amount of $283 thousand (2015 - $269 thousand) has been charged by The City of Winnipeg Municipal Accommodations Fund for the rental of office space.

e) An amount of $195 thousand (2015 - $177 thousand) has been transferred to The City of Winnipeg General Revenue Fund for payments-in-lieu of municipal taxes. These charges are based on estimated assessments and the mill rate that would have been applicable had these facilities been privately owned.

f) An amount of $163 thousand (2015 - $136 thousand) has been charged by The City of Winnipeg Municipal Accommodations Fund for services provided at the various locations.

g) An amount of $133 thousand (2015 - $133 thousand) has been charged by The City of Winnipeg General Revenue Fund for the cost of 311 services.

h) In Services, an amount of $48 thousand (2015 - $48 thousand) has been charged by The City of Winnipeg Transit System Department for coin counting and deposit services.

i) An amount of $42 thousand (2015 - $42 thousand) has been charged by The City of Winnipeg General Revenue Fund for the cost of assets transferred to the Agency.

j) An amount of $38 thousand (2015 - $38 thousand) for general government charges has been included and paid to The City of Winnipeg General Revenue Fund which represents the estimated share of the City's general expenses applicable to the Agency.

k) An amount of $nil (2015 - $3 million) has been transferred to The City of Winnipeg General Revenue Fund as a return on investment.

10. Comparative Figures

Certain comparative figures have been reclassified to conform with the current year's presentation.

THE CITY OF WINNIPEG
WINNIPEG PARKING AUTHORITY - SPECIAL OPERATING AGENCY

Schedule 1

SCHEDULE OF TANGIBLE CAPITAL ASSETS

As at December 31
(in thousands of dollars)

	Land	Parkades	Authority Assets	Equipment	Total 2016	Total 2015
Cost						
Balance, beginning of year	**$ 73**	**$ 6,668**	**$ 981**	**$ 12,526**	**$ 20,248**	$ 20,143
Add:						
Additions during the year	**-**	**-**	**256**	**153**	**409**	105
Less:						
Disposals during the year	**-**	**-**	**-**	**-**	**-**	-
Balance, end of year	**73**	**6,668**	**1,237**	**12,679**	**20,657**	20,248
Accumulated amortization						
Balance, beginning of year	**-**	**2,081**	**500**	**10,030**	**12,611**	11,123
Add:						
Amortization	**-**	**269**	**66**	**905**	**1,240**	1,488
Less:						
Accumulated amortization on disposals	**-**	**-**	**-**	**-**	**-**	-
Balance, end of year	**-**	**2,350**	**566**	**10,935**	**13,851**	12,611
Net Book Value of Tangible Capital Assets	**$ 73**	**$ 4,318**	**$ 671**	**$ 1,744**	**$ 6,806**	$ 7,637



Photo: Courtesy Tourism Winnipeg

2016 Wholly Owned Corporations
Detailed Financial Statements



Photo: Aaron Cohen, courtesy Tourism Winnipeg

THE CONVENTION CENTRE CORPORATION
STATEMENT OF REVENUES AND EXPENDITURES

Year Ended December 31

	2016	2015
Operating revenue (Note 15)	**$ 16,098,017**	$ 14,216,502
Operating costs	**7,547,551**	7,302,072
Net operating revenue	**8,550,466**	6,914,430
General operating grant (Note 14)		
City of Winnipeg	**1,500,000**	1,500,000
Province of Manitoba	**1,406,000**	1,406,000
	2,906,000	2,906,000
	11,456,466	9,820,430
Expenses		
Accounting and financial services and human resources	**965,436**	1,034,958
Administration	**2,191,631**	2,030,583
Building maintenance	**4,982,604**	3,844,033
Client services	**1,296,752**	1,083,098
Sales and promotion	**1,024,650**	869,696
Security	**783,320**	591,174
	11,244,393	9,453,542
Operating fund excess of revenue over expenditures	**212,073**	366,888
City of Winnipeg debt servicing grants		
Debentures (Note 14)	**-**	235,190
Recognition of deferred contributions related to capital assets (Notes 3)	**4,171,761**	550,527
Amortization of capital assets (Note 3)	**(5,536,363)**	(816,923)
Interest on City of Winnipeg debentures	**-**	(88,043)
Interest on demand loan and long-term debt	**(508,187)**	-
	(1,872,789)	(119,249)
Excess (deficiency) of revenue over expenses	**$ (1,660,716)**	$ 247,639

See accompanying notes to the financial statements

THE CONVENTION CENTRE CORPORATION
STATEMENT OF FUND BALANCES
Year Ended December 31

	Operating Fund	Restricted Fund	Invested in Capital Assets Fund (Note 13)	**2016 Total**	2015 Total
Balance, Beginning of year	$ 897,488	$ 2,176,526	$ 1,211,579	**$ 4,285,593**	$ 4,037,954
Excess (deficiency) of revenue over expenses	212,073	-	(1,872,789)	**(1,660,716)**	247,639
Capital assets purchased from operations	(442,383)	-	442,383	-	-
Capital assets purchased from restricted fund	-	(189,985)	189,985	-	-
Expansion capital assets purchased from restricted fund	-	(326,661)	326,661	-	-
	(230,310)	(516,646)	(913,760)	**(1,660,716)**	247,639
Balace, end of year	$ 667,178	$ 1,659,880	$ 297,819	**$ 2,624,877**	$ 4,285,593

See accompanying notes to the financial statements

THE CONVENTION CENTRE CORPORATION
STATEMENT OF FINANCIAL POSITION

December 31

	2016	2015
ASSETS		
Current		
Cash	**$ 1,560,227**	$ 1,559,134
Accounts receivable	**1,669,863**	2,233,812
Receivable - expansion (Note 7)	**-**	4,949,378
Inventory	**246,475**	382,711
Prepaid expenses	**73,839**	74,088
	3,550,404	9,199,123
Long-term receivable	**-**	193,335
Capital assets (Note 3)	**183,154,073**	181,852,434
	$ 186,704,477	$ 191,244,892
LIABILITIES		
Current		
Accounts payable and accrued liabilities	**$ 3,059,557**	$ 2,684,418
Accounts payable - expansion	**-**	1,647,458
Interest payable	**515,100**	-
Customer deposits and unearned revenue	**1,206,874**	857,593
Demand loan - expansion (Note 7)	**5,000,000**	18,900,000
Current portion of long-term debt - expansion (Note 9)	**301,092**	-
Current portion of due to Province of Manitoba (Note 10)	**1,400,000**	1,400,000
Due to City of Winnipeg (Note 11)	**3,750,000**	3,750,000
	15,232,623	29,239,469
Deferred funding - wall cladding replacement and stabilization (Note 5)	**1,957,205**	2,287,164
Deferred funding - roof replacement (Note 6)	**2,460,364**	2,585,999
Deferred funding - expansion (Note 7)	**144,930,500**	148,646,667
Long-term debt - expansion (Note 9)	**16,698,908**	-
Due to Province of Manitoba (Note 10)	**2,800,000**	4,200,000
	184,079,600	186,959,299
FUND BALANCES		
Operating fund	**667,178**	897,488
Restricted fund	**1,659,880**	2,176,526
Invested in capital assets (Note 13)	**297,819**	1,211,579
	2,624,877	4,285,593
	$ 186,704,477	$ 191,244,892

Inter-fund loan (Note 12) & Commitments (Note 18)

See accompanying notes to the financial statements

THE CONVENTION CENTRE CORPORATION
STATEMENT OF CASH FLOWS

Year Ended December 31

	2016	2015
Increase (decrease) in cash and cash equivalents		
OPERATING		
Excess (deficiency) of revenue over expenditures	**$ (1,660,716)**	$ 247,639
Adjustments for:		
amortization of capital assets	**5,536,363**	816,923
recognition of deferred contributions related to capital assets	**(4,171,761)**	(550,527)
	(296,114)	514,035
Net changes in working capital balances		
Accounts receivable	**563,949**	(526,656)
Receivable - expansion funding	**4,949,378**	8,148,948
Inventory	**136,236**	(181,677)
Prepaid expenses	**249**	(6,213)
Prepaid expenses - expansion	**-**	131,412
Long-term receivable	**193,335**	48,332
Long-term prepaid expenses - expansion	**-**	44,246
Accounts payable and accrued liabilities	**375,139**	530,846
Accounts payable related to expansion	**(1,647,458)**	(4,768,382)
Interest payable	**515,100**	-
Customer deposits and unearned revenue	**349,281**	246,575
Advance of expansion funding used	**-**	(7,608,298)
	5,139,095	(3,426,832)
FINANCING		
City of Winnipeg debenture repayments	**-**	(147,146)
Due to Province of Manitoba repayment	**(1,400,000)**	(1,400,000)
Due to City of Winnipeg	**-**	3,750,000
Demand loan - expansion repayment	**(13,900,000)**	18,900,000
Proceeds from long-term debt - expansion	**17,000,000**	-
	1,700,000	21,102,854
CAPITAL		
Major repair and replacement expenditures	**(632,368)**	(1,126,892)
Expansion costs	**(6,205,634)**	(68,633,913)
Deferred funding for expansion received	**-**	51,647,814
	(6,838,002)	(18,112,991)
NET INCREASE (DECREASE) IN CASH	**1,093**	(436,969)
Cash and cash equivalents, net of bank indebtedness		
Beginning of year	**1,559,134**	1,996,103
End of year	**$ 1,560,227**	$ 1,559,134

See accompanying notes to the financial statements

THE CONVENTION CENTRE CORPORATION
NOTES TO THE FINANCIAL STATEMENTS
December 31, 2016

1. Nature of Operations

The Corporation was incorporated by special act under the laws of Manitoba to operate and promote the RBC Convention Centre (formerly named the Winnipeg Convention Centre). The Corporation is a not-for-profit organization and is therefore not subject to income taxes. These financial statements are consolidated with the City Winnipeg financial statements.

2. Summary of Significant Accounting Policies

Basis of accounting

The Corporation's financial statements are prepared in accordance with Canadian public sector accounting standards in the CPA Public Sector Accounting Handbook. The Corporation has elected to apply the accounting standard recommendations applicable solely to government not-for-profit organizations in Sections PS 4200 to PS 4270 of the CPA Public Sector Accounting Handbook.

Fund method of accounting

Operating Fund
Under the fund method of accounting the excess of operating revenue over expenditures is allocated to the Operating Fund. Any additions to the Operating Fund may be transferred to the Restricted Fund for future expenditures or major repairs and replacements by Board of Directors resolution. It is the policy of the Corporation to retain a defined sufficient amount in the Operating Fund to fund future operations, and if necessary, to transfer funds from the Restricted Fund to meet the defined objective.

Restricted Fund
The Restricted Fund represents the excess of revenues over expenditures that are internally restricted by board resolution for future expenditures or major repairs and replacements on capital assets. As capital assets are acquired, a like amount is transferred from the Restricted Fund to the Invested in Capital Assets Fund.

Invested in Capital Assets Fund
This fund represents the unamortized investment in capital assets net of amounts funded by grants and debentures. The Invested in Capital Asset Fund is reduced by the amortization of such assets.

Cash

Cash and cash equivalents consist of bank balances, including bank overdrafts whose balances fluctuate frequently from being positive to overdrawn, and investments with a maximum maturity of three months from the acquisition date or redeemable at any time without penalty.

Inventory

Food and beverage inventory is valued at the lower of cost and net realizable value. Cost is determined on the first-in, first-out basis.

2. Summary of Significant Accounting Policies (continued)

Capital assets

Capital assets are recorded at cost. Amortization is calculated at the following rates and basis:

Art Holdings	-	not amortized
Assets under construction	-	not amortized until completed
Expansion - building	-	on a straight line basis over 30 years
Expansion - equipment	-	on a straight line basis over 10 years
Expansion - IT equipment	-	on a straight line basis over 10 years
Major repair and replacement	-	on a straight line basis over 5 years
Roof replacement	-	on a straight line basis over 25 years
Wall cladding replacement and stabilization	-	on a straight line basis over 20 years

When the Corporation recognizes that a capital asset no longer has any long-term service potential, the excess of net carrying amount of the capital asset over its residual value is recognized as an expense in the statement of revenues and expenditures.

Revenue recognition

The Corporation follows the deferral method of accounting for contributions. Restricted contributions are recognized as revenue in the year in which the related expenses are incurred. Unrestricted contributions are recognized as revenue when received or receivable if the amount to be received can be reasonably assured.

Operating revenue, which consists mainly of room rentals and food and beverage sales from events held at the RBC Convention Centre, are recognized as revenue when the events are held.

Financial instruments

The Corporation applies the recommendations of Sections PS 1201, Financial Statement Presentation, and PS 3450, Financial Instruments, of the CPA Public Sector Accounting Handbook.

Initial measurement

The Corporation recognizes a financial asset or a financial liability on the statement of financial position when, and only when, it becomes a party to the contractual provisions of the financial instrument. Unless otherwise stated, financial assets and liabilities are initially measured at cost.

The Corporation's financial instruments consist of cash, accounts receivable, receivable - expansion, accounts payable and accrued liabilities, accounts payable - expansion, interest payable, the City of Winnipeg debentures, due to the Province of Manitoba, due to City of Winnipeg, demand loan - expansion and long-term debt - expansion.

Subsequent measurement

At each reporting date, the Corporation measures its financial assets and liabilities at amortized cost (including any impairment in the case of financial assets). The Corporation determines whether there is any objective evidence of impairment of the financial assets. Any financial asset impairment is recognized in the statement of revenues and expenditures.

2. *Summary of Significant Accounting Policies (continued)*

Measurement uncertainty

The preparation of financial statements in conformity with Canadian public sector accounting standards requires management to make estimates and assumptions that affect the reported amounts of assets, liabilities, revenues and expenses. Significant items subject to such estimates and assumptions include the useful life of capital assets. Management believes its estimates to be appropriate; however, actual results could differ from the amounts estimated.

3. *Capital Assets*

	Cost	Accumulated Depreciation	**2016 Net Book Value**	2015 Net Book Value
Art holdings	$ 32,600	$ -	**$ 32,600**	$ 32,600
Expansion				
Land	7,130,880	-	**7,130,880**	7,130,880
Building	166,421,094	4,160,527	**162,260,567**	-
Equipment	5,542,549	415,691	**5,126,858**	-
IT equipment	2,878,805	215,910	**2,662,895**	-
Expansion project under construction	-	-	**-**	168,636,814
Major capital expenditures	2,000,000	2,000,000	**-**	-
Major repair and replacement	14,683,848	13,161,144	**1,522,704**	1,178,977
Revitalization program				
City of Winnipeg portion	3,000,000	3,000,000	**-**	-
Province of Manitoba portion	2,000,000	2,000,000	**-**	-
Roof replacement	3,140,880	680,516	**2,460,364**	2,585,999
Wall cladding replacement	6,599,175	4,641,970	**1,957,205**	2,287,164
	$ 213,429,831	$ 30,275,758	**$ 183,154,073**	$ 181,852,434

Major capital expenditures

Major capital expenditures represent expenditures for major capital projects incurred in the years 1987 to 1995 inclusive.

Major capital expenditures are carried at cost and are equal to the related debentures, which have been fully repaid. The costs were amortized in an amount equal to the principal repayments on the related debentures, which approximates the estimated useful life of the assets.

Expansion project under construction

This amount represented the expenditures for the expansion of the existing facility. These expenditures include construction, design, project management, legal, insurance, bulk equipment and supplies purchases, other related costs. During the year, construction was completed and the costs were allocated to expansion building, equipment, and IT equipment. Amortization commenced over the useful life of the assets. The funding for the project is recorded as deferred funding and will be amortized to income at the same rate as the asset is amortized.

Interest on directly attributable debt was capitalized during the construction period. Interest at prime minus 1% (1.70%) in the amount of $89,096 (2015: $150,150) was capitalized during the year and included in the expansion project under construction balance.

3. Capital Assets (continued)

Major repair and replacement

This amount represents the major repairs and replacements that have taken place at the RBC Convention Centre.

The expenditures are carried at cost and are being amortized on a straight line basis over 5 years.

Revitalization program

In the years 1991 to 1996 inclusive, the Corporation incurred costs for revitalization programs funded by the City of Winnipeg and the Province of Manitoba.

City of Winnipeg portion

The revitalization programs expenditures funded by the City are carried at cost and are equal to the related debentures, which have been fully paid. The costs were amortized in an amount equal to the principal repayments on the debentures, which approximates the estimated useful life of the assets.

Province of Manitoba portion

The revitalization programs funded by the Province are carried at cost and were amortized at the same rate as the City of Winnipeg revitalization program assets.

Roof replacement

This amount represents the expenditures for the replacement of the roof of the RBC Convention Centre. Pursuant to a funding agreement dated August 4, 2011, the City of Winnipeg and the Province of Manitoba agreed to equally fund the project.

The expenditures are carried at cost and are being amortized on a straight line basis over 25 years, with one-half of the annual amortization claimed in the year the construction was commenced. The funding for this project is recorded as deferred contributions and is amortized to income at the same rate as the asset is amortized.

Wall cladding replacement and stabilization

This amount represents the expenditures for the replacement of the exterior tyndall stone cladding of the RBC Convention Centre. Pursuant to a funding agreement dated March 21, 2002, the City of Winnipeg and the Province of Manitoba agreed to equally fund the project up to $6.6 million.

The expenditures are carried at cost and are being amortized on a straight line basis over 20 years. The funding for this project is recorded as deferred contributions and is amortized to income at the same rate as the asset is amortized.

3. Capital Assets (continued)

Amortization expenses

	2016	2015
Expansion:		
Building	**$ 4,160,527**	$ -
Equipment	**415,691**	-
IT Equipment	**215,910**	-
Major capital expenditures	**-**	4,747
Major repair and replacement	**288,641**	119,250
Revitalization program:		
City of Winnipeg portion	**-**	142,399
Province of Manitoba portion	**-**	94,933
Roof replacement	**125,635**	125,635
Wall cladding replacement	**329,959**	329,959
	$ 5,536,363	$ 816,923

Recognition of deferred contributions related to capital assets

	2016	2015
Expansion (Note 7)	**$ 3,716,167**	$ -
Revitalization program:		
Province of Manitoba portion (Note 4)	**-**	94,933
Roof replacement (Note 6)	**125,635**	125,635
Wall cladding replacement (Note 5)	**329,959**	329,959
	$ 4,171,761	$ 550,527

4. Deferred Contributions Related to Capital Assets

Deferred contributions related to capital assets represent externally restricted contributions including the provincial portion of the revitalization program assets. These amounts are recognized as income as the related assets are amortized.

	2016	2015
Beginning balance	**$ -**	$ 94,933
Deduct amounts recognized as revenue:		
Provincial portion of revitalization program expenditures	**-**	(94,933)
	$ -	$ -

5. Deferred Funding - Wall Cladding Replacement and Stabilization

Deferred funding - wall cladding replacement and stabilization represent restricted contributions from the City of Winnipeg and the Province of Manitoba for the funding of the wall cladding replacement and stabilization project more fully disclosed in Note 3. This amount is being amortized into income as the related asset is amortized.

	2016	2015
Beginning balance	**$ 2,287,164**	$ 2,617,123
Deduct amount amortized to revenue	**(329,959)**	(329,959)
	$ 1,957,205	$ 2,287,164

6. Deferred Funding - Roof Replacement

Deferred funding - roof replacement represents restricted contributions from the City of Winnipeg and the Province of Manitoba for the funding of the roof replacement project more fully disclosed in Note 3. This amount is being amortized into income as the related asset is amortized.

	2016	2015
Beginning balance	$ **2,585,999**	$ 2,711,634
Deduct amount amortized to revenue	**(125,635)**	(125,635)
	$ 2,460,364	$ 2,585,999

7. Receivable - Expansion; Advance - Expansion; Deferred Funding - Expansion; Demand Loan - Expansion

In order to finance the cost of the expansion, the Corporation entered into agreements with the City of Winnipeg for funding of up to $51,000,000, the Province of Manitoba for funding of up to $51,000,000, and the Government of Canada for funding of up to $46,646,667.

The funding received was deferred until the completion of the project and is amortized on the same basis as the related asset. Deferred funding - expansion at December 31 are as follows:

	2016	2015
City of Winnipeg	$ **51,000,000**	$ 51,000,000
Province of Manitoba	**51,000,000**	51,000,000
Government of Canada	**46,646,667**	46,646,667
	148,646,667	148,646,667
Deduct amount amortized to revenue	**(3,716,167)**	-
	$ 144,930,500	$ 148,646,667

7. Receivable - Expansion; Advance - Expansion; Deferred Funding - Expansion; Demand Loan - Expansion (Continued)

Certain funding requirements were due at December 31 as follows:

	2016	2015
City of Winnipeg	$ -	$ 1,000,000
Province of Manitoba	-	2,550,000
Government of Canada	-	1,399,378
	$ -	$ 4,949,378

On January 11, 2013, the Corporation entered into a credit agreement of $33,000,000 in order to fund its portion of the future expansion costs. Effective May 31, 2016, the Corporation revised this credit to $16,000,000. The remaining $17,000,000 was converted to a term loan (Note 9). This financing can be taken as a risk based pricing loan or fixed rate term loan. These funds can be accessed by the Corporation at any time, with the interest rate to be determined at the time funds are withdrawn. This expansion financing is secured by a promissory note signed by the Corporation for $16,000,000, a general security agreement, and a guarantee from the City of Winnipeg. During the year, the Corporation accessed these funds in the form of a demand loan credit facility, bearing interest at the RBC prime rate minus 1%, maturing December 31, 2019. The balance drawn against this credit agreement at year-end is $5,000,000 (2015 - $18,900,000)

8. Demand Operating Loan

The corporation has a demand operating loan credit facility from the Royal Bank of Canada of $250,000, which bears interest at the bank's prime rate and is secured by a general security agreement. The balance at December 31, 2016 and December 31, 2015 is nil.

9. Long-term Debt -Expansion

	2016	2015
RBC Life Insurance Company		
Term loan repayable by consecutive, annual blended payments of principal and interest of $987,892 bearing interest at 4.04%, with maturity date of March 31, 2046. This loan is secured by the City of Winnipeg with a guarantee of $17,000,000.	**$ 17,000,000**	$ -
Less current portion	**(301,092)**	-
	$ 16,698,908	$ -

Principal payments requirements on the above loan for the next five years are as follows:

2017	**$** 301,092
2018	313,256
2019	325,912
2020	339,078
2021	352,777

10. Due to Province of Manitoba

Pursuant to an agreement made in 2012, the Province of Manitoba sold land to the City of Winnipeg, for the purpose of the expansion of the RBC Convention Centre. The City of Winnipeg is the registered owner of the land. However, the RBC Convention Centre, as the beneficial owner of the land, agreed to pay the $7,000,000 purchase price to the Province of Manitoba. The balance is non-interest bearing and repayable over five years starting in 2015.

Repayments over the next three years are as follows:

2017	$ 1,400,000
2018	1,400,000
2019	1,400,000
	$ 4,200,000

11. Due to the City of Winnipeg

Balance due to the City of Winnipeg is non-interest bearing and due on demand.

12. Inter-fund Loan

The balance in the inter-fund loan from the Operating Fund to Invested in Capital Assets Fund at December 31, 2016 is $3,157,554 (2015 - $2,621,025). This loan is non-interest bearing and will be repaid as funds are drawn from the credit facility available for the expansion.

13. Invested in Capital Assets

	2016	2015
Investment in capital assets		
Capital assets	**$ 183,154,073**	$ 181,852,434
Amounts financed by		
Deferred funding - wall cladding	**(1,957,205)**	(2,287,164)
Deferred funding - roof replacement	**(2,460,364)**	(2,585,999)
Deferred funding - expansion	**(144,930,500)**	(148,646,667)
Interest advance	**114,469**	-
Interest payable	**(515,100)**	-
Due to Province of Manitoba - land purchase	**(4,200,000)**	(5,600,000)
Due to City of Winnipeg - liquidated damages	**(3,750,000)**	-
Demand loan - expansion	**(5,000,000)**	(18,900,000)
Inter-fund loan from operating fund (Note 12)	**(3,157,554)**	(2,621,025)
Long-term debt - expansion	**(17,000,000)**	-
	$ 297,819	$ 1,211,579

13. Invested in Capital Assets (continued)

	2016	2015
Changes in net assets invested in capital assets		
Deficiency of revenue over expenses	**$ (1,872,789)**	$ (119,249)
Purchase of capital assets - expansion, net of prepaids	**6,205,634**	68,458,254
Purchase of capital assets - non-expansion	**632,368**	1,126,892
Deferred funding - expansion received	**-**	(51,647,814)
Due to City of Winnipeg	**(3,750,000)**	-
Due to Province of Manitoba repayment	**1,400,000**	1,400,000
Demand loan - expansion	**13,900,000**	(18,900,000)
Long-term debt - expansion	**(17,000,000)**	-
Inter-fund loan from operating fund for expansion purchase (Note 12)	**(428,973)**	558,680
	$ (913,760)	$ 876,763

14. Grants

The Corporation operates with the assistance of grants from the City of Winnipeg and the Province of Manitoba.

	2016	2015
City of Winnipeg	**$ 1,500,000**	$ 1,735,190
Province of Manitoba	**1,406,000**	1,406,000
	$ 2,906,000	$ 3,141,190
The grants are allocated as follows:		
General operating grant	**$ 2,906,000**	$ 2,906,000
Debt service		
City of Winnipeg debenture	**-**	235,190
	$ 2,906,000	$ 3,141,190

15. Related Party Transactions

In addition to the grants and contributions received from the City of Winnipeg and the Province of Manitoba (Notes 4, 5, 6, 7 and 14), the payable to the Province of Manitoba (Note 10), and the payable to the City of Winnipeg (Note 11), and the Corporation had the following transactions with these related parties during the year.

Operating revenues of $368,686 (2015 - $326,532) related to events held at the RBC Convention Centre.

The transactions are in the normal course of operations and are measured at the exchange amount, which is the amount of consideration established and agreed to by the related parties.

16. Financial Instruments

Financial risk management objectives and policies

The Corporation is exposed to various financial risks resulting from its operating, investing and financing activities. The Corporation's management manages financial risks.

During the year, there were no changes to the financial instrument risk management policies, procedures and practices. The means used by the Corporation to manage each of the financial risks are described in the following paragraphs.

Credit risk

The Corporation is exposed to credit risk regarding the financial assets recognized in the statement of financial position. The Corporation has determined that the financial assets with more credit risk exposure are trade and other receivables since failure of any of these parties to fulfill their obligations could result in significant financial losses for the Corporation.

The trade and other receivable balances are managed and analyzed on an ongoing basis and, accordingly, the Corporation's exposure to doubtful accounts is not significant.

The carrying amount on the statement of financial position of the Corporation's financial assets exposed to credit risk represents the maximum amount exposed to credit risk.

The Corporation's management considers that all the above financial assets that are not impaired or past due are of good credit quality. None of the Corporation's financial assets are secured by a collateral instrument or other form of credit enhancement. There are no impaired financial assets or significant past due amounts as at December 31, 2016 and December 31, 2015 with the exception of an allowance for doubtful accounts of $7,246 (2015 - $3,000).

Market risk

The Corporation's financial instruments expose it to market risk, in particular, interest rate risk.

Interest rate risk

The Corporation is exposed to interest rate risk with respect to financial liabilities bearing fixed and variable interest rates. The long-term debt - expansion bears interest at a fixed rate and the Corporation is, therefore, subject to fair value risk. The demand loan - expansion bears interest at a floating-rate which subjects the Corporation to a cash flow risk.

The Corporation is not exposed to significant currency or other price risk.

Liquidity risk

The Corporation's liquidity risk represents the risk that the Corporation could encounter difficulty in meeting obligations associated with its financial liabilities. The Corporation is, therefore exposed to liquidity risk with respect to all of the financial liabilities recognized in the statement of financial position.

Liquidity risk management serves to maintain a sufficient amount of cash and cash equivalents and to ensure that the Corporation has financing sources for a sufficient authorized amount. The Corporation establishes budget and cash estimates to ensure it has the necessary funds to fulfill its obligations.

16. Financial Instruments (continued)

As at December 31, 2016, the Corporation's contractual maturities for financial liabilities (including any interest payments) are as follows:

	Due within 1 year	Due in 1-5 years
Accounts payable and accrued liabilities	$ 3,059,558	$ -
Demand loan - expansion	5,000,000	-
Interest payable	515,100	-
Long-term debt - expansion	301,092	1,331,023
Payable to City of Winnipeg	3,750,000	-
Payable to Province of Manitoba	1,400,000	2,800,000
	$ 14,025,750	$ 4,131,023

17. Comparison to Budgeted Results

	Actual 2016	Budget 2016 (Unaudited)	Variance
Operating revenue	**$ 16,098,017**	$ 15,368,612	$ 729,405
Operating costs	**7,547,551**	7,589,792	(42,241)
Net operating revenue	**8,550,466**	7,778,820	771,646
General operating grants	**2,906,000**	2,906,000	-
	11,456,466	10,684,820	771,646
Expenditures	**11,686,776**	11,643,723	43,053
Net loss from operations	**(230,310)**	$ (958,903)	$ 728,593
Capital asset additions included in expenses above	**442,383**		
Operating fund excess of revenue over expenditures (Page 3)	**$ 212,073**		

18. Commitments

The Corporation has entered into various contracts and other commitments that expire at different periods between 2016 and 2025. Future minimum payments in aggregate for each of the next five years are as follows:

Future minimum payments in aggregate for each of the next three years are as follows:

2017	433,532
2018	50,504
2019	50,504
2020	14,600
2021	14,600

19. Pension Plan

Description of benefit plan

The employees of the Corporation are members of the City of Winnipeg Civic Employees Defined Benefit Pension Plan. The Corporation funds its required portion of pension costs in monthly amounts specified by the City of Winnipeg.

Total cash payments

Total cash payments by the Corporation for employee future benefits for fiscal year 2016 were $556,380 (2015 - $551,845).

20. Economic Dependency

The Corporation is dependent on the City of Winnipeg and the Province of Manitoba for funding and financing which is essential to its continuing operations.

Photo: Brent Bellamy, courtesy Tourism Winnipeg

WINNIPEG ENTERPRISES CORPORATION

STATEMENT OF FINANCIAL POSITION

As at December 31
(unaudited)

	2016	2015
ASSETS		
Cash	**$ 56**	$ 56
Accounts receivable (Note 3)	**1,247,479**	1,186,923
	$ 1,247,535	$ 1,186,979
LIABILITIES		
Accounts Payable	**$ 709**	$ -
Due to City of Winnipeg - General Revenue Fund (Note 4)	**984,998**	979,598
	985,707	979,598
NET ASSETS	**261,828**	207,381
	$ 1,247,535	$ 1,186,979

See accompanying notes to the financial statements

WINNIPEG ENTERPRISES CORPORATION

STATEMENT OF OPERATIONS AND CHANGES IN NET ASSETS

For the years ended December 31
(unaudited)

	2016	2015
REVENUES		
Interest (Note 3)	**$ 60,556**	$ 57,770
EXPENSES		
Interest on debt and other finance charges	**5,400**	6,578
Professional fees	**709**	-
	6,109	6,578
NET INCOME FOR THE YEAR	**54,447**	51,192
NET ASSETS - BEGINNING OF YEAR	**207,381**	156,189
NET ASSETS - END OF YEAR	**$ 261,828**	$ 207,381

See accompanying notes to the financial statements

WINNIPEG ENTERPRISES CORPORATION

NOTES TO THE FINANCIAL STATEMENTS

December 31, 2016
(unaudited)

1. Entity Definition and Wind-Up of Operations

Winnipeg Enterprises Corporation ("the Corporation") is a not-for-profit organization established by the Winnipeg Enterprises Corporation Incorporation Act on July 26, 1952 under the laws of the Province of Manitoba. As at March 31, 2005, the Corporation has wound-down its operations and is being managed by The City of Winnipeg ("the City"), its sole director. The City has assumed all remaining and prospective debt and liabilities of the Corporation.

2. Significant Accounting Policies

The financial statements are prepared using the accrual basis of accounting. The accrual basis of accounting records revenue as it is earned and measurable. Expenses are recognized as they are incurred and measurable based upon receipt of goods and services and/or the creation of a legal obligation to pay.

Financial instruments

Financial instruments include cash, accounts receivable, due to City of Winnipeg - General Revenue Fund. Unless otherwise stated, the book value of the Corporation's financial assets and liabilities approximates their fair value. It is management's opinion that the Corporation is not exposed to significant interest, currency, or credit risk arising from these financial instruments.

Use of estimates

The preparation of financial statements requires management to make estimates and assumptions that affect the reported amounts of assets and liabilities and disclosure of contingencies at the date of the statement of financial position. Actual results could differ from these estimates.

3. Entertainment Funding Tax - Winnipeg Football Club

On May 18, 2005, City Council approved the amendment to the Canad Inns Stadium lease with the Corporation. The amendment included a provision which allows the City to use the entertainment funding tax, which relates to one pre-season game and nine regular season games, to first repay the remaining amount invested by the Corporation in the Winnipeg Football Club ("WFC") by way of income debentures totalling $1,194,000. This has been repaid in its entirety. Thereafter, this entertainment funding tax will be used to reduce the debt in the Corporation associated with WFC, which totalled approximately $3,265,244 as at December 31, 2004. The unamortized amount of this debt, based on an interest rate of 5% net of the entertainment funding tax applied against the debt, as at December 31, 2016 is $1,247,479 (2015 - $1,186,923).

3. Entertainment Funding Tax - Winnipeg Football Club (continued)

On December 15, 2010, City Council approved an amendment to the Economic Development Initiative for the re-development of the existing Stadium site and the new Stadium development at the University of Manitoba. All the entertainment funding tax remitted to the City in relation to the new Stadium will be used to repay this debt. Once the debt has been repaid, the entertainment funding tax on regular season and exhibition Blue Bomber football games will be used as follows:

- The first $2.0 million shall be paid by WFC to BBB Stadium Inc. ("BBB") to be applied by BBB to pay down the outstanding balance of the Provincial loan required to be repaid by WFC;
- The next $0.5 million shall be paid by WFC to BBB to be applied by BBB to a Stadium Capital Fund; and
- The balance, if any, shall be paid by WFC to BBB to be applied by BBB to pay down the outstanding balance of the Provincial loan required to be repaid by WFC.

On December 12, 2012, City Council approved the request by the WFC to defer and retain future entertainment funding tax payments commencing in 2012 for five years. The outstanding debt including the accrued interest is to be repaid by the end of 2017.

4. Due to City of Winnipeg - General Revenue Fund

The City operates a centralized treasury function with a single operating bank account in the General Revenue Fund. Bank transactions are credited or charged to the "Due to" account when they are processed through the bank. Interest is charged based on the City's average short-term earnings (cost of funds) on the single bank account, which is a function of the Bank of Canada rate. The December 31, 2016 effective interest rate was 0.45% (2015 - 0.45%).

CENTREVENTURE DEVELOPMENT CORPORATION
CONSOLIDATED STATEMENT OF FINANCIAL POSITION

December 31, 2016, with comparative information for 2015

	2016	2015
ASSETS		
Current Assets		
Restricted cash (Note 3)	**$ 1,428,193**	$ 1,513,314
Accounts receivable (Note 4)	**548,655**	1,124,265
Prepaid expenses	**4,011**	4,011
Property held for resale (Note 5)	**-**	796,770
Current portion of mortgages receivable (Note 6)	**4,331,059**	862,610
Current portion of loans receivable (Note 7)	**804,948**	4,447,221
Current portion of SHED project receivable (Note 8)	**746,384**	802,621
	7,863,250	9,550,812
Mortgages receivable (Note 6)	**1,610,436**	4,866,511
Loans receivable (Note 7)	**2,955,976**	1,860,235
SHED project receivable (Note 8)	**5,262,550**	5,535,879
Investment in hotel properties (Note 9)	**7,763,373**	6,557,519
Capital assets (Note 10)	**4,857,052**	5,151,780
	$ 30,312,637	$ 33,522,736
LIABILITIES, DEFERRED CONTRIBUTIONS AND NET ASSETS		
Current Liabilities		
Bank indebtedness (Note 11)	**$ 3,112,170**	$ 9,579,210
Accounts payable and accrued liabilities	**420,699**	437,586
Payable to CCC Properties Inc. (Note 9)	**3,774,501**	-
Payable to STR Properties Inc. (Note 9)	**3,932,935**	3,932,935
Current portion of long-term debt (Note 12)	**612,155**	587,325
	11,852,460	14,537,056
Long-term debt (Note 12)	**8,596,725**	9,208,410
Forgivable loans (Note 13)	**3,418,492**	3,771,039
Deferred contributions (Note 14)		
Expenses of future periods	**871,875**	720,348
Capital assets	**677,032**	534,512
	1,548,907	1,254,860
NET ASSETS		
Invested in capital assets (Note 16)	**761,528**	846,229
General operations	**(61,491)**	(200,398)
Urban Development Bank	**4,196,016**	4,105,540
	4,896,053	4,751,371
Commitments (Note 15)		
	$ 30,312,637	$ 33,522,736

See accompanying notes to consolidated financial statements.

CENTREVENTURE DEVELOPMENT CORPORATION

CONSOLIDATED STATEMENT OF CHANGES IN NET ASSETS

Year ended December 31, 2016, with comparative information for 2015

	Invested in Capital Assets	General Operations	Urban Development Bank	Total
Balance, January 1, 2015	$ 842,779	(20,189)	6,871,529	7,694,119
Deficiency of revenue over expenditures	(11,758)	(180,209)	(2,750,781)	(2,942,748)
Net change in invested in capital assets (Note 16)	15,208	-	(15,208)	-
Balance, December 31, 2015	**846,229**	**$ (200,398)**	**$ 4,105,540**	**$ 4,751,371**
Excess (deficiency) of revenue over expenditures	**(90,649)**	**138,907**	**96,424**	**144,682**
Net change in invested in capital assets (Note 16)	**5,948**	**-**	**(5,948)**	**-**
Balance, December 31, 2016	**$ 761,528**	**$ (61,491)**	**$ 4,196,016**	**$ 4,896,053**

See accompanying notes to consolidated financial statements.

CENTREVENTURE DEVELOPMENT CORPORATION
CONSOLIDATED STATEMENT OF OPERATIONS
Year ended December 31, 2016, with comparative information for 2015

	General	Urban Development Bank	2016 Total	2015 Total
Revenue				
Grants				
City of Winnipeg:				
- Operational grant	**$ 600,000**	**$ -**	**$ 600,000**	$ 100,000
- Downtown Residential Development Grant	**-**	**-**	**-**	13,284
- Homelessness Partnering Project	**-**	**30,279**	**30,279**	116,671
- SHED project	**-**	**394,077**	**394,077**	980,638
Province of Manitoba:				
- Winnipeg regeneration strategy grant	**-**	**-**	**-**	238,000
- Downtown Winnipeg ground floor activation strategy grant	**-**	**36,828**	**36,828**	-
- SHED project	**-**	**394,077**	**394,077**	980,638
- Urban development initiatives grant (Note 9)	**-**	**287,800**	**287,800**	2,590,200
- Designated grants	**-**	**49,645**	**49,645**	128,320
Amortization of deferred contributions (Note 14)	**-**	**210,027**	**210,027**	301,694
Interest	**371,671**	**-**	**371,671**	486,461
Commissions and development fees (Note 9)	**5,500**	**-**	**5,500**	160,889
Rental	**-**	**380,465**	**380,465**	630,710
Loss from investment in hotel properties (Note 9)	**-**	**(279,785)**	**(279,785)**	(5,043,432)
Gain on transfer of operation (Note 18)	**-**	**-**	**-**	172,204
Gain on sale of property held for resale (Note 5)	**-**	**202,420**	**202,420**	-
Other	**-**	**30,008**	**30,008**	4,277
	977,171	**1,735,841**	**2,713,012**	1,860,554
Expenditures				
Administration	**13,713**	**-**	**13,713**	26,531
Amortization	**10,523**	**290,153**	**300,676**	485,656
Bank charges and interest	**1,201**	**49,972**	**51,173**	212,310
Interest on long-term debt	**-**	**315,547**	**315,547**	404,952
Cost of properties	**-**	**93,659**	**93,659**	88,870
SHED project expenditures	**-**	**472,607**	**472,607**	1,624,091
Grants paid out -				
Designated revenues	**-**	**49,645**	**49,645**	148,320
Wages and Benefits	**606,001**	**-**	**606,001**	732,744
Insurance	**22,060**	**-**	**22,060**	38,140
Office	**128,668**	**-**	**128,668**	126,863
Professional fees:				
Information technology and other	**22,404**	**-**	**22,404**	20,048
Accounting, legal and transaction costs	**39,645**	**78,782**	**118,427**	117,266
Marketing	**4,572**	**4,961**	**9,533**	7,437
Project development	**-**	**60,675**	**60,675**	291,495
Rental properties	**-**	**264,542**	**264,542**	468,579
Community investment	**-**	**-**	**-**	10,000
Bad debt	**-**	**39,000**	**39,000**	-
	848,787	**1,719,543**	**2,568,330**	4,803,302
Excess (deficiency) of revenue over expenditures for the year	**$ 128,384**	**$ 16,298**	**$ 144,682**	$ (2,942,748)
Allocated to:				
General operations	**$ 138,907**	**$ -**	**$ 138,907**	$ (180,209)
Urban Development Bank	**-**	**96,424**	**96,424**	(2,750,781)
Invested in capital assets	**(10,523)**	**(80,126)**	**(90,649)**	(11,758)
Excess (deficiency) of revenue over expenditures for the year	**$ 128,384**	**$ 16,298**	**$ 144,682**	$ (2,942,748)

See accompanying notes to consolidated financial statements.

CENTREVENTURE DEVELOPMENT CORPORATION
CONSOLIDATED STATEMENT OF CASH FLOWS

Year ended December 31, 2016, with comparative information for 2015

	2016	2015
Cash provided by (used in):		
CASH FLOWS FROM OPERATING ACTIVITIES		
Excess (deficiency) of revenue over expenditures for the year	**$ 144,682**	$ (2,942,748)
Adjustments for:		
Amortization of capital assets	**300,676**	485,655
Amortization of deferred contributions	**(210,027)**	(301,694)
Loss from investment in hotel properties	**279,785**	5,043,432
Gain on transfer of operations	**-**	(172,204)
Gain on sale of property held for resale	**(202,420)**	-
Bad debt	**39,000**	-
	351,696	2,112,441
Changes in non-cash working capital balances		
Restricted cash	**85,121**	2,055,483
Accounts receivable	**575,610**	(81,775)
Prepaid expenses	**-**	29,766
Accounts payable and accrued liabilities	**(16,887)**	(81,965)
Increase (decrease) in deferred contributions related to expenses of future periods	**151,527**	(108,320)
	1,147,067	3,925,630
CASH FLOWS FROM CAPITAL ACTIVITIES		
Purchase of capital assets	**(5,948)**	(2,973)
Proceed from sale of property held for resale	**999,190**	-
Proceeds from transfer of operations (Note 18)	**-**	1,882,786
	993,242	1,879,813
CASH FLOWS FROM INVESTING ACTIVITIES		
Advances of mortgages receivable	**(752,594)**	(3,016,572)
Principal repaid on mortgages receivable	**540,220**	169,396
Advances of loans receivable	**(791,618)**	(194,608)
Principal repaid on loans receivable	**1,813,511**	661,208
Advances of SHED project receivable	**-**	(1,797,844)
Principal repaid on SHED project receivable	**329,566**	207,883
	1,139,085	(3,970,537)
CASH FLOWS FROM FINANCING ACTIVITIES		
Change in bank indebtedness	**(6,467,040)**	(3,314,702)
Payable to STR Properties Inc.	**-**	3,932,935
Payable to CCC Properties Inc.	**3,774,501**	-
Repayment of long-term debt	**(586,855)**	(2,453,139)
	(3,279,394)	(1,834,906)
Cash, being cash beginning and end of year	**$ -**	$ -

See accompanying notes to consolidated financial statements.

CENTREVENTURE DEVELOPMENT CORPORATION

NOTES TO CONSOLIDATED FINANCIAL STATEMENTS

Year ended December 31, 2016

1. General

CentreVenture Development Corporation (the Corporation) is a non-profit organization incorporated without share capital under the laws of the Province of Manitoba (the Province) on July 9, 1999. The goal of the Corporation is to promote and foster economic, residential and cultural growth and development in the downtown district of The City of Winnipeg (the City). The Corporation is exempt from income tax by virtue of p. 149(1)(e) of the *Income Tax Act.*

2. Significant accounting policies

These consolidated financial statements have been prepared by management in accordance with Canadian public sector accounting standards including the 4200 standards for government not-for-profit organizations and include the following significant accounting policies:

a) Basis of consolidation:

These consolidated financial statements include the accounts of the Corporation, its wholly-owned subsidiaries Centre Village Housing Inc. Intra-company and inter-company transactions and balances have been eliminated upon consolidation.

The Corporation has a 100% (2015 - 89%) investment in STR Properties Inc. and CCC Properties Inc. which are profit-oriented enterprises. The Corporation accounts for its investment in these entities using the modified equity method. Under this method, the accounting principles of the entities are not adjusted to conform with those of the Corporation and inter-company transactions are not eliminated.

b) Basis of financial presentation:

The Corporation records its financial transactions on the following basis:

General Operations:

General operations includes transactions related to operations and administration of the Corporation.

Urban Development Bank:

The Urban Development Bank (UDB) was initiated in 1999 through a contribution by the City. Funds are intended to enable the Corporation to facilitate economic development initiatives with private and non-profit sectors and provide creative financing options to encourage downtown investment. The assets of the UDB are invested in loans, receivables and property held for development.

The UDB funds, as defined by Board policy, shall not be used to fund the day-to-day operations of the Corporation. The UDB is funded by various levels of government and other funding organizations.

2. Significant accounting policies (continued)

c) Financial instruments:

Financial instruments are recorded at fair value when acquired or issued. Derivative instruments and equity instruments that are quoted in an active market are reported at fair value. All other financial instruments are reported at cost or amortized cost less impairment, if applicable. Financial assets are tested for impairment when changes in circumstances indicate the asset could be impaired. Transaction costs incurred on the acquisition of financial instruments measured subsequently at fair value are expensed as incurred. All other financial instruments are adjusted by transaction costs incurred on acquisition and financing costs, which are amortized using the effective interest method.

d) Revenue recognition:

The Corporation follows the deferral method of accounting for contributions. Restricted contributions are recognized as revenue in the year in which the related expenditures are incurred. Unrestricted contributions are recognized as revenue when received or receivable if the amount to be received can be reasonably estimated and collection is reasonably assured. Contributions restricted for the purchase of capital assets are deferred and amortized into revenue on a straight-line basis at a rate corresponding with the amortization rate for the related capital assets.

Interest income and rental revenue is recognized on an accrual basis consistent with the terms of the related mortgage and loan agreements and when collection is reasonably assured. Reasonable assurance is based upon the Corporation's past experience with its claims and collections associated with clients and similar transactions.

Sale proceeds on properties and the related costs of properties are recognized when the risks and rewards of ownership are transferred to the purchaser and collection is reasonably assured. Reasonable assurance is based upon the Corporation's past experience with its claims and collections associated with clients and similar transactions. A transaction fee is levied by the Corporation on these sales.

e) Special projects - restricted funding arrangements:

In addition to regular operating revenues, the Corporation receives grants from time to time for specific programs or initiatives to be administered by the Corporation which are accounted for through the UDB. The following special funding arrangements were ongoing during the year:

Province of Manitoba - North Main Economic Development Program Grant:

The purpose of this grant is to attract business investment to the North Main area of downtown Winnipeg.

City of Winnipeg - Downtown Housing Strategy:

The purpose of this grant is to encourage unique and innovative approaches that support downtown housing developments and result in quality, affordable housing by providing financial assistance to proponents.

City of Winnipeg - Gail Parvin Hammerquist:

The purpose of this grant is to fund innovative measures to attract new investment, occupants and uses for heritage buildings, as well as to conserve the heritage character, architectural elements and detailing of designated buildings.

2. Significant accounting policies (continued)

City of Winnipeg/Province of Manitoba - Downtown Residential Development Program (DRDG):

The purpose of this program is to promote and support significant improvement projects to revitalize communities and neighborhoods, encourage economic development, enhance social and cultural development, and preserve heritage properties. The Corporation provides administration and other services to the City for this program.

City of Winnipeg/Province of Manitoba-East Waterfront Neighborhood Development Program (EWND):

The purpose of this program is to undertake initiatives, such as marketing, safety programs, beautificatio amenity attraction etc. that to enhance the Exchange Waterfront neighborhood where clusters of residential development are occurring. The public investment is being made to attract private sector investment and protect existing investments that has been made by individuals and business owners who want to live and work in a vibrant complete community.

City of Winnipeg/Province of Manitoba - Sports, Hospitality, and Entertainment District (SHED) Project:

The purpose of this program is to make the SHED a key destination downtown, by providing funds to the Corporation to stimulate private and public investment in the District, with the goal of revitalizing Winnipeg's downtown.

City of Winnipeg - Homelessness Partnering Strategy:

The purpose of this grant is to fund renovations at the Bell Hotel whose goal is to provide affordable housing to individuals who have experienced extended periods of homelessness.

f) Mortgages and loans receivable:

Mortgages and loans are carried at the unpaid principal plus accrued interest, less allowances for doubtful loans. Amounts considered uncollectible are written-off in the year in which the uncollectible amount is determined. Recoveries on mortgages and loans previously written-off are taken into income in the year the amount is received.

g) Allowance for doubtful loans:

The allowance for doubtful loans is maintained at a level considered adequate to absorb credit losses existing in the Corporation's portfolio. The allowance is evaluated on an ongoing basis and increased as deemed necessary, which is charged against income and is reduced by write-offs.

h) Capital assets:

Purchased capital assets are recorded at cost less accumulated amortization. Contributed capital assets are recorded at fair value at the date of contribution. Amortization is provided on a straight-line basis in accordance with the following estimated useful life of the asset:

Asset	**Term**
Buildings	25 years
Computer equipment	3 years
Furniture and fixtures	5 years
Leasehold improvements	3 to 15 years

2. Significant accounting policies (continued)

i) Use of estimates:

The preparation of financial statements requires management to make estimates and assumptions that affect the reported amounts of assets and liabilities at the date of the financial statements, and the reported amounts of revenues and expenses during the reporting period. Actual results could differ from management's best estimated as additional information becomes available in the future.

3. Restricted cash

The cash held by the Corporation is restricted for the SHED project.

4. Accounts receivable

	2016	2015
Trade and other receivable	**$ 548,655**	$ 1,024,265
Grants receivable	**-**	100,000
	$ 548,655	$ 1,124,265

5. Property held for resale

Under the asset agreement between the Corporation and the City, the Corporation has the option to acquire an interest in surplus City-owned properties and buildings within the downtown area for the consideration of one dollar or a maximum of three years back property taxes. Any properties obtained under either of these options are recorded at the consideration price. The land inventory available under the asset agreement has been substantially depleted.

Property held for resale also includes properties acquired at fair market value from third parties for the purpose of development and/or resale. Material costs associated with the acquisition, development and resale of these properties are capitalized at cost. During the year ended December 31, 2016, the Corporatio sold the property held for resale for $1,000,000 resulting in a gain on sale of $202,420.

6. Mortgages receivable

	2016	2015
Mortgages receivable	**$ 5,938,887**	$ 5,728,607
Accrued interest receivable	**22,608**	20,514
Allowance for doubtful loans	**(20,000)**	(20,000)
	5,941,495	5,729,121
Current portion of mortgages receivable	**4,331,059**	862,610
	$ 1,610,436	$ 4,866,511

6. Mortgages receivable (continued)

Mortgages receivable are on various properties in downtown Winnipeg with terms ranging from demand to maturity of 25 years, monthly installments applied to interest first, compounded semi-annually not in advance. Mortgages receivable are secured by recourse to the related underlying property, personal and corporate guarantees, and other forms of security except for $1,849,424 (2015 - $2,005,443) for which the City funds principal and interest payments and has provided a guarantee on the related term loan payable that the Corporation had obtained to providing financing for the mortgage (note 12). Interest rates charged for mortgages range from 4.0 % to 8.0% (2015 - 5.25% to 8.0%) and are both fixed and variable in reference to the Bank of Canada's prime rate of lending at the time of loan disbursement.

Mortgage principal receipts are expected as follows:

2017	$ 4,331,059
2018	241,597
2019	241,597
2020	241,597
2021	241,597
Thereafter	641,440
	$ 5,938,887

The above schedule lists the expected receipts based on mortgages maturing during the year. Negotiations to renew mortgages may occur as terms expire throughout 2017.

7. Loans receivable

	2016	2015
Loans receivable	**$ 3,888,808**	$ 6,391,865
Accrued interest receivable	**16,116**	20,591
Allowance for doubtful loans	**(144,000)**	(105,000)
	3,760,924	6,307,456
Current portion of loans receivable	**804,948**	4,447,221
	$ 2,955,976	$ 1,860,235

Loans receivable from various borrowers have a maximum term to maturity of 30 years, payable in monthly interest installments plus annual principal payment, and are secured by an assignment of Heritage Tax Credits or other forms of security. Interest rates charged, ranging from 5.0% to 8.5% (2015 - 5.0% to 8.5%), are both fixed and variable in reference to the Bank of Canada's prime rate of lending at the time of loan disbursement.

Loan principal receipts are expected as follows:

2017	$ 237,409
2018	2,142,862
2019	243,400
2020	766,618
2021	-
Thereafter	498,519
	$ 3,888,808

8. SHED project receivable

The SHED project is funded by the City and Province and with grants provided under the project to make the SHED a key destination downtown with the goal of revitalizing Winnipeg's downtown. Under the terms of the agreement, the Corporation has obtained proceeds from term loans aggregating $8,290,000 (note 12) to utilize for grants in accordance with Phase 1 of the SHED project. As grants are expended by the Corporation a SHED project receivable from the City and Province is recognized for an equivalent amount. The City and Province provide annual funding to the Corporation equivalent to the annual debt servicing cost of the term loans.

SHED project principal receipts are expected as follows:

2017	$ 746,384
2018	746,384
2019	746,384
2020	746,384
2021	746,384
Thereafter	2,277,014
	$ 6,008,934

9. Investment in hotel properties

The Corporation has an 100% (2015 - 89%) interest in STR Properties Inc. which owned the St. Regis property. The Corporation acquired the remaining 11 % interest on January 1, 2016 for $715,000 through consideration from a $715,000 loan receivable held by the Corporation with the seller.

STR Properties Inc. disposed of the St. Regis property during fiscal 2015 for $4,650,000 with cash consideration of $1,650,000 received and the Corporation provided a mortgage for the remaining $3,000,00 which matures in fiscal 2017 (note 6). The Corporation received a fee of $116,250 from STR Properties In on disposal of the property. In conjunction with the disposition of the property, the Corporation received an urban development initiatives grant of $2,590,200 from the Province of Manitoba. The Corporation received a further $287,800 during fiscal 2016 from the Province of Manitoba upon acquisition of the remaining 11% interest in STR Properties Inc. Offsetting this revenue, the Corporation had a loss from its investment in STR Properties Inc. of $279,789 during the year ended December 31, 2016.

The Corporation has a 100% (2015 - 89%) interest in CCC Properties Inc. which included interest in the land and building comprising the Carlton Inn. The Corporation acquired the remaining 11% interest on January 1, 2016 for $770,000 through consideration from a $770,000 loan receivable held by the Corporati with the seller.

The Carlton Inn had been previously demolished by CCC Properties Inc. During fiscal 2015, the land held was written down by $2,708,773 to its net realizable value of $4,100,000. The Corporation had included 100% of the loss for the year of CCC Properties Inc. in the loss from investment in hotel properties in accordance with the terms and conditions of the shares held by the Corporation. During fiscal 2016, CCC Properties Inc. disposed of the land for cash consideration of $4,100,000.

At December 31, 2016, the Corporation has a payable to STR Properties Inc. of $3,932,935 (2015 - $3,932,935) and a payable to CCC Properties Inc. of $3,774,501 (2015-nil) which are non-interest bearing, unsecured have no specified terms of repayment.

9. Investment in hotel properties (continued)

These businesses were acquired as part of the Corporation's mission to revitalize downtown Winnipeg. Summary financial information of the entities is as follows:

	STR Properties	CCC Properties Inc.
Current assets	**$ 46,690**	**$ 28,159**
Long-term assets	**3,918,951**	**3,773,582**
Total assets	**$ 3,965,641**	**$ 3,801,741**
Current liabilities	**$ 4,242**	**$ -**
Equity	**3,961,399**	**3,801,741**
Total equity and liabilities	**$ 3,965,641**	**$ 3,801,741**
Revenues	**$ -**	**$ -**
Expenses	**-**	**-**
Loss for the year	**$ -**	**$ -**

10. Capital assets

	Cost	Accumulated Amortization	2016 Net Book Value	2015 Net Book Value
Buildings	**$ 6,140,734**	**$ 1,488,597**	**$ 4,652,137**	$ 4,915,974
Computer equipment	**133,140**	**128,184**	**4,956**	3,349
Furniture and fixtures	**67,100**	**61,746**	**5,354**	11,537
Leasehold improvements	**575,219**	**380,614**	**194,605**	220,920
	$ 6,916,193	**$ 2,059,141**	**$ 4,857,052**	$ 5,151,780

11. Bank indebtedness

The Corporation has an approved operating line of credit with the Royal Bank of Canada to a maximum amount of $10,400,000 (2015 - $10,400,000). The line of credit bears interest at Royal Bank prime rate minus 1.00% (1.70% as at December 31, 2016) per annum and is secured by an unconditional and irrevocable guarantee signed by the City in the amount of $10,400,000 and a general security agreement on all personal property of the Corporation. As at December 31, 2016, the line of credit had a balance owing of $ 3,112,170 (2015 - $2,979,210).

The Corporation had an approved line of credit with the Royal Bank of Canada in the amount of $6,600,000 (2015 - $6,600,000). During the year ended December 31, 2016, the Corporation repaid the $6,600,000 outstanding under the line of credit and the line of credit was cancelled.

12. Long-term debt

	2016	2015
Term loan, interest at 4.47%, due October 2025, blended yearly payments of $241,597, secured by a general security agreement constituting a first ranking security interest in all personal property, and an unconditional and irrevocable guarantee signed by the City in the amount of $2,600,000	**$ 1,758,492**	$ 1,914,511
Term loan, interest at 3.98%, due October 2029, blended annual equal payments of $349,338, commencing in 2015, secured by guarantee signed by the City in the amount of $3,890,000	**3,497,074**	3,698,743
Term loan, interest rate at 3.91%, due October 2029, blended annual payments of $393,254, commencing in 2015, secured by a guarantee signed by the City in the amount of $4,400,000	**3,953,314**	4,182,481
	9,208,880	9,795,735
Current portion of long-term debt	**612,155**	587,325
	$ 8,596,725	$ 9,208,410

Principal repayments for the next five years and thereafter are as follows:

2017	$ 612,155
2018	637,151
2019	663,169
2020	689,603
2021	718,425
Thereafter	5,888,377
	$ 9,208,880

Proceeds from the 4.47% term loan were utilized by the Corporation to provide a 15 year mortgage receivable to Youth Centre of Excellence project at 333 King Street (note 6). The Corporation receives annual principal and interest payments for the Youth Centre of Excellence mortgage receivable from the City.

The 3.98% and 3.91% term loans were incurred to finance phase 1 of the SHED project under the Strategic Downtown Investments Funding Agreement. In accordance with the SHED agreement, the City and the Province provide annual funding to the Corporation equivalent to the annual debt servicing costs of these loans (note 8).

13. Forgivable loans

The details of forgivable loans are as follows:

	2016	2015
Bell Hotel		
Province of Manitoba 15 year term loan, with maturity date set at August 1, 2026, payments are not required as long as the property operates as an affordable housing complex	**$ 1,630,555**	$ 1,790,555
Government of Canada 15 year term loan, with maturity date set at August 1, 2026, payments are not required as long as the property offers services for the homeless approved by the Government of Canada	**1,787,937**	1,980,484
	$ 3,418,492	$ 3,771,039

The five year forgiveness schedule for the forgivable loans is as follows:

2017	$ 352,547
2018	352,547
2019	352,547
2020	352,547
2021	352,547
Thereafter	1,655,757
	$ 3,418,492

At December 31, 2016, the Corporation has met all requirements during the year relating to the terms of the forgivable loans.

14. Deferred contributions

a) Expenses of future periods:

Deferred contributions related to expenses of future periods represents externally restricted funding received from various sources for the operation of the project to which the funding relates.

Deferred grant revenue for externally restricted projects during the year is as follows:

	2016	2015
Balance, beginning of year	**$ 720,348**	$ 828,668
Contributions received	**238,000**	20,000
Amounts recognized as revenue in the year	**(86,473)**	(128,320)
Balance, end of year	**$ 871,875**	$ 720,348

	2016	2015
Gail Parvin Hammerquist 2009	**$ 668,103**	$ 717,748
North Main Economic Development Program Grant	**2,600**	2,600
Province of Manitoba - Downtown Winnipeg ground floor activation strategy grant	**201,172**	-
	$ 871,875	$ 720,348

14. Deferred contributions (continued)

b) Capital assets:

Deferred contributions related to capital assets represent the unamortized amount of grants and other contributions received for the purchase of capital assets.

	2016	2015
Balance, beginning of year	**$ 534,512**	$ 391,992
Contributions transferred from forgivable loans	**352,547**	444,214
Amount amortized to revenue in the year	**(210,027)**	(301,694)
Balance, end of year	**$ 677,032**	$ 534,512

15. Commitments

The Corporation has made commitments for leases until maturity as follows:

2017	$ 26,597
2018	18,286

16. Invested in capital assets

Investment in capital assets is calculated as follows:

	2016	2015
Capital assets	**$ 4,857,052**	$ 5,151,780
Forgivable loans	**(3,418,492)**	(3,771,039)
Deferred contributions	**(677,032)**	(534,512)
	$ 761,528	$ 846,229

Change in net assets invested in capital assets is calculated as follows:

	2016	2015
Deficiency of revenue over expenditures:		
Amortization of deferred contributions	**$ 210,027**	$ 301,694
Amortization of capital assets	**(300,676)**	(485,656)
Gain on transfer of operations	**-**	172,204
	$ (90,649)	$ (11,758)
Net changes in investment in capital assets:		
Purchase of capital assets	**$ 5,948**	$ 2,973
Repayment of long-term debt	**-**	1,895,021
Proceeds on transfer of operation (note 19)	**-**	(1,882,786)
	$ 5,948	$ 15,208

17. Related party transactions and balances

The following table summarized the Corporation's related party transactions and balances with the City of Winnipeg for the year:

	2016	2015
Consolidated statement of operations		
Revenue:		
Operational grant	**$ 600,000**	$ 100,000
Downtown residential development grant	**-**	13,284
Homelessness Partnering Project grant	**30,279**	116,671
SHED project grant	**394,077**	980,638
Expenditures:		
Property taxes	**$ 66,436**	$ 59,075
Consolidated statement of financial position		
Accounts receivable	**$ 351,016**	$ 640,556
Mortgages receivable	**1,849,424**	2,005,443
Loan receivable	**391,537**	391,537
SHED project receivable	**3,004,467**	3,354,907
Accounts payable and accrued liabilities	**287,439**	273,716

These transactions are in the normal course of operations and are measured at the exchange amount, which is the amount of consideration established and agreed to by the related parties.

18. Transfer of operations

Effective December 1, 2015, the Corporation transferred the operations of Centre Village Housing Inc. to The Manitoba Housing and Renewal Corporation (MHRC) including the capital assets for cash proceeds of $1,857,572 and elimination of amounts payable of $25,214. The cash proceeds were utilized by the Corporation to repay the mortgage payable. In addition, MHRC forgave the remaining forgivable loan of $1,037,500. The Corporation recorded a gain on the transfer of operations of $172,204 during the year ended December 31, 2015.

19. Financial instrument risks

General objectives, policies and processes

The Board of Directors has overall responsibility for the determination of the Corporation's risk management objectives and policies and, while retaining ultimate responsibility for them, it has delegated the authority for designing and operating processes that ensure effective implementation of the objectives and policies to the Corporation's President and Chief Executive Officer. The Board of Directors receives monthly reports from the Corporation's President and Chief Executive Officer through which it reviews the effectiveness of the processes put in place and the appropriateness of the objectives and policies it sets.

The Corporation's financial instruments are exposed to certain financial risks, including credit risk, interest rate risk and liquidity risk.

There have been no significant changes from the previous year in the exposure to risk, policies or procedures used to manage financial instrument risks.

19. Financial instrument risks (continued)

Interest rate risk

The Corporation is exposed to interest rate risk arising from the possibility that changes in interest rates will affect the cash flows related to its mortgages and loans receivable, and long term debt. The Corporation's objective is to minimize interest rate risk by locking in fixed rates on its mortgages and loans receivable, and its long-term debt.

The Corporation is exposed to interest rate risk through its line of credit, which bears interest at prime minus one percent. These funds are used as interim financing until permanent financing, with a fixed rate, can be put in place.

The Corporation's financial instruments subject to interest rate risk are subject to fixed rates of interest and will not be renewed within the next twelve months, therefore are not subject to interest rate risk. The line of credit is not subject to interest rate risk as it is as a market rate and the funds are usually used for a period of less than twelve months.

Credit risk

The Corporation is exposed to credit risk through the possibility of non-collection of its accounts receivable. The majority of the Corporation's receivables are from government entities which minimizes the risk of non-collection. The Corporation also makes sure it meets all the eligibility criteria for the amounts to ensure they will collect the amounts outstanding.

The Corporation is also exposed to credit risk through the possibility of non-collection of its mortgages and loans receivable. The Corporation's loan guidelines set out the minimum requirements for management of credit risk. The Corporation's loan guidelines include policies regarding the approval of lending, eligibility for loans, lending limits, and loan collateral security.

With respect to credit risk, the Board of Directors receives details of new loans and delinquent loans. The Corporation's maximum exposure to the credit risk is limited to the amount presented on the face of the consolidated statement of financial position for accounts receivable, mortgages receivable and loans receivable.

Liquidity risk

Liquidity risk is the risk that the Corporation will not be able to meet its financial obligations as they fall due. The Corporation has a planning and budgeting process in place to help determine the funds required to support the Corporation's normal operating requirements on an ongoing basis. The Corporation ensures that there are sufficient funds to meet its short-term requirements, taking into account its anticipated cash flows from operations and its holdings of cash and cash equivalents.

20. Programs under administration:

DRDG Program

The DRDG Program is funded by the City and Province and provides grants to developers of residential/mixed use projects in the downtown. The grants provided are based upon the annual incremental taxes generated by the development in the first full year following completion. For condominium developments, the developers receive a grant of 10 times the first years' incremental taxes. For rental developments, the developer receives a grant equal to 15 times the first years' incremental taxes. Developers can elect to receive a lump sum payment of the net present value, or receive annual payments. When lump sum payments are elected, the funds are borrowed from a conventional lender and loans are repaid by the annual incremental taxes.

The Corporation administers this program on behalf of the City and Province, which entails the acceptance of applications and monitoring development through to completion. When lump sum grants are payable under the program, the City provides the Corporation with direction to borrow funds and the loans are drawn by the Corporation and guaranteed by the City. The City provides funding for the annual loan repayments to the Corporation from the annual incremental taxes.

Exchange Waterfront Neighbourhood Development Program

The Exchange Waterfront Neighbourhood Development Program's (the EWND Program) objective is to support the development of a complete community in the Exchange Waterfront Neighborhood. The Program is funded by the City and Province through tax increment financing and achieved by borrowing for an additional five years against the incremental taxes that are generated by the condominium projects that receive grants under the DRDG Program. Under the DRDG Program, the developer is entitled to receive a grant equal to the net present value of 10 years of incremental taxes generated by the project and EWND Program is funded receiving the net present value of an additional 5 years of incremental taxes. The City and Province forgo the incremental taxes for 15 years on the condominium projects to provide the funds required to repay the borrowing for the DRDG and EWND Programs.

The funds are used to undertake initiatives relating to increasing safety, providing transportation options, improving the image and awareness of the neighbourhood and infrastructure improvements to beautify the neighborhood and make it more pedestrian friendly. The Corporation administers the EWND Program on behalf of the City and the Province, which entails doing the research and making recommendations for initiatives to undertake and then implementing and monitoring the initiatives to completion.

As the Corporation only administers the DRDG and EWND Programs on behalf of the City and Province, the related assets and liabilities that are administered by the Corporation have not been reflected in these consolidated financial statements.

20. Program under administration (continued)

The assets and liabilities that are administered by the Corporation under the DRDG and EDWN Programs are as follows:

	2016	2015
Assets:		
Cash	**$ 5,857**	$ 5,882
DRDG TIF receivable - the City	**5,751,227**	2,779,443
	$ 5,757,084	$ 2,785,325
Liabilities:		
Loans payable	**$ 5,757,084**	$ 2,785,325

The Corporation receives an annual payment from the City for the loans to cover the annual debt servicing costs. The loans payable are fully guaranteed by the City.

WINNIPEG ARTS COUNCIL INC.

STATEMENT OF OPERATIONS

Year ended December 31

	2016	2015
REVENUES		
City of Winnipeg	**$ 4,645,319**	$ 4,332,552
Arts Development	**39,383**	36,411
Other income	**10,328**	8,231
Interest income	**17,427**	14,950
	4,712,457	4,392,144
EXPENSES		
Program expenses (Schedule of Expenses)	**4,098,852**	3,918,702
Administrative expenses (Schedule of Expenses)	**534,226**	504,002
	4,633,078	4,422,704
OTHER PROJECTS		
Public Art revenues (Note 5)	**560,722**	310,442
Public Art expenses (Schedule of Expenses)	**(560,722)**	(310,442)
	-	-
EXCESS (DEFICIENCY) OF REVENUES OVER EXPENSES BEFORE AMORTIZATION	**79,379**	(30,560)
AMORTIZATION	**(13,963)**	(13,963)
EXCESS (DEFICIENCY) OF REVENUES OVER EXPENSES AFTER AMORTIZATION	**$ 65,416**	$ (44,523)

See accompanying notes to the financial statements

WINNIPEG ARTS COUNCIL INC.

STATEMENT OF CHANGES IN NET ASSETS

Year ended December 31

	Unrestricted	Invested in Capital Assets	Internally Restricted	**Total 2016**	Total 2015
Net assets, beginning of year	$ 90,940	$ 24,529	$ 227,294	**$ 342,763**	$ 387,286
Excess (deficiency) of revenues over expenses	79,379	(13,963)	-	**65,416**	(44,523)
Transfer (Note 6)	(40,000)	-	-	**(40,000)**	-
Net assets, end of year	$ 130,319	$ 10,566	$ 227,294	**$ 368,179**	$ 342,763

See accompanying notes to the financial statements

WINNIPEG ARTS COUNCIL INC.

STATEMENTS OF FINANCIAL POSITION

December 31

	2016	2015
ASSETS		
Current		
Cash	**$ 739,656**	$ 618,362
Term deposits	**900,000**	975,000
Receivables	**10,000**	16,951
Interest receivable	**4,488**	4,707
GST receivable	**9,765**	5,664
Prepaid expenses	**2,338**	4,519
	1,666,247	1,625,203
Equipment and leasehold improvements (Note 3)	**10,566**	24,529
	$ 1,676,813	$ 1,649,732
LIABILITIES		
Current		
Payables and accruals	**$ 15,500**	$ 6,500
Grant holdbacks (Note 4)	**160,028**	103,041
Deferred contributions (Note 5)	**1,133,106**	1,197,428
	1,308,634	1,306,969
NET ASSETS		
Unrestricted	**130,319**	90,940
Invested in Capital Assets	**10,566**	24,529
Internally Restricted (Note 7)	**227,294**	227,294
	368,179	342,763
	$ 1,676,813	$ 1,649,732

Commitment (Note 8)

See accompanying notes to the financial statements

WINNIPEG ARTS COUNCIL INC.

STATEMENTS OF CASH FLOWS

Year ended December 31

	2016	2015
Cash derived from (applied to):		
OPERATING		
Excess (deficiency) of revenues over expenses	**$ 65,416**	$ (44,523)
Amortization	**13,963**	13,963
	79,379	(30,560)
Change in non-cash working capital		
Receivables	**6,951**	(15,719)
Interest receivable	**219**	3,959
GST receivable	**(4,101)**	885
Prepaid expenses	**2,181**	8
Payables and accruals	**9,000**	500
Grant holdbacks	**56,987**	30,429
Deferred contributions	**(64,322)**	149,258
	6,915	169,320
INVESTING		
Redemption of term deposits	**975,000**	1,093,977
Purchase of term deposits	**(900,000)**	(875,000)
Transfer to Endowment Fund	**(40,000)**	-
	35,000	218,977
NET INCREASE IN CASH	**121,294**	357,737
CASH BALANCE		
Beginning of year	**618,362**	260,625
End of year	**$ 739,656**	$ 618,362

See accompanying notes to the financial statements

WINNIPEG ARTS COUNCIL INC.

NOTES TO THE FINANCIAL STATEMENTS

December 31, 2016

1. Nature of Operations

Winnipeg Arts Council Inc. (the Organization) funds, supports, and fosters development of the arts on behalf of the people of Winnipeg.

The Organization is an incorporated not-for-profit entity and is a registered charity under the Income Tax Act.

2. Significant Accounting Policies

These financial statements are prepared in accordance with Canadian accounting standards for not-for-profit organizations. The significant accounting policies used are detailed as follows:

a) Equipment and leasehold improvements

Equipment and leasehold improvements are recorded at cost. The Organization provides for amortization using the following methods at rates designed to amortize the cost of the equipment and leasehold improvements over their estimated useful lives. The annual amortization rates and methods are as follows:

Office equipment	5 years Straight-line
Furniture and fixtures	10 years Straight-line
Computer equipment	3 years Straight-line

Amortization of leasehold improvements is recorded over the term of the lease.

b) Revenue recognition

The Organization follows the deferral method of accounting for contributions.

Restricted contributions are recognized as revenue in the year in which the related expenses are incurred. Unrestricted contributions are recognized as revenue when received or receivable, if the amount to be received can be reasonably estimated and collection is reasonably assured.

c) Accounting estimates

The preparation of financial statements in accordance with Canadian accounting standards for not-for-profit organizations requires management to make estimates and assumptions that affect the reported amount of assets and liabilities, disclosure of contingent assets and liabilities at the date of the financial statements and the reported amount of revenues and expenses during the reported period. These estimates are reviewed periodically and are reported in earnings in the period in which they become known. Actual results could differ from these estimates.

d) Financial instruments

It is management's opinion that the Organization is not exposed to significant credit, currency, interest rate, liquidity, market or price risks arising from its financial instruments.

3. Equipment and Leasehold Improvements

	Cost	Accumulated Amortization	2016 Net Book Value	2015 Net Book Value
Office equipment	**$ 6,574**	**$ 6,574**	**$ -**	$ -
Furniture and fixtures	**34,243**	**28,875**	**5,368**	8,792
Leasehold improvements	**104,258**	**99,851**	**4,407**	14,833
Computer equipment	**5,091**	**4,300**	**791**	904
	$ 150,166	**$ 139,600**	**$ 10,566**	$ 24,529

4. Grant Holdbacks

The Organization follows the policy of holding back a proportion of grants awarded in a year until certain completion criteria have been satisfied. Furthermore, some awards will be disbursed according to a cash flow schedule developed with the agreement of the recipient organizations. Accordingly, this account represents the award balances which will be disbursed in the future according to the specified guidelines.

At December 31, the composition of the holdbacks according to award category are as follows:

	2016	2015
Youth WITH ART	**$ 71,976**	$ 44,584
Project grants	**13,900**	9,450
Arts Development	**27,432**	28,507
Individual Artist Grants	**24,000**	19,000
Professional Development grants	**1,500**	1,500
Operating grants	**21,220**	-
	$ 160,028	$ 103,041

5. Deferred Contributions

Deferred contributions represent restricted funding and unspent externally restricted resources which relate to the subsequent year.

Public Art relates to the design and execution of particular artworks to be created in public areas of Winnipeg. The commissioning and installation of public art projects is a multi-year process. This project is supported by a specified allocation from the City of Winnipeg. Financial support to individual artists is awarded on the recommendations of juries selected by the Organization.

5. Deferred Contributions (continued)

	2016	2015
Public Art		
Contributions		
City of Winnipeg	**$ 462,400**	$ 459,700
Old St. Vital BIZ	**34,000**	-
Transferred to revenue	**(560,722)**	(310,442)
(Decrease) increase during the year	**(64,322)**	149,258
Deferred contributions, beginning of year	**1,197,428**	1,048,170
Deferred contributions, end of year	**$ 1,133,106**	$ 1,197,428

The following provides a breakdown by project of the unexpended balance:

	2016	2015
Public Art Projects		
Air Canada Park	**$ 249,421**	$ 311,165
WITH ART: Community Arts Projects	**181,625**	187,665
Kildonan Park	**174,748**	-
South Sherbrook/Cornish Library	**137,863**	137,900
Broadway Light-based Sculptures	**77,765**	254,278
Old St. Vital BIZ/Intersection of St. Anne's & St. Mary's	**77,639**	-
Public Art Contingency	**73,410**	73,410
Windsor Park Library	**73,096**	140,854
Artist in Residence	**41,108**	41,108
Norwood Grove Biz	**39,000**	39,000
Public Education and Outreach	**4,674**	12,048
Community Engagement Program	**2,757**	-
	$ 1,133,106	$ 1,197,428

6. Transfer

During the year, the Board of Directors approved a transfer of $40,000 (2015 - $Nil) from unrestricted net assets as a contribution to the Endowment Fund held at the Winnipeg Foundation.

7. Net Assets

Internally Restricted Net Assets

	2016	2015
Cash flow assistance	**$ 100,000**	$ 100,000
Internally restricted net assets	**127,294**	127,294
	$ 227,294	$ 227,294

The allocation for cash flow assistance was made in order to provide cash flow assistance to client organizations until such time as operating grants for their use have been received by Winnipeg Arts Council Inc. from the City of Winnipeg.

7. Net Assets (continued)

The allocation for internally restricted net assets is available for the development of new programs at the discretion of the Board of Directors and to finance future projects to engage the overall community in support of the arts in the City of Winnipeg.

Unrestricted Net Assets

The Organization considers its capital to be the balance maintained in its unrestricted net assets. Capital is utilized under the direction of the Board of Directors. The primary objective of the Organization is to invest its capital in a manner that will allow it to continue as a going concern.

8. Commitment

The Organization entered into a new lease agreement for office space, which expires on June 30, 2022. The Organization's annual lease payments over the next five years are as follows:

2016	$	28,402
2017		29,254
2018		30,131
2019		31,035
2020		31,966

9. Economic Dependence

The volume of financial activity undertaken by the Organization with its main funding body is of sufficient magnitude that the discontinuance of their funding would endanger the ability of the Organization to continue as a going concern.

10. Endowment Fund

In 2011, the Organization established an Endowment Fund through a $20,000 contribution to be held in perpetuity at The Winnipeg Foundation. Interest revenue earned by this fund is available to the Organization annually to support general operations. As of December 31, 2016, the Organization's cumulative contributions to the Endowment Fund totaled $75,000 (2015 - $35,000) with a cumulative matching grant contribution of $27,340 (2015 - $18,732) from The Winnipeg Foundation. The market value of the Endowment Fund at December 31, 2016 is $131,691 (2015 - $73,991).

WINNIPEG ARTS COUNCIL INC.

SCHEDULE OF EXPENSES

Year ended December 31

	2016	2015
PROGRAM EXPENSES		
Operating grants	**$ 3,418,140**	$ 3,367,140
Project grants	**173,000**	128,500
Individual artist grants	**219,550**	184,200
Professional development grants	**44,750**	48,500
Arts Development	**160,000**	106,031
Youth WITH ART grants	**60,000**	50,000
Jury honoraria and expenses	**15,310**	22,482
Translation services	**1,852**	5,599
Carol Shields Winnipeg Book Award	**6,250**	6,250
	$ 4,098,852	$ 3,918,702
ADMINISTRATIVE EXPENSES		
Board and committee meetings	**$ 6,908**	$ 6,727
Hospitality and promotion	**5,542**	6,015
Professional and consultant fees	**26,266**	14,721
Professional development, membership and conferences	**9,286**	9,006
Rent	**51,695**	52,074
Salaries and benefits	**394,254**	377,725
Supplies and other office expenses	**35,059**	32,069
Telecommunications	**5,216**	5,665
	$ 534,226	$ 504,002
PUBLIC ART EXPENSES		
Administration	**$ 75,000**	$ 75,000
Artists proposal expenses	**53,615**	23,829
Commission fees	**288,626**	128,480
Consultation	**46,130**	26,338
Jury honoraria and expenses	**10,298**	2,467
Public education	**37,548**	31,629
Research, planning and marketing	**49,505**	22,699
	$ 560,722	$ 310,442

See accompanying notes to the financial statements



Photo: Roger Harris, courtesy Tourism Winnipeg

WINNIPEG PUBLIC LIBRARY BOARD

STATEMENT OF FINANCIAL POSITION

Year ended December 31

		2016		2015
ASSETS				
Current assets				
Cash	**$**	**80,569**	$	58,298
GST receivable		**421**		220
Prepaid expenses		**2,317**		5,498
	$	**83,307**	$	64,016
LIABILITIES AND NET ASSETS				
Current liabilities				
Accounts payable and accrued liabilities	**$**	**10,307**	$	120
NET ASSETS				
Unrestricted		**73,000**		63,896
	$	**83,307**	$	64,016

WINNIPEG PUBLIC LIBRARY BOARD

STATEMENT OF OPERATIONS

Year ended December 31

	2016	2015
REVENUE		
City of Winnipeg operating grant	**$ 79,315**	$ 79,315
EXPENDITURES		
Administrative	**8,717**	9,475
Development and research	**10,323**	13,379
Foundation donation	**20,000**	20,000
Language and literacy grants	**-**	5,000
Outreach Project	**9,967**	-
Promotion, advertising, and community outreach	**6,204**	5,939
Sponsorship	**15,000**	10,000
	70,211	63,793
EXCESS OF REVENUE OVER EXPENDITURES	**$ 9,104**	$ 15,522

WINNIPEG PUBLIC LIBRARY BOARD

STATEMENT OF CHANGES IN NET ASSETS

Year ended December 31

	2016	2015
Net assets, beginning of year	**$ 63,896**	$ 48,374
Excess of revenue over expenditures	**9,104**	15,522
Net assets, end of year	**$ 73,000**	$ 63,896

WINNIPEG PUBLIC LIBRARY BOARD

STATEMENT OF CASH FLOWS

December 31

	2016	2015
OPERATING ACTIVITIES		
Excess of revenue over expenditures	**$ 9,104**	$ 15,522
Change in non-cash working capital		
GST receivable	**(201)**	900
Prepaid expenses	**3,181**	(2,174)
Accounts payable	**10,187**	(87)
Change in cash	**22,271**	14,161
CASH, beginning of year	**58,298**	44,137
CASH, end of year	**$ 80,569**	$ 58,298

WINNIPEG PUBLIC LIBRARY BOARD

NOTES TO FINANCIAL STATEMENTS

For the year ended December 31, 2016

1. Purpose of the Organization:

The Winnipeg Public Library Board (the "Organization") was established through the enactment of a City of Winnipeg by-law to provide guidance with respect to improving the City's library system. It is a not-for-profit organization that is exempt from income tax under provisions of the *Income Tax Act.*

2. Significant accounting policies:

The financial statements have been prepared in accordance with Canadian accounting standards for not-for-profit organizations. An assumption underlying the preparation of financial statements in accordance with Canadian accounting standards for not-for-profit organizations is that the entity will continue for the foreseeable future and will be able to realize its assets and discharge liabilities in the normal course of operations.

The financial statements have been prepared using the following accounting policies:

a) Critical accounting estimates and judgments-

The preparation of financial statements requires management to make estimates and judgments that affect the reported amounts of assets and liabilities, the disclosure of contingent assets and liabilities at the date of the financial statements and the reported amounts of revenues and expenses during the reported period.

Accounting estimates are included in financial statements to approximate the effect of past business transactions or events, or to approximate the present status of an asset or liability. It is possible that changes in future economic conditions could require changes in the recognized amounts for accounting estimates. These estimates are reviewed periodically, and, as adjustments become necessary, they are reported in the period in which they become known.

Significant areas of estimation by management include the impairment of non-financial assets, the useful lives of capital assets and the fair value of financial instruments.

Management bases their judgements, estimates and assumptions on factors they believe to be reasonable in the circumstances, but which may be inherently uncertain and unpredictable.

b) Financial instruments-

Except for certain related party transactions, financial instruments are measure at fair value on initial recognition adjusted by, in the case of a financial instrument that will not be measured subsequently at fair value, financing fees and transaction costs that are directly attributable to its origination, acquisition, issuance or assumption. Transaction costs related to financial instruments that will be measured subsequently at fair value are recognized in the difference between revenues and expenses for the period incurred.

In subsequent periods, investments in equity instruments that are quoted in an active market and certain derivative contracts are measured at fair value without any adjustment for transaction costs

2. Significant accounting policies (continued):

that may incur on sale or other disposal. The Organization may elect to measure any financial instrument at fair value when the asset or liability is first recognized or for equity instruments that previously measured at fair value when the equity instrument ceases to be quoted in an active market. Other investments in equity instruments are measured at cost less any reduction for impairments. All other financial instruments are measured at amortized cost. Amortized cost is the amount at which the financial instrument is measured at initial recognition less principal repayments, plus or minus the cumulative of any difference between that initial amount and the maturity amount, and minus any reduction for impairment.

The Organization measures cash and accounts payable and accrued liabilities amortized cost.

The Organization assesses impairment of all its financial assets, except those measured at fair value. Management considers whether there has been a breach in contract, such as a default or delinquency in interest of principal payments in determining whether objective evidence of impairment exists. Impairment is included in the difference between revenues and expenses.

c) Revenue recognition-

The Organization follows the deferral method of accounting for contributions. Restricted contributions are recognized as revenue in the year in which the related expenses occur. Unrestricted contributions are recognized as revenue when received or receivable if the amount to be received can be reasonably estimated and collection is reasonably assured.

Other revenue is recognized when incurred and when collection can be reasonably assured.

As is common with many not-for-profit organizations, the Organization receives contributions in the form of goods and services. Because of the difficulty of determining their value, contributed goods and services are not recognized in the financial statements.

d) Capital assets-

The average annual revenues recognized in the statement of operations for the current and preceding period of the Organization was less than $500,000. Since the organization met criteria for small not-for-profit organizations, it does not record the acquisition of capital assets. These acquisitions are expensed at the date of acquisition. No capital assets were acquired or expensed in the statement of operations (2015 - $nil).

3. Economic dependence:

The organization is dependent on the City of Winnipeg as its primary source of revenue. Should this funding substantially change, management is of the opinion that continued viable operations would be doubtful.

4. Risk management:

Management's risk management policies are typically performed as a part of the overall management of the Organization's operations. Management is aware of risks related to these objectives through direct personal involvement with employees and outside parties. In the normal course of its business, the Organization is exposed to a number of risks that can affect its operating performance. Management's close involvement in operations helps identify risks and variations from expectations. As part of the overall operation of the Organization, management considers the avoidance of undue concentrations of risk. These risks and the actions taken to manage them include the following:

4. Risk management (continued):

Liquidity risk -

Liquidity risk is the risk that the Organization cannot meet its financial obligations associated with financial liabilities in full. The Organization's main source of liquidity is its operations. The funds are primarily used to finance working capital requirements and are adequate to meet the Organization's financial obligations associated with financial liabilities.

Photo: Sarah Carson, courtesy Tourism Winnipeg

ASSINIBOINE PARK CONSERVANCY INC.

BALANCE SHEET

December 31, 2016

	2016	2015
ASSETS		
CURRENT		
Cash and short-term investments	**$ 11,640,668**	$ 9,517,084
Accounts receivable	**253,535**	210,834
Government remittances receivable	**41,396**	7,898
Provincial grants and tax credits receivable	**-**	328,081
Inventory	**286,578**	284,682
Prepaid expenses	**343,297**	327,961
	12,565,474	10,676,540
CAPITAL ASSETS (Note 3)	**103,505,339**	103,829,336
ART COLLECTIONS (Note 4)	**14,057,344**	13,776,544
EMPLOYEE BENEFITS RECEIVABLE (Note 5)	**420,675**	417,184
	$ 130,548,832	$ 128,699,604
LIABILITIES		
CURRENT		
Accounts payable and accrued liabilities	**$ 3,547,320**	$ 2,410,347
Deferred contributions - operating (Note 6)	**469,206**	451,017
Notes payable (Note 7)	**6,150,000**	9,610,000
Current portion of long-term debt (Note 8)	**323,497**	382,000
	10,490,023	12,853,364
DEFERRED CONTRIBUTIONS - OPERATING (Note 6)	**87,490**	305,428
DEFERRED CONTRIBUTIONS - CAPITAL (Note 9)	**105,028,225**	100,695,072
LONG-TERM DEBT (Note 8)	**544,747**	868,244
ACCRUED EMPLOYEE BENEFITS (Note 5)	**189,508**	186,017
	116,339,993	114,908,125
COMMITMENTS (Note 16)		
NET ASSETS		
Restricted (Notes 2(c) and 4)	**14,057,344**	13,776,544
Internally Restricted (Notes 2(f) and 13)	**150,000**	-
Unrestricted	**1,495**	14,935
	14,208,839	13,791,479
	$ 130,548,832	$ 128,699,604

ASSINIBOINE PARK CONSERVANCY INC.

STATEMENTS OF OPERATIONS

For the Year ended December 31, 2016

	2016	2015
REVENUE		
City of Winnipeg (Note 10)	**$ 10,512,000**	$ 11,376,000
Other operating grants (Note 12)	**246,474**	256,954
Gifts and sponsorships (Note 11 and 12)	**1,002,735**	827,426
Amortization of deferred contributions	**6,869,160**	7,648,476
Park revenues	**13,154,499**	12,076,478
	31,784,868	32,185,334
Direct costs of park revenues (Note 10)	**7,107,612**	6,374,167
	24,677,256	25,811,167
EXPENSE		
Administration (Note 10)	**1,625,047**	1,509,104
Interest	**190,942**	405,533
Amortization of capital assets	**7,117,350**	6,962,750
Insurance	**186,392**	208,268
Operations (Note 10)	**2,567,052**	2,589,215
Utilities (Note 10)	**1,079,302**	964,150
Wages, benefits and contract services (Note 10)	**11,687,922**	12,177,995
Donation to Winnipeg Foundation - ParkShare (Note 11)	**65,889**	-
	24,519,896	24,817,015
EXCESS OF REVENUE OVER EXPENSE	**$ 157,360**	$ 994,152

ASSINIBOINE PARK CONSERVANCY INC.

STATEMENTS OF CHANGES IN NET ASSETS

Year ended December 31, 2016

	2016				2015
	Restricted Net Assets	**Internally Restricted Net Assets**	**Unrestricted Net Assets**	**Total**	Total
Balance, beginning of year	**$ 13,776,544**	**$ -**	**$ 14,935**	**$ 13,791,479**	$ 12,728,677
Gift of art (Note 4)	**260,000**	-	-	**260,000**	68,650
Excess of revenue over expense	-	-	**157,360**	**157,360**	994,152
Transfer to fiscal stabilization reserve (Note 13)		**150,000**	**(150,000)**	-	
Interfund transfers (Notes 4 and 15)	**20,800**	-	**(20,800)**	-	-
Balance, end of year	**$ 14,057,344**	**$ 150,000**	**$ 1,495**	**$ 14,208,839**	$ 13,791,479

ASSINIBOINE PARK CONSERVANCY INC.

STATEMENTS OF CASH FLOWS

For the Year ended December 31, 2016

	2016	2015
OPERATING ACTIVITIES		
Excess of revenue over expense	**$ 157,360**	$ 994,152
Items not affecting cash:		
Amortization of capital assets	**7,117,350**	6,962,750
Amortization of deferred contributions	**(6,869,160)**	(7,648,476)
	405,550	308,426
Changes in non-cash operating working capital items:		
Accounts receivable	**(42,701)**	(3,620)
Government remittances receivable	**(33,498)**	210,761
Provincial grant and tax credits receivable	**328,081**	519,018
Inventory	**(1,896)**	(77,906)
Prepaid expenses	**(15,336)**	10,589
Accounts payable and accrued liabilities	**1,136,973**	(4,489,057)
Deferred contributions - operating	**(199,749)**	35,702
	1,577,424	(3,486,087)
FINANCING ACTIVITIES		
Deferred contributions - capital	**11,202,313**	16,977,918
Repayment of notes payable	**(3,460,000)**	(11,290,000)
Repayment of long-term debt	**(382,000)**	(382,000)
Change in employee benefits receivable	**(3,491)**	20,810
Change in accrued employee benefits	**3,491**	(20,810)
	7,360,313	5,305,918
INVESTING ACTIVITY		
Acquisition of capital assets	**(6,793,353)**	(3,376,235)
Acquisition of art collections	**(20,800)**	(5,492)
	(6,814,153)	(3,381,727)
NET (DECREASE) INCREASE IN CASH AND SHORT-TERM INVESTMENTS	**2,123,584**	(1,561,896)
CASH AND SHORT-TERM INVESTMENTS, beginning of year	**9,517,084**	11,078,980
CASH AND SHORT-TERM INVESTMENTS, end of year	**$ 11,640,668**	$ 9,517,084

ASSINIBOINE PARK CONSERVANCY INC.

NOTES TO FINANCIAL STATEMENTS

December 31, 2016

1. Description of Assiniboine Park Conservancy Inc. ("The Conservancy")

On July 16, 2006 Winnipeg City Council adopted a new governance model for Assiniboine Park ("the Park"), which called for the establishment of a not-for-profit entity to oversee the operation and development of the Park for the benefit of the community. Under the new governance model, Assiniboine Park Conservancy Inc. (the "Conservancy") was created on April 17, 2008 with an independent Board of Directors, appointed with representation from all three levels of government and the private sector, to govern at arm's length from the City of Winnipeg ("the City").

Through a fifty year Lease and Funding Agreement with the Conservancy, which came into effect on October 1, 2010, the City retains ownership of the Park and all of its assets. Under this agreement, the City provides an annual grant to support the operation and maintenance of the Park and is committed to a 25% share of the cost of major capital redevelopment of Park attractions and amenities. It is anticipated that the Province of Manitoba, the federal government and the private sector will also be partners in the redevelopment over the next 4 to 5 years.

The Conservancy became a registered charity under the Income Tax Act on January 1, 2009 and is exempt from income taxes.

2. Significant Accounting Policies

These financial statements have been prepared in accordance with Canadian accounting standards for not-for-profit organizations and include the following significant accounting policies:

a) Revenue recognition

The Conservancy follows the deferral method of accounting for revenues. Unrestricted revenues are recognized as revenue when received or receivable if the amount to be received can be reasonably estimated and collection is reasonably assured. Restricted revenues are recognized in accordance with the restrictions placed on them by the funder.

Unrestricted gifts are recognized as revenue in the period in which the gifts are received. Gifts that are restricted by the donor are deferred, and then recognized in the year in which the related restriction is met. Non-monetary gifts are recorded at fair value in revenue when received.

Pledges receivable from donors have not been recognized in these financial statements.

Park revenues, which include revenues from zoo admissions, food, beverage and retail sales, education programming, hosting of private functions and public fundraisers, are recognized when persuasive evidence of an arrangement exists, delivery has occurred, the price is fixed or determinable and collection is reasonably assured.

2. Significant Accounting Policies (continued)

b) Capital assets

Capital assets are recorded at cost. Contributed capital assets are recorded at their fair value at the date of contribution. Amortization is recorded on a straight-line basis over the assets estimated useful life as follows:

Park facility improvements	10 - 40 years
Grounds improvements	5 - 20 years
Park equipment and systems	5 - 20 years
Moving equipment	5 - 15 years

Park facility improvements include new buildings and exhibits, and major improvements to existing buildings and exhibits in the Park. Grounds improvements include major improvements to roadways, parking lots, landscaping, lighting, pathways and signage. Park equipment and systems include information technology, security and safety systems, temporary structures, computer equipment, office furniture and fixtures, playground equipment, benches, picnic tables and other Park equipment, retail equipment and minor improvements to existing buildings. Moving equipment includes grounds maintenance and sanitation equipment, the Park vehicle fleet and people movers.

Construction in progress includes the costs associated with the construction of new Park facilities, grounds improvements and major upgrades to existing facilities within the Park. Amortization of these assets will commence when the asset is determined to be ready for use and put into service.

c) Art collections

Art collections gifted to the Conservancy are recorded at their appraised fair market values at the date of the gift. Art collections that are purchased by the Conservancy are recorded at the cost of the purchase. The art collections are capitalized on the balance sheet and no amortization is recorded.

The Conservancy is precluded from selling the art in both the legacy and other collections. Should artwork be damaged or stolen, the proceeds of an insurance claim would either be used to restore the artwork, to acquire new pieces of art for the collection or for the direct care of the remaining collection.

d) Financial instruments

Financial assets and financial liabilities are initially recognized at fair value. The Conservancy subsequently measures all its financial assets and financial liabilities at amortized cost, except for investments in equity instruments that are quoted in an active market, which are measured at fair value. Changes in fair value are recognized in the statement of operations.

Transaction costs related to financial instruments measured at fair value are expensed as incurred. Transaction costs related to the other financial instruments are added to the carrying value of the asset or netted against the carrying value of the liability and are then recognized over the expected life of the instrument using the straight-line method. Any premium or discount related to an instrument measured at amortized cost is amortized over the expected life of the item using the straight-line method and recognized in net earnings as interest income or expense.

2. Significant Accounting Policies (continued)

With respect to financial assets measured at cost or amortized cost, the Conservancy recognizes in net earnings an impairment loss, if any, when it determines that a significant adverse change has occurred during the period in the expected timing or amount of future cash flows. When the extent of impairment of a previously written-down asset decreases and the decrease can be related to an event occurring after the impairment was recognized, the previously recognized impairment loss shall be reversed in net earnings in the period the reversal occurs.

e) Use of estimates

The preparation of financial statements in conformity with Canadian accounting standards for not-for-profit organizations requires management to make estimates and assumptions that affect the reported amounts of assets and liabilities and disclosures of contingent assets and liabilities at the date of the financial statements and the reported amounts of revenue and expenses during the reporting period. Significant estimates included in these financial statements are the determination of the useful lives of the capital assets and the amount of the employee benefits receivable and accrued employee benefits. Actual results could differ from these estimates.

f) Internally restricted net assets

The Conservancy has internally restricted certain funds for a fiscal stabilization reserve to support the long-term sustainability of the organization.

3. Capital Assets

	2016			2015
	Cost	**Accumulated Amortization**	**Net Book Value**	Net Book Value
Park facility improvements	**$ 93,559,846**	**$ 10,796,074**	**$ 82,763,772**	$ 82,828,903
Grounds improvements	**11,178,578**	**4,043,083**	**7,135,495**	7,639,349
Park equipment and systems	**19,425,185**	**10,630,648**	**8,794,537**	10,808,589
Moving equipment	**1,577,238**	**661,935**	**915,303**	893,156
Construction in progress	**3,896,232**	**-**	**3,896,232**	1,659,339
	$ 129,637,079	**$ 26,131,740**	**$ 103,505,339**	$ 103,829,336

The Province of Manitoba has a $30 million investment in the Leatherdale International Polar Bear Conservation Centre ("LIPBCC") and Polar Bear Facilities, which include the Gateway to the Artic Building, the Animal Holding and Filtration System Building and the Polar Plunge. As a result, the Province's $30 million investment in these capital assets do not appear on the Conservancy's balance sheet.

The Conservancy and the Province have three continuing agreements which related to the provincially owned buildings. A long-term Ground Sublease Agreement provides the Province with a sublease on the land on which the LIPBCC and the Polar Bear Facilities are located within the Park. An Operations Agreement gives the Conservancy responsibility for operating these buildings. Under the Operations Agreements, the Province will provide future capital funding for required capital repairs and replacements to the LIPBCC and the Polar Bear Facilities to ensure that it continues to meet the standards of the Province over the term of the Ground Sublease Agreement. Under an Insurance Agreement, the Province has assumed responsibility for providing insurance for the LIPBCC and the Polar Bear Facilities.

4. Art Collections

The art collections include approximately 4,072 works of art held for public exhibition and education. The art collections include the works of Ivan Eyre, Walter J. Phillips, Clarence Tillenius, E.H. Sheppard's portrait of Winnie the Pooh and A.A. Milne's book, titled "Now We are Six". For the year ending December 31, 2016, the Conservancy was the recipient of gift-in-kind donations valued at $260,000 plus Retail Sales Tax of $20,800 that increased the art collections. The Conservancy did not dispose of any works of art during the year ending December 31, 2016.

	2016	2015
Legacy art collections	**$ 13,559,652**	$ 13,559,652
Other art collections	**497,692**	216,892
	$ 14,057,344	$ 13,776,544

5. Employee Benefits Receivable and Accrued Employee Benefits

Under the Lease and Funding Agreement between the Conservancy and the City, the City is responsible for funding all labour costs associated with CUPE 500 members who were previously employed by the City in Assiniboine Park Zoo and the Conservatory.

Accordingly, included in the employee benefits receivable is an amount due from the City of $231,167 which represents the vacation pay earned by CUPE 500 employees while they were employed by the City to September 30, 2010.

Under the collective agreements with CUPE 500, employees are also entitled to certain employee benefit payouts on retirement, which will be honored by the Conservancy at a future date when these employees retire.

Included in the employee benefits receivable is an amount of $189,508 which represent the amount due from the City to fund a sick pay severance liability payable to these employees as of September 30, 2010. Also recorded is the corresponding long-term liability to these employees which will be paid out to them upon retirement. It is expected that insignificant payouts to employees will occur in 2017 and therefore the receivable and liability are both recorded as long-term.

	2016	2015
Vacation pay receivable	**$ 231,167**	$ 231,167
Sick pay severance receivable	**189,508**	186,017
	$ 420,675	$ 417,184

6. Deferred Contributions - Operating

The balance in current deferred contributions - operating at December 31, 2016 represents $202,055 (2015 - $365,675) of externally designated funds to be used to offset 2017 operating costs, $200,000 (2015 - $75,000) of externally designated funds to be used to offset 2017 repairs and maintenance in Leo Mol Gardens and $67,151 (2015 - $10,342) of funds to be used to offset 2017 costs of conservation and research activities. The balance of Leo Mol Sculpture Garden funds of $87,490 (2015 - $305,428) that are not expected to be spent in 2017 are reflected as long term deferred contributions.

7. Notes Payable

The Conservancy arranged a loan facility with a financial institution for up to $17 million loan facility for the purpose of bridge financing the construction of the Journey to Churchill. As at December 31, 2016, the amount owing on the loan is $6,150,000 (2015 - $9,610,000). The demand loan is secured by a guarantee signed by the City and on expiration of the guarantee is repayable in full by December 31, 2018. During the year, the City approved an additional guarantee in the amount of $500,000 to provide the Conservancy with an operating line of credit for operational cash flow management purposes.

Principal repayments on notes payable of $6,150,000 are due on demand in the upcoming year.

8. Long-Term Debt

In 2013, the Conservancy entered into an agreement with Manitoba Hydro to finance the first phase of the park's underground electrical service which was required as part of the Journey to Churchill project. The loan bears interest at 3.65% and has a 70 month term ending in February 2019. Interest on the loan is payable monthly and an aggregate annual principal repayment ranging from $250,000 to $274,747 is required in January of each fiscal year.

In 2013, the Conservancy entered into an agreement with a private company to finance the cost of new trailers acquired to provide administrative offices for Conservancy staff. The loan is interest free and is repayable in monthly payments of $11,000 ending in May 2017.

	2016	2015
Manitoba Hydro loan payable	**$ 814,747**	$ 1,064,748
Equipment loan payable	**53,497**	185,496
	868,244	1,250,244
Less: Current portion	**(323,497)**	(382,000)
	$ 544,747	$ 868,244

Scheduled principal payments on long-term debt, in each of the next three years are as follows:

2017	$ 323,497
2018	270,000
2019	274,747

9. Deferred Contributions - Capital

During the year, the Conservancy received contributions totaling $11,202,313 (2015 - $16,977,918) related to designated capital projects. These designated contributions are deferred and recognized as revenue on the same basis as the amortization expense related to the designated capital projects.

	2016	2015
Balance, beginning of year	**$ 100,695,072**	$ 91,365,630
Contributions received	**11,202,313**	16,977,918
Amortization of deferred contributions	**(6,869,160)**	(7,648,476)
Balance, end of year	**$ 105,028,225**	$ 100,695,072

Pledges made by donors are not recognized as contributions until received from the donor in cash or in kind.

10. City of Winnipeg

The City of Winnipeg is a significant operating partner of the Conservancy, providing a significant portion of its operating funding in 2016 through an annual operating grant. The City has also committed to providing a 25% investment in the capital redevelopment of Assiniboine Park, as described in Note 1, and provides an annual capital grant for the capital refurbishment of existing buildings, exhibits and amenities in the Park. A summary of the City of Winnipeg account balances and transactions as at and for the year ending December 31, 2016 are as follows.

City of Winnipeg balances

As described in Note 5, as at December 31, 2016, the Conservancy has a long-term receivable of $420,675 (2015 - $417,184) from the City relating to employee benefits for CUPE 500 employees who were previously employed by the City.

Included in accounts payable and accrued liabilities at December 31, 2016, are amounts due to the City of $472,582 (2015 - $346,672).

City of Winnipeg transactions

During the year, the Conservancy recognized funding received from the City of Winnipeg into operating revenue of $10,512,000 (2015 - $11,376,000).

Included in capital assets for the year ending December 31, 2016 are amounts capitalized of $24,468 (2015 - $13,154) relating to building permits and benches which were purchased from the City.

Additionally, during the year, the Conservancy received capital contributions of $5,050,750 (2015 - $5,282,000) from the City of Winnipeg. These amounts have been included as deferred contributions - capital, on the balance sheet, and are recognized into revenue consistent with the amount of amortization calculated on the capital assets that the funding was used to acquire.

Included in direct costs of park revenues are advertising costs paid to the City of $6,761 (2015 - $14,567).

Included in administration expense are licenses, land lease and human resource costs paid to the City of $7,640 (2015 - $4,034). Included in operations expense are waste disposal, horticulture, maintenance and fleet costs paid to the City of $67,460 (2015 - $82,603). Included in utilities expense are water costs paid to the City of $316,266 (2015 - $231,657). Included in wages, benefits and contract services are pension plan benefit costs paid to the City of $230,288 (2015 - $238,594).

11. Endowments Held by the Winnipeg Foundation

The Conservancy is the beneficiary of six endowment funds, held and controlled by the Winnipeg Foundation, as of December 31, 2016. The Winnipeg Foundation retains title to the investments and receives a management fee not to exceed one-half percent of the opening market value of the contributed capital in the Funds at October 1 each year. The Conservancy receives an annual income distribution based on the Foundation's income distribution policy, net of the management fee and investment fees.

11. Endowments Held by the Winnipeg Foundation (continued)

The market value of the Funds held on behalf of the Conservancy by The Winnipeg Foundation at December 31 are as follows:

	2016	2015
Lyric Program Fund	**$ 83,454**	$ 80,870
Assiniboine Park Bandshell Inc. Fund	**277,925**	269,317
Assiniboine Park Zoo Endowment Fund	**20,879**	20,232
Leo Mol Sculpture Garden Fund	**299,300**	216,716
Assiniboine Park Conservancy Fund	**57,407**	31,315
ParkShare Endowment Fund	**162,958**	-
	$ 901,923	$ 618,450

The purpose of the Lyric Program Fund and the Assiniboine Park Bandshell Inc. Fund is to provide income to support the operation and ongoing maintenance of the Lyric Theatre. The purpose of the Assiniboine Park Zoo Endowment Fund is to provide income to support the operation and on-going maintenance of Assiniboine Park Zoo. The purpose of the Leo Mol Sculpture garden Fund is to upkeep, maintain and sustain the Leo Mol Sculpture Garden located within the Assiniboine Park. The Assiniboine Park Conservancy Fund is designated as a general fund whose income is to be used at the discretion of the Board of Directors of the Conservancy. The ParkShare Endowment Fund provides subsidized accessibility to Assiniboine Park and Zoo programming, admissions and transportation for children, youth and senior groups facing economic barriers.

During the year, the Winnipeg Foundation distributed $18,481 (2015 - $33,000) in income to the Conservancy from these Funds. In addition, $9,612 (2015 - $15,255) in income for the Leo Mol Sculpture Fund and $6,906 (2015 - $nil) in income for the ParkShare Endowment Fund was capitalized. During the year, Assiniboine Park Conservancy Inc. transferred $65,889 to the Winnipeg Foundation in gifts received from donors in support of the ParkShare Endowment Fund.

12. Conservation and Research

During the year, $59,573 (2015 - $44,354) in deferred Conservation and Research grants and restricted gifts were included in revenue to offset current year Conservation and Research expenses of $59,573 (2015 - $44,354). In addition, operating funds were used to support Conservation and Research activities including animal acquisitions, research, salaries and supplies in the amount of $179,973 (2015 - $160,183).

13. Interfund Transfers and Internally Restricted New Assets

In the current year, $150,000 of unrestricted net assets was transferred to the Internally Restricted Fund to support the fiscal stabilization reserve. The internally restricted amounts are not available for unrestricted purposes without approval of the Board of Directors.

14. Capital Management

The objective of the Board of Directors of Assiniboine Park Conservancy Inc., when managing capital, is to safeguard the ability of the Conservancy to continue as a going concern. The Board of Directors considers capital management in two components: First, for the Conservancy's capital activities, capital is raised through government contributions and private sector fundraising. Authorization of capital projects is provided as funding for each redevelopment project is confirmed. Second, for the Conservancy's operating activities, the Board seeks to operate with a modest surplus annually so that sufficient net assets are retained to manage the risk inherent in the Conservancy's expanding operations. The Board of Directors manages the capital structure and makes adjustments to it in the light of changes in economic conditions and the risk characteristics of the underlying assets. There have been no significant changes to the Board's capital management policy during the past year.

15. Non-Monetary Transactions

During the year, the Conservancy received amounts for operating purposes of $74,049 (2015 - $35,279) without consideration. The conservancy also received a gift of fine art without consideration which were capitalized as art collections of $260,000 (2015 - $68,650). The Conservancy self-assessed and paid the Manitoba Retail Sales Tax of $20,800, which is reflected in the Statement of Changes in Net Assets as an interfund transfer from Unrestricted Net Assets to Restricted Net Assets.

The transactions were recorded at the fair value of the goods or services received.

16. Commitments

The Conservancy has numerous capital contractual agreements with companies for ongoing capital projects at the Park. Total contract values committed to under signed agreements as at December 31, 2016 is $223,731 (2015 - $458,000). These amounts are to be paid over the construction period of the projects which are expected to be ready for use in future years.

17. Comparative Figures

Certain of the prior period comparative figures have been reclassified to conform to the current year's method of presentation.

2016 Other
Detailed Financial Statements



Photo: Dan Harpos, courtesy Tourism Winnipeg

ECONOMIC DEVELOPMENT WINNIPEG INC.

STATEMENT OF FINANCIAL POSITION

December 31, 2016 with comparative information for 2015

	2016	2015
ASSETS		
Current assets:		
Cash	**$ 716,741**	$ 728,528
Investments (Note 3)	**674,325**	845,969
Accounts receivable	**478,131**	77,947
Prepaid expenses	**123,483**	139,368
	1,992,680	1,791,812
Capital assets (Note 4)	**567,809**	75,867
	$ 2,560,489	$ 1,867,679
LIABILITIES, DEFERRED CONTRIBUTIONS AND NET ASSETS		
Current liabilities:		
Accounts payable and accrued liabilities	**$ 417,622**	$ 190,046
Deferred rent	**25,967**	8,318
Deferred lease inducement	**360,000**	-
Deferred contributions:		
Future expenses (Note 5)	**253,758**	229,605
	1,057,347	427,969
Net assets:		
Invested in capital assets	**567,809**	75,867
Unrestricted	**935,333**	564,990
Internally restricted:		
Appropriated for Yes! Winnipeg initiative reserve (Note 6)	**-**	110,000
Appropriated for contingency reserve (Note 6)	**-**	688,853
	1,503,142	1,439,710
Commitments (Note 7)		
	$ 2,560,489	$ 1,867,679

See accompanying notes to financial statements

ECONOMIC DEVELOPMENT WINNIPEG INC.

STATEMENT OF REVENUE AND EXPENDITURES

Year ended December 31, 2016 with comparative information for 2015

	2016	2015
REVENUE		
Funding:		
The City of Winnipeg	**$ 2,812,200**	$ 2,394,129
Province of Manitoba	**1,412,000**	1,412,000
Partnerships and investors contributions	**1,261,435**	1,473,533
Interest	**11,188**	15,596
	5,496,823	5,295,258
EXPENDITURES		
Initiatives and marketing	**1,588,748**	1,560,371
Personnel	**3,318,371**	3,191,301
Administrative	**303,298**	315,518
Occupancy and facilities	**222,974**	226,260
	5,433,391	5,293,450
EXCESS OF REVENUE OVER EXPENDITURES	**$ 63,432**	$ 1,808

See accompanying notes to financial statements

ECONOMIC DEVELOPMENT WINNIPEG INC.

STATEMENT OF CHANGES IN NET ASSETS

Year ended December 31, 2016 with comparative information for 2015

	Unrestricted			Internally restricted			
	Invested in Capital Assets	**Operating**	**Yes! Winnipeg Initiative**	**Contingency Reserve**	**Yes! Winnipeg Initiative Reserve**	**2016 Total**	2015 Total
Balances, beginning of year	**$ 75,867**	**$ 433,402**	**$ 131,588**	**$ 688,853**	**$ 110,000**	**$ 1,439,710**	$ 1,437,902
Excess (deficiency) of revenue over expenditures	**(38,662)**	**102,094**	-	-	-	**63,432**	1,808
Transfer of funds from internally restricted (Note 6)	-	**798,853**	-	**(688,853)**	**(110,000)**	-	-
Transfer of unrestricted funds from Yes! Winnipeg initiative (Note 6)	-	**131,588**	**(131,588)**	-	-	-	-
Transfer for acquisition of capital assets	**530,604**	**(530,604)**	-	-	-	-	-
Balances, end of year	**$ 567,809**	**$ 935,333**	**$ -**	**$ -**	**$ -**	**$ 1,503,142**	$ 1,439,710

See accompanying notes to financial statements

ECONOMIC DEVELOPMENT WINNIPEG INC.

STATEMENT OF CASH FLOWS

Year ended December 31, 2016 with comparative information for 2015

	2016	2015
Cash provided by (used in)		
OPERATING ACTIVITIES		
Excess of revenue over expenditures	**$ 63,432**	$ 1,808
Items not involving cash:		
Amortization of capital assets	**38,662**	31,253
Amortization of deferred rent	**17,649**	(9,981)
Change in non-cash operating working capital:		
Accounts receivable	**(40,184)**	(6,782)
Prepaid expenses	**15,885**	(49,764)
Accounts payable and accrued liabilities	**227,576**	55,468
Net increase (decrease) in deferred contributions future expenses	**24,153**	(361,221)
	347,173	(339,219)
CAPITAL ACTIVITIES		
Purchase of capital assets	**(530,604)**	(61,669)
INVESTING ACTIVITIES		
Investments, net	**171,644**	(4,016)
DECREASE IN CASH	**(11,787)**	(404,904)
CASH, beginning of year	**728,528**	1,133,432
CASH, end of year	**$ 716,741**	$ 728,528
Supplementary cash flow information:		
Deferred lease inducement included in accounts receivable	**$ 360,000**	$ -

See accompanying notes to financial statements

ECONOMIC DEVELOPMENT WINNIPEG INC.

NOTES TO FINANCIAL STATEMENTS

Year ended December 31, 2016

1. General:

Economic Development Winnipeg Inc. (EDW or the Organization) is the City of Winnipeg's lead economic development and tourism organization. EDW is an arm's length organization led by an independent private sector Board of Directors appointed by the members. The City of Winnipeg and the Province of Manitoba are the members and provide core funding to the Organization.

EDW facilitates investment promotion and attraction, capacity building, marketing and the management of market information. EDW leads global investment attraction, and local business retention and expansion through its Yes! Winnipeg sales team. EDW is also responsible for the City's tourism development activities, which it orchestrates through its Tourism Winnipeg team. Tourism Winnipeg's mission is to facilitate a healthy, prosperous, responsible and fully integrated tourism industry that enhances Winnipeg's economic growth.

2. Significant accounting policies:

The financial statements have been prepared by management in accordance with Canadian public sector accounting standards including the 4200 standards for government not-for-profit organizations and include the following significant accounting policies:

a) Revenue recognition:

The Organization follows the deferral method of accounting for contributions. Externally restricted contributions are recognized as revenue in the period in which the related expenses are incurred.

Unrestricted contributions are recognized as revenue when received or receivable if the amount to be received can be reasonably estimated and collection is reasonably assured.

Contributions restricted for the purchase of capital assets are deferred and amortized into revenue on a straight-line basis at a rate corresponding with the amortization rate for the related capital assets.

b) Financial instruments:

Financial instruments are recorded at fair value on initial recognition. All financial instruments are subsequently recorded at cost or amortized cost unless management has elected to carry the instruments at fair value. Management has elected to record all investments at fair value as they are managed and evaluated on a fair value basis.

Unrealized changes in fair value are recognized in the statement of re-measurement gains and losses until they are realized, when they are transferred to the Statement of Revenue and Expenditures.

The Organization did not incur any remeasurement gains and losses during the year ended December 31, 2016 (2015 - nil) and therefore a statement of remeasurement gains and losses is not required to be included in these financial statements.

All financial assets are assessed for impairment on an annual basis. When a decline is determined to be other than temporary, the amount of the loss is reported in the Statement of Revenue and Expenditures and any unrealized gain is adjusted through the statement of remeasurement gains and losses.

2. Significant accounting policies (continued):

When the asset is sold, the unrealized gains and losses previously recognized in the statement of re-measurement gains and losses are reversed and recognized in the Statement of Revenue and Expenditures.

All financial instruments recognized at fair value are classified using a fair value hierarchy, which includes three levels of information that may be used to measure fair value:

- Level 1 - Unadjusted quoted market prices in active markets for identical assets or liabilities;
- Level 2 - Observable or corroborated inputs, other than level 1, such as quoted prices for similar assets or liabilities in inactive markets or market data for substantially the full term of the assets or liabilities; and
- Level 3 - Unobservable inputs that are supported by little or no market activity and that are significant to the fair value of the assets and liabilities.

c) Capital assets:

Capital assets are recorded at cost. Amortization is calculated on a straight-line basis to amortize the cost of the assets less their residual values over their estimated useful lives as follows:

Asset	Rate
Computer hardware and software	2 - 3 years
Office furniture and fixtures	5 years
Leasehold improvements	Over the term of the related lease

d) Deferred rent:

As part of the Organization's operating premises lease, a period of free rent was incurred and is being amortized over the term of the related lease. This lease also has escalating rents which are expensed on a straight-line basis over the period of the lease.

e) Deferred lease inducement:

The Organization leases its office space. Landlord inducements are deferred and amortized as reductions to rent expense on a straight-line basis over the same period.

f) Income taxes:

The Organization is a not-for-profit organization under the *Income Tax Act* and, accordingly, is exempt from income taxes, providing certain requirements of the *Income Tax Act* are met.

f) Use of estimates:

The preparation of financial statements requires management to make estimates and assumptions that affect the reported amounts of assets and liabilities, the disclosure of contingent assets and liabilities at the date of the financial statements and the reported amounts of revenues and expenses during the year. Actual results could differ from those estimates.

3. Investments:

Investments consist of investments in money market instruments aggregating $563,779 (2015 - $691,301) and guaranteed investment certificates aggregating $110,546 (2015 - $154,668). The fair value of investments has been determined using Level 1 of the fair value hierarchy.

4. Capital assets:

	Cost	Accumulated Amortization	2016 Net Book Value	2015 Net Book Value
Computer hardware and software	**$ 117,637**	**$ 53,562**	**$ 64,075**	$ 43,963
Office furniture and fixtures	**169,645**	**44,146**	**125,499**	16,654
Leasehold improvements	**664,258**	**286,023**	**378,235**	15,250
	$ 951,540	**$ 383,731**	**$ 567,809**	$ 75,867

5. Deferred contributions - future expenses:

The deferred contributions are externally restricted contributions that have been received and relate to expenses to be incurred in future years.

	2016	2015
Balance, beginning of year	**$ 229,605**	$ 590,826
Amounts received during the year	**1,016,521**	837,880
	1,246,126	1,428,706
Less: amounts recognized into revenue in the year	**(992,368)**	(1,199,101)
Balance, end of year	**$ 253,758**	$ 229,605

Deferred contributions for future expenses are related to the following initiatives:

	2016	2015
Yes! Winnipeg:		
Province of Manitoba funding	**$ 135,000**	$ -
Investors contributions	**100,000**	180,100
Team Winnipeg	**13,228**	29,756
Winnipeg Tour Connection	**5,530**	9,741
Thunderbird House Project	**-**	10,008
Balance, end of year	**$ 253,758**	$ 229,605

6. Internally restricted:

(a) Yes! Winnipeg initiative reserve:

The Yes! Winnipeg initiative reserve was established by the Board of Directors during fiscal 2011 to internally restrict net assets of the Organization for funds to be available for contractual obligations in the event that operating funding for the initiative is terminated. For the year ended December 31, 2016, the Board approved a motion to remove the restriction of this reserve and transferred $110,000 from the Yes! Winnipeg initiative reserve to unrestricted net assets.

(b) Contingency reserve:

A contingency reserve was established to accumulate funds to be available for employee contractual obligations in the event that operating funding for the Organization is terminated by the City of Winnipeg and the Province of Manitoba. For the year ended December 31, 2016, the Board approved a motion to remove the restriction of this reserve and transferred $688,853 from the contingency reserve to unrestricted net assets.

7. Commitments:

The Organization is committed under leases for office premises for a total of $1,584,000. The minimum lease payments over the next five years are as follows:

2017	144,000
2018	144,000
2019	152,000
2020	152,000
2021	160,000

8. Segregated fund:

The Organization holds funds that are segregated for partners (including the Organization) in a separate account for a special event marketing fund. This fund is held in interest-bearing accounts for the benefit of special event marketing activities. Payments to the special event marketing fund are based on recommendations approved by The City of Winnipeg's council on October 22, 2008.

The balances of these funds and the income and expenditures associated therewith are not included in these financial statements.

	2016	2015
Special event marketing fund:		
Balance, beginning of year	**$ 781,507**	$ 1,298,751
Funds received during the year	**1,117,200**	598,940
Funds used during the year	**(1,142,118)**	(1,125,583)
Interest earned	**3,915**	9,399
Balance, end of year, and amount of funds held	**$ 760,504**	$ 781,507

8. Segregated funds (continued):

The funds of $760,504 held at December 31, 2016 have been committed from the special event marketing fund towards several tourism attractions occurring during fiscal 2017. In addition, the following commitments have been entered into from the special marketing fund towards several tourism attractions utilizing funds to be received within the fiscal years or carried over from the previous fiscal year:

2017	$ 1,205,380
2018	302,479
2019	58,584
2020	252,813

9. Financial risks:

The Organization has exposure to the following risks associated with its financial instruments:

(a) Credit risk:

Credit risk refers to the risk that a counterparty may default on its contractual obligations resulting in a financial loss. The Organization is exposed to credit risk with respect to the accounts receivable, cash and investments.

9. Financial risks (continued):

The Organization assesses, on a continuous basis, accounts receivable and provides for any amounts that are not collectible in the allowance for doubtful accounts. The maximum exposure to credit risk of the Organization at December 31, 2016 is the carrying value of these assets.

At December 31, 2016, all accounts receivable were current. There were no amounts past due.

The maximum exposure to investment credit risk is as disclosed in Note 3.

There have been no significant changes to the credit risk exposure from 2015.

(b) Liquidity risk:

Liquidity risk is the risk that the Organization will be unable to fulfill its obligations on a timely basis or at a reasonable cost. The Organization manages liquidity risk by monitoring its operating requirements. The Organization prepares budgets and cash forecasts to ensure it has sufficient funds to fulfill its obligations.

All accounts payable and accrued liabilities are due within fiscal 2017.

There have been no significant changes to the liquidity risk exposure from 2015.

10. Defined contribution plan:

The employees of the Organization are members of a voluntary group registered retirement savings plan administered by RBC Asset Management Inc.

Employer contributions made to the plan during the year amounted to $108,060 (2015 - $100,759).

Photo: Brian Gould, courtesy Tourism Winnipeg

Photo: Chelsea Marie Martin, courtesy Tourism Winnipeg

THE SINKING FUND TRUSTEES OF THE CITY OF WINNIPEG

His Worship the Mayor
and Members of the Council
of the City of Winnipeg

Ladies and Gentlemen:

Pursuant to the requirements of **The City of Winnipeg Charter**, the Sinking Fund Trustees submit the 2016 audited financial statements of the Sinking Fund.

You will note in the financial statements that the Sinking Fund reported a net loss of $1,201,000 for the year ended December 31, 2016 and a balance of deficit in the amount of $15,943,000 as at December 31, 2016.

The rates of interest earned by the Fund for the years 2007 to 2016 are shown below:

2007.....5.46%	2012.....2.95%
2008.....5.15%	2013.....3.30%
2009.....4.39%	2014.....2.13%
2010.....3.81%	2015.....2.04%
2011.....3.41%	2016.....1.81%

Changes in the sinking fund reserve during 2016 are summarized as follows. The total reserve for retirement of debenture debt increased to $107,872,000 as at December 31, 2016 (2015 - $105,676,000) of which $80,000,000 represents full funding of all future Sinking Fund installments and interest on the Winnipeg Hydro portion of the City's Sinking Fund debt as provided for by the Manitoba Hydro Electric Board bonds held by the Sinking Fund.

Sinking funds are invested in securities with maturities which closely match the current position of related reserves.

The Sinking Fund will pay to the City of Winnipeg the amount of levies actually received by the Fund together with accumulated interest in respect thereof. In the event of a Sinking Fund deficit at the maturity of a Sinking Fund issue, The City of Winnipeg Charter, Section 304(2), authorizes The City of Winnipeg, if it so chooses, to apply to the Minister of Finance to borrow an amount of money sufficient to discharge the Sinking Fund debt in full.

Respectfully submitted,

E. STEFANSON Chairman

M. RUTA Trustee

N. THEODOROU Trustee

G. STESKI Trustee

L. DERRY Secretary

THE SINKING FUND TRUSTEES OF THE CITY OF WINNIPEG

STATEMENT OF FINANCIAL POSITION

As at December 31
(in thousands of dollars)

	2016	2015
ASSETS		
Cash and short-term investments (Note 3)	**$ 1,277**	$ 113
Accrued interest receivable	**1,689**	1,689
Investment in bonds and debentures (Schedule 1)	**90,603**	90,773
	$ 93,569	$ 92,575
LIABILITIES, RESERVE AND SURPLUS		
Accrued interest payable (Note 5)	**$ 1,628**	$ 1,628
Accrued liabilities	**12**	13
	1,640	1,641
Reserve for retirement of debenture debt (Note 6)	**107,872**	105,676
Deficit (Note 9)	**(15,943)**	(14,742)
	$ 93,569	$ 92,575

See accompanying notes and schedules to the financial statements

THE SINKING FUND TRUSTEES OF THE CITY OF WINNIPEG

STATEMENT OF LOSS

For the years ended December 31
(in thousands of dollars)

	2016	2015
Interest income (Schedule 2)	**$ 4,993**	$ 5,832
Interest requirements - debenture debt reserves	**(1,289)**	(2,654)
Interest requirements - Manitoba Hydro bonds (Note 8)	**(4,790)**	(5,188)
Deficit of interest earned under requirements	**(1,086)**	(2,010)
Net gain on disposal of investments	**-**	30
	(1,086)	(1,980)
Administration expenses	**115**	121
Net loss for the year	**$ (1,201)**	$ (2,101)

See accompanying notes and schedules to the financial statements

THE SINKING FUND TRUSTEES OF THE CITY OF WINNIPEG

STATEMENT OF DEFICIT

For the years ended December 31
(in thousands of dollars)

	2016	2015
Balance, beginning of year	**$ (14,742)**	$ (12,641)
Less:		
Net loss for the year	**(1,201)**	(2,101)
Balance, end of year (Note 9)	**$ (15,943)**	$ (14,742)

See accompanying notes and schedules to the financial statements

THE SINKING FUND TRUSTEES
OF THE CITY OF WINNIPEG

STATEMENT OF RESERVE FOR RETIREMENT OF DEBENTURE DEBT

For the years ended December 31
(in thousands of dollars)

	2016	2015
Balance, beginning of year	**$ 105,676**	$ 199,453
Add:		
Installments - City of Winnipeg (Note 8)	**907**	3,569
Interest credited - debenture debt reserves	**1,289**	2,654
	107,872	205,676
Deduct:		
Applied to debt redemption (Note 6)	**-**	100,000
Balance, end of year	**$ 107,872**	$ 105,676

See accompanying notes and schedules to the financial statements

THE SINKING FUND TRUSTEES OF THE CITY OF WINNIPEG

STATEMENT OF CASH FLOWS

For the years ended December 31
(in thousands of dollars)

	2016	2015
CASH PROVIDED BY (USED IN)		
OPERATING ACTIVITIES		
Net loss	**$ (1,201)**	$ (2,101)
Income accrued - bond residues and coupons	**(21)**	(44)
Net bond premium amortization	**192**	881
Interest requirements - debenture debt reserves	**1,289**	2,654
Net gain on disposal of investments	**-**	(30)
Change in non-cash operating accounts	**(2)**	596
	257	1,956
FINANCING ACTIVITIES		
Applied to debt redemption (Note 6)	**-**	(100,000)
Installments - City of Winnipeg (Note 8)	**907**	3,569
	907	(96,431)
INVESTING ACTIVITIES		
Acquisition of investments in bonds and debentures	**-**	(4,966)
Proceeds from bond and debenture sales	**-**	3,253
Proceeds from bond and debenture maturities	**-**	75,340
	-	73,627
Increase (Decrease) in cash and short-term investments	**1,164**	(20,848)
Cash and short-term investments, beginning of period	**113**	20,961
Cash and short-term investments, end of period	**$ 1,277**	$ 113
Cash and short-term investments consists of:		
Cash	**$ 188**	$ 113
Short-term investments	**1,089**	-
	$ 1,277	$ 113

See accompanying notes and schedules to the financial statements

THE SINKING FUND TRUSTEES OF THE CITY OF WINNIPEG

NOTES TO THE FINANCIAL STATEMENTS

As at December 31, 2016
(in thousands of dollars)

1. Status of The Sinking Fund Trustees of The City of Winnipeg

The Sinking Fund Trustees of The City of Winnipeg (the " Fund ") was established as a body corporate by subsection 314(1) of The City of Winnipeg Act, a statute of the Legislature of the Province of Manitoba (" the province "). The City of Winnipeg Act was repealed by the province effective January 1, 2003 and replaced by The City of Winnipeg Charter, a statute of the province. Under section 520 of The City of Winnipeg Charter, The Sinking Fund Trustees continue to have the same rights and obligations as outlined under the former City of Winnipeg Act for Sinking Fund debentures issued prior to December 31, 2002 and any future refinancing of these debentures.

2. Significant Accounting Policies

These financial statements have been prepared in accordance with Canadian Accounting Standards for Private Enterprises.

The significant accounting policies are summarized as follows:

a) Investment in bonds and debentures

Bonds and debentures are carried at cost plus accumulated amortization. Discounts and premiums arising on the purchase of these investments are amortized over the remaining terms to maturity with annual amortization computed at amounts which, when combined with actual income received, result in a constant effective yield on the amortized book value.

Bond residues and coupons are carried at cost plus accrued income. Income is accrued on the book value of the investments at a rate equivalent to the effective yield on the investment.

For these bonds and debentures, which are measured at amortized cost, the Fund recognizes in net income an impairment loss, if any, when it determines that a significant adverse change has occurred during the period in the expected timing or amount of future cash flows. When the extent of impairment of a previously written-down asset decreases and the decrease can be related to an event occurring after the impairment was recognized, the previously recognized impairment loss shall be reversed in net income in the period the reversal occurs.

b) Use of estimates

Financial statements prepared in accordance with Canadian Accounting Standards for Private Enterprises require management to make estimates and assumptions that affect the reported amounts of assets and liabilities at the date of the financial statements and the reported amounts of revenues and expenses during the reporting period. The valuation of investments is the most significant component of the financial statements subject to estimates. Actual results could differ from these estimates.

3. Cash and Short-Term Investments

Cash is held on deposit with a major Canadian Chartered Bank.

Short-term investments represent short-term debt securities of Schedule 1 Canadian Chartered Banks with a term to maturity of less than one year.

4. Interest Rate and Credit Risk

a) Interest rate risk

Interest rate risk refers to the adverse consequences of interest rate changes on the Fund's cash flows, financial position and income. This risk arises from differences in the timing and amount of cash flows related to the Fund's assets and liabilities. The value of the Fund's assets is affected by short-term changes in nominal interest rates.

The effective rate of interest earned by the Fund for the year ended December 31, 2016 was 1.81% (2015 - 2.04%).

The term to maturity and related book and par values of investments in bonds and debentures held by the fund at December 31, 2016 are as follows:

	2016		2015	
Term To Maturity	**Par Value**	**Book Value**	Par Value	Book Value
Less than one year	$ 30,480	$ 30,603	$ -	$ -
Two to five years	-	-	30,480	30,773
Greater than five years	60,000	60,000	60,000	60,000
	$ 90,480	$ 90,603	$ 90,480	$ 90,773

b) Credit risk

Credit risk arises from the potential for an investee to fail or to default on its contractual obligations to the Fund.

At December 31, 2016 the Fund's maximum credit risk exposure at fair market value was $93,429 (2015 - $92,582).

The Fund limits credit risk by investing in short-term investments and bonds and debentures of investees that are considered to be high quality credits (rated A or higher) and by utilizing an internal Investment Policy Guideline monitoring process.

5. Purchase of Winnipeg Hydro by Manitoba Hydro

Manitoba Hydro purchased Winnipeg Hydro from The City of Winnipeg on September 3, 2002. In accordance with the Asset Purchase Agreement between The City of Winnipeg and Manitoba Hydro and The Purchase of Winnipeg Hydro Act, a statute of the Legislature of the Province of Manitoba, the Sinking Fund is required to:

a) Hold the Manitoba Hydro Electric Board bonds issued by Manitoba Hydro to the City in connection with the Winnipeg Hydro portion of the City's debt. The bonds were issued for the purpose of enabling the City to repay the Winnipeg Hydro portion of the City's debt, and were issued with identical terms and conditions as to par value, interest and date of maturity as the Winnipeg Hydro portion of the City's debt. The bonds are guaranteed by the Province of Manitoba and are non-transferable and non-redeemable prior to maturity.

5. Purchase of Winnipeg Hydro by Manitoba Hydro (continued)

The book value of the Manitoba Hydro Electric Board bonds as at December 31, 2016 amounted to $80,000 (2015 - $80,000).

b) Pay all principal and interest received on the Manitoba Hydro bonds to the City for the payment of principal and interest on the Winnipeg Hydro portion of the City's debt.

Accrued interest receivable and identical offsetting accrued interest payable on the Manitoba Hydro bonds amounted to $1,628 at December 31, 2016 (2015 - $1,628).

As the receipt of the Manitoba Hydro bonds represents full funding of all future Sinking Fund installments and interest related to the Winnipeg Hydro portion of the City's Sinking Fund debt, no further amounts are required to be levied and contributed to the Sinking Fund in respect of this portion of the debt.

6. Reserve for Retirement of Debenture Debt

As at December 31, 2016 the reserve for retirement of debenture debt is allocated towards Sinking Fund debentures as follows:

Maturity Year	Amortized Cost			Maturity Value
	Hydro Portion	Other Purposes	Total	
2017	$ 20,000	$ 27,872	$ 47,872	$ 50,000
2029	60,000	-	60,000	60,000
	$ 80,000	$ 27,872	$ 107,872	$ 110,000

The amortized cost of the reserve for retirement of debenture debt is calculated using an assumed annual discount rate of 5% which was set by The City of Winnipeg in the applicable Sinking Fund Debenture By-laws.

As at December 31, 2016, the reserve for retirement of debenture debt includes $80,000 (2015 - $80,000) representing full funding of all future Sinking Fund installments and interest on the Winnipeg Hydro portion of the City's Sinking Fund debt as provided for by the Manitoba Hydro Electric Board bonds held by the Sinking Fund.

7. Capital

The Fund's objectives when managing capital are:

a) To pay The City of Winnipeg at or before the maturity of each respective sinking fund debenture all amounts collected by way of levy together with interest earned thereon.

b) To invest all levies received in accordance with the guidelines outlined in the Fund's Statement of Investment Policies and Procedures in order to maximize the investment return on the Fund within the allowable level of risk mandated by The City of Winnipeg Act.

The fund invests in securities with maturities which closely match the current sinking fund debenture maturity dates.

8. Related Party Transactions

The Sinking Fund and The City of Winnipeg entered into an Investment Management Agreement on April 1, 2011, whereby the City of Winnipeg provides investment management and administrative services to the Fund for an annual management fee. The Fund is the managed party under the Investment Management Agreement.

For the year ended December 31, 2016, the Fund and the City of Winnipeg entered into the following transactions which were all in the normal course of operations for the Fund:

The City of Winnipeg paid $907 (2015 - $3,569) in levies to the Fund at the amounts prescribed by the applicable Sinking Fund debenture By-laws.

The City of Winnipeg paid $176 (2015 - $966) of coupon interest to the Fund on City of Winnipeg debentures held by the Fund. The coupon interest payments were at fair value.

The Fund paid $4,790 (2015 - $5,337) of Manitoba Hydro Electric Board bond coupon interest to the City of Winnipeg. These coupon interest payments were at the amount prescribed by The Purchase of Winnipeg Hydro Act.

The Fund paid investment management fees of $100 (2015 - $100) to the City of Winnipeg as required under the Investment Management Agreement.

9. Sinking Fund Deficit

The Fund will pay to the City of Winnipeg the amount of levies actually received by the Fund together with accumulated interest in respect thereof. In the event of a Sinking Fund deficit at the maturity of a Sinking Fund issue, The City of Winnipeg Charter, Section 304(2), authorizes The City of Winnipeg, if it so chooses, to apply to the Minister of Finance to borrow an amount of money sufficient to discharge the Sinking Fund debt in full.

THE SINKING FUND TRUSTEES OF THE CITY OF WINNIPEG

Schedule 1

SCHEDULE OF INVESTMENTS

As at December 31
(in thousands of dollars)

	2016					2015	
	Par Value	**Market Value**	**%**	**Book Value**	**%**	Book Value	%
Investment in bonds and debentures							
Provincial and Provincial guaranteed (Notes 5 and 6)	**$ 83,818**	**$ 83,852**	**93**	**$ 83,822**	**93**	$ 83,828	93
Municipal	**2,650**	**2,670**	**3**	**2,670**	**3**	2,724	3
City of Winnipeg	**2,817**	**2,946**	**3**	**2,935**	**3**	3,066	3
	$ 89,285	**89,468**	**99**	**89,427**	**99**	89,618	99
Bond residues and coupons							
City of Winnipeg		**1,182**	**1**	**1,176**	**1**	1,155	1
		$ 90,650	**100**	**$ 90,603**	**100**	$ 90,773	100

THE SINKING FUND TRUSTEES OF THE CITY OF WINNIPEG

Schedule 2

SCHEDULE OF INTEREST INCOME

For the years ended December 31
(in thousands of dollars)

	2016	2015
Interest on bonds and debentures	**$ 5,162**	$ 6,552
Income accrued - bond residues and coupons	**21**	44
Bank and short-term investments interest	**1**	116
Securities lending income	**1**	1
Net bond (premium) discount amortization	**(192)**	(881)
	$ 4,993	$ 5,832

THE CITY OF WINNIPEG
SINKING FUND

STATEMENT OF FINANCIAL POSITION

As at December 31
(in thousands of dollars)
(unaudited)

	2016	2015
ASSETS		
Investment in bonds and debentures (Schedule 1)	**$ 82,444**	$ 64,207
Call loans - General Revenue Fund (Note 3)	**4,269**	48
Accrued interest receivable	**750**	685
	$ 87,463	$ 64,940
LIABILITIES		
Premium on Long Term Debt (Note 5)	**$ 33,781**	$ 22,758
RESERVE		
Reserve for retirement of debenture debt	**53,682**	42,182
	$ 87,463	$ 64,940

See accompanying notes and schedules to the financial statements

THE CITY OF WINNIPEG
SINKING FUND

STATEMENT OF RESERVE FOR RETIREMENT OF DEBENTURE DEBT

For the years ended December 31
(in thousands of dollars)
(unaudited)

	2016	2015
Balance, beginning of year	**$ 42,182**	$ 31,352
Add:		
Installments - General Revenue Fund	**3,404**	1,387
Installments - Waterworks System	**2,836**	2,836
Interest income (Schedule 2)	**2,099**	1,706
Installments - Reserves	**1,371**	901
Installments - Transit System	**1,264**	1,205
Installments - Municipal Accommodations	**624**	2,187
Gain on sale of assets	**91**	752
	53,871	42,326
Deduct:		
Transfer to General Revenue Fund - investment management fees	**189**	144
Balance, end of year	**$ 53,682**	$ 42,182

See accompanying notes and schedules to the financial statements

THE CITY OF WINNIPEG
SINKING FUND

NOTES TO THE FINANCIAL STATEMENTS

December 31, 2016
(all tabular amounts are in thousands of dollars, unless otherwise noted)
(unaudited)

1. Status of The City of Winnipeg Sinking Fund

The City of Winnipeg Act was repealed by the Province of Manitoba ("Province") effective January 1, 2003 and replaced by The City of Winnipeg Charter, a statute of the Province. Under the new charter the Public Service became responsible for managing the sinking funds of any sinking fund debenture issued after January 1, 2003.

2. Significant Accounting Policies

These financial statements have been prepared in accordance with the significant accounting policies summarized as follows:

a) Bonds and debentures

Bonds and debentures are carried at cost plus accumulated amortization. Discounts and premiums arising on the purchase of these investments are amortized over the remaining terms to maturity with annual amortization computed at amounts which, when combined with actual income received, result in a constant effective yield on the amortized book value.

b) Bond residues and coupons

Bond residues and coupons are carried at cost plus accrued income. Income is accrued on the book value of the investments at a rate equivalent to the effective yield of each investment.

3. Call Loans - General Revenue Fund

Call loans represent short-term investments held by the General Revenue Fund which are callable by The City of Winnipeg Sinking Fund ("Fund") upon one business day notice. Call loans are recorded at cost, which together with accrued interest income, approximates fair value.

4. Interest Rate and Credit Risk

a) Interest rate risk

Interest rate risk refers to the adverse consequences of interest rate changes on the Fund's cash flows, financial position and income. This risk arises from differences in the timing and amount of cash flows related to the Fund's assets and liabilities. The value of the Fund's assets is affected by short-term changes in nominal interest rates.

The effective rate of interest earned by the Fund for the year ended December 31, 2016 was 3.6% (2015 - 3.6%).

4. Interest Rate and Credit Risk (continued)

The term to maturity and related book and par values of investments in bonds and debentures held by the fund at December 31, 2016 are as follows:

Term To Maturity	Par Value	Book Value
Greater than five years	$ 76,797	$ 82,444

b) Credit risk

Credit risk arises from the potential for an investee to fail or to default on its contractual obligations to the Fund.

At December 31, 2016 the Fund's maximum credit risk exposure at fair market value was $89,823 thousand.

The Fund limits credit risk by investing in bonds and debentures of investees that are considered to be high quality credits and by utilizing an internal Investment Policy adopted by City Council.

5. Debt

Included in the Statement of Financial Position is a premium on long term debt issued between 2012 and 2016 offset by investments that will be used for making semi-annual debt service payments on the sinking fund debentures.

THE CITY OF WINNIPEG
SINKING FUND

Schedule 1

SCHEDULE OF INVESTMENTS

As at December 31
(in thousands of dollars)
(unaudited)

	2016					2015	
	Par Value	**Market Value**	**%**	**Book Value**	**%**	Book Value	%
Investment in bonds and debentures							
Other Municipalities	**$ 44,130**	**$ 48,450**	**57**	**$ 47,244**	**57**	$ 36,359	57
City of Winnipeg	**22,667**	**26,520**	**31**	**25,220**	**31**	22,686	35
Provincial and Provincial guaranteed	**10,000**	**9,834**	**12**	**9,980**	**12**	5,162	8
	$ 76,797	**$ 84,804**	**100**	**$ 82,444**	**100**	$ 64,207	100

THE CITY OF WINNIPEG
SINKING FUND

Schedule 2

SCHEDULE OF INTEREST INCOME

For the years ended December 31
(in thousands of dollars)
(unaudited)

	2016	2015
Interest on bonds and debentures	**$ 2,094**	$ 1,697
Call fund interest	**5**	9
	$ 2,099	$ 1,706

NORTH PORTAGE DEVELOPMENT CORPORATION

CONSOLIDATED STATEMENT OF LOSS AND COMPREHENSIVE LOSS

Year ended March 31

	2016	2015 (Note 21)
REVENUE		
Parking	**$ 6,559,895**	$ 5,936,158
The Forks Market	**2,274,663**	2,091,868
Events, sponsorship, grants and recoveries	**1,219,781**	1,358,659
Lease	**1,323,470**	1,313,532
Rental	**231,427**	53,241
Investment	**316,855**	442,086
	11,926,091	11,195,544
EXPENSES		
Parking	**1,218,268**	1,098,362
The Forks Market	**2,168,234**	1,871,332
The Forks Site and events	**2,482,275**	2,270,339
Rental	**110,598**	34,207
Investment	**105,534**	108,668
Planning and development	**138,812**	343,429
Marketing and communications	**444,412**	458,024
General and administrative	**3,389,446**	3,310,982
	10,057,579	9,495,343
OPERATING INCOME BEFORE THE FOLLOWING	**1,868,512**	1,700,201
Interest expense (Note 16)	**(612,137)**	(633,112)
INCOME BEFORE AMORTIZATION	**1,256,375**	1,067,089
Amortization	**(2,241,583)**	(2,173,455)
LOSS BEFORE THE FOLLOWING	**(985,208)**	(1,106,366)
Amortization of deferred contributions from shareholders	**1,159,849**	1,159,849
Unrealized and realized (losses) gains	**(342,488)**	1,298,042
Gain on sale of capital assets	**2,500**	8,389
Donations	**(246,189)**	(1,500,000)
Net loss and comprehensive loss	**$ (411,536)**	(140,086)

See accompanying notes to the consolidated financial statements.

NORTH PORTAGE DEVELOPMENT CORPORATION

CONSOLIDATED STATEMENT OF CHANGES IN EQUITY

Year ended March 31, 2016

	Share Capital (Note 14)	Donated Land (Note 15)	Contributed Surplus	Retained Earnings	2016 Total	2015 Total
Balance, beginning of year	**$ 3**	**$ 8,000,000**	**$ 39,310,266**	**$ 9,656,527**	**$ 56,966,796**	$ 57,106,882
Net loss	-	-	-	**(411,536)**	**(411,536)**	(140,086)
Balance, end of year	**$ 3**	**$ 8,000,000**	**$ 39,310,266**	**$ 9,244,991**	**$ 56,555,260**	$ 56,966,796

See accompanying notes to the consolidated financial statements.

NORTH PORTAGE DEVELOPMENT CORPORATION

CONSOLIDATED STATEMENT OF FINANCIAL POSITION

March 31

		2016		2015 (Note 21)
ASSETS				
Current				
Cash	**$**	**27,052**	$	515,850
Restricted cash (Note 6)		**120,808**		23,372
Short term investments		**9,119,943**		14,214,678
Trade and other receivables (Note 7)		**545,386**		635,029
Current portion of tenant receivables		**4,765**		12,554
Current portion of receivable from developers (Note 8)		**104,600**		-
Prepaids and other		**156,101**		178,875
		10,078,655		15,580,358
Long term tenant receivables		**5,414**		12,209
Receivable from developers (Note 8)		**1,012,991**		-
Property, plant and equipment (Note 9)		**14,804,178**		14,620,804
Investment in properties and infrastructure enhancements (Note 10)		**57,689,558**		54,725,560
	$	**83,590,796**	$	84,938,931
LIABILITIES				
Current				
Accounts payable and accrued liabilities (Note 11)	**$**	**3,035,859**	$	2,515,130
Funds held in trust		**400,254**		218,794
Current portion of mortgage payable (Note 12)		**399,648**		383,511
		3,835,761		3,117,435
Prepaid land rents		**509,872**		549,209
Deferred revenue		**-**		56,091
Deferred contributions from shareholders		**12,481,965**		13,641,814
Long term mortgage payable (Note 12)		**10,207,938**		10,607,586
		27,035,536		27,972,135
SHAREHOLDERS' EQUITY				
Share capital (Note 14)		**3**		3
NET EQUITY		**56,555,257**		56,966,793
		56,555,260		56,966,796
	$	**83,590,796**	$	84,938,931

See accompanying notes to the consolidated financial statements.

NORTH PORTAGE DEVELOPMENT CORPORATION

CONSOLIDATED STATEMENT OF CASH FLOWS

Year ended March 31

	2016	2015 (Note 21)
Increase (decrease) in cash		
OPERATING		
Net loss	**$ (411,536)**	$ (140,086)
Adjustments for		
Amortization	**2,241,583**	2,173,455
Amortization of deferred contributions	**(1,159,849)**	(1,159,849)
Gain on sale of capital assets	**(2,500)**	(8,389)
Unrealized and realized losses (gains)	**342,488**	(1,298,042)
Investment income	**(312,827)**	(437,909)
	697,359	(870,820)
Net changes in working capital balances		
Restricted cash	**(97,436)**	(22,545)
Trade and other receivables	**89,643**	3,303
Prepaids and other	**22,774**	21,819
Accounts payable and accrued liabilities	**520,729**	136,256
Funds held in trust	**181,460**	43,136
	1,414,529	(688,851)
FINANCING		
Prepaid land rents	**(39,337)**	(58,086)
Deferred revenue	**(56,091)**	(103,909)
Repayment of mortgage payable	**(383,511)**	(362,370)
Repayment of obligation under finance lease	**-**	(2,382)
	(478,939)	(526,747)
INVESTING		
Proceeds from disposition of short term investments (net)	**5,065,074**	3,008,422
Developer receivables advanced	**(1,405,101)**	-
Proceeds from repayment of tenant receivables	**14,584**	7,167
Proceeds from repayment of developer receivables	**287,510**	-
Funds received for investment in properties	**1,405,101**	146,638
Purchase of property, plant and equipment and investment in properties	**(6,794,056)**	(1,920,983)
Proceeds from disposal of property, plant and equipment	**2,500**	18,303
	(1,424,388)	1,259,547
Net (decrease) increase in cash	**(488,798)**	43,949
CASH, beginning of year	**515,850**	471,901
CASH, end of year	**$ 27,052**	$ 515,850

See accompanying notes to the consolidated financial statements.

NORTH PORTAGE DEVELOPMENT CORPORATION
NOTES TO CONSOLIDATED FINANCIAL STATEMENTS

March 31, 2016

1. Nature of Operations

Mission

The mission of the organization is to act as a catalyst, encouraging activities for people in the downtown area through public and private partnerships and revitalization strategies, and to work to ensure financial self-sufficiency.

North Portage shall be a centre of commerce, culture and living, integrated to form a diverse downtown community through a mixture of public uses including: residential, educational and entertainment facilities.

The Forks shall be developed as a "Meeting Place", a special and distinct, all season gathering and recreational place at the junction of the Red and Assiniboine Rivers, through a mixed use approach including recreational, historical and cultural, residential and institutional and supportive commercial uses.

Corporation Background

North Portage Development Corporation (the "Corporation" or "NPDC") was incorporated under the Corporations Act of Manitoba on December 13, 1983 and owns land and parking facilities in the North Portage area of Winnipeg, Canada. NPDC is owned equally by the Government of Canada, the Province of Manitoba and the City of Winnipeg.

The Forks Renewal Corporation ("FRC"), a subsidiary of NPDC, was incorporated under the Corporations Act of Manitoba on July 24, 1987 and owns land known as The Forks Winnipeg, Canada, and operates The Forks Market.

Manitou Theatre Management Ltd. ("MTML"), previously named North Portage Theatre Corporation, a subsidiary of NPDC, was incorporated under the Corporations Act of Manitoba on May 27, 1986 and owns the IMAX Theatre at Portage Place, Winnipeg, Canada.

3898211 Manitoba Ltd., a subsidiary of MTML, was incorporated under the Corporations Act of Manitoba on September 16, 1998 and operated the IMAX Theatre at Portage Place, Winnipeg, Canada.

FNP Parking Inc. ("FNP"), a subsidiary of NPDC, was incorporated under the Corporations Act of Manitoba on November 6, 2006 and operates various parking locations in downtown Winnipeg, Canada including The Forks.

The Corporation is not subject to tax under provision 149(1)(d) of the Income Tax Act.

The head office for NPDC is 393 Portage Avenue, Winnipeg, Canada.

The financial statements for the year ended March 31, 2016 were approved by the Board of the Corporation and authorized for issue on June 16, 2016.

2. Basis of Presentation

These financial statements are prepared on a going concern basis, under the historical cost model except for certain financial instruments that are measured at revalued amounts or fair values.

Basis of Consolidation

The financial statements of the Corporation include the financial statements of the Corporation and those of The Forks Renewal Corporation, FNP Parking Inc., 3898211 Manitoba Ltd. and Manitou Theatre Management Ltd., all of which are controlled by the Corporation.

Total loss and comprehensive loss of subsidiaries is attributed to the owners of the Corporation.

All intra-corporation transactions, balances, income and expenses are eliminated on consolidation.

Statement of Compliance

The financial statements of the Corporation have been prepared in accordance with International Financial Reporting Standards ("IFRS") as issued by the International Accounting Standards Board ("IASB"). The accounting policies in Note 3 have been applied consistently in all material respects.

3. Summary of Significant Accounting Policies

Cash

Cash includes cash on hand and balances with banks, net of any outstanding cheques.

Investment in Subsidiaries

The Corporation determines whether it is a parent by assessing whether it controls an investee. The Corporation controls an investee when it is exposed, or has rights, to variable returns from its involvement with the investee and has the ability to affect those returns through its power over the investee.

Revenue Recognition

Revenue is measured at the fair value of the consideration received or receivable.

Rental and parking income

Rental income (including The Forks Market revenue) and monthly parking income is recognized in the period in which the rental agreement relates. Casual parking income is recognized at the time payment is received from the customer.

Investment income

Investment income is recognized over the passage of time using the effective interest method.

Events, sponsorship, grants and recoveries

Events, sponsorship, government grants and recoveries are recognized in the period in which the related event occurs.

3. Summary of Significant Accounting Policies (continued)

Deferred revenue

Consists of advance payment received for sponsorship and is recognized as revenue in the period in which the related event occurs.

Leasing

Leases are classified as finance leases whenever the terms of the lease transfer substantially all the risks and rewards of ownership to the lessee. All other leases are classified as operating leases.

The corporation as lessor

Rental income from operating leases is recognized on a straight-line basis over the term of the relevant lease. Initial direct costs incurred in negotiating and arranging an operating lease are added to the carrying amount of the leased asset and recognized on a straight-line basis over the lease term.

Land rents

Land rents for land leases that are considered to be operating leases are recognized in income as earned. Land rents received in advance are recorded as prepaid land rents and are recognized in income over the passage of time for which the amount is received.

The corporation as lessee

Assets held under finance leases are initially recognized as assets of the Corporation at their fair value at the inception of the lease. The corresponding liability to the lessor is included in the consolidated statement of financial position as an obligation under finance lease. Lease payments are allocated between interest expense and the lease obligation so as to achieve a constant rate of interest on the remaining balance of the liability. Interest expenses are recognized immediately in comprehensive income.

Operating lease payments are recognized as an expense on a straight-line basis over the lease term.

In the event that inducements to enter into operating leases are received, such inducements are recognized as a liability at the outset of the lease. The benefit is recognized as a reduction of rental expense on a straight-line basis over the life of the lease.

Foreign Currencies

The consolidated financial statements are presented in Canadian dollars, which is the Corporation's presentation currency.

In preparing the consolidated financial statements, transactions in currencies other than the entity's functional currency (foreign currencies) are recognized at the rates of exchange prevailing at the dates of the transactions. At the end of each reporting period, monetary items are retranslated at the rates prevailing at that date. Non-monetary items that are measured in terms of historical cost in a foreign currency are not retranslated.

Exchange differences on monetary items are recognized in comprehensive income in the period in which they arise.

Borrowing Costs

Borrowing costs directly attributable to the acquisition or construction of qualifying assets are added to the cost of those assets, until such time as the assets are substantially ready for their intended use or sale.

All other borrowing costs are recognized in comprehensive income in the period in which they are incurred.

Government Contributions

Government grants are recognized when there is reasonable assurance that the Corporation will comply with the conditions attaching to them and that the grants will be received.

Government grants are recognized in comprehensive income on a systematic basis over the periods in which the Corporation recognizes as expenses the related costs for which the grants are intended to compensate. Specifically, government grants whose primary condition is that the Corporation should purchase, construct or otherwise acquire non-current assets are recognized as deferred revenue in the consolidated statement of financial position and transferred to comprehensive income over the useful lives of the related assets.

Government grants that are receivable as compensation for expenses or losses already incurred or for the purpose of giving immediate financial support to the Corporation with no future related costs are recognized in comprehensive income in the period in which they become receivable.

The benefit of a government loan at a below-market rate of interest is treated as a government grant, measured as the difference between proceeds received and the fair value of the loan based on prevailing market interest rates.

Property, Plant and Equipment

Items of property and equipment are recorded at cost and amortized over their estimated useful lives.

The estimated useful lives, residual values and amortization method are reviewed at the end of each reporting period, with the effect of any changes in estimate accounted for on a prospective basis.

Amortization is calculated at the following rates:

Buildings	20-40 years
Building improvements	10-20 years
Equipment and computers	3-10 years
Equipment under finance lease	5 years

3. Summary of Significant Accounting Policies (continued)

Investment Property

Investment in properties and infrastructure enhancements are measured at cost, including transaction costs of acquisition, less accumulated amortization and accumulated impairment losses.

Amortization is calculated at the following rates:

Buildings	20-40 years
Infrastructure enhancements	40 years

Property Under Construction

Items of property under construction are recorded as cost and are not amortized until they are complete and transferred to the appropriated category of asset.

Impairment of Tangible Assets

At the end of each reporting period, the Corporation reviews the carrying amounts of its tangible assets to determine whether there is any indication that those assets have suffered an impairment loss. If any such indication exists, the recoverable amount of the asset is estimated in order to determine the extent of the impairment loss (if any).

The recoverable amount is the higher of fair value less costs to sell and value in use. In assessing value in use, the estimated future cash flows are discounted to their present value.

If the recoverable amount of an asset is estimated to be less than its carrying amount, the carrying amount of the asset is reduced to its recoverable amount and an impairment loss is recognized immediately in comprehensive income.

Where an impairment loss subsequently reverses, the carrying amount of the asset is increased to the revised estimate of its recoverable amount, but so that the increased carrying amount does not exceed the carrying amount that would have been determined had no impairment loss been recognized for the asset in prior years. A reversal of an impairment loss is recognized immediately in comprehensive income.

Debt

All mortgage loans are initially recognized at fair value less directly attributable transaction costs. After initial recognition, interest bearing loans are subsequently measured at amortized cost using the effective interest method. Transaction fees, costs, discounts and premiums directly related to the loans and borrowings are recognized in the statement of comprehensive income over the expected life of the borrowing. Interest payable is recognized on an accrual basis. Principal payments on mortgage loans due more than twelve months from the date of the balance sheet are classified as non-current liabilities.

Provisions

The amount recognized as a provision (if any) is the present value of the best estimate of the consideration required to settle the present obligation, taking into account the risks and uncertainties surrounding the obligation. The increase in the provision due to passage of time is recognized as an interest expense.

3. Summary of Significant Accounting Policies (continued)

Financial Assets

Purchase and sales of financial assets are recognized on the settlement date, which is the date on which the asset is delivered to or by the Corporation. Financial assets are derecognized when the rights to receive cash flows from the investments have expired or were transferred and the Corporation has transferred substantially all the risks and rewards of ownership. Financial assets are classified in the following categories at the time of initial recognition based on the purpose for which the financial assets were acquired.

Loans and receivables

Loans and receivables are financial assets with fixed or determinable payments that are not quoted in an active market. Assets in this category include "trade and other receivables", "tenant receivables" and "receivable from developer". They are included in current assets, except for those with maturities greater than 12 months after the end of the reporting period, which are classified as non-current assets.

Loans and receivables are initially recognized at fair value plus transaction costs and subsequently carried at amortized cost using the effective interest method.

Short term investments

Short term investments consist of GICs, short term investments and active market equities. Investments are held for trading and are initially recognized at fair value plus transaction costs and are subsequently carried at fair value with changes recognized in comprehensive income. Upon sale or impairment, the accumulated fair value adjustments recognized are included in the statement of comprehensive income.

Impairment of financial assets

At the end of each reporting period, the Corporation assesses whether there is objective evidence that a financial asset is impaired. Impairments are measured as the excess of the carrying amount over the fair value and recognized in the statement of comprehensive income.

Financial Liabilities

Financial liabilities (including borrowings) are measured at amortized cost using the effective interest method.

In these financial statements accounts payable and accrued liabilities and long term debt have been classified as other financial liabilities.

Derecognition of financial liabilities

The Corporation derecognizes financial liabilities when the Corporation's obligations are discharged, cancelled or they expire. The difference between the carrying amount of the financial liability derecognized and the consideration paid and payable, including any non-cash assets transferred or liabilities assumed, is recognized in comprehensive income.

3. Summary of Significant Accounting Policies (continued)

Current and Future Changes to Significant Accounting Policies

The IASB is working towards continual improvement through the development of new accounting standards and the annual improvements process. The IASB will issue a number of exposure drafts of new or revised standards over the next several years. The Corporation monitors the IASB work plans and publication to address any developments that may impact the organization.

The IASB published IFRS 9 - Financial Instruments replaces IAS 39 - Financial Instruments: Recognition and Measurement, retains but simplifies the mixed measurement model and establishes two primary measurement categories for financial assets: amortized cost and fair value, effective for annual periods beginning on or after January 1, 2018 with earlier application permitted.

This IASB published IFRS 15 - Revenue from Contracts with Customers replaces IAS 18 - Revenue and IAS 11 - Revenue from contracts with Customers: Establishes a new five step, control-based revenue recognition model; changes the basis for deciding whether revenue is to be recognized over time or at a point in time; provides new and more detailed guidance on specific topics; and expands and improves disclosures about revenue. IFRS 15 will be effective for annual periods beginning on or after January 1, 2018 with earlier application permitted.

The IASB released IFRS 16 - Leases, which sets out the principles for the recognition, measurement, presentation and disclosure of leases for both parties to a contract (the lessee and the lessor). IFRS 16 requires lessees to account for leases on the balance sheet by recognizing a right of use asset and lease liability. The standard is effective for annual periods beginning on or after January 1, 2019, with earlier adoption permitted.

The Corporation is currently evaluating the impact of these standards on its financial statements.

4. Significant Accounting Judgments, Estimates and Assumptions

The preparation of the Corporation's financial statements requires management to make judgments, estimates and assumptions that affect the reported amounts of revenues, expenses, assets and liabilities, and the disclosure of contingent liabilities, at the report date. However, uncertainty about these assumptions and estimates could result in outcomes that require a material adjustment to the carrying amount of the asset or liability affected.

Judgments Other Than Estimates

In the process of applying the Corporation's accounting policies, management has made the following judgments, which have the most significant effect on the amounts recognized in the financial statements.

Operating and finance leases

The Corporation has entered into various lease agreements. Judgment was exercised by management to distinguish each lease agreement as either an operating or finance lease by looking at the transfer and retention of significant risks and rewards of ownership of the properties covered by the agreements.

4. Significant Accounting Judgments, Estimates and Assumptions (continued)

Estimates

Useful lives of property, plant and equipment and investment property

The Corporation estimates the useful lives of property, plant and equipment and investment property based on the period over which the assets are expected to be available for use. The estimate useful lives are reviewed periodically and are updated if expectations differ from previous estimates due to physical wear and tear, technical or commercial obsolescence and legal or other limits on the use of the assets. The carrying amounts of property, plant and equipment and investment property are analyzed in Notes 9 and 10. Based on management's assessment as at March 31, 2016, there is no change in useful life during the year. Actual results, however, may vary due to changes in estimates brought about by changes in factors mentioned above.

Discontinued operation

The corporation has estimated the potential future costs associated with the closing of the IMAX Theatre at Portage Place, Winnipeg, Canada.

Fair value measurement

Management uses valuation techniques to determine the fair value of financial instruments (where active market quotes are not available). This involves developing estimates and assumptions consistent with how market participants would price the instrument. Management bases its assumptions on observable data as far as possible but this is not always available. In that case management uses the best information available. Estimated fair values may vary from the actual prices that would be achieved in an arm's length transaction at the reporting date. This applies only to the measurement of the long term debt (see Note 5).

5. Financial Instruments Risk and Fair Value Measurement

Risk Management Objectives and Policies

The Corporation is exposed to various risks in relation to financial instruments. The main types of risks are credit risk and market risk.

Credit Risk

Credit risk is the potential that a counterparty to a financial instrument will fail to perform its obligations. Financial instruments which potentially subject the Corporation to credit risk consist principally of cash, restricted cash, short term investments, receivables, tenant receivable and receivable from developers.

The maximum exposure of the Corporation to credit risk as of March 31, 2016 is $1,673,156 (2015 - $659,792). An aging of trade receivables in provided in Note 7.

The Corporation is not exposed to significant credit risk since the receivables are with a significant number of customers. In order to reduce its credit risk, the Corporation reviews a new customer's credit history before extending credit and conducts regular reviews of its existing customers' credit performance. An allowance for doubtful accounts is established based upon factors surrounding the credit risk of specific accounts, historical trends and other information.

5. Financial Instruments Risk and Fair Value Measurement (continued)

Market Risk

Market risk is the risk that changes in market prices, interest rates and foreign exchange rate, will affect the Corporation's earnings or the fair values of its financial instruments. The Corporation has market risk attributable to its investments held for trading. The investments held for trading are carried on the balance sheet at the fair market value of the investments, with the change in fair value being recognized as an adjustment on the statements of comprehensive income and net equity.

Currency risk

Currency risk is the risk to the Corporation's earnings that arise from fluctuations of foreign exchange rates and the degree of volatility of these rates. The Corporation does not use derivative instruments to reduce its exposure to foreign currency risk.

Interest rate risk

Interest rate risk is the risk that the value of a financial instrument might be adversely affected by a change in interest rates. In seeking to minimize the risk from interest rate fluctuations, the Corporation manages exposure through its normal operating and financing activities. The interest rate exposure relates to cash, investments and long term debt.

Fair value measurement of financial instruments

Financial assets and financial liabilities measured at fair value in the statement of financial position are grouped into three Levels of a fair value hierarchy. The three Levels are defined based on the observability of significant inputs to the measurement, as follows:

- Level 1: quoted prices (unadjusted) in active markets for identical assets or liabilities
- Level 2: inputs other than quoted prices included within Level 1 that are observable for the asset or liability, either directly or indirectly
- Level 3: unobservable inputs for the asset or liability.

The Corporation does not have any financial instruments in the Level 3 category and there were no transfers between Levels during the year.

The short term investments would be classified as Level 1. The carrying value of short term investments is valued based upon the market to market basis of accounting for investment values using quoted prices of the individual investments in an active market.

The Corporation's carrying value of cash, restricted cash, trade and other receivables, accounts payable and accrued liabilities, funds held in trust approximates their fair value due to the immediate or short term nature maturity of these instruments.

5. Financial Instruments Risk and Fair Value Measurement (continued)

Financial instruments measured at amortized cost for which the fair value is disclosed

The fair value of the long term receivables and long term debt are impacted by changes in market yields which can result in differences between the carrying value and the fair value of the instruments. The fair value of the long term receivables and long term debt have been estimated based on the current market rates for mortgages and loans of similar terms and conditions.

The estimated fair value at March 31, 2016 of the long term receivable is $1,157,478 (2015 - $12,209); The estimated fair value at March 31, 2016 of the mortgage loan is $12,630,932 (2015 - $13,302,000); and the estimated fair value at March 31, 2016 of the term loan is $nil (2015 - $5,900).

The valuation of the long term receivables and long term debt using current interest rates would be classified as Level 2 of the fair value hierarchy.

6. Restricted Cash

Restricted cash consists of cash held in trust for projects undertaken on behalf of third parties. The Corporation is managing the accounting and cash disbursement aspect of these projects. The same amount is included in accounts payable and accrued liabilities.

7. Trade and Other Receivables

	2016	2015
Trade receivables	**$ 358,324**	$ 419,842
Allowance for doubtful debts	**(25,184)**	(27,497)
Net trade receivables	**333,140**	392,345
Government remittances	**66,039**	2,986
Other receivables	**146,207**	239,698
	$ 545,386	$ 635,029

The credit period on sale of goods and services is 30 days. The Corporation has recognized an allowance for doubtful debts against all receivables over 120 days because experience has shown that those amounts are not recoverable. Allowances for doubtful debts are recognized against trade receivables between 60 days and 120 days based on estimated irrecoverable amounts determined by reference to past default experience.

Aging of trade receivables that are past due but not impaired

	2016	2015
31-60 days	**$ 114,575**	$ 42,729
61-90 days	**36,353**	106,082
91+ days	**167,496**	215,822
Total	**$ 318,424**	$ 364,633

Changes in the allowance for doubtful debts

Balance at beginning of the year	**$ 27,497**	$ 49,128
Impairment losses recognized on receivables	**16,010**	9,209
Amounts written off during the year as uncollectible	**(18,323)**	(30,840)
Balance at end of the year	**$ 25,184**	$ 27,497

7. Trade and Other Receivables (continued)

In determining the recoverability of a trade receivable, the Corporation considers any change in the credit quality of the trade receivable from the date credit was initially granted up to the end of the reporting period. The concentration of credit risk is limited due to the fact that the customer base is large and unrelated.

In respect of other receivables, the corporation is not exposed to any significant credit risk to any single counterparty.

8. Receivable From Developers

Amounts consist of the repayment of the rehabilitation costs from the developers adjacent to the streets located on the North Portage site.

	2016	2015
Receivable from developers bearing interest at 5%, repayable at $13,164 per months, maturing January 2024.	**$ 1,117,591**	$ -
Current portion of receivable from developers	**(104,600)**	-
	$ 1,012,991	$ -

9. Property, Plant and Equipment (Note 21)

	2016	2015
Land	**$ 9,058,281**	$ 9,058,281
Property under construction	**357,798**	128,448
Plant and equipment	**5,263,122**	5,244,211
Equipment under finance lease	**124,977**	189,865
Carrying amounts	**$ 14,804,178**	$ 14,620,805

For additional information, see the Consolidated Schedule of Property, Plant and Equipment (Schedule 1).

10. Investment in Properties and Infrastructure Enhancements (Note 21)

	2016	2015
Land	**$ 27,671,572**	$ 27,671,572
Building	**14,323,483**	11,791,679
Property under construction	**2,958,578**	1,288,805
Infrastructure enhancements	**12,735,925**	13,973,503
Carrying amounts	**$ 57,689,558**	$ 54,725,559

All of the Corporation's investment property is held under freehold interests. During the year, the Corporation received $469,398 from the Winnipeg Foundation as reimbursement for the construction of the Alloway Arch on behalf of the Foundation. The Corporation has not recognized the cost of the Arch or any reimbursement in the financial statements.

11. Accounts Payable and Accrued Liabilities

	2016	2015
Trade payables	**$ 550,711**	$ 563,769
Accruals	**2,346,737**	1,822,040
Current deferred revenue	**138,411**	129,321
	$ 3,035,859	$ 2,515,130

The average credit period on purchases is 30 days and the Corporation has policies in place to ensure that all payables are paid within the credit terms.

12. Long Term Debt

	2016	2015
Montrose Mortgage Corporation loan bearing interest at 5.71% per annum, repayable in monthly blended payments of $82,940. The loan matures on August 1, 2032 and is secured by a general security agreement together with a first charge on the following lease agreements: Cityscape Residence Corp., The Kiwanis Club of Winnipeg Seniors Building Inc., Fred Douglas Place Ltd. and Portage Place Centre Inc.	**$ 10,666,913**	$ 11,048,263
Unamortized transaction costs	**(59,327)**	(63,115)
	10,607,586	10,985,148
Farm Credit Canada loan is repaid during the year	**-**	5,949
	10,607,586	10,991,097
Less current portion		
Mortgage loans	**(403,436)**	(387,299)
Transaction costs	**3,788**	3,788
	$ 10,207,938	$ 10,607,586

Principal repayment terms for the next five years are approximately:

2017	$ 403,436
2018	426,801
2019	451,519
2020	477,669
2021	505,333

13. *Government Contributions*

	2016	2015
Amounts included in deferred contributions	**$ 12,481,965**	$ 13,641,814
Contributions received in the year	**-**	-
Amounts recognized in income in prior years	**69,998,700**	68,838,851
Annual amortization of deferred contributions	**1,159,849**	1,159,849
Amounts recognized in income in the current year	**-**	-
Donated land (Note 15)	**8,000,000**	8,000,000
Contributed surplus	**39,310,266**	39,310,266
	$ 130,950,780	$ 130,950,780

14. *Share Capital*

	2016	2015
Authorized:		
Unlimited common shares		
Issued and fully paid:		
3 Common shares	**$ 3**	$ 3

15. *Donated Land*

The Company acquired title and possession of 55.9 acres of land donated by the Government of Canada, the Province of Manitoba and the City of Winnipeg as follows:

	Government of Canada	City of Winnipeg	From Core Area Initiative	Total
Acres	49	3.9	3	55.9

These lands were acquired pursuant to the Land Exchange Agreement. Donated land was recorded at fair market value as approved by the FRC Board of Corporation on June 5, 1989. During the 1992/93 fiscal year, 3.8 acres of Pioneer Blvd. and The Forks Market Road were dedicated as public rights-of-way to the City of Winnipeg. During 2003, 0.5 acres of donated land were transferred to the City of Winnipeg. During 2007, 1.65 acres of donated land was sold to the City of Winnipeg. The remaining lands under the FRC's ownership are 49.95 acres.

16. *Finance Costs*

	2016	2015
Continuing operations:		
Interest on mortgage payable	**$ 612,137**	$ 633,112

17. *Operating Lease Arrangements*

The Corporation as Lessee

Leasing arrangements

Operating leases relate to leases of land with lease terms of between 5 and 10 years. All operating lease contracts over 5 years contain clauses for 5-yearly market rental reviews. The Corporation does not have an option to purchase the leased land at the expiry of the lease periods.

17. Operating Lease Arrangements (continued)

The Corporation as Lessee (continued)

	2016	2015
Minimum lease payments	**$ 261,282**	$ 254,391

The Corporation as Lessor

Leasing arrangements

Operating leases relate to the investment property owned by the Corporation with lease terms of between 5 to 10 years, with an option to extend for a further 10 years. All operating lease contracts contain market review clauses in the event that the lessee exercises its option to renew. The lessee does not have an option to purchase the property at the expiry of the lease period.

18. Commitments

The Corporation has an obligation to operate the Imax Theatre at Portage Place for a 50 year period, ending in 2035.

FRC has leased parking, storage and an office site at The Forks to December 2016. FNP Parking Ltd. is administering the obligation. The lease, containing renewal options, calls for base monthly payments of $1,667 and provides for payment of utilities and property taxes.

19. Related Party Transactions

Balances and transactions between the Corporation and its subsidiaries, which are related parties of the Corporation, have been eliminated on consolidation and are not disclosed in this note. Details of transactions between the Corporation and other related parties are disclosed below.

Compensation of Key Management Personnel

The remuneration of key management personnel during the year was as follows:

	2016	2015
Wages and other short-term benefits	**$ 692,878**	$ 747,745

Government Related Entity

NPDC has elected to apply the exemption regarding the disclosure of transactions and outstanding balances with government related entities.

20. Management of Capital

The Corporation's capital consists of contributed funds and donated land. Donated land was recorded at fair value, as approved by the Board of Corporation in FRC, in 1989.

The capital structure of the Corporation is comprised of the following:

	2016	2015
Total debt and deferred shareholder contributions	**$ 23,089,551**	$ 24,632,911
Capital stock	**3**	3
Net equity	**56,555,257**	56,966,793
	$ 79,644,811	$ 81,599,707

The Corporation's objective in managing capital is to safeguard its ability to continue as a going concern, in order to carry out its mission as described in Note 1.

The Corporation prepares a budget each year, allocating expenses to revenue they expect to earn and funding it expects to receive.

The Corporation monitors capital from time-to-time using a variety of measures which are applicable to its industry. Monitoring procedures are typically performed as a part of the overall management of operations and are performed with the goal of enhancing the ability of the Corporation to continue as a going concern. An investment policy is in place to guide the Corporation in the management of surplus funds. These guidelines ensure that capital is preserved, rates of return are maximized and funds are available as needed.

21. Comparative Figures

Certain of the prior year comparative figures have been reclassified to conform to the financial statement presentation adopted for the current year.

NORTH PORTAGE DEVELOPMENT CORPORATION
CONSOLIDATED SCHEDULE OF PROPERTY, PLANT AND EQUIPMENT

Schedule 1

	Land	Property under Construction	Plant and Equipment	Equipment Under Finance Lease	Total
Cost					
Balance March 31, 2015	**$** 9,058,281	$ 267,752	$ 23,356,942	$ 2,151,244	$ 34,834,219
Prior period reclassification	-	(139,304)	-	-	(139,304)
Restated, March 31, 2015	9,058,281	128,448	23,356,942	2,151,244	34,694,915
Additions	-	914,930	430,045	-	1,344,975
Transfer to plant and equipment	-	(213,033)	213,033	-	-
Transfer to investments in properties and infrastructure enhancements	-	(472,547)	-	-	(472,547)
Balance March 31, 2016	**9,058,281**	**357,798**	**24,000,020**	**2,151,244**	**35,567,343**
Accumulated amortization					
Balance March 31, 2015	-	-	18,112,731	1,961,379	20,074,110
Amortization	-	-	624,167	64,888	689,055
Balance March 31, 2016	-	-	**18,736,898**	**2,026,267**	**20,763,165**
Carrying amounts	**$ 9,058,281**	**$ 357,798**	**$ 5,263,122**	**$ 124,977**	**$ 14,804,178**

NORTH PORTAGE DEVELOPMENT CORPORATION
CONSOLIDATED SCHEDULE OF INVESTMENT
IN PROPERTIES AND INFRASTRUCTURE ENHANCEMENTS

Schedule 2

	Land	Building	Property under Construction	Infrastructure Enhancements	Total
Cost					
Balance March 31, 2015	**$** 28,203,066	$ 19,115,970	$ 1,149,501	$ 57,785,261	$ 106,253,798
Prior period reclassification (Note 21)	-	-	139,304	-	139,304
Restated, March 31, 2015	28,203,066	19,115,970	1,288,805	57,785,261	106,393,102
Additions	-	2,255,052	2,552,149	641,880	5,449,081
Funds received for assets	-	-	-	(1,405,101)	(1,405,101)
Transfer to building	-	882,376	(882,376)	-	-
Transfer from plant and equipment	-	-	-	472,547	472,547
Balance March 31, 2016	**28,203,066**	**22,253,398**	**2,958,578**	**57,494,587**	**110,909,629**
Accumulated amortization					
Balance March 31, 2015	531,494	7,324,291	-	43,811,758	51,667,543
Amortization	-	605,624	-	946,904	1,552,528
Balance March 31, 2016	**531,494**	**7,929,915**	**-**	**44,758,662**	**53,220,071**
Carrying amounts	**$ 27,671,572**	**$ 14,323,483**	**$ 2,958,578**	**$ 12,735,925**	**$ 57,689,558**

Photo: Zac Wronski, courtesy Tourism Winnipeg

WINNIPEG HOUSING REHABILITATION CORPORATION

STATEMENT OF FINANCIAL POSITION - WHRC

March 31, 2016

	2016	2015
ASSETS		
CURRENT ASSETS		
Cash (Note 10)	**$ 1,910,347**	$ 1,418,100
Rents receivable	**9,009**	7,615
Grants receivable (Note 3)	**21,000**	65,434
Other receivables (Note 4)	**153,007**	687,113
Subsidy due from CMHC (Note 5)	**2,955**	2,955
Subsidy due from Manitoba Housing (Note 5)	**226,193**	231,474
Operating deficiency recoverable from Manitoba Housing (Note 6)	**289,957**	77,063
Prepaid expenses	**21,481**	177,520
Housing inventory (Notes 2(b) and 7)	**502,550**	499,982
	3,136,499	3,167,256
RESTRICTED CASH AND DEPOSITS		
Replacement Reserve Fund (Notes 2(c) and 8)		
CMHC funded	**83,704**	62,261
Manitoba Housing funded	**4,496,619**	4,171,896
WHRC funded	**407,341**	370,625
	4,987,664	4,604,782
CAPITAL ASSETS (Notes 2(d) and 9)	**20,282,993**	22,182,374
	$ 28,407,156	$ 29,954,412

WINNIPEG HOUSING REHABILITATION CORPORATION

STATEMENT OF FINANCIAL POSITION - WHRC (CONTINUED)

March 31, 2016

	2016	2015
LIABILITIES, RESERVES AND NET ASSETS		
CURRENT LIABILITIES		
Accounts payable and accrued liabilities	**$ 698,222**	$ 889,966
Accrued interest payable	**149,533**	161,944
Security deposits and prepaid rent	**287,569**	336,900
Current portion of forgivable loans (Notes 2(e) and 11)	**154,133**	160,262
Current portion of long-term debt (Note 12)	**1,808,985**	1,684,398
	3,098,442	3,233,470
DEFERRED REVENUE	**10,637**	4,002
FORGIVABLE LOANS (Notes 2(e) and 11)	**840,534**	996,567
LONG-TERM DEBT (Note 12)	**18,084,002**	19,913,219
REPLACEMENT RESERVES		
Replacement Reserves - CMHC (Notes 2(c) and 8)	**83,704**	62,261
Replacement Reserves - Manitoba Housing (Notes 2(c) and 8)	**4,496,619**	4,171,896
Replacement Reserves - WHRC (Notes 2(c) and 8)	**407,341**	370,625
	4,987,664	4,604,782
WHRC BUILDING AND ACQUISITION RESERVE (Note 13)	**1,098,046**	1,081,599
	28,119,325	29,833,639
UNRESTRICTED NET ASSETS	**287,831**	120,773
	$ 28,407,156	$ 29,954,412

WINNIPEG HOUSING REHABILITATION CORPORATION

STATEMENT OF CHANGES IN NET ASSETS - WHRC

Year ended March 31, 2016

	2016	2015
EXCESS (DEFICIENCY) OF REVENUE OVER EXPENSES, CMHC PROPERTIES	**$ (34,006)**	$ (13,300)
EXCESS (DEFICIENCY) OF REVENUE OVER EXPENSES, MANITOBA HOUSING PROPERTIES	**(289,957)**	(77,063)
EXCESS (DEFICIENCY) OF REVENUE OVER EXPENSES, WHRC RENTAL AND DEVELOPMENT	**90,170**	(11,794)
EXCESS (DEFICIENCY) OF REVENUE OVER EXPENSES, WHRC HEAD OFFICE	**110,894**	131,277
EXCESS (DEFICIENCY) OF REVENUE OVER EXPENSES	**(122,899)**	29,120
UNRESTRICTED NET ASSETS (DEFICIT), BEGINNING OF YEAR	**120,773**	14,590
OPERATING DEFICIENCY RECOVERABLE FROM (EXCESS PAYABLE TO) MANITOBA HOUSING (Note 6)	**289,957**	77,063
UNRESTRICTED NET ASSETS, END OF YEAR	**$ 287,831**	$ 120,773

WINNIPEG HOUSING REHABILITATION CORPORATION

STATEMENT OF OPERATIONS - WHRC

Year ended March 31, 2016

	2016	2015
REVENUE		
Rental revenue		
Residential	**$ 2,966,287**	$ 2,930,415
Commercial	**57,202**	57,475
Manitoba Housing subsidy (Note 5)	**3,881,785**	3,816,309
Property management fees	**625,764**	624,304
City of Winnipeg operating grant	**180,000**	180,000
Development fees	**352,092**	371,541
Development project revenue	**-**	178,596
Parking and laundry	**68,915**	73,413
CMHC subsidy (Note 5)	**35,458**	35,283
Other grants	**25,464**	45,991
Interest and other income	**51,304**	52,304
Gain on sale of rental property	**93,496**	-
	8,337,767	8,365,631
EXPENSES		
Administration	**346,754**	346,635
Allocation to Replacement Reserve (Note 8)	**666,050**	417,305
Amortization (Note 2(d))	**1,697,047**	1,578,801
Bad debts	**23,847**	34,433
Bank charges and other interest	**10,904**	5,972
Cable T.V.	**997**	1,059
Collection fees	**2,429**	2,938
Development project cost of sales	**-**	178,596
Garbage removal	**57,437**	47,608
Insurance	**162,427**	158,187
Janitorial services	**259,267**	263,017
Maintenance and repairs	**932,786**	828,039
Miscellaneous	**8,084**	-
Mortgage interest	**1,833,538**	1,971,191
Office operations	**103,168**	135,207
Office salaries and benefits	**904,538**	894,207
Professional fees	**41,633**	53,181
Property taxes	**491,593**	446,754
Snow removal	**14,198**	16,132
Electricity	**362,818**	387,642
Natural gas	**185,194**	213,515
Water	**355,957**	356,092
	8,460,666	8,336,511
EXCESS (DEFICIENCY) OF REVENUE OVER EXPENSES	**$ (122,899)**	$ 29,120

WINNIPEG HOUSING REHABILITATION CORPORATION

STATEMENT OF CASH FLOW - WHRC

Year ended March 31, 2016

	2016	2015
CASH PROVIDED BY (USED IN):		
OPERATING ACTIVITIES		
Excess (deficiency) of revenue over expenses	**$ (122,899)**	$ 29,120
Add non cash items:		
Amortization	**1,697,047**	1,578,801
Amortization of forgivable loan	**162,162**	160,262
Gain on sale of rental property	**(93,496)**	-
	1,642,814	1,768,183
Change in non-cash working capital:		
Rents receivable	**(1,394)**	(2,508)
Grants receivable	**44,434**	86,625
Other receivables	**534,106**	(322,716)
Subsidy due from CMHC	**-**	(18)
Subsidy due from Manitoba Housing	**5,281**	12,452
Prepaid expenses	**156,039**	(42,215)
Housing inventory	**(2,568)**	(493,259)
Accounts payable and accrued liabilities	**(191,744)**	(83,369)
GST payable	**-**	(7,096)
Accrued interest payable	**(12,411)**	(12,778)
Security deposits and prepaid rent	**(49,331)**	61,070
Deferred revenue	**6,635**	(9,640)
	2,131,861	954,731
INVESTING ACTIVITIES		
Purchase of capital assets	**-**	(23,214)
Proceeds on sale of capital assets	**133,668**	-
Increase (decrease) in Manitoba Housing replacement reserve	**324,723**	247,310
Increase (decrease) in CMHC replacement reserve	**21,443**	9,211
Increase in WHRC replacement reserve	**36,716**	35,764
Increase in WHRC building and acquisition reserve	**16,447**	18,054
	532,997	287,125
FINANCING ACTIVITIES		
Increase (decrease) in forgivable loans	**(162,162)**	(166,986)
Repayment of long-term debt	**(1,704,630)**	(1,552,567)
Manitoba Housing recoveries	**77,063**	77,278
	(1,789,729)	(1,642,275)
INCREASE (DECREASE) IN CASH	**875,129**	(400,419)
CASH, BEGINNING OF YEAR	**6,022,882**	6,423,301
CASH, END OF YEAR (NOTE 14)	**$ 6,898,011**	$ 6,022,882

WINNIPEG HOUSING REHABILITATION CORPORATION
NOTES TO FINANCIAL STATEMENTS

Year ended March 31, 2016

1. Accounting Entity

The corporation is engaged in providing affordable housing in the City of Winnipeg. The corporation is mandated by the City of Winnipeg, but receives assistance by way of government sponsorship through Canada Mortgage and Housing Corporation (CMHC) and Manitoba Housing. The corporation's activities include a property management head office, management of individual properties and a housing development program. The corporation is not taxable under section 149 of the Income Tax Act.

For GST purposes, the corporation is designated as a municipality and is able to recover 100% of the GST paid.

2. Significant Accounting Policies

The financial statements of the corporation have been prepared solely for the information and use of CMHC and Manitoba Housing to comply with each of their operating agreements. The corporation follows certain accounting principles as determined by CMHC and Manitoba Housing for administration and funding purposes in recording expenses.

a) Basis of accounting

The corporation follows the accrual basis of accounting whereby revenue is recognized when earned and expenses are recorded when incurred.

b) Housing Inventory

Housing inventory is recorded at cost. For properties acquired from the City of Winnipeg, cost is defined as the negotiated value plus acquisition cost. No amortization is being taken on the housing inventory. These buildings are construction in progress.

c) Replacement Reserve Fund

The Replacement Reserve Fund accounts are maintained to provide for future asset replacement. The accounts are established by an annual charge against operations. Interest earned is added and replacement costs are charged directly against the accumulated reserves.

d) Capital Assets

Capital assets are recorded at cost. For properties acquired from the City of Winnipeg, cost is defined as the negotiated value plus acquisition cost. Government grants received to assist in the development of rental properties are applied against the capital cost of the respective property. Interest expense, project costs and rental revenue, incurred prior to the determined interest adjustment date, are applied towards the capital cost of the property. Furniture and equipment costing less than $1,000 are expensed. Options and feasibility studies are added to the cost of acquired property or expensed if the property is not acquired. Any forgivable loans received are charged against the capital cost of the property.

2. Significant Accounting Policies (Continued)

Amortization is provided for as follows:

Computer equipment	- straight-line over three years
Furniture and equipment	- straight-line over five years
System software	- 30% of the opening net book value of the asset
Rental properties	- an amount equal to the principal reduction of the mortgage, in accordance with the requirements of the organization's funding bodies
	- for properties not financed by debt, an amount equal to 4% of the opening net book value of the property
General	- a replacement reserve is maintained to provide for future asset replacement.

e) Forgivable Loans

The corporation receives funding from different organizations. These loans are to be forgiven over 15 years from the completion date of the property.

f) Revenue Recognition

The corporation follows the deferral method in accounting for contributions. Restricted contributions are recognized as revenue in the year in which related expenses are incurred. Unrestricted contributions are recognized as revenue when they are received or receivable, and when collectability is reasonably assured.

Rental, parking and laundry revenue and property management fees are recognized over the term of the lease.

g) Financial Instruments

Financial instruments held by the corporation include cash, rents receivable, other receivables, restricted cash and deposits, accounts payable and accrued liabilities, accrued interest payable, and long term debt. The corporation initially measures its financial instruments at fair market value and subsequently measures its financial instruments at cost or amortized cost. Amortized cost is the amount at which the financial instrument is measured at initial recognition, less principal repayments, plus or minus the cumulative difference between that initial amount and the maturity amount, and minus any reduction for impairment.

3. Grants Receivable

The corporation has the following grants that are receivable from the Province of Manitoba and the City of Winnipeg:

	2016	2015
Infill Housing Project		
AHI Province of Manitoba	**$ -**	$ 44,434
City of Winnipeg	**21,000**	21,000
	$ 21,000	$ 65,434

4. Other Receivables

	2016	2015
Operating grant	**$ 45,000**	$ 45,000
GST receivable	**35,905**	151,206
Development fees	**17,710**	437,903
NMF/MU building grant	**47,697**	52,997
Miscellaneous receivables	**6,695**	7
	$ 153,007	$ 687,113

5. Subsidy Due from CMHC and Manitoba Housing

The CMHC properties are subsidized for mortgage interest on a monthly basis through the reduction of the interest rates from market to 2%, in order to provide housing to low income individuals. The Manitoba Housing properties are subsidized for mortgage interest and property taxes on a monthly basis.

6. Operating Deficiency Recoverable from (Excess Payable To) Manitoba Housing

Pursuant to the current operating agreement with Manitoba Housing, and the agreements with CMHC which expired March 31, 1999, on a cumulative basis for each portfolio of properties, any excess funding provided to the corporation is to be repaid. Where a cumulative deficiency exists for Manitoba Housing properties, the shortfall is the responsibility of Manitoba Housing subject to Manitoba Housing approval of project costs.

	2016	2015
Operating deficiency recoverable from (excess payable to) Manitoba Housing	**$ 289,957**	$ 77,063

7. Housing Inventory

The corporation has undertaken projects to acquire property and develop housing in various neighbourhoods of Winnipeg. Costs incurred to date (net of funding and debt) on housing projects are as follows:

	2016	2015
Transcona		
440 Chrislind Street	**502,500**	499,982
Other		
Bluebird Lodge	**50**	-
	$ 502,550	$ 499,982

8. Replacement Reserve Fund

Under the terms of the agreements with CMHC/Manitoba Housing, the Replacement Reserve account is to be credited with an annual charge against earnings. These funds along with the accumulated interest, must be held in a separate bank account and/or invested only in accounts or instruments insured by the Canada Deposit Insurance Corporation or as may otherwise be approved by CMHC/Manitoba Housing from time to time. The funds in the account may only be used as approved by CMHC/Manitoba Housing. Withdrawals are credited to interest first and then principal.

	2016	2015
Allocation		
Annual charge	**$ 666,050**	$ 417,305
Year end balance		
Cash	**$ 680,731**	$ 520,462
Canadian Treasury Bills, Bonds and Guaranteed Investment Certificates	**4,306,933**	4,084,320
	$ 4,987,664	$ 4,604,782

9. Capital Assets

	2016		2015	
	Cost	**Accumulated Amortization**	Cost	Accumulated Amortization
Rental properties	**$ 38,807,719**	**$ 18,538,898**	$ 39,028,628	$ 16,873,468
Furniture and equipment	**81,142**	**77,174**	81,142	68,505
Computer system software	**24,500**	**14,296**	24,500	9,923
	$ 38,913,361	**$ 18,630,368**	$ 39,134,270	$ 16,951,896
Net book value	**$ 20,282,993**		$ 22,182,374	

10. Cash and Line of Credit

The corporation has a line of credit with the Assiniboine Credit Union with an approved maximum of $1,800,000 which is due on demand and bears interest at the Credit Union's prime rate, payable monthly. This line of credit is secured by a $2,000,000 guarantee by the City of Winnipeg. Included in cash, the corporation has utilized $340,659 of this line of credit as at March 31, 2016 (2015 - $492,227). Included in cash is $205,904 (2015 - $219,681) of excess restricted funds related to rental and development.

11. Forgivable Loans

	2016	2015
Forgivable loans	**$ 994,667**	$ 1,156,829
Less: current portion	**154,133**	160,262
	$ 840,534	$ 996,567

WHRC has entered into various forgivable loan agreements with Manitoba Housing under various programs. These loans are forgivable over periods of five, ten or fifteen years (depending on agreement), in equal monthly amounts, commencing from the date of execution of the agreement. In the event a housing unit is sold or otherwise transferred before the entire loan is forgiven, any unforgiven portion shall become payable to Manitoba Housing.

11. Forgivable Loans (Continued)

The loans will be forgiven for the years ended as follows:

March 31,	2017	$ 154,133
	2018	154,133
	2019	154,133
	2020	154,133
	2021	154,133
	Thereafter	224,002
		$ 994,667

12. Long-Term Debt

Lender	Interest Rate	Maturity Dates	**2016**	2015
Assiniboine Credit Union	3.59% - 3.99%	2018-2031	**$ 201,409**	$ 239,981
TD Canada Trust	5.10%	2017	**671,645**	696,552
Canada Mortgage Housing Corporation	0.00% - 4.37%	2017-2021	**2,624,907**	2,961,127
Manitoba Housing	6.63% - 12.50%	-	**16,395,026**	17,699,957
			19,892,987	21,597,617
Less: current portion			**1,808,985**	1,684,398
			$ 18,084,002	$ 19,913,219

All mortgages are secured by a charge registered against the properties.

Although some of the mortgages may become due within the next fiscal period, these mortgages have not been shown as current as they are expected to be refinanced on similar terms when they come due.

The principal portion of long-term debt is repayable for the years ended as follows:

March 31,	2017	$ 1,808,985
	2018	1,967,585
	2019	1,976,180
	2020	2,301,334
	2021	2,739,786
	Thereafter	9,099,117
		$ 19,892,987

13. WHRC Building and Acquisition Reserve

The WHRC building and acquisition reserve consists of the net gains/losses on buildings that were sold, the accumulated operation surplus/deficits of those buildings and the realized gain on forgivable loans. These funds are restricted for use acquiring or building properties and adding them to WHRC's rental portfolio.

14. Additional Information to Cash Flow Statement

	2016	2015
Cash represented by:		
Cash	**$ 1,910,347**	$ 1,418,100
Restricted cash and deposits	**4,987,664**	4,604,782
	$ 6,898,011	$ 6,022,882
Interest received	**$ 124,490**	$ 179,198
Interest paid	**1,859,242**	1,985,003

15. Income Testing

The corporation has requested and obtained evidence of the income of tenants paying rent according to the rent-to-income scale as required by sub-paragraph 2(S) of the Operating Agreement with CMHC and Manitoba Housing.

The corporation has applied a rent-to-income ratio for those leases in accordance with sub-paragraph 2(S) of the Operating Agreement.

The corporation has adjusted the rental charge for rent-to-income leases in accordance with sub-paragraph 2(S) of the Operating Agreement.

16. Use of Estimates

The preparation of the financial statements requires management to make estimates and assumptions that affect the reported amounts of assets and liabilities at the date of the financial statements, and the reported amounts of revenue and expenses during the reporting periods presented. Actual results could differ from these estimates.

17. Risk Management

a) Interest Rate Price Risk

It is management's opinion that the corporation is exposed to interest rate risk due to its holding of guaranteed investment certificates with fixed interest rates and long-term with fixed interest rates.

b) Liquidity Risk

Liquidity risk is the risk that the corporation will not be able to meet its financial obligations as they come due. Financial liabilities consist of accounts payable and accrued liabilities. Accounts payable and accrued liabilities are paid in the normal course of business and except under certain exceptions, no later than three months.

The corporation's approach to managing liquidity risk is to ensure, as far as possible, that it will always have sufficient liquidity to meet liabilities when due.

c) Credit Risk

Financial instruments which potentially subject the corporation to credit risk and concentrations of credit risk consist principally of cash, restricted cash and accounts receivable. Management manages credit risk associated with accounts receivable by pursuing collections when they are due.

Photo: Tyler Simpson, courtesy Tourism Winnipeg

THE CITY OF WINNIPEG
COUNCIL PENSION BENEFITS PROGRAM
(Established under By-law 7869/2001)

STATEMENT OF FINANCIAL POSITION

As at December 31

	2016	2015
ASSETS		
Investments		
Cash and short-term deposits (Note 3)	**$ 37,472**	$ 39,414
Canadian securities (Note 3)	**4,566,796**	4,007,047
	4,604,268	4,046,461
Accrued interest (Note 3)	**34,730**	32,433
Due from the City of Winnipeg	**9,973**	7,729
Total Assets	**4,648,971**	4,086,623
LIABILITIES		
Accounts payable and accrued liabilities	**44,907**	40,450
Total Liabilities	**44,907**	40,450
NET ASSETS AVAILABLE FOR BENEFITS	**4,604,064**	4,046,173
OBLIGATION FOR PENSION BENEFITS (Note 5)	**4,893,609**	4,251,848
NET ASSETS AVAILABLE FOR BENEFITS LESS OBLIGATION FOR PENSION BENEFITS	**$ (289,545)**	$ (205,675)

See accompanying notes to the financial statements

THE CITY OF WINNIPEG
COUNCIL PENSION BENEFITS PROGRAM
(Established under By-law 7869/2001)

STATEMENT OF CHANGES IN NET ASSETS AVAILABLE FOR BENEFITS

For the years ended December 31

	2016	2015
INCREASE IN ASSETS		
Contributions		
The City of Winnipeg (Note 6)	**$ 395,680**	$ 697,261
Plan members	**114,764**	111,595
	510,444	808,856
Investment income from		
Canadian securities	**90,101**	78,140
Cash and short-term deposits	**400**	572
	90,501	78,712
Current period change in fair value of investments	**106,570**	51,203
Total increase in assets	**707,515**	938,771
DECREASE IN ASSETS		
Administrative expenses		
Actuarial fees	**35,698**	72,444
Investment management, audit and administrative fees	**16,068**	15,190
	51,766	87,634
Benefit payments		
Commuted value benefit (Note 4)	**-**	138,842
Pension payments	**97,858**	97,981
	97,858	236,823
Total decrease in assets	**149,624**	324,457
Increase in net assets	**557,891**	614,314
Net assets available for benefits at beginning of year	**4,046,173**	3,431,859
Net assets available for benefits at end of year	**$ 4,604,064**	$ 4,046,173

See accompanying notes to the financial statements

THE CITY OF WINNIPEG
COUNCIL PENSION BENEFITS PROGRAM
(Established under By-law 7869/2001)

STATEMENT OF CHANGES IN PENSION BENEFITS OBLIGATION

For the years ended December 31

	2016	2015
OBLIGATION FOR PENSION BENEFITS AT BEGINNING OF YEAR	**$ 4,251,848**	$ 3,795,499
Benefits accrued	**488,717**	469,247
Interest accrued on benefits	**206,799**	183,827
Changes in actuarial assumptions	**44,103**	41,087
Benefits paid	**(97,858)**	(236,823)
Experience gains and losses	**-**	(989)
OBLIGATION FOR PENSION BENEFITS AT END OF YEAR	**$ 4,893,609**	$ 4,251,848

See accompanying notes to the financial statements

THE CITY OF WINNIPEG
COUNCIL PENSION BENEFITS PROGRAM
(Established under By-law 7869/2001)

NOTES TO THE FINANCIAL STATEMENTS

December 31, 2016

1. Description of Plan

a) General

The Council Pension Benefits Program (the "Program") was established on July 18, 2001 by The City of Winnipeg Council Pension Plan By-law No. 7869/2001, which deemed the Program to have come into existence on January 1, 2001. The Program means the benefits program consisting of The City of Winnipeg Council Pension Plan ("Part A" or "Plan") and The City of Winnipeg Council Early Retirement Benefits Arrangement ("Part B"). Part A and Part B are defined benefit pension plans, which provide pension benefits for The City of Winnipeg Council (the "Council") members. All members of Council were required to become members of the Program on January 1, 2001.

b) Contributions

For Part A, members contribute 6 1/2% of their Canada Pension Plan earnings plus 7 1/2% of any earnings in excess of their Canada Pension Plan earnings. The City of Winnipeg (the "City") makes contributions as required, based on the recommendation of the actuary for Part A. The City is responsible for ensuring that the actuarial liabilities of Part A are adequately funded over time. Any surplus disclosed in an actuarial valuation of Part A may be used to reduce the City's required contributions to Part A or used as a contingency reserve to offset possible future losses of Part A.

For Part B, the City pays the full cost of benefits and expenses as they become payable.

c) Retirement pensions

For each member, the Program allows for retirement at or after the age of 55, or following completion of 30 years of service, or when the sum of a member's age plus years of credited service equals 80, or if the member becomes totally and permanently disabled.

The pension formula prior to age 65 is equal to 2%, multiplied by the member's best 5-year average earnings, multiplied by the number of years of credited service. The pension formula after the age of 65 is equal to the member's years of credited service multiplied by the aggregate of 1.5% of the member's best 5-year average Canada Pension Plan earnings plus 2% of the member's best 5-year average non-Canada Pension Plan earnings.

For Part A, the amount determined by the pension formula above is reduced by 0.25% for each month by which the member's date of retirement precedes the earliest of the day on which the: member will attain age 60, member would have completed 30 years of service had employment continued, or member's age plus years of service would have totaled 80 had employment continued.

For Part B, the amount payable is equal to the amount determined by the pension formula above less the amount payable under Part A.

Benefits are indexed each July 1 at a rate of 80% of Consumer Price Index (Canada) from the date the pension commences to be paid.

d) Deemed retirement

Any Program member who is not retired on December 1 of the taxation year in which the Program member attains age 71 shall be deemed to have retired on that day.

1. Description of Plan (continued)

e) Survivor's benefits

On a member's death before retirement Part A provides for survivor's benefits and Part B does not. The Program provides for survivor's benefits on a member's death after retirement.

f) Termination benefits

Upon application and subject to locking-in provisions, deferred pensions or equivalent lump sum benefits with respect to Part A accruals are payable to a Program member when a Program member ceases to be an elected official with the City prior to being eligible to retire under the Program. No benefits are payable under Part B when a Program member ceases to be an elected official with the City prior to being eligible to retire under the Program.

Benefits are indexed each July 1 at a rate of 80% of Consumer Price Index (Canada) up to the date the deferred pension commences to be paid.

g) Re-election

If a Program member who is receiving a pension from the Program is re-elected, the Program member's pension will be suspended prior to the Program member becoming an elected official with the City and their years of credited service will be added to the Program member's years of credited service after re-election.

h) Administration

The Program is administered by the Council Pension Benefits Board ("Board") which is comprised of three representatives appointed by the Council, only one of whom may be a Councillor, and the Chief Financial Officer of the City or his or her designate.

2. Significant Accounting Policies

a) Basis of presentation

These financial statements are prepared on a going concern basis and present the aggregate financial position of the Program as a separate financial reporting entity, independent of the sponsor and Program members. They are prepared to assist Program members and others in reviewing the activities of the Program for the fiscal period.

These financial statements are prepared in accordance with Canadian accounting standards for pension plans. In selecting accounting policies that do not relate to its investment portfolio or pension obligations the program applies on a consistent basis Canadian accounting standards for private enterprises ("ASPE").

b) Financial instruments

i) Initial measurement

Financial instruments are measured at fair value on origination or acquisition, adjusted by, in the case of financial instruments that will not be subsequently measured at fair value, financing fees and transaction costs. All other financing fees and transaction costs are recognized in the statement of changes in net assets available for benefits in the period incurred.

2. Significant Accounting Policies (continued)

ii) Subsequent to initial recognition

Investments are measured at fair value without any adjustment for transaction costs that may be incurred on sale or other disposal. Changes in fair value are recognized in the statement of changes in net assets available for benefits in the period incurred. Other financial instruments are measured at amortized cost.

c) Investments

i) Fair value measurement

Fair value is the amount for which an asset could be exchanged, or a liability settled, between knowledgeable, willing parties in an arm's length transaction on the measurement date.

The Plan measures fair value of investments using quoted prices in an active market. The Plan uses closing market prices as a practical expedient for fair value measurement.

All changes in fair value, other than interest and dividend income and expense, are recognized in the statement of changes in net assets available for benefits as part of current period change in fair value of investments.

Fair values of investments are determined as follows:

Canadian securities are valued at year-end quoted closing prices.

Cash and short-term deposits maturing within a year are stated at cost, which together with accrued interest income approximates fair value given the short-term nature of these investments.

ii) Income recognition

Income from investments is recorded on an accrual basis and includes interest income, dividends and other income.

d) Use of estimates

The preparation of financial statements requires management to make estimates and assumptions that affect the reported amounts of net assets, changes in net assets, and related disclosures. Actual results could differ from those estimates. The most significant use of estimates is the assumptions used in the actuarial valuation and extrapolation for the obligation for pension benefits (Note 5).

e) Income taxes

Part A is a registered pension plan, as defined by the Income Tax Act (Canada) and, accordingly, the pension fund is not subject to income taxes.

Part B is a supplemental pension plan where the City pays the full cost of benefits and expenses as they become payable.

3. Risk Management

In the normal course of business, the Plan's investment activities expose it to a variety of financial risks. Therefore, the objective of investment risk management is to diversify investment assets to reduce the likelihood of a significant reduction in total fund value while achieving the opportunity for gains in the portfolio within acceptable risk parameters. This is achieved by diversifying the investment portfolio within the constraints of the investment policy and objectives by regularly monitoring the Plan's position and market events.

a) Market risk

Market risk is the risk that the value of investments will fluctuate as a result of changes in market prices whether those changes are caused by factors specific to an individual asset or its issuer, or factors affecting all securities traded in the market. The Plan's policy is to invest in a diversified portfolio of investments.

i) Interest rate risk

Interest rate risk refers to the adverse consequences of interest rate changes on the Plan's asset values, future investment income and obligation for pension benefits. This risk arises from the differences in the timing and amount of cash flows related to the Plan's assets and liabilities. The value of the Plan's interest bearing assets is affected by short-term changes in market interest rates.

Pension liabilities are exposed to the long-term expectation of rate of return on investments as well as expectations of inflation and salary escalation. The Plan's primary exposure is to a decline in the long-term rate of return which may result in higher contribution rates required to meet pension obligations.

ii) Foreign currency risk

Foreign currency exposure arises from the Plan holding Canadian dollar investment funds with underlying investments, held in the fund, denominated in currencies other than the Canadian dollar. Fluctuations in the value of the Canadian dollar against these foreign currencies can result in a positive or a negative effect on the fair value of investments. The fund is exposed to fluctuations of multiple currencies, most notably the U.S. dollar.

iii) Other price risk

The Plan's investments in equities are sensitive to changes in market prices whether those changes are caused by factors specific to an individual asset or its issuer, or factors affecting all securities traded in the market. To manage the Plan's other price risk, the Board adopted an indexing strategy that diversifies risk over a wide range of investments that is intended to mirror the liabilities of the Plan.

As at December 31, 2016, a decline of 10 percent in value of Canadian securities, with all other variables held constant, would have impacted the Plan's Canadian securities by an approximate unrealized loss of $457,000 (2015 - $401,000).

b) Credit risk

Credit risk arises from the potential for an investee to fail or default on its contractual obligations to the Plan. At December 31, 2016, the Plan's maximum credit risk exposure relates to accrued interest, cash and short-term deposits totaling $72,202 (2015 - $71,847).

3. Risk Management (continued)

c) Liquidity risk

Liquidity risk refers to the risk that the Plan will encounter difficulty in meeting obligations associated with financial liabilities through selling or acquiring investments in a timely and cost-effective manner. The Plan maintains a portfolio of highly marketable Canadian assets that may be sold as protection against any unforeseen interruption to cash flow.

d) Fair value

The Plan's assets, which are recorded at fair value, have been categorized into one of the following categories reflecting the significant inputs used in making the fair value measurement:

- Level 1 valuation based on quoted prices (unadjusted) in active markets for identical assets or liabilities;
- Level 2 valuation techniques based on inputs other than quoted prices included in Level 1 that are observable for the asset or liability, either directly or indirectly; and
- Level 3 valuation techniques using inputs for the asset or liability that are not based on observable market data (unobservable inputs).

The following is a summary of the inputs used as of December 31, 2016 and 2015 in valuing the Plan's financial assets recorded at fair value:

	Level 1	Level 2	Level 3	**2016 Total**
Cash and short-term deposits	**$ 37,472**	**$ -**	**$ -**	**$ 37,472**
Canadian securities	**4,566,796**	**-**	**-**	**4,566,796**
	$ 4,604,268	**$ -**	**$ -**	**$ 4,604,268**

	Level 1	Level 2	Level 3	2015 Total
Cash and short-term deposits	$ 39,414	$ -	$ -	$ 39,414
Canadian securities	4,007,047	-	-	4,007,047
	$ 4,046,461	$ -	$ -	$ 4,046,461

Canadian securities consist of the following:

	2016	2015
iShares real return bond index fund	**$ 2,713,118**	$ 2,406,085
iShares MSCI World Index ETF	**948,811**	799,371
iShares Core S-P/TSX Capped Comp Index ETF	**472,337**	401,906
iShares Canadian Long Term Bond Index ETF	**432,530**	399,685
	$ 4,566,796	$ 4,007,047

4. Commuted Value Benefit

There were no commuted value benefits paid in 2016. The 2015 commuted value benefit represents benefits under Part A that were payable to former councillors. The benefit is the result of a choice made by the member to take out the commuted value benefit. These benefits were actuarially determined and complied with the Income Tax Act (Canada).

5. Obligation for Pension Benefits

An actuarial valuation of the Program was prepared as at December 31, 2014 and extrapolated to December 31, 2016 by Mercer (Canada) Limited ("Mercer"). The actuarial present value of accrued pension benefits for the valuation was determined using the projected benefit method pro-rated on service and using assumptions approved by the Board with input from the actuary.

The significant long-term assumptions used in the valuation of accrued pension benefits provided for a discount rate on liabilities of 4.60% (2015 - 4.65%) per annum, a rate of return on assets of 4.60% (2015 - 4.65%) per annum, and a general rate of salary increase of 2.50% (2015 - 2.50%) per annum.

The obligation for pension benefits is comprised of the following:

	2016	2015
Part A	**$ 4,761,735**	$ 4,156,571
Part B	**131,874**	95,277
	$ 4,893,609	$ 4,251,848

6. Contributions

	2016	2015
Current service	**$ 395,680**	$ 385,712
Special contributions (Note 7)	**-**	311,549
	$ 395,680	$ 697,261

For Part A, the City's contributions to the Plan are due within four weeks of the required date. The City is charged interest on all balances outstanding past the due date.

For Part B, the City pays the full cost of benefits and expenses as they become payable.

7. Capital Management

For Part A, the main objective of the Board is to sustain a level of net assets in order to meet the pension obligation of Part A. The Board fulfills this objective by ensuring member and City contributions are remitted to the pension fund in accordance with the terms of Part A and adhering to specific investment policies including asset mix and rate of return expectations, outlined in the Board approved Statement of Investment Policies and Procedures. Investment policy, strategies and performance are reviewed regularly by the Board.

For Part A, the City is responsible for ensuring that the actuarial liabilities of the Plan are adequately funded. The Board is required to have an actuarial funding valuation for Part A filed with Canada Revenue Agency. The most recent actuarial funding valuation filed for Part A was prepared by Mercer for the period ended December 31, 2014 and reported a $301 thousand shortfall which, along with interest accruing to date of payment, was fully funded by the City of Winnipeg during 2015. The next required actuarial funding valuation for Part A is as at December 31, 2017 and will be completed in 2018.

For Part B, the City pays the full cost of benefits and expenses as they become payable.

8. Related Party Transactions

The Program receives administrative support from the City at no cost to the Program.



Photo: Oak Hammock Marsh, courtesy Tourism Winnipeg

THE CITY OF WINNIPEG
WINNIPEG POLICE PENSION PLAN

STATEMENT OF FINANCIAL POSITION

As at December 31
(in thousands of dollars)
(unaudited)

	2016	2015
ASSETS		
Investments, at fair value		
Bonds and debentures	**$ 249,570**	$ 269,172
Canadian equities	**335,430**	299,883
Foreign equities	**446,517**	429,239
Cash and short-term deposits	**68,704**	53,364
Private equities	**24,165**	24,468
Real estate	**105,674**	93,741
Infrastructure	**107,251**	107,069
Private debt	**44,792**	10,007
Real estate debt	**20,889**	14,872
Infrastructure debt	**2,844**	-
	1,405,836	1,301,815
Participants' contributions receivable	**3**	5
Employers' contributions receivable	**-**	9
Accounts receivable	**735**	558
Due from The Winnipeg Civic Employees' Pension Plan	**16**	21
Total Assets	**1,406,590**	1,302,408
LIABILITIES		
Accounts payable	**2,994**	2,117
Total Liabilities	**2,994**	2,117
NET ASSETS AVAILABLE FOR BENEFITS	**1,403,596**	1,300,291
PENSION OBLIGATIONS	**1,263,728**	1,222,646
SURPLUS	**$ 139,868**	$ 77,645
SURPLUS COMPRISED OF:		
Main Account - General Component	**$ 127,507**	$ 66,260
Plan Members' Account	**12,361**	11,385
	$ 139,868	$ 77,645

See accompanying notes to the financial statements

THE CITY OF WINNIPEG
WINNIPEG POLICE PENSION PLAN

STATEMENT OF CHANGES IN NET ASSETS AVAILABLE FOR BENEFITS

For the year ended December 31
(in thousands of dollars)
(unaudited)

	2016	2015
INCREASE IN ASSETS		
Contributions		
The City of Winnipeg	**$ 28,655**	$ 24,080
Employees	**12,883**	12,426
Reciprocal transfers from other plans	**519**	347
	42,057	36,853
Investment income (Note 5)	**37,880**	35,243
Current period change in fair value of investments	**78,028**	47,973
Total increase in assets	**157,965**	120,069
DECREASE IN ASSETS		
Pension payments	**47,172**	45,097
Lump sum benefits (Note 7)	**1,631**	1,174
Administrative expenses (Note 8)	**1,073**	908
Investment management and custodial fees	**4,784**	4,468
Total decrease in assets	**54,660**	51,647
Increase in net assets	**103,305**	68,422
Net assets available for benefits at beginning of year	**1,300,291**	1,231,869
Net assets available for benefits at end of year	**$ 1,403,596**	$ 1,300,291

See accompanying notes to the financial statements

THE CITY OF WINNIPEG
WINNIPEG POLICE PENSION PLAN

STATEMENT OF CHANGES IN PENSION OBLIGATIONS

For the year ended December 31
(in thousands of dollars)
(unaudited)

	2016	2015
ACCRUED PENSION BENEFITS, BEGINNING OF YEAR	**$ 1,222,646**	$ 1,128,967
INCREASE IN ACCRUED PENSION BENEFITS		
Interest on accrued pension benefits	**66,215**	64,259
Benefits accrued	**42,689**	39,557
Changes in actuarial assumptions	**-**	38,876
Total increase in accrued pension benefits	**108,904**	142,692
DECREASE IN ACCRUED PENSION BENEFITS		
Benefits paid	**48,802**	46,271
Experience gains and losses and other factors	**2,808**	-
Changes in actuarial assumptions	**15,128**	1,736
Administration expenses	**1,084**	1,006
Total decrease in accrued pension benefits	**67,822**	49,013
NET INCREASE IN ACCRUED PENSION BENEFITS FOR THE YEAR	**41,082**	93,679
ACCRUED PENSION BENEFITS, END OF YEAR	**$ 1,263,728**	$ 1,222,646

See accompanying notes to the financial statements

THE CITY OF WINNIPEG
WINNIPEG POLICE PENSION PLAN

STATEMENT OF CHANGES IN SURPLUS

For the year ended December 31
(in thousands of dollars)
(unaudited)

	2016	2015
SURPLUS, BEGINNING OF YEAR	**$ 77,645**	$ 102,902
Increase in net assets available for benefits for the year	**103,305**	68,422
Increase in accrued pension benefits for the year	**(41,082)**	(93,679)
SURPLUS, END OF YEAR	**$ 139,868**	$ 77,645

See accompanying notes to the financial statements

THE CITY OF WINNIPEG
WINNIPEG POLICE PENSION PLAN

SCHEDULE 1

SCHEDULE OF CHANGES IN NET ASSETS AVAILABLE FOR BENEFITS BY ACCOUNT

For the year ended December 31
(in thousands of dollars)
(unaudited)

	2016				
	Main Account-General Component	Main Account-Contribution Stabilization Reserve	Plan Members' Account	City Account	**Total**
INCREASE IN ASSETS					
Contributions					
The City of Winnipeg	$ 28,655	$ -	$ -	$ -	**$ 28,655**
Employees	12,883	-	-	-	**12,883**
Reciprocal transfers from other plans	519	-	-	-	**519**
	42,057	-	-	-	**42,057**
Investment income (Note 5)	37,547	-	333	-	**37,880**
Current period change in fair value of investments	77,343	-	685	-	**78,028**
Total increase (decrease) in assets	156,947	-	1,018	-	**157,965**
DECREASE IN ASSETS					
Pension payments	47,172	-	-	-	**47,172**
Lump sum benefits (Note 7)	1,631	-	-	-	**1,631**
Administrative expenses (Note 8)	1,073	-	-	-	**1,073**
Investment management and custodial fees	4,742	-	42	-	**4,784**
Total decrease in assets	54,618	-	42	-	**54,660**
Increase in net assets	102,329	-	976	-	**103,305**
Net assets available for benefits at beginning of year	1,288,906	-	11,385	-	**1,300,291**
Net assets available for benefits at end of year	$ 1,391,235	$ -	$ 12,361	$ -	**$ 1,403,596**

See accompanying notes to the financial statements

THE CITY OF WINNIPEG
WINNIPEG POLICE PENSION PLAN

SCHEDULE 2

SCHEDULE OF CHANGES IN NET ASSETS AVAILABLE FOR BENEFITS BY ACCOUNT

For the year ended December 31
(in thousands of dollars)
(unaudited)

	2015				
	Main Account-General Component	Main Account-Contribution Stabilization Reserve	Plan Members' Account	City Account	Total
INCREASE IN ASSETS					
Contributions					
The City of Winnipeg	$ 24,080	$ -	$ -	$ -	$ 24,080
Employees	12,426	-	-	-	12,426
Reciprocal transfers from other plans	347	-	-	-	347
	36,853	-	-	-	36,853
Investment income (Note 5)	34,936	-	307	-	35,243
Current period change in fair value of investments	47,554	-	419	-	47,973
Transfer from Contribution Stabilization Reserve - Resolution of funding surplus (Note 3)	1,918	(1,918)	-	-	-
Transfer from City account - Resolution of funding surplus (Note 3)	20	-	-	(20)	-
Total increase (decrease) in assets	121,281	(1,918)	726	(20)	120,069
DECREASE IN ASSETS					
Pension payments	45,097	-	-	-	45,097
Lump sum benefits (Note 7)	1,174	-	-	-	1,174
Administrative expenses (Note 8)	908	-	-	-	908
Investment management and custodial fees	4,429	-	39	-	4,468
Total decrease in assets	51,608	-	39	-	51,647
Increase (decrease) in net assets	69,673	(1,918)	687	(20)	68,422
Net assets available for benefits at beginning of year	1,219,233	1,918	10,698	20	1,231,869
Net assets available for benefits at end of year	$ 1,288,906	$ -	$ 11,385	$ -	$ 1,300,291

See accompanying notes to the financial statements

THE CITY OF WINNIPEG
WINNIPEG POLICE PENSION PLAN

SCHEDULE 3

SCHEDULE OF CHANGES IN SURPLUS BY ACCOUNT

For the year ended December 31
(in thousands of dollars)
(unaudited)

	2016				
	Main Account-General Component	Main Account-Contribution Stabilization Reserve	Plan Members' Account	City Account	**Total**
SURPLUS, BEGINNING OF YEAR	$ 66,260	$ -	$ 11,385	$ -	**$ 77,645**
Increase in net assets available for benefits for the year	102,329	-	976	-	**103,305**
Net increase in accrued pension benefits for the year	(41,082)	-	-	-	**(41,082)**
SURPLUS, END OF YEAR	$ 127,507	$ -	$ 12,361	$ -	**$ 139,868**

	2015				
	Main Account-General Component	Main Account-Contribution Stabilization Reserve	Plan Members' Account	City Account	Total
SURPLUS, BEGINNING OF YEAR	$ 90,266	$ 1,918	$ 10,698	$ 20	$ 102,902
Increase (decrease) in net assets available for benefits for the year	69,673	(1,918)	687	(20)	68,422
Net increase in accrued pension benefits for the year	(93,679)	-	-	-	(93,679)
SURPLUS, END OF YEAR	$ 66,260	$ -	$ 11,385	$ -	$ 77,645

See accompanying notes to the financial statements

THE CITY OF WINNIPEG
WINNIPEG POLICE PENSION PLAN

NOTES TO THE FINANCIAL STATEMENTS

For the year ended December 31, 2016
(in thousands of dollars)
(unaudited)

1. Description of Plan

a) General

The Winnipeg Police Pension Plan is a defined benefit pension plan, which provides pension benefits for City of Winnipeg police officers. All police officers are required to become members of the Plan at the commencement of their employment.

b) Administration

The Plan is administered by the Winnipeg Police Pension Board which is comprised of two voting members appointed by the Winnipeg Police Association, appointed on behalf of Police Officers who are Active Members; one voting member appointed by the Winnipeg Police Senior Officers' Association, appointed on behalf of the senior police officers who are Active Members; one voting member elected by the Non-Active Members and other beneficiaries under the Plan; and five voting members appointed by the City.

The Board also consists of a maximum of four non-voting members, one of whom may be appointed by each of the Winnipeg Police Association, the Winnipeg Police Senior Officers' Association, and the City of Winnipeg, respectively, and one of whom may be elected by the Non-Active Members or, if no election is held, appointed by the Non-Active Member Representative on behalf of the Non-Active Members.

The Plan is registered under the Pension Benefits Act of Manitoba. The Plan is a registered pension plan under the Income Tax Act, and is not subject to income taxes.

c) Financial structure

The Winnipeg Police Pension Plan is comprised of three Accounts, namely the Main Account (which has two components being the General Component and the Contribution Stabilization Reserve), the Plan Members' Account and the City Account.

i) Main Account - General Component

All benefits of the Pension Plan are paid from the Main Account - General Component.

Employees contribute 8% of earnings to the Main Account. If the Contribution Stabilization Reserve is sufficient to provide a transfer to fund the difference between the current service cost of benefits accrued during the year and matching employee and City contributions and to the extent provincial funding regulations permit such a transfer, then the City matches the employee contributions during the year.

If the Contribution Stabilization Reserve is insufficient to provide the above transfer or if provincial funding regulations restrict such a transfer, then the City contributes the balance of the current service cost of benefits accrued during the year, including 2% of earnings for post-retirement cost-of-living adjustments, in excess of the employees' contributions.

1. *Description of Plan (continued)*

c) Financial structure (continued)

ii) Main Account - Contribution Stabilization Reserve

The Contribution Stabilization Reserve is credited with a portion of actuarial surpluses. The Contribution Stabilization Reserve finances, through transfers to the Main Account - General Component, the portion of the current service cost of benefits that exceeds the employees' and City's contributions. In accordance with Provincial funding regulations the Contribution Stabilization Reserve can be used to reduce the City's contributions only to the extent of the balance in excess of 5% of the Plan's solvency liabilities. The balance of the Contribution Stabilization Reserve has been below this threshold since 2012.

iii) Plan Members' Account

In order to ensure that the *Plan* members will receive a benefit equal to the benefit received by the City through the contribution holidays that it took in 2001 and 2002, the Plan Members' Account was established effective January 1, 2003 with an initial balance equal to the amount of the City's contribution holidays adjusted for investment income up to December 31, 2002.

The Plan Members' Account will be credited with any share of future actuarial surpluses that are allocated to the Plan Members in accordance with the Plan.

iv) City Account

The City Account is credited with the share of future actuarial surpluses that are allocated to the City in accordance with the Plan.

d) Retirement pensions

The *Plan* provides for retirement at or after age 55 or following completion of 25 years of credited service. The Plan allows early retirement at age 50 or completion of at least 20 years of credited service subject to an early retirement pension reduction. The pension formula prior to age 65 is equal to 2% of the average earnings in the 60 consecutive months in which the earnings are highest ("Best Average Earnings") for each year of credited service. The pension formula after age 65 is equal to 1.4% of Best Average Canada Pension Plan earnings plus 2% of Best Average Non-Canada Pension Plan earnings for each year of credited service. Pensions are subject to the maximum benefit limits prescribed for registered pension plans under the Income Tax Act.

Retirement and survivor pensions, including deferred pensions, are increased annually to provide cost-of-living adjustments at the stated level in the Plan text, which level is currently 39.5% (2015 - 44.9%) of the percentage change in the Consumer Price Index for Canada.

e) Disability pensions

A member, who has completed at least fifteen years of credited service, and who has become totally and permanently disabled may apply for a disability pension.

f) Survivor's benefits

The Plan provides survivor pensions or lump sum benefits on death prior to retirement. On death after retirement, eligible surviving spouses normally receive 66 2/3% of the member's pension.

1. *Description of Plan (continued)*

g) Termination benefits

Upon application and subject to vesting and locking-in provisions, deferred pensions or equivalent lump sum benefits are payable when a member terminates employment with the City.

h) Variation in benefits

The Plan provides that the rate of cost-of-living adjustment to pensions may be increased using funds available in the Plan Members' Account or may be reduced in the event of a funding deficiency.

2. *Summary of Significant Accounting Policies*

a) Basis of presentation

These financial statements are prepared in accordance with Canadian accounting standards for pension plans on a going concern basis and present the aggregate financial position of the Plan as a separate financial reporting entity, independent of the City and Plan members. They are prepared to assist Plan members and others in reviewing the activities of the Plan for the fiscal period.

These financial statements include the financial statements of the Plan and its wholly-owned subsidiary, 5332665 Manitoba Ltd., which was incorporated on July 14, 2006. The Plan accounts for its investment in its subsidiary on a non-consolidated basis and presents it at fair value. The purpose of the subsidiary corporation is to invest in and hold certain private equity investments on behalf of the Plan.

b) Investments and investment income

Investments are stated at fair value. Fair value represents the price that would be received to sell an asset or paid to transfer a liability in an orderly transaction between market participants in the principal (or most advantageous) market at the measurement date under current market conditions.

Publicly traded equity investments are valued using published market prices.

Bonds and debentures are valued either using published market prices or by applying valuation techniques that utilize observable market inputs.

For private equity, private debt, real estate debt, infrastructure debt and infrastructure investments, where quoted market prices are not available, various methods of valuation are used by the external managers to determine fair value including the use of: discounted cash flows, earnings multiples, prevailing market rates for instruments with similar characteristics or other pricing models as appropriate. Real estate investments are valued based on the most recent valuations or appraisals of the underlying properties.

Cash and short-term investments are recorded at cost, which, together with accrued interest income, approximates fair value.

Investment transactions are recognized on a trade date basis. Investment income is recorded on the accrual basis.

The Plan's investment income, current period change in fair value of investments and investment management and custodial fees are allocated between the Accounts and Reserve based on the average balance of each Account and Reserve during the year.

2. *Summary of Significant Accounting Policies (continued)*

c) Foreign currency translation

Assets and liabilities denominated in foreign currencies are translated into Canadian dollars at the exchange rates prevailing at the year end. Income and expenses, and the purchase and sale of investments, are translated into Canadian dollars at the exchange rates prevailing on the transaction dates.

d) Use of estimates

The preparation of financial statements in accordance with Canadian accounting standards for pension plans requires management to make estimates and assumptions that affect the reported amounts of certain assets and liabilities at the date of the financial statements and the reported amounts of changes in net assets, obligations, and surplus during the year. Actual results could differ from those estimates. Items within the financial statements which require significant estimates and judgment include the pension obligation and the fair value of investments.

3. *Obligations for Pension Benefits*

An actuarial valuation of the Plan was performed as of December 31, 2016 by Eckler Ltd. This valuation was used to determine the actuarial present value of accrued benefits disclosed in the Statement of Financial Position as at December 31, 2016. For the comparative 2015 figures, the actuarial present value of accrued benefits at December 31, 2015 is based on December 31, 2015 actuarial valuation performed by Eckler Ltd. The economic assumptions used in determining the actuarial value of accrued pension benefits were developed by reference to expected long term economic and investment market conditions. Significant long term actuarial assumptions used in the valuation including a valuation interest rate of 5.50% (2015 – 5.50%) per year, inflation of 2.0% (2015 – 2.0%) per year and general increases in pay of 3.50% (2015 - 3.50%) per year. The demographic assumptions, including rates of termination of employment, retirement and mortality, were chosen after detailed analysis of past experience.

The actuarial present value of accrued benefits was determined using the projected benefit method pro-rated on services.

The actuarial valuation as at December 31, 2016 disclosed a $43,206 funding surplus which is to be resolved in accordance with the *Plan,* by transferring $206 to the City Account, by transferring $21,500 from the Main Account - General Component to the Main Account - Contribution Stabilization Reserve and by increasing future cost-of-living adjustments from 39.5% to 46.7% of inflation (with a corresponding increase in obligations for pension benefits of $21,500), effective January 1, 2017.

The actuarial valuation as at December 31, 2015 disclosed a $15,128 funding deficiency which is to be resolved in accordance with the *Plan,* by decreasing future cost-of-living adjustments from 44.9% to 39.5% of inflation (which results in a reduction to obligations for pension benefits of $15,128), effective January 1, 2016.

The assets available to finance the *Plan's* accrued benefits are those allocated to the Main Account - General Component. In determining the surplus or deficiency for actuarial valuation purposes, and to be consistent with the assumptions used to determine the actuarial present value of benefits, the actuarial value of the assets of the Main Account - General Component was determined from fair values. The actuarial value placed on the assets smoothes out fluctuations in fair values by spreading the difference between expected returns and actual returns, including unrealized gains and losses, over five years.

3. Obligations for Pension Benefits (continued)

The effect of using a smoothed value of assets for the Main Account - General Component in determining the estimated actuarial surplus or deficiency, before allocation of surplus or deficit resolution, is as follows:

	2016	2015
Surplus for financial statement reporting purposes		
Main Account - General Component	**$ 127,507**	$ 66,260
Fair value changes not reflected in actuarial value of assets	**(84,301)**	(81,388)
Surplus (Deficit) for actuarial valuation purposes		
Main Account - General Component	**43,206**	(15,128)
Add: special purpose reserves and accounts		
Main Account - Contribution Stabilization Reserve	**-**	-
Plan Members' Account	**12,361**	11,385
City Account	**-**	-
Surplus (Deficit) for actuarial valuation purposes - including special purpose reserves and accounts	**$ 55,567**	$ (3,743)

The funding requirements relating to the Plan's solvency position under The Pension Benefits Regulation, are based on the last actuarial valuation for funding purposes filed with the Manitoba Pension Commission, which will be as at December 31, 2016.

The actuarial valuation as at December 31, 2016 disclosed solvency liabilities measured on a Plan termination basis of $1,431,314 and a solvency deficiency of $9,553 after taking into the account the amount of secured by the existing letter of credit.

The Pension Benefits Regulation provides that an irrevocable letter of credit may be used to secure some or all of the special payments that would otherwise be required from the City of Winnipeg. In 2016, the City of Winnipeg provided a renewed irrevocable letter of credit from a chartered bank to the Winnipeg Police Pension Board to be held in trust for the Plan in the amount of $28,962 together with any applicable interest as required under the Regulation. The letter of credit took effect on October 27, 2016 and as of December 31, 2016 the irrevocable letter of credit secured special payments that would otherwise be required from the City of Winnipeg in the amount of $32,426. the letter of credit expires October 26, 2017.

The City of Winnipeg has informed the Winnipeg Police Pension Board that it will be arranging for renewal of the existing irrevocable letter of credit to be held by the Winnipeg Police Pension Board in lieu of making special payments, together with any applicable interest as required under the Regulation. The renewed letter of credit is expected to take effect in October 2017 and must be renewed annually thereafter until such time as the Plan no longer has a solvency deficiency or the City of Winnipeg has made all payments required under the Regulation.

4. Management of Financial Risk

In the normal course of business, the Plan’s investment activities expose it to a variety of financial risks. The Plan seeks to minimize potential adverse effects of these risks on the Plan’s performance by hiring professional, experienced portfolio managers, by regular monitoring of the Plan’s position and market events, by diversifying the investment portfolio within the constraints of the investment policy and objectives, and occasionally through the use of derivatives to hedge certain risk exposures. Significant risks that are relevant to the Plan are discussed below.

4. Management of Financial Risk (continued)

a) Credit risk

Credit risk arises from the potential for an investee to fail or to default on its contractual obligations to the Plan, and is concentrated in the Plan's investment in bonds and debentures and short-term deposits. At December 31, 2016, the Plan's credit risk exposure related to bonds and debentures and short-term deposits totaled $318,274 (2015 - $322,536).

The Plan's concentration of credit risk as at December 31, 2016, related to bonds and debentures, is categorized amongst the following types of issuers:

Type of Issuer	**2016 Fair Value**	2015 Fair Value
Government of Canada and Government of Canada guaranteed	**$ 51,147**	$ 55,819
Provincial and Provincial guaranteed	**86,479**	95,334
Canadian cities and municipalities	**9,197**	9,651
Corporations and other institutions	**102,747**	108,368
	$ 249,570	$ 269,172

The Plan's investments include short-term deposits with the City of Winnipeg which have a fair value of $44,364 at December 31, 2016 (2015 - $42,810).

The Plan limits credit risk by investing in bonds and debentures of investees that are considered to be high quality credits and by utilizing an internal Investment Policy Guideline monitoring process.

As at December 31, bonds and debentures analyzed by credit rating are as follows:

	2016		2015	
Credit Rating	**Percent of Total Bonds**	**Percent of Net Assets**	Percent of Total Bonds	Percent of Net Assets
AAA	**26.8**	**4.8**	26.4	5.5
AA	**32.0**	**5.7**	31.5	6.5
A	**28.6**	**5.1**	30.5	6.3
BBB	**12.6**	**2.2**	11.6	2.4
	100.0	**17.8**	100.0	20.7

At December 31, 2016, the Plan's credit risk exposure related to private debt, real estate debt and infrastructure debt totaled $68,525 (2015 - $24,879). The Plan's external managers for the private debt, real estate debt and infrastructure debt portfolios limit credit risk through diversification, performing internal credit analysis and enforcing loan covenants.

The Plan participates in a securities lending program, managed by the Plan's custodian, wherein securities are loaned to counterparties in exchange for lending fees. In this regard, the Plan's exposure to credit risk relates to the potential for a counterparty to not return a security and the related collateral held is insufficient to replace the security in the open market. The Manager has responsibility to monitor the credit worthiness of counterparties and to regularly monitor and maintain collateral greater than the value of the loans.

4. Management of Financial Risk (continued)

b) Liquidity risk

Liquidity risk is the risk that the Plan will encounter difficulty in meeting obligations associated with financial liabilities. The Plan ensures it retains sufficient cash and short-term investment positions to meet its cash flow commitments, including the ability to fund the pensioner payroll costs and to fund investment commitments. The Plan primarily invests in securities that are traded in active markets and can be readily disposed. The Plan may invest in private equity and private debt, which is not traded in an organized market and may be illiquid, but only up to a maximum of 5% of the Plan's assets, as stipulated in the Plan's Statement of Investment Policies and Procedures. The Plan may also invest in real estate and real estate debt, which is not traded in an organized market and may be illiquid, but only up to a maximum of 14% of the Plan's assets, as stipulated in the Plan's Statement of Investment Policies and Procedures. Finally, the Plan may also invest in infrastructure and infrastructure debt, which is not traded in an organized market and may be illiquid, but only up to a maximum of 10% of the Plan's assets, as stipulated in the Plan's Statement of Investment Policies and Procedures.

c) Interest rate risk

Interest rate risk is the risk that the fair value of the Plan's interest bearing investments will fluctuate due to changes in market interest rates. The Plan's exposure to interest rate risk is concentrated in its investment in bonds and debentures and short-term investments.

The Plan's actuarial liabilities are also exposed to fluctuations in long term interest rates as well as expectations of inflation and salary escalation. The Plan's primary exposure is to a decline in the long-term real rate of return which may result in higher contribution rates or lower benefit levels.

The Plan has approximately 22.6% (2015 - 24.8%) of its assets invested in bonds and debentures and short-term investments as at December 31, 2016. The returns on bonds and debentures are particularly sensitive to changes in nominal interest rates.

The term to maturity and related fair values of investments in bonds and debentures held by the Plan at December 31, 2016 are as follows:

Term to Maturity	**2016 Fair Value**	2015 Fair Value
Less than one year	**$ 7,683**	$ 12,589
One to five years	**73,537**	65,793
Greater than five years	**168,350**	190,790
	$ 249,570	$ 269,172

As at December 31, 2016, had prevailing interest rates raised or lowered by 0.5% (2015 - 0.5%) assuming a parallel shift in the yield curve, with all other variables held constant, the fair value of investments in bonds and debentures would have decreased or increased, respectively, by approximately $12,354 (2015 - $13,661), approximately 0.9% of total net assets (2015 - 1.1%). The Plan's sensitivity to interest rate changes was estimated using the weighted average duration of the bond portfolio. In practice, the actual results may differ and the difference could be material.

The Plan also has exposure to interest rate risk from its private debt, real estate debt and infrastructure debt investments. The Plan's external investments managers mitigate interest rate risk by making loans that are primarily floating rate instruments.

4. Management of Financial Risk (continued)

d) Foreign currency risk

Foreign currency risk is the risk that the value of a financial instrument will fluctuate due to changes in foreign exchange rates. Foreign currency exposure arises from the Plan's holdings of foreign equity, real estate debt , private debt, infrastructure debt and infrastructure investments. The Plan's investment managers may, from time to time, hedge some of this exposure using forward contracts. The table below indicates the Plan's net foreign currency exposure after giving effect to the net related economic hedge as at December 31, 2016.

The table also illustrates the potential impact to the Plan's net assets, all other variables held constant, as a result of a 10% change in these currencies relative to the Canadian dollar. In practice, the actual results may differ from this sensitivity analysis and the difference could be material.

	2016				2015	
	Gross Exposure	**Net Foreign Currency Hedge**	**Net Exposure**	**Impact on Net Assets**	Net Exposure	Impact on Net Assets
United States	**$ 390,557**	**$ 11,580**	**$ 378,977**	**$ 37,898**	$ 325,107	$ 32,511
Euro countries	**75,401**	**9,321**	**66,080**	**6,608**	62,329	6,233
United Kingdom	**49,104**	**14,297**	**34,807**	**3,481**	36,264	3,626
Japan	**25,761**	**-**	**25,761**	**2,576**	23,760	2,376
Hong Kong	**18,786**	**-**	**18,786**	**1,879**	18,468	1,847
Switzerland	**13,842**	**-**	**13,842**	**1,384**	16,221	1,622
Sweden	**12,544**	**-**	**12,544**	**1,254**	12,081	1,208
Australia	**6,887**	**-**	**6,887**	**689**	5,540	554
Other	**16,514**	**-**	**16,514**	**1,651**	16,640	1,664
	$ 609,396	**$ 35,198**	**$ 574,198**	**$ 57,420**	$ 516,410	$ 51,641

e) Other price risk

Other price risk is the risk that the value of investments will fluctuate as a result of changes in market prices (other than those arising from interest rate risk or currency risk) whether those changes are caused by factors specific to an individual asset or its issuer, or factors affecting all securities traded in the market. All securities present a risk of loss of capital. The Plan's policy is to invest in a diversified portfolio of investments. As well, the Plan's Managers moderate this risk through careful selection of securities and other financial instruments within the parameters of the investment policy and strategy. The maximum risk resulting from financial instruments is equivalent to their fair value.

For this Plan, the most significant exposure to other price risk is from its investment in equity securities. As at December 31, 2016, had the prices on the respective stock exchanges for these securities increased or decreased by 15%, with all other variables held constant, net assets would have increased or decreased by approximately $117,291 (2015 - $109,368), approximately 8.4% of total net assets (2015 - 8.4%). In practice, the actual results may differ and the difference could be material.

4. Management of Financial Risk (continued)

e) Other price risk (continued)

The Plan also has exposure to valuation risk through its holdings of private equity, private debt, real estate debt and real estate investments, for which quoted market prices are not available. As at December 31, 2016, the estimated fair value of private equity investments is $24,165 (2015 - $24,468), approximately 1.7% of total net assets (2015 - 1.9%), and the related change in fair value of investments recognized for the year ended December 31, 2016 is $17 (2015 - $3,067). As at December 31, 2016, the estimated fair value of private debt investments is $44,792 (2015 - $10,007), approximately 3.2% of total net assets (2015 - 0.8%), and the related change in fair value of investments recognized for the year ended December 31, 2016 is $-43 (2015 - $790). As at December 31, 2016, the estimated fair value of real estate debt investments is $20,889 (2015 - $14,872), approximately 1.5% of total net assets (2015 - 1.1%), and the related change in fair value of investments recognized for the year ended December 31, 2016 is $-1,045 (2015 - $1,641). As at December 31, 2016, the estimated fair value of real estate investments is $105,674 (2015 - $93,741), approximately 7.5% of total net assets (2015 - 7.2%), and the related change in fair value of investments recognized for the year ended December 31, 2016 is $4,093 (2015 - $2,308).

The Plan also has exposure to valuation risk through its holdings of infrastructure and infrastructure debt investments, which quoted market prices are not available.

In 2013, the Plan became a client of OMERS Investment Management, and to date has made payments of $44,255 in a Contractual Return Arrangement. The Contractual Return Arrangement provides the Plan with the annual rate of return (which may be positive or negative) based on the total investment return reported in the OMERS Annual Report for the assets and related liabilities allocable to the OMERS Primary Pension Plan fund that are directly or indirectly owned by OMERS Administration Corporation ("OAC") and managed by Borealis Infrastructure (the "Borealis Assets"). Under this arrangement the Plan is the sole limited partner in an Ontario limited partnership (OIM B4 2013 L.P.), and it has entered into a derivative contract with that limited partnership, which provides the return described above each year on the outstanding value on the contract. The arrangement provides for annual cash distributions to the Plan to the extent that cash distributions are received by OAC in respect of the operations of any investment forming part of the Borealis Assets. In addition, further cash distributions may be made under the arrangement, to the extent that cash distributions are received by OAC and distributed to the partnership in respect of the full or partial disposition of any investment forming part of the Borealis Assets.

As at December 31, 2016, the estimated fair value of the infrastructure investments is $107,251 (2015 - $107,069), approximately 7.6% of total net assets (2015 - 8.2%), and the related change in fair value of investments recognized for the year ended December 31, 2016 is $-953 (2015 - $14,535). As at December 31, 2016, the estimated fair value of the infrastructure debt investments is $2,844 (2015 - $Nil), approximately 0.2% of total net assets (2015 - $Nil), the related change in fair value of investments recognized for the year ended December 31, 2016 is $18 (2015 - $Nil).

f) Fair value hierarchy

Financial instruments recorded at fair value on the Statement of Financial Position are classified using a fair value hierarchy that reflects the significance of the inputs used in making the measurements. The fair value hierarchy has the following levels: Level 1 - valuation based on quoted prices (unadjusted) in active markets for identical assets or liabilities; Level 2 - valuation techniques based on inputs other than quoted prices included in Level 1 that are observable for the asset or liability, either directly or indirectly; and, Level 3 - valuation techniques using inputs for the asset or liability that are not based on observable market data (unobservable inputs). The fair value hierarchy requires the use of observable market inputs whenever such inputs exist. A financial instrument is classified to the lowest level of the hierarchy for which a significant input has been considered in measuring fair value.

4. *Management of Financial Risk (continued)*

f) Fair value hierarchy(continued)

The following tables present the investment assets recorded at fair value in the Statement of Financial Position as at December 31, 2016 and December 31, 2015, classified using the fair value hierarchy described above:

	Level 1	**Level 2**	**Level 3**	**2016 Total Investment Assets at Fair Value**
Bonds and debentures	**$ -**	**$ 249,570**	**$ -**	**$ 249,570**
Canadian equities	**335,430**	**-**	**-**	**335,430**
Foreign equities	**446,517**	**-**	**-**	**446,517**
Cash and short-term deposits	**65,214**	**3,490**	**-**	**68,704**
Private equities	**-**	**-**	**24,165**	**24,165**
Real estate	**-**	**-**	**105,674**	**105,674**
Infrastructure	**-**	**-**	**107,251**	**107,251**
Private debt	**-**	**-**	**44,792**	**44,792**
Real estate debt	**-**	**-**	**20,889**	**20,889**
Infrastructure debt	**-**	**-**	**2,844**	**2,844**
	$ 847,161	**$ 253,060**	**$ 305,615**	**$ 1,405,836**

	Level 1	Level 2	Level 3	2015 Total Investment Assets at Fair Value
Bonds and debentures	$ -	$ 269,172	$ -	$ 269,172
Canadian equities	299,883	-	-	299,883
Foreign equities	429,239	-	-	429,239
Cash and short-term deposits	52,717	647	-	53,364
Private equities	-	-	24,468	24,468
Real estate	-	-	93,741	93,741
Infrastructure	-	-	107,069	107,069
Private debt	-	-	10,007	10,007
Real estate debt	-	-	14,872	14,872
	$ 781,839	$ 269,819	$ 250,157	$ 1,301,815

During the year, there have been no significant transfer of amounts between Level 1 and Level 2.

The following table reconciles the fair value of financial instruments classified in Level 3 from the beginning balance to the ending balance:

	2016	2015
Private Equities		
Fair value, beginning of year	**$ 24,468**	$ 21,387
Gains recognized in increase in net assets	**17**	3,067
Purchases	**215**	768
Sales/distribution	**(3,014)**	(3,864)
Purchases of short-term investments within subsidiary	**2,479**	3,110
	$ 24,165	$ 24,468

4. Management of Financial Risk (continued)

f) Fair value hierarchy (continued)

	2016	2015
Real Estate		
Fair value, beginning of year	**$ 93,741**	$ 88,617
Gains recognized in increase in net assets	**4,093**	2,308
Purchases	**9,050**	2,816
Sales	**(1,210)**	-
	$ 105,674	$ 93,741

	2016	2015
Infrastructure		
Fair value, beginning of year	**$ 107,069**	$ 69,602
(Losses) gains recognized in increase in net assets	**(953)**	14,535
Purchases	**1,620**	22,932
Sales	**(485)**	-
	$ 107,251	$ 107,069

	2016	2015
Private debt		
Fair value, beginning of year	**$ 10,007**	$ -
(Losses) gains recognized in increase in net assets	**(43)**	790
Purchases	**36,752**	11,007
Sales	**(1,924)**	(1,790)
	$ 44,792	$ 10,007

	2016	2015
Real estate debt		
Fair value, beginning of year	**$ 14,872**	$ 2,186
(Losses) gains recognized in increase in net assets	**(1,045)**	1,641
Purchases	**11,272**	11,045
Sales	**(4,210)**	-
	$ 20,889	$ 14,872

	2016	2015
Infrastructure debt		
Fair value, beginning of year	**$ -**	$ -
Gains recognized in increase in net assets	**18**	-
Purchases	**3,000**	-
Sales	**(174)**	-
	$ 2,844	$ -

4. Management of Financial Risk (continued)

f) Fair value hierarchy (continued)

Section 3.29 of the Pension Benefits Act Regulations requires disclosure of each investment asset that has a fair value greater than one percent of the fair value of the investment assets of the Fund. As at December 31, 2016, the Fund held the following investments that met this classification:

	2016
Bonds and debentures	
TD Emerald Long Bond Broad Market Pooled Fund	**$** 97,367
TD Lancaster Fixed Income Fund II	77,466
Fiera Active Fixed Income Fund	74,737
Canadian equities	
TD Emerald Canadian Equity Index Fund	82,719
Foreign equities	
State Street S&P 500 Index Common Trust Fund	109,926
Templeton Global Smaller Companies Fund	24,723
Cash and short-term deposits	
City of Winnipeg short-term deposit	44,364
Private equities	
5332665 Manitoba Ltd. common shares	23,184
Real estate	
Greystone Real Estate Fund Inc.	54,563
Bentall Kennedy Prime Canadian Property Fund Ltd.	51,111
Infrastructure	
OIM B4 2013 L.P.	54,827
JPMorgan Infrastructure Investments Fund	25,776
IFM Global Infrastructure (Canada), L.P.	26,648
Real estate debt	
Brookfield Real Estate Finance Fund IV	20,889
Private debt	
Northleaf Star Investor Corporation	16,760

5. Investment Income

	2016	2015
Bonds and debentures	**$ 9,690**	$ 9,821
Canadian equities	**9,091**	10,084
Foreign equities	**7,391**	6,256
Cash and short-term deposits	**(248)**	611
Real estate	**2,250**	2,816
Infrastructure	**6,447**	4,489
Private debt	**1,101**	168
Real estate debt	**2,112**	998
Infrastructure debt	**46**	-
	$ 37,880	$ 35,243

5. *Investment Income (continued)*

Allocated to:		
Main Account - General Component	**$ 37,547**	$ 34,936
Plan Members' Account	**333**	307
	$ 37,880	$ 35,243

6. *Investment Transaction Costs*

During 2016, the Plan incurred investment transaction costs in the form of brokerage commissions, in the amount of $350 (2015 - $297). Investment transaction costs are included in the current period change in fair value of investments.

7. Lump Sum Benefits

	2016	2015
Death benefits	**$ 1,285**	$ -
Payments on relationship breakdown	**341**	48
Termination benefits	**5**	1,054
Other	**-**	72
	$ 1,631	$ 1,174

8. Administrative Expenses

	2016	2015
The Winnipeg Civic Employees' Benefits Program	**$ 717**	$ 616
Actuarial fees	**162**	189
Asset liability study	**114**	-
Audit fee	**26**	25
Legal fees	**37**	10
Consulting fees	**2**	53
General and administrative expenses	**15**	15
	$ 1,073	$ 908

9. *Commitments*

The Plan's wholly-owned subsidiary, 5332665 Manitoba Ltd., has entered into an investment management agreement wherein it has authorized an investment manager to make private equity investment commitments on its behalf, with aggregate commitments not to exceed $20,000. Commitments will be funded over the next several years. As at December 31, 2016, $19,246 had been funded.

THE CITY OF WINNIPEG
CIVIC EMPLOYEES' GROUP LIFE INSURANCE PLAN and POLICE EMPLOYEES' GROUP LIFE INSURANCE PLAN

COMBINED STATEMENT OF FINANCIAL POSITION

As at December 31
(in $ thousands)

	2016	2015 (Note 2a)
ASSETS		
Investments, at fair value		
Bonds and debentures	**$ 55,972**	$ 56,376
Canadian equities	**48,275**	39,217
Foreign equities	**50,551**	49,839
Short-term deposits	**2,159**	1,986
	156,957	147,418
Accounts receivable	**97**	92
Due from The Winnipeg Civic Employees' Pension Plan	**14**	-
Employers' contributions receivable	**1**	1
Total Assets	**157,069**	147,511
LIABILITIES		
Accounts payable	**581**	608
Due to The Winnipeg Civic Employees' Pension Plan	**-**	18
Total Liabilities	**581**	626
NET ASSETS *(Note 4)*	**156,488**	146,885
BENEFIT OBLIGATIONS		
Civic Employees' Group Life Insurance Plan (Note 5)	**73,263**	94,001
Police Employees' Group Life Insurance Plan (Note 6)	**18,941**	25,312
	92,204	119,313
SURPLUS	**$ 64,284**	$ 27,572
SURPLUS COMPRISED OF:		
Civic Employees' Group Life Insurance Plan (Note 5)	**$ 53,346**	$ 25,329
Police Employees' Group Life Insurance Plan (Note 6)	**10,938**	2,243
	$ 64,284	$ 27,572

See accompanying notes to the financial statements

THE CITY OF WINNIPEG
CIVIC EMPLOYEES' GROUP LIFE INSURANCE PLAN

COMBINED STATEMENT OF CHANGES IN NET ASSETS

For the year ended December 31
(in $ thousands)

	2016	2015 (Note 2a)
INCREASE IN ASSETS		
Contributions		
Employees - basic	**$ 1,335**	$ 556
Employees - optional	**386**	163
	1,721	719
City of Winnipeg and participating employers	**1,331**	560
Pensioners	**244**	100
	3,296	1,379
Current period change in fair value of investments	**4,732**	(3,854)
Investment income (Note 8)	**3,988**	1,449
Total increase (decrease) in assets	**12,016**	(1,026)
DECREASE IN ASSETS		
Benefit payments	**4,267**	1,027
Claims administration and taxes	**233**	149
Administration	**204**	98
Actuarial fees	**18**	88
Legal fees	**10**	41
Investment management fees	**5**	2
Total decrease in assets	**4,737**	1,405
Net increase (decrease) in net assets for the year	**7,279**	(2,431)
NET ASSETS, BEGINNING OF YEAR	**119,330**	121,761
NET ASSETS, END OF YEAR	**$ 126,609**	$ 119,330

See accompanying notes to the financial statements

THE CITY OF WINNIPEG
CIVIC EMPLOYEES' GROUP LIFE INSURANCE PLAN

COMBINED STATEMENT OF CHANGES IN BENEFIT OBLIGATIONS

For the year ended December 31
(in $ thousands)

	2016	2015 (Note 2a)
INCREASE IN BENEFIT OBLIGATIONS		
Benefits accrued	**$ 3,707**	$ 1,641
Interest accrued on benefits	**3,263**	1,281
Experience gains and losses and other factors	**1,557**	-
Total increase in benefit obligations	**8,527**	2,922
DECREASE IN BENEFIT OBLIGATIONS		
Changes in actuarial assumptions	**26,732**	5,318
Benefits paid	**2,533**	757
Total decrease in benefit obligations	**29,265**	6,075
NET DECREASE IN BENEFIT OBLIGATIONS FOR THE YEAR	**(20,738)**	(3,153)
BENEFIT OBLIGATIONS, BEGINNING OF YEAR	**94,001**	97,154
BENEFIT OBLIGATIONS, END OF YEAR	**$ 73,263**	$ 94,001

See accompanying notes to the financial statements

THE CITY OF WINNIPEG
CIVIC EMPLOYEES' GROUP LIFE INSURANCE PLAN

COMBINED STATEMENT OF CHANGES IN SURPLUS

For the year ended December 31
(in $ thousands)

	2016	2015 (Note 2a)
Net increase (decrease) in net assets for the year	**$ 7,279**	$ (2,431)
Net decrease in benefit obligations for the year	**20,738**	3,153
NET INCREASE IN SURPLUS FOR THE YEAR	**28,017**	722
SURPLUS, BEGINNING OF YEAR	**25,329**	24,607
SURPLUS, END OF YEAR	**$ 53,346**	$ 25,329

See accompanying notes to the financial statements

THE CITY OF WINNIPEG
POLICE EMPLOYEES' GROUP LIFE INSURANCE PLAN

COMBINED STATEMENT OF CHANGES IN NET ASSETS

For the year ended December 31
(in $ thousands)

	2016	2015 (Note 2a)
INCREASE IN ASSETS		
Contributions		
Employees - basic	**$ 498**	$ 198
Employees - optional	**93**	37
	591	235
City of Winnipeg	**497**	200
Pensioners	**93**	39
	1,181	474
Current period change in fair value of investments	**1,093**	(888)
Investment income (Note 8)	**920**	334
Total increase (decrease) in assets	**3,194**	(80)
DECREASE IN ASSETS		
Benefit payments	**762**	338
Administration	**47**	23
Claims administration and taxes	**44**	29
Actuarial fees	**14**	18
Legal fees	**2**	10
Investment management fees	**1**	-
Total decrease in assets	**870**	418
Net increase (decrease) in net assets for the year	**2,324**	(498)
NET ASSETS, BEGINNING OF YEAR	**27,555**	28,053
NET ASSETS, END OF YEAR	**$ 29,879**	$ 27,555

See accompanying notes to the financial statements

THE CITY OF WINNIPEG
POLICE EMPLOYEES' GROUP LIFE INSURANCE PLAN

COMBINED STATEMENT OF CHANGES IN BENEFIT OBLIGATIONS

For the year ended December 31
(in $ thousands)

	2016	2015 (Note 2a)
INCREASE IN BENEFIT OBLIGATIONS		
Benefits accrued	**$ 1,128**	$ 496
Interest accrued on benefits	**887**	350
Experience gains and losses and other factors	**848**	-
Total increase in benefit obligations	**2,863**	846
DECREASE IN BENEFIT OBLIGATIONS		
Benefits paid	**349**	355
Changes in actuarial assumptions	**8,885**	1,795
Total decrease in benefit obligations	**9,234**	2,150
NET DECREASE IN BENEFIT OBLIGATIONS FOR THE YEAR	**(6,371)**	(1,304)
BENEFIT OBLIGATIONS, BEGINNING OF YEAR	**25,312**	26,616
BENEFIT OBLIGATIONS, END OF YEAR	**$ 18,941**	$ 25,312

See accompanying notes to the financial statements

THE CITY OF WINNIPEG
POLICE EMPLOYEES' GROUP LIFE INSURANCE PLAN

COMBINED STATEMENT OF CHANGES IN SURPLUS

For the year ended December 31
(in $ thousands)

	2016	2015 (Note 2a)
Net increase (decrease) in net assets for the year	**$ 2,324**	$ (498)
Net decrease in benefit obligations for the year	**6,371**	1,304
NET INCREASE IN SURPLUS FOR THE YEAR	**8,695**	806
SURPLUS, BEGINNING OF YEAR	**2,243**	1,437
SURPLUS, END OF YEAR	**$ 10,938**	$ 2,243

See accompanying notes to the financial statements

THE CITY OF WINNIPEG
CIVIC EMPLOYEES' GROUP LIFE INSURANCE PLAN and POLICE EMPLOYEES' GROUP LIFE INSURANCE PLAN

(As of August 1, 2015, the Plans are the responsibility of The Civic and Police Employees' Group Life Insurance Plans Corporation, a wholly owned City of Winnipeg municipal corporation)

NOTES TO THE COMBINED FINANCIAL STATEMENTS

December 31, 2016
(all tabular amounts are in thousands of dollars, unless otherwise noted)

1. Description of Plans

The City of Winnipeg sponsors two group life insurance plans: i) the Civic Employees' Group Life Insurance Plan for employees of the City of Winnipeg; other than police officers, and certain other employers which participate in the Plan, and ii) the Police Employees' Group Life Insurance Plan for police officers of the City of Winnipeg (separately, the "Plan; together, the "Plans").

The *Plans* are constituted pursuant to City of Winnipeg By-Law 80/2015, which took effect on August 1, 2015. The predecessor plans – the Civic Employees' Group Life Insurance Plan and Police Employees' Group Life Insurance Plan, which operated pursuant to By-Laws 5644/91 and 5643/91, respectively, were continued under By-Law 80/2015, but with amendment and restatement related to their governance and financial structure.

a) Civic Employees' Group Life Insurance Plan

All employees are eligible to join the Plan commencing on their date of employment. All new members of The Winnipeg Civic Employees' Pension Plan must become members of the Plan. Plan members are covered for basic life insurance of one or two times annual earnings. Optional coverage can be purchased under the Plan to increase coverage up to four times annual earnings. A portion of the basic life insurance coverage can be continued after retirement at the employee's option. Plan members and the City share equally in the cost of the basic life insurance coverage until retirement. Coverage on the life of a disabled member continues at the same earnings multiple prior to disability. A waiver of contributions is provided for insurance coverage in effect at the time of disability.

b) Police Employees' Group Life Insurance Plan

All police officers are required to become members of the Plan commencing on their date of employment. Plan members are covered for basic life insurance coverage of two times annual earnings. Optional coverage can be purchased under the Plan to increase coverage up to four times annual earnings. A portion of the basic life insurance coverage can be continued after retirement at the employee's option. The employees and the City share equally in the cost of basic life insurance until retirement. Coverage on the life of disabled members continues at the same earnings multiple prior to disability. A waiver of contributions is provided for insurance coverage in effect at the time of disability.

2. Summary of Significant Accounting Policies

a) Basis of presentation

These combined financial statements are prepared on a going concern basis and in accordance with Canadian accounting standards for pension plans, which also apply to these benefit plans. In selecting accounting policies not otherwise addressed by Canadian accounting standards for pension plans, Canadian accounting standards for private enterprises ("ASPE") have been applied. The combined financial statements present the aggregate financial position of the Plans as separate financial reporting entities, independent of the sponsor and Plan members. They are prepared to assist Plan members and others in reviewing the activities of the Plans for the fiscal period.

The combined financial statements include the accounts of The Civic and Police Employees' Group Insurance Plans Corporation (the "Corporation"), which as part of its mandate maintains, invests, manages and administers the New Civic Insurance Fund and the New Police Insurance Fund. The combined financial statements also include the accounts of the Old Civic Insurance Fund and the Old Police Insurance Fund, which are administered and held in trust by the Corporation in its capacity as trustee (the "Trustee") within the Plans' financial structure.

The combined financial statements also include contributions and related insurance premiums which are directly applied at source by the Corporation, acting in a trust capacity. Inter-fund transactions and balances are eliminated for Plan reporting purposes.

Under the insurance contract, the Plans bear the full claims experience, together with related claims administration expenses. Insurance premiums in amounts equal to insurance claims and related claims administration expenses are reclassified for Plan reporting purposes as benefits and claims administration expenses, respectively. Any excess premiums arising in the year are ultimately refunded and are recognized as an amount due from the insurance company. Similarly, any premium shortfalls must ultimately be settled and are recognized as amounts due to the insurance company.

The benefit obligations presented in the combined financial statements of the Plan relate to the obligations of the City of Winnipeg under By-law 80/2015.

These combined financial statements include the operating results for the 12 month period ended December 31, 2016, with comparatives for the 5 month period ended December 31, 2015. This comparative five month reporting period coincides with the commencement of operations of the Plans under the governance of the Corporation, effective August 1, 2015.

For purposes of Plan reporting to members and other stakeholders, separate financial statements have also been prepared where the comparative period includes the operating results for the 12 month period ended December 31, 2015, inclusive of operations of the current and predecessor Plans.

A supplementary schedule is attached to these financial statements, which provides financial information about the New Insurance Funds and Old Insurance Funds which comprise the Plans.

2. Summary of Significant Accounting Policies (continued)

b) Investments and investment income

Investments are stated at fair value. Fair value represents the price that would be received to sell an asset or paid to transfer a liability in an orderly transaction in the principal (or most advantageous) market at the measurement date under current market conditions. The fixed income investments are valued either using published market prices or by applying valuation techniques that utilize observable market inputs. The equity investments are valued using published market prices. Short-term deposits are recorded at cost, which together with accrued interest income, approximates fair value. Investment transactions are recognized on a trade date basis. Investment income is recorded on the accrual basis.

c) Foreign currency translation

Assets and liabilities denominated in foreign currencies are translated into Canadian dollars at the exchange rates prevailing at the year end. Income and expenses, and the purchase and sale of investments, are translated into Canadian dollars at the exchange rates prevailing on the transaction dates.

d) Use of estimates

The preparation of financial statements in accordance with Canadian accounting standards for pension plans, which also apply to these benefit plans, requires management to make estimates and assumptions that affect the reported amounts of certain assets and liabilities at the date of the financial statements and the reported amounts of changes in net assets, obligations, and surplus during the year. Actual results could differ from those estimates.

3. Financial Structure

The Plans' financial structure is in accordance with the requirements of City of Winnipeg By-law 80/2015.

Until July 31, 2015, the predecessor Civic Employees' Group Life Insurance Plan was administered by The Board of Trustees of The Winnipeg Civic Employees' Benefits Program (Pension Fund), and the predecessor Police Employees' Group Life Insurance Plan was administered by the Winnipeg Police Pension Board.

As of August 1, 2015, the Plans are the responsibility of the Corporation, incorporated pursuant to The Corporations Act (Manitoba) as a corporation with share capital. All of the issued and outstanding shares in the capital of the Corporation are owned by the City of Winnipeg.

The Corporation was established to maintain, manage and administer the Plans (including their related funds) sponsored by the City of Winnipeg, in both its own capacity and in its capacity as Trustee. The Corporation's mandate is in accordance with the requirements of City of Winnipeg By-Law 80/2015, which took effect on August 1, 2015.

3. Financial Structure (continued)

On August 1, 2015, pursuant to restructure, the net assets of the predecessor Plans were conveyed to the Trustee on behalf of the Old Civic Insurance Fund and Old Police Insurance Fund, respectively. The conveyed assets were subsequently sold to the Corporation at fair market value. In exchange for the investments sold, the Trustee received non-interest bearing promissory notes, which are held and accounted for within the Old Civic Insurance Fund and Old Police Insurance Fund. The conveyed assets acquired by the Corporation, as referenced above, are held and accounted for within the New Civic Insurance Fund and New Police Insurance Fund, respectively.

Each of the New Civic Insurance Fund and New Police Insurance Fund is held within the Corporation. Each of the Old Civic Insurance Fund and Old Police Insurance Fund is held in trust by the Corporation in its capacity as the Trustee. In addition, the Corporation, acting in an informal trust capacity, collects the portion of the Plans' contributions to be remitted on a first applied basis to the Plans' insurance company, and accordingly, may at any point hold in trust contributions equal to unremitted premiums.

The assets of the Old Civic Insurance Fund and the Old Police Insurance Fund are available to fund a portion of the premiums for retirees under the Plans. These assets will diminish as they are used to fund insurance premiums for retired members in accordance with the respective Plans.

Effective August 1, 2015, all contributions to the Plans which are not first applied to insurance premiums are credited to the New Civic Insurance Fund and New Police Insurance Fund, as applicable. All investment earnings on and after August 1, 2015 which relate to the assets of the New Civic Insurance Fund and New Police Insurance Fund are credited to the New Civic Insurance Fund and New Police Insurance Fund, respectively. All Plan administration and corporate operating costs on and after August 1, 2015 related to the Plans are charged to the New Civic Insurance Fund and New Police Insurance Fund, respectively. The assets of the New Civic Insurance Fund and New Police Insurance Fund are available to fund a portion of the premiums for retirees under the respective Plans.

The By-Law permits the Corporation to transfer ownership of funds from the New Civic Insurance Fund to the Old Civic Insurance Fund and from the New Police Insurance Fund to the Old Police Insurance Fund, if it is determined by the Directors of the Corporation to be in the overall best interests of the Plan members.

The Corporation has arranged for the Program Administration staff of The Winnipeg Civic Employees' Benefits Program to perform the day-to-day administration, excluding investments. The Plans' investments are managed by the City of Winnipeg. The Great-West Life Assurance Company is responsible for claims adjudication and processing of payments.

4. Net Assets

The Plans' net assets represent reserves that are available to finance the portion of the post-retirement insurance expected to be provided in the future to the members of the Plans that are not financed by retiree contributions. The reserves are also available to finance the related future insurer charges and Plans' administration costs.

4. Net Assets (continued)

The Plan's net assets are allocated as follows:

	2016 Fair Value	2015 Fair Value (Note 2a)
Net Assets - Civic Employees' Group Life Insurance Plan	**$ 126,609**	$ 119,330
Net Assets - Police Employees' Group Life Insurance Plan	**29,879**	27,555
	$ 156,488	$ 146,885

5. Obligation for Post-Retirement Basic Life Insurance Benefits - Civic Employees' Group Life Insurance Plan

An actuarial valuation of the Plan was performed as of December 31, 2016 by Eckler Ltd. This valuation was used to determine the actuarial present value of accrued post-retirement basic life insurance benefits disclosed in the Combined Statement of Financial Position as at December 31, 2016. For the comparative 2015 figures, the actuarial present value of accrued post-retirement basic life insurance benefits at December 31, 2015 is based on the extrapolation of the results of the December 31, 2013 actuarial valuation performed by Eckler Ltd, with certain assumptions being updated to reflect economic circumstances for 2015. The assumptions used were approved by the Corporation. The economic assumptions used in determining the actuarial value of accrued post-retirement basic life insurance benefits were developed by reference to expected long term economic and investment market conditions. Significant long term actuarial assumptions used in preparing the financial statements included a discount rate of 4.50% (2015 Extrapolation – 3.45%) per year and general increases in pay of 3.50% (2015 Extrapolation – 3.50%) per year. The methodology for determining the discount rate was changed in 2016 to be based on expected return of Plan assets, instead of the City of Winnipeg's cost of borrowing. Using this basis to determine the discount rate is permissible under the accounting standards used to prepare these financial statements. The change in the discount rate from 3.45% as at December 31, 2015 to 4.50% as at December 31, 2016 decreased the obligations for post-retirement basic life insurance benefits by $17,672. If the basis for determining the discount rate had been continued to be based upon the City of Winnipeg's cost of borrowing, the actuarial liabilities would have been $87,978 (based on a discount rate of 3.60%). The demographic assumptions, including rates of termination of employment, disability, retirement and mortality were chosen after detailed analysis of past experience. Revising the demographic assumptions for annual rates of mortality decreased the obligations for post-retirement basic life insurance benefits by $11,221. The actuarial present value of accrued benefits was determined using the projected benefit method pro-rated on services.

The triennial actuarial valuation as at December 31, 2016 disclosed an actuarial surplus of $39,610 (2013 – $33,342) and a contingency reserve in the amount of $10,989 (2013 – $7,431).

5. Obligation for Post-Retirement Basic Life Insurance Benefits - Civic Employees' Group Life Insurance Plan (continued)

In determining the surplus or deficiency for actuarial valuation purposes, and to be consistent with the assumptions used to determine the actuarial present value of benefits, the actuarial value of the assets was determined from fair values. The actuarial value placed on the assets smooths out fluctuations in fair values by spreading the difference between expected returns and actual returns, including unrealized gains and losses, over five years.

The effect of using a smoothed value of assets of the *Plan* in determining the estimated actuarial surplus or deficiency is as follows:

	2016	2015 (Note 2a)
Surplus for financial statement reporting purposes	**$ 53,346**	$ 25,329
Fair value changes not reflected in actuarial value of assets	**(2,747)**	1,149
Surplus for actuarial valuation purposes, as estimated	**$ 50,599**	$ 26,478

6. Obligation for Post-Retirement Basic Life Insurance Benefits - Police Employees' Group Life Insurance Plan

An actuarial valuation of the Plan was performed as of December 31, 2016 by Eckler Ltd. This valuation was used to determine the actuarial present value of accrued post-retirement basic life insurance benefits disclosed in the Combined Statement of Financial Position as at December 31, 2016. For the comparative 2015 figures, the actuarial present value of accrued post-retirement basic life insurance benefits at December 31, 2015 is based on the extrapolation of the results of the December 31, 2013 actuarial valuation performed by Eckler Ltd, with certain assumptions being updated to reflect economic circumstances for 2015. The assumptions used were approved by the Corporation. The economic assumptions used in determining the actuarial value of accrued post-retirement basic life insurance benefits were developed by reference to expected long term economic and investment market conditions. Significant long term actuarial assumptions used in preparing the financial statements included a discount rate of 4.50% (2015 Extrapolation – 3.45%) per year and general increases in pay of 3.50% (2015 Extrapolation – 3.50%) per year. The methodology for determining the discount rate was changed in 2016 to be based on expected return of Plan assets, instead of the City of Winnipeg's cost of borrowing. Using this basis to determine the discount rate is permissible under the accounting standards used to prepare these financial statements. The change in the discount rate from 3.45% as at December 31, 2015 to 4.50% as at December 31, 2016 decreased the obligations for post-retirement basic life insurance benefits by $5,451. If the basis for determining the discount rate had been continued to be based upon the City of Winnipeg's cost of borrowing, the actuarial liabilities would have been $23,488 (based on a discount rate of 3.60%). The demographic assumptions, including rates of termination of employment, disability, retirement and mortality were chosen after detailed analysis of past experience. Revising the demographic assumptions for annual rates of mortality decreased the obligations for post-retirement basic life insurance benefits by $4,080. The actuarial present value of accrued benefits was determined using the projected benefit method pro-rated on services.

6. Obligation for Post-Retirement Basic Life Insurance Benefits - Police Employees' Group Life Insurance Plan (continued)

The triennial actuarial valuation as at December 31, 2016 disclosed an actuarial surplus of $7,478 (2013 – $5,436) and a contingency reserve in the amount of $2,841 (2013 – $1,843).

In determining the surplus or deficiency for actuarial valuation purposes, and to be consistent with the assumptions used to determine the actuarial present value of benefits, the actuarial value of the assets was determined from fair values. The actuarial value placed on the assets smooths out fluctuations in fair values by spreading the difference between expected returns and actual returns, including unrealized gains and losses, over five years.

The effect of using a smoothed value of assets of the Plan in determining the estimated actuarial surplus or deficiency is as follows:

	2016	2015 (Note 2a)
Surplus for financial statement reporting purposes	**$ 10,938**	$ 2,243
Fair value changes not reflected in actuarial value of assets	**(619)**	273
Surplus for actuarial valuation purposes, as estimated	**$ 10,319**	$ 2,516

7. Management of Financial Risk

In the normal course of business, the Plans' investment activities expose it to a variety of financial risks. The Plans seek to minimize potential adverse effects of these risks on the Plans' performance by hiring professional, experienced portfolio managers, by regular monitoring of the Plans' position and market events and by diversifying the investment portfolio within the constraints of the investment policy and objectives. Significant risks that are relevant to the Plans are discussed below.

a) Credit risk

Credit risk arises from the potential for an investee to fail or to default on its contractual obligations to the Plans, and is concentrated in the Plans' investment in bonds and debentures and short-term deposits. At December 31, 2016, the Plans' credit risk exposure related to bonds and debentures, accrued interest and short-term deposits totaled $58,131 (2015 - $58,362).

The Plans' concentration of credit risk as at December 31, 2016, related to bonds and debentures, is categorized amongst the following types of issuers:

7. Management of Financial Risk (continued)

a) Credit risk (continued)

	2016 Fair Value	2015 Fair Value (Note 2a)
Type of Issuer		
Government of Canada and Government of Canada guaranteed	**$ 18,376**	$ 18,463
Provincial and Provincial guaranteed	**15,068**	15,238
Canadian cities and municipalities	**190**	147
Corporations and other institutions	**22,338**	22,528
	$ 55,972	$ 56,376

The Plans limit credit risk by investing in bonds and debentures of investees that are considered to be high quality credits and by utilizing an internal Investment Policy Guideline monitoring process.

As at December 31, bonds and debentures analyzed by credit rating are as follows:

	2016		2015 (Note 2a)	
	Percent of Total Bonds	**Percent of Net Assets**	Percent of Total Bonds	Percent of Net Assets
Credit Rating				
AAA	**37.8**	**13.5**	39.8	15.3
AA	**40.6**	**14.5**	36.1	13.9
A	**21.4**	**7.7**	24.1	9.2
BB	**0.2**	**0.1**	-	-
	100.0	**35.8**	100.0	38.4

b) Liquidity risk

Liquidity risk is the risk that the Plans will encounter difficulty in meeting obligations associated with financial liabilities. The Plans ensure they retain sufficient cash and short-term investment positions to meet their cash flow commitments, including the ability to fund benefit payments and to fund investment commitments. The Plans invest solely in securities that are traded in active markets and can be readily disposed.

c) Interest rate risk

Interest rate risk is the risk that the fair value of the Plans' interest bearing investments will fluctuate due to changes in market interest rates. The Plans' exposure to interest rate risk is concentrated in its investment in bonds and debentures and short-term investments.

7. Management of Financial Risk (continued)

c) Interest rate risk (continued)

The *Plans'* actuarial liabilities are also exposed to fluctuations in long term interest rates as well as expectations of salary escalation. The Plans' primary exposure is to a decline in the long-term rate of return which may result in higher contribution rates required to meet the Plans' obligations.

The Plans have approximately 37% (2015 – 40%) of their assets invested in fixed income securities as at December 31, 2016. The returns on fixed income securities are particularly sensitive to changes in nominal interest rates.

The term to maturity and related fair values of investments in bonds and debentures held by the Plans at December 31, 2016 are as follows:

	2016 Fair Value	2015 Fair Value (Note 2a)
Term to Maturity		
One to five years	**$ 30,897**	$ 28,515
Greater than five years	**25,075**	27,861
	$ 55,972	$ 56,376

As at December 31, 2016, had prevailing interest rates raised or lowered by 0.5% (2015 – 0.5%) assuming a parallel shift in the yield curve, with all other variables held constant, the fair value of investments in bonds and debentures would have decreased or increased, respectively, by approximately $1,808 (2015 - $1,818), approximately 1.2% of total net assets (2015 – 1.2%). The Plans' sensitivity to interest rate changes was estimated using the weighted average duration of the bond portfolio. In practice, the actual results may differ and the difference could be material.

d) Foreign currency risk

Foreign currency risk is the risk that the value of a financial instrument will fluctuate due to changes in foreign exchange rates. Foreign currency exposure arises from the Plans' holdings of foreign equity investments and short-term deposits. The Plans' investment managers may, from time to time, hedge some of this exposure using forward contracts. The table below indicates the Plans' net foreign currency exposure after giving effect to the net related economic hedge as at December 31, 2016.

The table also illustrates the potential impact to the Plans' net assets, all other variables held constant, as a result of a 10% change in these currencies relative to the Canadian dollar. In practice, the actual results may differ from this sensitivity analysis and the difference could be material.

7. Management of Financial Risk (continued)

d) Foreign currency risk (continued)

	2016				2015	
	Gross Exposure	**Net Foreign Currency Hedge**	**Net Exposure**	**Impact on Net Assets**	Net Exposure	Impact on Net Assets
					(Note 2a)	
United States	**$ 27,079**	**$ -**	**$ 27,079**	**$ 2,708**	$ 26,002	$ 2,600
Japan	**5,978**	**-**	**5,978**	**598**	6,049	605
Euro Countries	**5,680**	**-**	**5,680**	**568**	5,839	584
United Kingdom	**4,476**	**-**	**4,476**	**448**	4,851	485
Switzerland	**2,005**	**-**	**2,005**	**200**	2,160	216
Australia	**1,731**	**-**	**1,731**	**173**	1,656	166
Hong Kong	**805**	**-**	**805**	**80**	753	75
Sweden	**759**	**-**	**759**	**76**	791	79
Other	**2,747**	**-**	**2,747**	**275**	2,844	285
	$ 51,260	**$ -**	**$ 51,260**	**$ 5,126**	$ 50,945	$ 5,095

e) Other price risk

Other price risk is the risk that the value of investments will fluctuate as a result of changes in market prices (other than those arising from interest rate risk or currency risk) whether those changes are caused by factors specific to an individual asset or its issuer, or factors affecting all securities traded in the market. All securities present a risk of loss of capital. The Plans' policy is to invest in a diversified portfolio of investments. As well, the Plans' Manager moderates this risk through careful selection of securities and other financial instruments within the parameters of the investment policy and strategy. The maximum risk resulting from financial instruments is equivalent to their fair value.

For these Plans, the most significant exposure to other price risk is from its investment in equity securities. As at December 31, 2016, had the prices on the respective stock exchanges for these securities increased or decreased by 15%, with all other variables held constant, net assets would have increased or decreased by approximately $14,824 (2015 – $13,358), approximately 9.5% of total net assets (2015 – 9.0%). In practice, the actual results may differ and the difference could be material.

7. Management of Financial Risk (continued)

f) Fair value hierarchy

Financial instruments recorded at fair value on the Combined Statement of Financial Position are classified using a fair value hierarchy that reflects the significance of the inputs used in making the measurements. The fair value hierarchy has the following levels: Level 1 – valuation based on quoted prices (unadjusted) in active markets for identical assets or liabilities; Level 2 – valuation techniques based on inputs other than quoted prices included in Level 1 that are observable for the asset or liability, either directly or indirectly; and, Level 3 – valuation techniques using inputs for the asset or liability that are not based on observable market data (unobservable inputs). The fair value hierarchy requires the use of observable market inputs whenever such inputs exist. A financial instrument is classified to the lowest level of the hierarchy for which a significant input has been considered in measuring fair value.

The following tables present the investment assets recorded at fair value in the Combined Statement of Financial Position as at December 31, 2016 and December 31, 2015, classified using the fair value hierarchy described above:

	Level 1	**Level 2**	**Level 3**	**2016 Total Investment Assets at Fair Value**
Bonds and debentures	**$ 55,972**	**$ -**	**$ -**	**$ 55,972**
Canadian equities	**48,275**	**-**	**-**	**48,275**
Foreign equities	**50,551**	**-**	**-**	**50,551**
Cash and short term deposits	**2,159**	**-**	**-**	**2,159**
	$ 156,957	**$ -**	**$ -**	**$ 156,957**

	Level 1	Level 2	Level 3	2015 Total Investment Assets at Fair Value (Note 2a)
Bonds and debentures	$ 56,376	$ -	$ -	$ 56,376
Canadian equities	39,217	-	-	39,217
Foreign equities	49,839	-	-	49,839
Cash and short term deposits	1,986	-	-	1,986
	$ 147,418	$ -	$ -	$ 147,418

8. Investment Income

	2016	2015 (Note 2a)
Bonds and debentures	**$ 1,486**	$ 638
Canadian equities	**2,146**	630
Foreign equities	**1,329**	470
Cash, short-term deposits and other	**(53)**	45
	$ 4,908	$ 1,783
Allocated to:		
Civic Employees' Group Life Insurance Plan	**$ 3,988**	$ 1,449
Police Employees Group Life Insurance Plan	**920**	334
	$ 4,908	$ 1,783

9. Investment Transaction Costs

During the period, the Plans incurred investment transaction costs in the form of brokerage commissions, in the amount of $3 (2015 -$Nil). Investment transaction costs are included in the current period change in market value of investments.

10. Income Tax Status

On February 28, 2013, the Canada Revenue Agency ("*CRA"*) verbally informed the City of Winnipeg that, in its view, the assets held in the Plans constituted assets that were being held in trust funds and should be reported for income tax purposes as such. CRA further informed that it was prepared to accept the trusts commencing their income tax reporting on a prospective basis starting with the 2013 year, such that years prior to 2013 would not need to be reported. On November 26, 2013, CRA informed the City of Winnipeg in writing that it has extended this administrative relief to December 31, 2013 and on April 27, 2015, CRA again extended relief to December 31, 2015.

11. Comparative Figures

Certain of the comparative figures have been reclassified to conform with the current year's presentation.

THE CITY OF WINNIPEG **Schedule 1**

CIVIC EMPLOYEES' GROUP LIFE INSURANCE PLAN and
POLICE EMPLOYEES' GROUP LIFE INSURANCE PLAN

SCHEDULE OF STATEMENT OF FINANCIAL POSITION BY PLANS AND FUNDS

As at December 31
(in $ thousands)

		2016 Allocated as:					
		Civic Employees' Plan			Police Employees' Plan		
	Civic and Police Employees' Group Life Insurance Plans	Old Civic Insurance Fund	New Civic Fund	Total	Old Police Insurance Fund	New Police Insurance Fund	Total
ASSETS							
Investments, at fair value							
Bonds and debentures	$ 55,972						
Canadian equities	48,275						
Foreign equities	50,551						
Cash and short-term deposits	714						
	155,512	$ -	$ 125,826	$ 125,826	$ -	$ 29,686	$ 29,686
Funds on deposit - Great-West Life	1,445	-	1,176	1,176	-	269	269
	156,957	-	127,002	127,002	-	29,955	29,955
Accounts receivable	97	114	(36)	78	19	-	19
Due from The Winnipeg Civic Employees' Pension Plan	14	-	11	11	-	3	3
Employers' contributions receivable	1	-	1	1	-	-	-
Total Assets	157,069	114	126,978	127,092	19	29,958	29,977
LIABILITIES							
Accounts payable	317	-	261	261	-	56	56
Premium Payable	264	114	108	222	19	23	42
Total Liabilities	581	114	369	483	19	79	98
LOAN BETWEEN INSURANCE FUNDS	-	126,609	(126,609)	-	29,879	(29,879)	-
NET ASSETS	$ 156,488	$ 126,609	$ -	126,609	$ 29,879	$ -	29,879
BENEFIT OBLIGATIONS				73,263			18,941
SURPLUS				$ 53,346			$ 10,938

THE CITY OF WINNIPEG **Schedule 2**

CIVIC EMPLOYEES' GROUP LIFE INSURANCE PLAN and
POLICE EMPLOYEES' GROUP LIFE INSURANCE PLAN

SCHEDULE OF STATEMENT OF FINANCIAL POSITION BY PLANS AND FUNDS

As at December 31
(in $ thousands)

		2015 Allocated as:					
		Civic Employees' Plan			Police Employees' Plan		
	Civic and Police Employees' Group Life Insurance Plans	Old Civic Insurance Fund	New Civic Fund	Total	Old Police Insurance Fund	New Police Insurance Fund	Total
ASSETS							
Investments, at fair value							
Bonds and debentures	$ 56,376						
Canadian equities	39,217						
Foreign equities	49,839						
Cash and short-term deposits	1,076						
	146,508	$ -	$ 118,971	$ 118,971	$ -	$ 27,537	$ 27,537
Funds on deposit - Great-West Life	910	-	802	802	-	108	108
	147,418	-	119,773	119,773	-	27,645	27,645
Accounts receivable	92	107	(31)	76	18	(2)	16
Employers' contributions receivable	1	-	1	1	-	-	-
Total Assets	147,511	107	119,743	119,850	18	27,643	27,661
LIABILITIES							
Accounts payable	344	-	283	283	-	61	61
Premium Payable	264	107	115	222	18	24	42
Due to The Winnipeg Civic Employees' Pension Plan	18	-	15	15	-	3	3
Total Liabilities	626	107	413	520	18	88	106
LOAN BETWEEN INSURANCE FUNDS	-	119,330	(119,330)	-	27,555	(27,555)	-
NET ASSETS	$ 146,885	$ 119,330	$ -	119,330	$ 27,555	$ -	27,555
BENEFIT OBLIGATIONS				94,001			25,312
SURPLUS				$ 25,329			$ 2,243

THE CITY OF WINNIPEG **Schedule 3**

CIVIC EMPLOYEES' GROUP LIFE INSURANCE PLAN and
POLICE EMPLOYEES' GROUP LIFE INSURANCE PLAN

SCHEDULE OF STATEMENT OF CHANGES IN NET ASSETS BY PLANS AND FUNDS

For the year ended December 31
(in $ thousands)

		2016 Allocated as:					
		Civic Employees' Plan			Police Employees' Plan		
	Civic and Police Employees' Group Life Insurance Plans	Old Civic Insurance Fund	New Civic Fund	Total	Old Police Insurance Fund	New Police Insurance Fund	Total
INCREASE IN ASSETS							
Contributions							
Employees - basic	$ 1,833	$ -	$ 1,335	$ 1,335	$ -	$ 498	$ 498
Employees - optional	479	-	386	386	-	93	93
	2,312	-	1,721	1,721	-	591	591
The City of Winnipeg and participating employers	1,828	-	1,331	1,331	-	497	497
Pensioners	337	-	244	244	-	93	93
	4,477	-	3,296	3,296	-	1,181	1,181
Current period change in fair value of investments	5,825	-	4,732	4,732	-	1,093	1,093
Investment income	4,908	-	3,988	3,988	-	920	920
Total increase (decrease) in assets	15,210	-	12,016	12,016	-	3,194	3,194
DECREASE IN ASSETS							
Benefit payments	5,029	2,891	1,376	4,267	498	264	762
Claims administration and taxes	277	-	233	233	-	44	44
Administration	251	-	204	204	-	47	47
Actuarial fees	32	-	18	18	-	14	14
Legal fees	12	-	10	10	-	2	2
Investment management fees	6	-	5	5	-	1	1
Total decrease in assets	5,607	2,891	1,846	4,737	498	372	870
NET INCREASE IN NET ASSETS FOR THE YEAR	9,603	(2,891)	10,170	7,279	(498)	2,822	2,324
NET ASSETS, BEGINNING OF YEAR	146,885	119,330	-	119,330	27,555	-	27,555
TRANSFER OF ASSETS BETWEEN INSURANCE FUNDS AT END OF YEAR	-	10,170	(10,170)	-	2,822	(2,822)	-
NET ASSETS, END OF YEAR	$ 156,488	$ 126,609	$ -	$ 126,609	$ 29,879	$ -	$ 29,879

THE CITY OF WINNIPEG **Schedule 4**

CIVIC EMPLOYEES' GROUP LIFE INSURANCE PLAN and
POLICE EMPLOYEES' GROUP LIFE INSURANCE PLAN

SCHEDULE OF STATEMENT OF CHANGES IN NET ASSETS BY PLANS AND FUNDS

For the five month period ended December 31
(in $ thousands)

		2015 Allocated as:					
		Civic Employees' Plan			Police Employees' Plan		
	Civic and Police Employees' Group Life Insurance Plans	Old Civic Insurance Fund	New Civic Fund	Total	Old Police Insurance Fund	New Police Insurance Fund	Total
INCREASE IN ASSETS							
Contributions							
Employees - basic	$ 754	$ -	$ 556	$ 556	$ -	$ 198	$ 198
Employees - optional	200	-	163	163	-	37	37
	954	-	719	719	-	235	235
The City of Winnipeg and participating employers	760	-	560	560	-	200	200
Pensioners	139	-	100	100	-	39	39
	1,853	-	1,379	1,379	-	474	474
Current period change in fair value of investments	(4,742)	-	(3,854)	(3,854)	-	(888)	(888)
Investment income	1,783	-	1,449	1,449	-	334	334
Total increase (decrease) in assets	(1,106)	-	(1,026)	(1,026)	-	(80)	(80)
DECREASE IN ASSETS							
Benefit payments	1,365	1,171	(144)	1,027	202	136	338
Claims administration and taxes	178	-	149	149	-	29	29
Administration	121	-	98	98	-	23	23
Actuarial fees	106	-	88	88	-	18	18
Legal fees	51	-	41	41	-	10	10
Investment management fees	2	-	2	2	-	-	-
Total decrease in assets	1,823	1,171	234	1,405	202	216	418
NET INCREASE IN NET ASSETS FOR THE PERIOD	(2,929)	(1,171)	(1,260)	(2,431)	(202)	(296)	(498)
NET ASSETS, BEGINNING OF PERIOD	-	-	-	-	-	-	-
TRANSFER OF ASSETS ON CONVEYANCE FROM PREDECESSOR PLANS	149,814	121,761	-	121,761	28,053	-	28,053
TRANSFER OF ASSETS BETWEEN INSURANCE FUNDS AT END OF PERIOD	-	(1,260)	1,260	-	(296)	296	-
NET ASSETS, END OF PERIOD	$ 146,885	$ 119,330	$ -	$ 119,330	$ 27,555	$ -	$ 27,555

THE CITY OF WINNIPEG
CIVIC EMPLOYEES' GROUP LIFE INSURANCE PLAN and POLICE EMPLOYEES' GROUP LIFE INSURANCE PLAN

Schedule 5

SCHEDULE OF STATEMENT OF CHANGES IN BENEFIT OBLIGATIONS BY PLANS

For the year ended December 31
(in $ thousands)

	2016	Allocated as:	
	Civic and Police Employees' Group Life Insurance Plans	Civic Employees' Plan	Police Employees' Plan
INCREASE IN BENEFIT OBLIGATIONS			
Benefits accrued	$ 4,835	$ 3,707	$ 1,128
Interest on benefit obligations	4,150	3,263	887
Experience gains and losses and other factors	2,405	1,557	848
Total increase in benefit obligations	11,390	8,527	2,863
DECREASE IN BENEFIT OBLIGATIONS			
Changes in actuarial assumptions	35,617	26,732	8,885
Benefits paid	2,882	2,533	349
Total decrease in benefit obligations	38,499	29,265	9,234
NET DECREASE IN BENEFIT OBLIGATIONS	(27,109)	(20,738)	(6,371)
ACCRUED BENEFIT OBLIGATIONS, BEGINNING OF YEAR	119,313	94,001	25,312
ACCRUED BENEFIT OBLIGATIONS, END OF YEAR	$ 92,204	$ 73,263	$ 18,941

THE CITY OF WINNIPEG
CIVIC EMPLOYEES' GROUP LIFE INSURANCE PLAN and POLICE EMPLOYEES' GROUP LIFE INSURANCE PLAN

Schedule 6

SCHEDULE OF STATEMENT OF CHANGES IN BENEFIT OBLIGATIONS BY PLANS

For the year ended December 31
(in $ thousands)

	2015		
		Allocated as:	
	Civic and Police Employees' Group Life Insurance Plans	Civic Employees' Plan	Police Employees' Plan
INCREASE IN BENEFIT OBLIGATIONS			
Benefits accrued	$ 2,137	$ 1,641	$ 496
Interest on benefit obligations	1,631	1,281	350
Total increase in benefit obligations	3,768	2,922	846
DECREASE IN BENEFIT OBLIGATIONS			
Changes in actuarial assumptions	7,113	5,318	1,795
Benefits paid	1,112	757	355
Total decrease in benefit obligations	8,225	6,075	2,150
NET DECREASE IN BENEFIT OBLIGATIONS	(4,457)	(3,153)	(1,304)
ACCRUED BENEFIT OBLIGATIONS, BEGINNING OF PERIOD	123,770	97,154	26,616
ACCRUED BENEFIT OBLIGATIONS, END OF PERIOD	$ 119,313	$ 94,001	$ 25,312

Photo: Josh Lavallee, courtesy Tourism Winnipeg

THE CITY OF WINNIPEG
TABLE OF FINANCIAL STATISTICS AND SELECTED RATIOS

FIVE-YEAR REVIEW

As at December 31
("$" amounts in thousands of dollars)
(unaudited)

	2016	2015	2013	2013	2012
Population (Statistics Canada)	**730,300**	718,400	709,253	698,696	689,575
Consolidated debt (1)	$ **1,145,521**	$ 1,069,893	$ 1,086,699	995,633	1,057,198
Net tax-supported debt (2)	$ **801,091**	$ 764,371	$ 713,804	554,127	527,602
Debt per capita:					
Consolidated (dollars)	$ **1,569**	$ 1,489	$ 1,532	1,425	1,533
Net tax-supported (dollars)	$ **1,097**	$ 1,064	$ 1,006	793	765
Non-portioned taxable assessments (millions) (3)	$ **84,205**	$ 76,118	$ 74,856	65,346	64,293
Debt as a % of non-portioned taxable assessments					
Consolidated	**1.4%**	1.4%	1.5%	1.5%	1.6%
Net tax-supported	**1.0%**	1.0%	1.0%	0.8%	0.8%
Consolidated revenues (4)	$ **1,734,846**	$ 1,755,285	$ 1,716,536	1,619,258	1,497,141
Consolidated debt as a % of consolidated revenues	**66.0%**	61.0%	63.3%	61.5%	70.6%

Notes:

(1) Consolidated debt is gross debt outstanding, including premiums and discounts, for all municipal purposes - tax-supported, City-owned utilities, special operating agencies, and wholly-owned corporations.

(2) Net tax-supported debt is gross debt of the General Capital and Transit System Funds net of sinking funds.

(3) Non-portioned taxable assessments exclude fully exempt properties and does not include all converted grants.

(4) Consolidated revenues are comprised of general revenues, City-owned utilities, revenue from the wholly-owned corporations, investment in government businesses and special operating agencies, but excludes revenues collected on behalf of school authorities.

Photo: David Colligan, courtesy Tourism Winnipeg

THE CITY OF WINNIPEG
TAX-SUPPORTED AND CITY-OWNED UTILITIES

STATEMENT OF OUTSTANDING CAPITAL BORROWING AUTHORIZATIONS

As at December 31, 2016
(unaudited)

		General Municipal Purposes	City-owned Utilities				Special Operating Agencies	
By-Law Number	Minister of Finance/Council Approval	General	Transit System	Waterworks System	Sewage Disposal System	Solid Waste Disposal	Fleet Management	Total
6520/94	December 2/94	$ 7,000,000	$ -	$ -	$ -	$ -	$ -	$ 7,000,000
6774/96	April 16/96	14,801,000	1,144,000	-	-	-	-	15,945,000
6973/97	March 17/97	27,254,138	463,325	-	-	-	-	27,717,463
6976/97	March 17/97	18,213,000	650,000	-	-	-	-	18,863,000
7125/98	January 22/98	-	1,062,000	-	-	-	-	1,062,000
7751/01	March 9/01	14,699,820	770,000	-	-	-	-	15,469,820
72/2006	March 22/06	2,627,045	-	-	-	-	-	2,627,045
32/2007	February 21/07	1,696,000	-	-	-	-	-	1,696,000
219/2007	January 23/08	3,488,000	-	-	10,748,000	-	-	14,236,000
184/2008	May 27/09	7,845,000	-	-	52,392,000	-	-	60,237,000
120/2009	November 25/09	50,000,000	-	-	-	-	-	50,000,000
150/2009	January 27/10	-	-	-	69,865,000	61,321	-	69,926,321
144/2011	January 25/12	-	-	-	-	697,634	-	697,634
	November 14/12	-	-	-	-	-	3,700,000	3,700,000
100/2012	December 12/12	10,000,000	-	-	-	-	-	10,000,000
	December 11/13	-	-	-	-	-	10,100,000	10,100,000
149/2013	March 26/14	5,024,000	-	-	-	-	-	5,024,000
	January 28/15	-	-	-	-	-	11,330,000	11,330,000
5/2015	June 17/15	135,000	31,000,000	-	154,350,000	-	-	185,485,000
20/2016	May 18/16	-	112,000,000	-	-	-	-	112,000,000
40/2016	April 27/16	51,892,000	21,664,000	-	579,286,000	-	-	652,842,000
	April 27/16	-	-	-	-	-	9,675,000	9,675,000
		$ 214,675,003	$ 168,753,325	$ -	$ 866,641,000	$ 758,955	$ 34,805,000	$ 1,285,633,283

City Council has the authority under the City of Winnipeg Charter to approve the borrowing authority for Special Operating Agencies. Therefore, the City is not required to obtain approval from the Minister of Finance and to create a by-law.

THE CITY OF WINNIPEG
TAX-SUPPORTED AND CITY-OWNED UTILITIES

STATEMENT OF OUTSTANDING CAPITAL BORROWING AUTHORIZATIONS (continued)
As at December 31, 2016

Outstanding Capital Borrowing Authorization at December 31, 2015	$ 630,405,283
Add:	
By-law 20/2016	112,000,000
By-law 40/2016	681,682,000
Fleet Borrowing	9,675,000
Deduct:	
Debt Issued	(80,000,000)
Toronto Dominion Bank Fleet Loan	(9,700,000)
By-law 183/2004 cancellation	(4,025,000)
By-law 32/2007 cancellation	(600,000)
By-law 219/2007 cancellation	(17,375,000)
By-law 23/2013 cancellation	(19,858,000)
By-law 5/2015 cancellation	(16,571,000)
Outstanding Capital Borrowing Authorization at December 31, 2016	$ 1,285,633,283

THE CITY OF WINNIPEG
TAX-SUPPORTED AND CITY-OWNED UTILITIES

DEBENTURE DEBT ISSUES

As at December 31, 2016
(unaudited)

Term	Month	Interest Rate	By-Law Number	Amount of Debt
The City of Winnipeg				
Sinking Fund Debt				
1997-2017	Nov. 17	6.250	7000/97	$ 30,000,000
2006-2036	July 17	5.200	183/2004 & 72/2006	60,000,000
2008-2036	July 17	5.200	72/2006 & 32/2007	100,000,000
2010-2041	June 3	5.150	183/2008	60,000,000
2014-2045	June 1	4.100	144/11 & 23/13 & 149/13	60,000,000
2014-2045	June 1	3.713	100/12 & 23/13 & 149/13	60,000,000
2015-2045	June 1	3.828	144/11, 100/12, 23/13, 149/13, 5/15, 61/15	60,000,000
2016-2045	June 1	3.303	72/06, 23/13, 149/13, 5/15, 96/15, 40/16	80,000,000
2011-2051	Nov. 15	4.300	72/06 & 183/08 & 150/09	50,000,000
2012-2051	Nov. 15	3.853	93/2011	50,000,000
2012-2051	Nov. 15	3.759	120/09 & 93/11 & 138/11	75,000,000
2013-2051	Nov. 15	4.300	93/2011 & 84/2013	60,000,000
2014-2051	Nov. 15	3.893	93/2011 & 145/2013	52,568,000
				797,568,000
Serial Debt				
2009-2019	Oct. 6	4.500	46/2007 & 31/2009	14,544,000
Total Debt				$ 812,112,000

THE CITY OF WINNIPEG
TAX-SUPPORTED AND CITY-OWNED UTILITIES

SUMMARY OF DEBENTURE DEBT AND SINKING FUND BY PURPOSE

As at December 31, 2016
(unaudited)

Description	Debenture Debt		
	Gross	Sinking Fund	Net
Tax-Supported			
General	$ 371,075,103	$ 37,502,246	$ 333,572,857
Unallocated Sinking Fund Deficit	-	(15,942,998)	15,942,998
Total Tax-Supported	371,075,103	21,559,248	349,515,855
Other Funds			
Transit System	93,594,000	7,975,959	85,618,041
Municipal Accommodations	61,805,852	2,331,877	59,473,975
Total Tax-Supported and Other Funds	526,474,955	31,867,084	494,607,871
City-Owned Utilities			
Waterworks System	160,000,000	30,070,006	129,929,994
Sewage Disposal System	24,000,000	-	24,000,000
Solid Waste Disposal	8,637,045	-	8,637,045
Total City-Owned Utilities	192,637,045	30,070,006	162,567,039
Reserves			
Destination Marketing	41,000,000	1,131,936	39,868,064
Local Street Renewal	27,000,000	749,156	26,250,844
Regional Street Renewal	25,000,000	492,332	24,507,668
Total Reserves	93,000,000	2,373,424	90,626,576
	$ 812,112,000	$ 64,310,514	$ 747,801,486

THE CITY OF WINNIPEG
TAX-SUPPORTED AND CITY-OWNED UTILITIES

SUMMARY OF DEBENTURE DEBT AND SINKING FUND BY PURPOSE (continued)

As at December 31, 2016
(unaudited)

Description	2017 Fixed Annual Charges		
	Interest	Principal	Total
Tax-Supported	$ 15,179,645	$ 9,405,324	$ 24,584,969
Other Funds			
Transit System	4,516,678	1,338,887	5,855,565
Municipal Accommodations	2,414,633	1,085,132	3,499,765
Total Tax-Supported and Other Funds	22,110,956	11,829,343	33,940,299
City-Owned Utilities			
Waterworks System	8,320,000	2,836,000	11,156,000
Sewage Disposal System	792,720	453,118	1,245,838
Solid Waste Disposal	285,282	163,067	448,349
Total City-Owned Utilities	9,398,002	3,452,185	12,850,187
Reserves			
Destination Marketing	1,536,857	645,158	2,182,015
Local Street Renewal	1,044,010	426,098	1,470,108
Regional Street Renewal	919,250	412,750	1,332,000
Total Reserves	3,500,117	1,484,006	4,984,123
	$ 35,009,075	$ 16,765,534	$ 51,774,609

THE CITY OF WINNIPEG
TAX-SUPPORTED AND CITY-OWNED UTILITIES

DEBENTURE DEBT CHANGES DURING 2016

(unaudited)

Gross Debt as at January 1, 2016			$ 736,960,000
Debt Issued During 2016			
Tax-Supported Debt:			
Community Services - Assiniboine Park	$ 2,000,000		
Fire	1,109,000		
Libraries	13,759,000		
Local Improvements	4,603,955		
Streets and Bridges System	19,891,000	$ 41,362,955	
Utilities Debt:			
Sewage Disposal System	24,000,000		
Solid Waste Disposal	8,637,045	32,637,045	
Reserve Funds Debt:			
Local Street Renewal Reserve	1,000,000		
Regional Street Renewal Reserve	5,000,000	6,000,000	80,000,000
Sub-total			816,960,000
Debt Retired During 2016			
Tax-Supported Debt:			
Assessment - Special Projects	98,052		
Business Liaison - Special Projects	310		
Community Improvement Program	77,450		
Community Services - Special Projects	26,550		
Corporate Finance - Special Projects	5,576		
Fire	25,001		
Infrastructure	130,116		
Infrastructure - Land Drainage	88,065		
Infrastructure - Parks and Recreation	19,335		
Infrastructure - Streets and Bridges	123,900		
Land Drainage	365,109		
Land and Development - Special Projects	146,659		
Libraries	43,328		
Parks and Recreation	284,764		
Parks and Recreation - Special Projects	75,281		
Police	188,009		
Special Projects	40,000		
Streets and Bridges System	2,450,291		
Winnipeg Development Agreement	123,920	4,311,716	
Utilities Debt:			
Transit	75,000		
Municipal Accommodations	461,284	536,284	(4,848,000)
Gross Debt as at December 31, 2016			$ 812,112,000

THE CITY OF WINNIPEG
TAX-SUPPORTED AND CITY-OWNED UTILITIES

DEBENTURE DEBT - MATURITY BY YEARS

As at December 31, 2016
(unaudited)

Maturity Year	Sinking Fund Debt	Serial and Installment Debt	Total	%
2017	$ 30,000,000	$ 4,848,000	$ 34,848,000	4.29
2018	-	4,848,000	4,848,000	0.60
2019	-	4,848,000	4,848,000	0.60
2036	160,000,000	-	160,000,000	19.70
2041	60,000,000	-	60,000,000	7.39
2045	260,000,000	-	260,000,000	32.01
2051	287,568,000	-	287,568,000	35.41
Gross Debt	$ 797,568,000	$ 14,544,000	812,112,000	100.00
Less: Sinking Fund Reserve			64,310,514	
Net Debt			$ 747,801,486	

THE CITY OF WINNIPEG
TAX-SUPPORTED AND CITY-OWNED UTILITIES

DEBENTURE DEBT SUMMARY OF MATURITIES BY PURPOSES
As at December 31, 2016
(unaudited)

Maturity Year	General Tax-Supported	Transit System	Waterworks System	Sewage Disposal	Sold Waste Disposal	Municipal Accommodations	Reserves	Total
2017	$ 34,311,716	$ 75,000	$ -	$ -	$ -	$ 461,284	$ -	$ 34,848,000
2018	4,311,716	75,000	-	-	-	461,284	-	4,848,000
2019	4,311,716	75,000	-	-	-	461,284	-	4,848,000
2036	-	-	160,000,000	-	-	-	-	160,000,000
2041	-	60,000,000	-	-	-	-	-	60,000,000
2045	127,743,955	3,619,000	-	24,000,000	8,637,045	3,000,000	93,000,000	260,000,000
2051	200,396,000	29,750,000	-	-	-	57,422,000	-	287,568,000
	$ 371,075,103	$ 93,594,000	$ 160,000,000	$ 24,000,000	$ 8,637,045	$ 61,805,852	$ 93,000,000	$ 812,112,000

THE CITY OF WINNIPEG
TAX-SUPPORTED AND CITY-OWNED UTILITIES

ANNUAL DEBENTURE DEBT SERVICE CHARGES ON EXISTING DEBT

For the years ending December 31
(unaudited)

	Tax-Supported			Utilities (Includes Transit System)			Reserve Funds			
Year	**Principal**	**Interest**	**Sub-total**	**Principal**	**Interest**	**Sub-total**	**Principal**	**Interest**	**Sub-total**	**Total**
2017	$ 9,405,324	$ 15,179,645	$ 24,584,969	$ 5,876,204	$ 16,329,313	$ 22,205,517	$ 1,484,006	$ 3,500,117	$ 4,984,123	$ 51,774,609
2018	8,498,125	13,129,129	21,627,254	5,876,203	16,307,483	22,183,686	1,484,006	3,500,117	4,984,123	48,795,063
2019	8,498,125	12,941,693	21,439,818	5,876,203	16,284,170	22,160,373	1,484,006	3,500,117	4,984,123	48,584,314
2020-2036	71,168,950	217,487,497	288,656,447	90,778,637	276,517,288	367,295,925	25,228,092	59,501,983	84,730,075	740,682,447
2037-2041	20,932,043	63,966,910	84,898,953	12,519,597	39,728,620	52,248,217	7,420,024	17,500,585	24,920,609	162,067,779
2042-2045	16,745,634	51,173,528	67,919,162	6,309,250	19,422,896	25,732,146	5,936,020	14,000,468	19,936,488	113,587,796
2046-2051	12,287,961	47,987,256	60,275,217	5,115,789	21,146,082	26,261,871	-	-	-	86,537,088
	$ 147,536,162	$ 421,865,658	$ 569,401,820	$ 132,351,883	$ 405,735,852	$ 538,087,735	43,036,154	$ 101,503,387	$ 144,539,541	$ 1,252,029,096

THE CITY OF WINNIPEG
TAX-SUPPORTED AND CITY-OWNED UTILITIES

TAX-SUPPORTED DEBENTURE DEBT BY PURPOSE

As at December 31, 2016
(unaudited)

By-law Number	Amount of Debt	Term of Debt	Payable	Interest Rates % Sinking Fund	Interest Rates % Debt	Annual Charges 2017 Interest	Annual Charges 2017 Principal	Sinking Fund Reserve at Dec. 31, 2016
STREETS AND BRIDGE SYSTEM **(street improvements, street lighting, bridges and underpasses)**								
7000/1997	$ 20,700,000	Nov. 17, 1997-2017	CAN	5.000	6.250	$ 1,293,750	$ 625,968	$ 19,231,662
46/2007 & 31/2009	7,350,872	Oct. 6, 2009-2019	CAN	Serial	4.500	290,544	2,450,291	-
144/11 & 149/13	37,855,000	Jun. 1, 2014-2045	CAN	4.500	4.100	1,552,055	584,611	1,226,926
23/13 & 149/13	10,871,000	Jun. 1, 2014-2045	CAN	4.500	3.713	403,640	167,886	352,342
144/11 & 5/15	8,150,000	Jun. 1, 2015-2045	CAN	4.500	3.828	311,982	133,591	137,099
5/2015 & 40/2016	19,891,000	Jun. 1, 2016-2045	CAN	4.000	3.303	657,000	375,541	-
150/2009	18,700,000	Nov. 15, 2011-2051	CAN	4.500	4.300	804,100	174,717	961,246
120/2009	25,000,000	Nov. 15, 2012-2051	CAN	4.500	3.759	939,750	246,392	1,060,089
	148,517,872					6,252,821	4,758,997	22,969,364
LAND DRAINAGE **(storm water relief sewers, drainage sewers and flood control)**								
7000/1997	4,900,000	Nov. 17, 1997-2017	CAN	5.000	6.250	306,250	148,176	4,552,422
46/2007 & 31/2009	1,095,326	Oct. 6, 2009-2019	CAN	Serial	4.500	43,293	365,109	-
	5,995,326					349,543	513,285	4,552,422
PARKS AND RECREATION								
46/2007 & 31/2009	854,293	Oct. 6, 2009-2019	CAN	Serial	4.500	33,766	284,764	-

THE CITY OF WINNIPEG
TAX-SUPPORTED AND CITY-OWNED UTILITIES

TAX-SUPPORTED DEBENTURE DEBT BY PURPOSE (continued)

As at December 31, 2016

By-law Number	Amount of Debt	Term of Debt	Payable	Interest Rates % Sinking Fund	Interest Rates % Debt	Annual Charges 2017 Interest	Annual Charges 2017 Principal	Sinking Fund Reserve at Dec. 31, 2016
LIBRARIES								
46/2007 & 31/2009	129,983	Oct. 6, 2009-2019	CAN	Serial	4.500	5,138	43,328	-
23&149/13, 5/15, 40/16	13,759,000	Jun. 1, 2016-2045	CAN	4.000	3.303	454,460	259,769	-
	13,888,983					459,598	303,097	-
FIRE								
7000/1997	1,800,000	Nov. 17, 1997-2017	CAN	5.000	6.250	112,500	54,432	1,672,318
46/2007 & 31/2009	75,003	Oct. 6, 2009-2019	CAN	Serial	4.500	2,964	25,001	-
5/2015	808,000	Jun. 1, 2015-2045	CAN	4.500	3.828	30,930	13,244	13,592
5/2015 & 40/2016	1,109,000	Jun. 1, 2016-2045	CAN	4.000	3.303	36,630	20,938	-
	3,792,003					183,024	113,615	1,685,910
POLICE								
46/2007 & 31/2009	564,028	Oct. 6, 2009-2019	CAN	Serial	4.500	22,293	188,009	-
93/2011	50,000,000	Nov. 15, 2012-2051	CAN	4.500	3.853	1,926,500	492,783	2,120,179
93/2011	8,586,000	Nov. 15, 2012-2051	CAN	4.500	3.759	322,748	84,621	364,077
93/2011	43,992,000	Nov. 15, 2013-2051	CAN	4.500	4.300	1,891,656	457,591	1,443,616
93/11 & 145/13	52,568,000	Nov. 15, 2014-2051	CAN	4.500	3.893	2,046,472	577,408	1,187,496
	155,710,028					6,209,669	1,800,412	5,115,368
SPECIAL PROJECTS								
46/2007 & 31/2009	120,000	Oct. 6, 2009-2019	CAN	Serial	4.500	4,743	40,000	-

THE CITY OF WINNIPEG
TAX-SUPPORTED AND CITY-OWNED UTILITIES

TAX-SUPPORTED DEBENTURE DEBT BY PURPOSE (continued)

As at December 31, 2016

By-law Number	Amount of Debt	Term of Debt	Payable	Interest Rates % Sinking Fund	Interest Rates % Debt	Annual Charges 2017 Interest	Annual Charges 2017 Principal	Sinking Fund Reserve at Dec. 31, 2016
CORE AREA PROGRAM								
7000/1997	1,000,000	Nov. 17, 1997-2017	CAN	5.000	6.250	62,500	30,240	929,066
INFRASTRUCTURE								
46/2007 & 31/2009	390,348	Oct. 6, 2009-2019	CAN	Serial	4.500	15,429	130,116	-
INFRASTRUCTURE - LAND DRAINAGE								
46/2007 & 31/2009	264,195	Oct. 6, 2009-2019	CAN	Serial	4.500	10,442	88,065	-
INFRASTRUCTURE - PARKS AND RECREATION								
46/2007 & 31/2009	58,005	Oct. 6, 2009-2019	CAN	Serial	4.500	2,293	19,335	-
INFRASTRUCTURE - STREETS AND BRIDGES								
7000/1997	1,600,000	Nov. 17, 1997-2017	CAN	5.000	6.250	100,000	48,384	1,486,505
46/2007 & 31/2009	371,700	Oct. 6, 2009-2019	CAN	Serial	4.500	14,691	123,900	-
	1,971,700					114,691	172,284	1,486,505
COMMUNITY IMPROVEMENT PROGRAM								
46/2007 & 31/2009	232,350	Oct. 6, 2009-2019	CAN	Serial	4.500	9,184	77,450	-

THE CITY OF WINNIPEG
TAX-SUPPORTED AND CITY-OWNED UTILITIES

TAX-SUPPORTED DEBENTURE DEBT BY PURPOSE (continued)

As at December 31, 2016

By-law Number	Amount of Debt	Term of Debt	Payable	Interest Rates %		Annual Charges 2017		Sinking Fund Reserve at Dec. 31, 2016
				Sinking Fund	Debt	Interest	Principal	
ASSINIBOINE PARK - COMMUNITY SERVICES								
23/13 & 149/13	11,626,000	Jun. 1, 2014-2045	CAN	4.500	4.100	476,666	179,546	376,813
96/2015	2,000,000	Jun. 1, 2016-2045	CAN	4.000	3.303	66,060	37,760	-
	13,626,000					542,726	217,306	376,813
LOCAL IMPROVEMENTS								
149/2013	519,000	Jun. 1, 2014-2045	CAN	4.500	4.100	21,279	8,015	16,821
149/2013	761,000	Jun. 1, 2014-2045	CAN	4.500	3.713	28,256	11,752	24,665
149/13 & 5/15	1,791,000	Jun. 1, 2015-2045	CAN	4.500	3.828	68,559	29,357	30,129
72/06, 5/15, 40/16	4,603,955	Jun. 1, 2016-2045	CAN	4.000	3.303	152,069	86,922	-
72/2006	1,550,000	Nov. 15, 2011-2051	CAN	4.500	4.300	66,650	14,482	79,675
	9,224,955					336,813	150,528	151,290
WINNIPEG DEVELOPMENT AGREEMENT								
46/2007 & 31/2009	371,760	Oct. 6, 2009-2019	CAN	Serial	4.500	14,694	123,920	-
SPECIAL PROJECTS - PARKS AND RECREATION								
46/2007 & 31/2009	225,844	Oct. 6, 2009-2019	CAN	Serial	4.500	8,927	75,281	-
SPECIAL PROJECTS - COMMUNITY SERVICES								
46/2007 & 31/2009	79,650	Oct. 6, 2009-2019	CAN	Serial	4.500	3,148	26,550	-
61/2015	14,000,000	Jun. 1, 2015-2045	CAN	4.500	3.828	535,920	229,482	235,508
	14,079,650					539,068	256,032	235,508

THE CITY OF WINNIPEG
TAX-SUPPORTED AND CITY-OWNED UTILITIES

TAX-SUPPORTED DEBENTURE DEBT BY PURPOSE (continued)

As at December 31, 2016

By-law Number	Amount of Debt	Term of Debt	Payable	Interest Rates %		Annual Charges 2017		Sinking Fund Reserve at Dec. 31, 2016
				Sinking Fund	Debt	Interest	Principal	
SPECIAL PROJECTS - LAND AND DEVELOPMENT								
46/2007 & 31/2009	439,978	Oct. 6, 2009-2019	CAN	Serial	4.500	17,390	146,659	-
SPECIAL PROJECTS - ASSESSMENT								
46/2007 & 31/2009	294,155	Oct. 6, 2009-2019	CAN	Serial	4.500	11,626	98,052	-
SPECIAL PROJECTS - CORPORATE FINANCE								
46/2007 & 31/2009	16,729	Oct. 6, 2009-2019	CAN	Serial	4.500	661	5,576	-
SPECIAL PROJECTS - BUSINESS LIAISON								
46/2007 & 31/2009	929	Oct. 6, 2009-2019	CAN	Serial	4.500	37	310	-
Tax-Supported Total	**371,075,103**					**15,179,645**	**9,405,324**	**37,502,246**

THE CITY OF WINNIPEG
TAX-SUPPORTED AND CITY-OWNED UTILITIES

CITY-OWNED UTILITIES DEBENTURE DEBT BY PURPOSE

As at December 31, 2016

TRANSIT SYSTEM

46/2007 & 31/2009	225,000	Oct. 6, 2009-2019	CAN	Serial	4.500	8,893	75,000	-
183/2008	60,000,000	June 3, 2010-2041	CAN	4.500	5.150	3,090,000	926,607	6,385,826
183/2008	29,750,000	Nov. 15, 2011-2051	CAN	4.500	4.300	1,279,250	277,959	1,529,254
23/2013	3,619,000	Jun. 1, 2015-2045	CAN	4.500	3.828	138,535	59,321	60,879
	93,594,000					4,516,678	1,338,887	7,975,959

WATERWORKS SYSTEM

183/04 & 72/06	60,000,000	July 17, 2006-2036	CAN	4.500	5.200	3,120,000	984,000	12,340,552
72/06 & 32/07	100,000,000	July 17, 2008-2036	CAN	4.500	5.200	5,200,000	1,852,000	17,729,454
	160,000,000					8,320,000	2,836,000	30,070,006

SEWAGE DISPOSAL SYSTEM

5/2015	24,000,000	Jun. 1, 2016-2045	CAN	4.000	3.303	792,720	453,118	-

SOLID WASTE DISPOSAL

23/13, 149/13, 5/15, 40/16	8,637,045	Jun. 1, 2016-2045	CAN	4.000	3.303	285,282	163,067	-

THE CITY OF WINNIPEG
TAX-SUPPORTED AND CITY-OWNED UTILITIES

CITY-OWNED RESERVE FUNDS DEBENTURE DEBT BY PURPOSE

As at December 31, 2016

By-law Number	Amount of Debt	Term of Debt	Payable	Interest Rates % Sinking Fund	Interest Rates % Debt	Annual Charges 2017 Interest	Annual Charges 2017 Principal	Sinking Fund Reserve at Dec. 31, 2016
MUNICIPAL ACCOMMODATIONS								
46/2007 & 31/2009	1,383,852	Oct. 6, 2009-2019	CAN	Serial	4.500	54,697	461,284	-
23/2013	3,000,000	Jun. 1, 2015-2045	CAN	4.500	3.828	114,840	49,175	50,466
138/2011	41,414,000	Nov. 15, 2012-2051	CAN	4.500	3.759	1,556,752	408,163	1,756,102
84/2013	16,008,000	Nov. 15, 2013-2051	CAN	4.500	4.300	688,344	166,510	525,309
	61,805,852					2,414,633	1,085,132	2,331,877
Utility Total	**348,036,897**					**16,329,313**	**5,876,204**	**40,377,842**
DESTINATION MARKETING RESERVE								
100/2012	28,368,000	Jun. 1, 2014-2045	CAN	4.500	3.713	1,053,304	438,100	919,441
100/2012	12,632,000	Jun. 1, 2015-2045	CAN	4.500	3.828	483,553	207,058	212,495
	41,000,000					1,536,857	645,158	1,131,936
LOCAL STREETS RENEWAL RESERVE								
23/2013	10,000,000	Jun. 1, 2014-2045	CAN	4.500	4.100	410,000	154,435	324,112
149/2013	10,000,000	Jun. 1, 2014-2045	CAN	4.500	3.713	371,300	154,434	324,112
5/2015	6,000,000	Jun. 1, 2015-2045	CAN	4.500	3.828	229,680	98,349	100,932
40/2016	1,000,000	Jun. 1, 2016-2045	CAN	4.000	3.303	33,030	18,880	-
	27,000,000					1,044,010	426,098	749,156

THE CITY OF WINNIPEG
TAX-SUPPORTED AND CITY-OWNED UTILITIES

CITY-OWNED RESERVE FUNDS DEBENTURE DEBT BY PURPOSE (continued)

As at December 31, 2016

REGIONAL STREETS RENEWAL RESERVE

149/2013	10,000,000	Jun. 1, 2014-2045	CAN	4.500	3.713	371,300	154,435	324,112
5/2015	10,000,000	Jun. 1, 2015-2045	CAN	4.500	3.828	382,800	163,915	168,220
40/2016	5,000,000	Jun. 1, 2016-2045	CAN	4.000	3.303	165,150	94,400	-
	25,000,000					919,250	412,750	492,332
Reserve Funds Total	**93,000,000**					**3,500,117**	**1,484,006**	**2,373,424**
Unallocated Sinking Fund Deficit								(15,942,998)
Grand Total	**$ 812,112,000**					**$ 35,009,075**	**$ 16,765,534**	**$ 64,310,514**

Note: With passing of the new City of Winnipeg Charter in 2003, the City is no longer required to pass a by-law when it issues debentures.



510 Main Street | Winnipeg | Manitoba | Canada | R3B 1B9 | winnipeg.ca