Minutes – Executive Policy Committee – June 7, 2017

Report – Standing Policy Committee on Innovation – May 26, 2017

Item No. 1 Winnipeg Fleet Management SOA – 2017 Business Plan (Selection Report)

EXECUTIVE POLICY COMMITTEE RECOMMENDATION:

The Executive Policy Committee concurred in the recommendation of the Standing Policy Committee on Innovation and submitted the following to Council:

1. That the 2017 Business Plan for Winnipeg Fleet Management - Special Operating Agency, including the 2017 budget, be approved and the 2018 and 2019 financial projections be received as information, as outlined in Appendix A.

2. That annual long-term borrowing authority of up to $10.1 million in 2017 be approved in accordance with subsection 215 (4) of The City of Winnipeg Charter with respect to Special Service Units, and authorization be given to Winnipeg Fleet Management - Special Operating Agency to finance a portion of its operations through external sources, for the purpose of acquiring fleet assets, including from The City's bank, or from any other persons or corporations, including The City of Winnipeg Sinking Fund Trustees.

3. That the Proper Officers of The City be authorized to do all things necessary to implement the foregoing, including the execution of any documents related thereto.

Report – Standing Policy Committee on Innovation – May 26, 2017

DECISION MAKING HISTORY:

Moved by Councillor Gilroy,

That the recommendation of the Standing Policy Committee on Innovation be concurred in and forwarded to Council.

Carried

STANDING COMMITTEE RECOMMENDATION:

On May 26, 2017, the Standing Policy Committee on Innovation concurred in the recommendation of the Winnipeg Public Service and submitted the matter to the Executive Policy Committee and Council.

ADMINISTRATIVE REPORT

Title: Winnipeg Fleet Management – Special Operating Agency – 2017 Business Plan

Critical Path: Standing Policy Committee on Innovation– Executive Policy Committee – Council

AUTHORIZATION

Author	Department Head	CFO	CAO/COO
J. Chammartin WFMA Manager of Finance	D. Konowich WFMA COO	M. Ruta	D. McNeil

EXECUTIVE SUMMARY

An annual business plan for the Winnipeg Fleet Management Agency (Special Operating Agency) is submitted for Council approval to ensure the agency's strategic direction is in alignment with the general planning, budgeting and reporting requirements of the City of Winnipeg. The business plan allows the agency to fulfill its mandate and mission by providing efficient and effective fleet management services to civic departments in support of their service delivery.

RECOMMENDATIONS

1. That the 2017 Business Plan for Winnipeg Fleet Management - Special Operating Agency, including the 2017 budget, be approved and the 2018 and 2019 financial projections be received as information, as outlined in Appendix A.

2. That annual long-term borrowing authority of up to $10.1 million in 2017 be approved in accordance with subsection 215 (4) of The City of Winnipeg Charter with respect to Special Service Units, and authorization be given to Winnipeg Fleet Management - Special Operating Agency to finance a portion of its operations through external sources, for the purpose of acquiring fleet assets, including from The City's bank, or from any other persons or corporations, including The City of Winnipeg Sinking Fund Trustees.

3. That the proper officers of The City be authorized to do all things necessary to implement the foregoing, including the execution of any documents related thereto.

REASON FOR THE REPORT

Winnipeg Fleet Management Agency is required to present an annual business plan to Council, in accordance with the Winnipeg Fleet Management Agency Operating Charter.

IMPLICATIONS OF THE RECOMMENDATIONS

During 2017, Winnipeg Fleet Management Agency will transfer $0.092 million to The City of Winnipeg – General Revenue Fund, representing a dividend, consistent with The City of Winnipeg 2016 – 2018 Adopted Operating Budget. A dividend of $1.492 million was transferred to The City of Winnipeg – General Revenue Fund in 2016.

Consistent with the Winnipeg Fleet Management Agency 2014 Adopted Business Plan and budget, transfers to The City where the Agency does not receive goods or services from The City directly in return will cease beginning in 2017, as transactions of this nature are dividends in substance, and dividends are to be distributed in accordance with the Agency's Operating Charter.

HISTORY

On March 25, 1998, Council adopted the Policy and Framework for Alternate Service Delivery, which recommended that certain services be studied as potential candidates for service delivery outside of the departmental structure of government.

During 1999, the Public Works Department conducted a feasibility study of alternate service delivery options for those services provided by the Equipment and Material Services Division. The report was presented in June 2000 and it recommended that the Equipment and Material Services Division become a Special Operating Agency.

On October 18, 2000, Council approved the Alternate Service Delivery Committee's feasibility study recommendation that Administration produce a Business Plan and Operating Charter to convert the Equipment and Material Services Division to a Special Operating Agency. Further, Council approved that the Business Plan and Operating Charter be premised on the following principles:

- The Special Operating Agency maintain the existing dedicated customer base for a period of three years;
- The Special Operating Agency assume ownership of the fleet of its current customers;
- The Special Operating Agency have the authority to access the Equipment Replacement Reserve as a financing source for the replacement of equipment; and
- The Special Operating Agency has the authority to increase its customer base.

On May 28, 2003, Winnipeg Fleet Management Agency received Council approval to operate as a Special Operating Agency of The City of Winnipeg, effective January 1, 2003.

FINANCIAL IMPACT

Financial Impact Statement

Date: November 1, 2016

Project Name:

First Year of Program **2017**

Winnpeg Fleet Management - Special Operating Agency - 2017 Business Plan

	2016	2017	2018	2019	2020
Capital					
Capital Expenditures Required	$ -	$ -	$ -	$ -	$ -
Less: Existing Budgeted Costs	-	-	-	-	-
Additional Capital Budget Required	$ -	$ -	$ -	$ -	$ -
Funding Sources:					
Debt - Internal	$ -	$ -	$ -	$ -	$ -
Debt - External	-	-	-	-	-
Grants (Enter Description Here)	-	-	-	-	-
Reserves, Equity, Surplus	-	-	-	-	-
Other - Enter Description Here	-	-	-	-	-
Total Funding	$ -	$ -	$ -	$ -	$ -
Total Additional Capital Budget Required	$ -				
Total Additional Debt Required	$ -				
Current Expenditures/Revenues					
Direct Costs	$ -	$ -	$ -	$ -	$ -
Less: Incremental Revenue/Recovery	-	-	-	-	-
Net Cost/(Benefit)	$ -	$ -	$ -	$ -	$ -
Less: Existing Budget Amounts	-	-	-	-	-
Net Budget Adjustment Required	$ -	$ -	$ -	$ -	$ -

Additional Comments:

2017 to 2019 projected financial statements and notes are presented in Appendix A-1.

"Original approved "

Joseph Chammartin, CPA, CGA
Manager of Finance
Winnipeg Fleet Management Agency

CONSULTATION

In preparing this report there was consultation with:

- Assessment and Taxation Department
- Community Services Department
- Corporate Finance Department
- Corporate Support Services Department
- Planning, Property and Development Department
- Public Works Department
- Water and Waste Department
- Winnipeg Fire Paramedic Service Department
- Winnipeg Parking Authority – Special Operating Agency
- Winnipeg Police Service Department
- Legal Services (as to legal issues)

OURWINNIPEG POLICY ALIGNMENT

In alignment with the following: "OurWinnipeg" Plan By-law No. 67/2010 and the Direction Strategies of "A Sustainable Winnipeg" and "Sustainable Transportation".

"OurWinnipeg" Section 01-3 Prosperity (pg. 48-52) – the Direction 1: Provide efficient and focused civic administration and governance.
Enabling Strategies:

- Demonstrate exemplary customer service standards.
- Continuously pursue innovative, streamlined service delivery and decision-making processes.
- Demonstrate accountability through service performance measurement and reporting.
- Endeavor to apply environmentally sustainable practices in all aspects of civic operations.

"OurWinnipeg" Section 02-2 Environment: Directions (Pg. 68):

- Reduce the environmental impact of our activities, through strategies such as planning for sustainable energy use and greenhouse gas reduction.

"A Sustainable Winnipeg" Section 05: The Foundation: Leading By Example Direction 2: Incorporate Sustainable Practices into Internal Civic Operations, Programs And Services.
Enabling Strategies (pg. 16-17):

- In partnership with the community, create and maintain a Climate Change Action Plan to reduce the City of Winnipeg's corporate greenhouse gas emissions by a further 20% below 1998 levels.
- Establish corporate greenhouse gas reduction targets for 2020 and 2035.
- Green the City's fleet operations through a plan that includes direction on anti-idling, efficient vehicles, use of alternate fuels and the right-sizing of the fleet.

"A Sustainable Winnipeg" Section 07. Integrate sustainability into internal decision-making.
Direction 1: Strengthen existing integrated decision-making and planning mechanisms, and build new mechanisms where required.
Enabling Strategies (pg. 27):

- Implement pilot and demonstration projects to drive efficient and focused service provision, based on the sustainability indicators.

SUBMITTED BY

Department: Winnipeg Fleet Management Agency (WFMA)
Division:
Prepared by: J. Chammartin
Date: November 1, 2016

APPENDIX A

THE CITY OF WINNIPEG

FLEET MANAGEMENT – SPECIAL OPERATING AGENCY

BUSINESS PLAN

2017

STRATEGIC OVERVIEW

Winnipeg Fleet Management Agency was established in 2003 as a Special Operating Agency, a Special Service Unit of The City of Winnipeg, delivering services and operating within The City's organization.

The Special Operating Agency concept permits the Agency to operate in a business-like and transparent manner, through managerial flexibilities including special delegations, exemptions and authorities.

The Agency's strategic direction, as set out by its Operating Charter, Business Plan, and Annual Report, places emphasis on managing for results, bottom-line accountability, customer satisfaction, and full disclosure.

MISSION

To provide economical, state-of-the-art, safe and eco-friendly fleet vehicle, equipment and other asset management services to The City of Winnipeg and other public sector organizations, in support of their service delivery.

VISION

To become the best public sector fleet services provider in Canada.

VALUES

1. Accountability
2. Commitment to excellence
3. Fairness
4. Respect
5. Trust

GUIDING PRINCIPLES

1. Quality service to The City of Winnipeg
2. Safety for employees and customers
3. Financial accountability and sustainability

MANDATE

To provide efficient and effective fleet, manufacturing and equipment management services to civic departments and other public organizations.

SERVICE GOALS

1. ***Provide fleet management services, vehicles and equipment to City departments, meeting the agency over all operational performance, and safety requirements.***

   Strategies:
   - Continue work on the development of a comprehensive fleet replacement budget and scheduling system, in collaboration with the Corporate Support Services Department.
   - Expand upon the Agency's comprehensive service billing information system with the addition of a customer billing portal for increased transparency and efficiencies, in collaboration with the Corporate Support Services Department.
   - Provide fleet life cycle analysis and recommendations to assist City departments in managing their fleet operations for improved efficiencies, through increased communications and meetings.
   - Continue efforts on an Operational Review on the Winnipeg Fleet Management Agency and investigate recommendations for implementation with the assistance of the Audit Department, for improved efficiencies and ensure current practices are in line with industry standards.
   - Investigate options for innovative contractual practices such as contracting for repeat purchases to take advantage of lower purchasing costs and/or increased standing order contracts.
   - Explore and take advantage of cost saving opportunities in recycling/re-life existing vehicles and equipment before purchasing new.
   - Continue ongoing assessment of staffing levels and positions within the Agency, in consultation with the Corporate Support Services Department.
   - In collaboration with Planning, Property & Development secure the services of a consultant, to prepare a pricing Basis for Estimate (BOE) budget for the Agency's Ross/Tecumseh head office, repair and manufacturing operations future relocation to a new 58,000 square foot facility.
   - Continue to Monitor and ensure compliance with the Workplace Safety and Health Act and associated regulations for agency facilities and offices through a developed Safety Work Plan.
   - Initiate work on aligning the Agency with the City of Winnipeg Asset Management Administrative Standard FM004 to mirror and achieve the City's Asset Management Policy objectives.

2. ***Maintain Fleet Repair and Manufacturing facilities to support The City's geographically dispersed and diverse fleet complement while, providing superior customer service, reliability and safety.***

   Strategies:
   - Continue to review repair and maintenance service types for outsourcing, and convert a portion of vendor repairs to in-house repairs.
   - Continue exploring opportunities with the City of Winnipeg Aboriginal Youth Strategy, Oshki Annishinabe Nigaaniwak, for internal hiring of apprentice and Journey Person trades.

- Continue to explore ways in which to enhance repair service for customers through the implementation of improved shift schedules for increased shop productivity and enhanced maintenance services.
- Investigate cost saving opportunities with Corporate Finance for parts and service standing order contracts taking advantage of large volume discount pricing.

3. Manage The City's fuel distribution system on a day-to-day and emergency basis, providing a safe, dependable and convenient fuel supply.

Strategies:

- Manage compliance with existing and new safety regulation requirements for fuel site operations.
- Consult with the Corporate Finance Department to secure contracts for fuel supply during states of emergency.
- Continue with implementation of a fully integrated Automatic Vehicle Location System in all eligible Winnipeg Fleet Management Agency fleet vehicles and equipment excluding Transit and Winnipeg Police Service.
- Investigate opportunities to utilize the AVL system to assist the Public Works Traffic Management Centre (e.g. efficient dispatch of repair crews, synchronizing emergency vehicle response to traffic light systems via the AVL system, etc.).
- Review of WFMA fuel delivery models for improved fuel services and efficiencies to accommodate department fueling needs accommodating city expansion.

4. Encourage fleet greenhouse gas emission awareness through research, edification, testing, and offering environmentally friendly vehicles and equipment, recommendations and alternative fuels.

Strategies:

- Investigate for implementation alternative fuel and advanced vehicle technologies without negatively impacting operational integrity of the vehicles and their intended ability to meet their expectations.
- Continue to work on a business case and project charter for the evaluation of all electric vehicle opportunities through the purchase of 2 all electric vehicles for trial and testing on operational suitability.
- Assist in a continued city-wide Green Fleet Plan aimed at reducing city-wide fuel use.
- Utilize the Automatic Vehicle Location System to implement, through a joint effort with City departments, an idle reduction policy that limits the amount of time a City vehicle or piece of equipment can idle, with an aim to reduce fleet idling by 50% over the next 5 years, and achieve estimated annual fuel savings of 3%, or approximately $187,000, and reduce fleet Greenhouse gas emissions by 550 tonnes annually.
- Continue to explore opportunities for vehicle and equipment comparisons of hybrid, electric and alternative fuel technologies.
- Apply green fleet procurement initiatives for vehicle acquisitions, and implement weighted criteria in fleet bid opportunities, incorporating fuel efficiency and life cycle costs, in collaboration with the Corporate Finance Department.

- Continue to organize and convene a Green Fleet Advisory Committee with representation from all City departments to place added attention on green fleet initiatives.
- Continue to explore opportunities for involvement in environmental sustainability boards and committee's external to The City of Winnipeg.
- To aid in the reduction of greenhouse gas emissions, transition light fleet sedan and SUV future purchases to hybrid models unless documented departmental operational criteria dictates otherwise.
- To support the reduction in vehicle emissions, WFMA will transition to purchasing all diesel engine powered vehicles that are only Tier 4 Final emission compliant.

POLICY DIRECTION

Winnipeg Fleet Management Agency is a Special Operating Agency of The City of Winnipeg, and abides by The City's collective agreements and by-laws. The City of Winnipeg Charter, Section 215, references the establishment and powers of Special Service Units. The Agency has its own Operating Charter approved by Council.

The Agency follows provincial regulations associated with the Environment Act, the Contaminated Sites Remediation Act, Workplace Safety and Health Act, and the Employment Standards Code.

SERVICES

The Agency delivers the following comprehensive fleet management services to City of Winnipeg departments:

1. Specification, inspection and contract administration
2. Insurance, licensing and registration
3. Manufacturing and fabrication
4. Seasonal and short term rentals
5. Surplus sale disposal
6. Fleet supply with maintenance lease
7. Fuel
8. Repair and maintenance

Certain fleet management services are not provided to the Winnipeg Police Service Department's fleet, and the Winnipeg Fire Paramedic Service Department's heavy fire apparatus fleet, including fleet supply with maintenance lease, repair and maintenance, and accident reporting. The Agency delivers fleet supply without maintenance lease service, applicable only to the Winnipeg Police Service Department's fleet and the Winnipeg Fire Paramedic Service Department's heavy fire apparatus fleet, as an alternate to the Agency's fleet supply with maintenance lease service.

The Agency's eight fleet management services are not provided to the Winnipeg Transit Department's bus fleet, and certain fleet management services are not provided to the Department's vehicle fleet including fleet supply with maintenance lease, fuel, repair and

maintenance, and accident reporting. Fleet supply without maintenance lease service is not applicable to the Winnipeg Transit Department's bus fleet and vehicle fleet.

The Agency provides manufacturing and fabrication, and fuel services to other public sector organizations.

PERFORMANCE MEASUREMENTS

CUSTOMER SATISFACTION

The Agency conducted a customer survey during 2016, which indicated that 79% of customers were satisfied with 2015 fleet management services.

CUSTOMER SATISFACTION	2013	2014	2015
Satisfaction rate	75%	73%	79%

OPERATING COSTS BY CATEGORY

City of Winnipeg operating costs, excluding the Winnipeg Transit Department, the Winnipeg Police Service Department, and the Winnipeg Fire Paramedic Service Department's heavy fleet, are presented by fleet category, excluding off-road vehicles, as defined by the Municipal Benchmarking Network Canada Initiative on a per kilometer basis, with the following components:

- Fuel is determined based on liters consumed by City departments at Agency selling price.
- Repairs performed in-house by the Agency are determined based on labor hours at Agency shop labor rates, and parts at Agency cost with markup.
- Vendor repairs are based on Agency cost with markup.
- Odometer hours are converted to kilometers according to fleet classification, with a range from 18 kilometers per hour to 30 kilometers per hour.

The Municipal Benchmarking Network Canada Initiative definitions are not currently available for 2015 statistics.

CITY OF WINNIPEG OPERATING COSTS BY FLEET CATEGORY *(in dollars per kilometer)*	2013	2014	2015
Light vehicles	0.41	0.30	0.23
Medium vehicles	0.55	0.32	0.47
Heavy vehicles and specialty equipment	0.97	0.68	0.93

FUEL EFFICIENCY BY CATEGORY

The Agency collects and provides monthly fuel management information to City departments, including liters of fuel supplied, and kilometer and hour usage information as reported at time of fueling by City department vehicle and equipment operators.

City of Winnipeg Light Vehicle Fuel Efficiency by Department and Division

Fuel efficiency is presented for light vehicles by City department and division, excluding the Winnipeg Transit Department, in liters per 100 kilometers.

CITY OF WINNIPEG LIGHT VEHICLE FUEL EFFICIENCY BY CITY DEPARTMENT AND DIVISION *(in liters per 100 kilometers)*	**2013**	**2014**	**2015**
Assessment and Taxation Department	10.4	9.1	9.9
Corporate Support Services Department	22.4	18.2	20.7
Winnipeg Fire Paramedic Service Department	19.3	19.3	20.0
Fleet Management – Special Operating Agency	22.2	19.6	15.7
Planning, Property and Development Department	21.5	18.1	16.6
Parking Authority – Special Operating Agency	11.6	13.0	12.3
Public Works Department – Engineering	16.7	19.0	15.3
Public Works Department – Parks & Open Space	25.8	24.3	23.7
Public Works Department – Streets Maintenance	24.5	27.6	22.0
Public Works Department – Traffic Signals	28.4	27.7	32.4
Public Works Department – Transportation Signals	23.5	23.8	23.8
Winnipeg Police Service Department	19.0	18.6	19.8
Water and Waste Department – Engineering	18.3	15.9	16.0
Water and Waste Department – Environmental Standards	12.2	10.3	11.3
Water and Waste Department – Solid Waste	22.9	19.8	25.2
Water and Waste Department – Wastewater	22.8	18.9	21.9
Water and Waste Department – Water Services	22.6	19.8	24.4

City of Winnipeg Fuel Efficiency by Fleet Category

Fuel efficiency is reported for The City, excluding the Winnipeg Transit Department, by light vehicles in liters per 100 kilometers, and by heavy vehicles and specialty equipment in liters per hour.

CITY OF WINNIPEG FUEL EFFICIENCY BY FLEET CATEGORY	2013	2014	2015
Light vehicles (in liters per 100 kilometers)	19.9	19.8	20.0
Heavy vehicles and specialty equipment (in liters per hour)	8.7	9.7	8.9

ASSUMPTIONS TO THE PROJECTED FINANCIAL STATEMENTS

The projected financial statements include management's best estimates of future financial performance, and incorporate the financial implications of the Agency's goals and strategies.

The financial projections are estimates of the financial position, operations and accumulated surplus, cash flows, and net financial liabilities using management's assumptions that reflect the Agency's planned course of action for the three years ending December 31, 2019.

Management's judgment has been used in the assumptions, with the most probable set of economic conditions. Some assumptions inevitably will not materialize and unanticipated events and circumstances may occur subsequent to the date of this projection. Therefore, the actual results achieved during the projected period will vary from the projections, and the variations may be material.

The financial forecast and projections are based on actual 2015 results of operations, with increases for annual inflation, except where otherwise described in the notes to projected financial statements, or as noted in these assumptions.

The 2017 to 2019 Projected Financial Statements and Notes are presented in Appendix A-1.

The 2015 Auditors' Report and Financial Statements are presented in Appendix A-2.

REVENUES

Fleet Leases

The Agency enters into leases to supply and maintain vehicles and equipment to City departments for specified lease periods.

Fleet leases revenue is derived from the Agency's May 24, 2016 fleet replacement plan, with current unit types and quantities assigned to City departments, and consists of the following revenue components:

- Fleet leases capital revenue reflects capital and financing costs, with lease terms and residual values based on lifecycle cost management principles.
- Fleet leases operating revenue is determined based on repair history by type classification and usage level, with an annual inflation factor.

Gain on Sale of Tangible Capital Assets

The gain on sale of tangible capital assets is based on estimated surplus sales.

EXPENSES

Amortization

Tangible capital assets are amortized on the basis of cost less approximate residual value over estimated useful lives using the following rates and methods:

- Buildings; 4% to 8% straight-line
- Fleet assets acquired at start-up; 30% declining balance
- Fleet assets purchased; 1 to 15 years straight-line
- Equipment; 3% to 30% straight-line

Amortization is based on planned fleet acquisitions, with amortization rates and methods described in the Notes to Financial Statements, as listed in Appendix A-1.

Supplies

Fuel expense is determined from annual projected fuel sales net of a 10% markup.

Computer and safety expenses are based on estimated requirements.

Salaries and Employee Benefits

Salaries and employee benefits expense is based on collective agreements, providing for 136 budgeted full-time equivalent (FTE) positions in 2017 Pension, group insurance, dental, vision, and employment insurance benefits are projected at 18% of salaries.
The Agency operates four fleet service centers, and one satellite repair facility, located across the City to provide repair and maintenance, and manufacturing and fabrication services, with 107 budgeted FTE positions in 2017 as follows:

- 85 CUPE permanent FTE positions
- 11 CUPE temporary FTE positions
- 11 WAPSO permanent FTE positions

As a result of the Audit Department recommendations in the 2016 Emergency Mechanical Services Branch Audit Winnipeg Fleet Management Agency will forgo at this time providing supervision and management services to the Winnipeg Fire Paramedic Service heavy vehicle and specialty equipment repair facility with the 1 WAPSO permanent position.

Instead through collaboration with Corporate Finance – Asset Management Winnipeg Fleet Management Agency will initiate the transition to the new Corporate Asset Management organizational governance structure providing support required to align with the City of Winnipeg Asset Management System and Administrative Standard FM004 without further increasing total FTE count by way of the following:

- 1 WAPSO permanent FTE position

Fleet supply lease, specification, inspection and contract administration, seasonal and short term rentals, surplus sales and disposals, insurance, licensing and registration, and fuel services are provided with 12 budgeted FTE positions in 2016 as follows:

- 7 CUPE permanent FTE positions
- 1 CUPE temporary FTE position
- 4 WAPSO permanent FTE positions

Professional and Support teams, include 16 budgeted FTE positions in 2016 as follows:

1. Chief Operating Officer Office;
    - 1 WAPSO exempt permanent FTE position
    - 1 CUPE exempt permanent FTE position
    - 2 CUPE permanent FTE positions

2. Information Technology;
    - 1 WAPSO exempt permanent FTE position
    - 3 WAPSO permanent FTE positions
    - 1 CUPE permanent FTE position

3. Finance;
    - 1 WAPSO exempt permanent FTE position
    - 1 WAPSO permanent FTE positions
    - 2 CUPE permanent FTE positions

4. Safety, Project Management and Customer Service;
    - 2 WAPSO permanent FTE positions
    - 1 WAPSO temporary FTE position

Operating with 136 budgeted FTE positions in 2016, compares favorably to The City's historical fleet management operations which provided for 196 budgeted FTE positions in 1999 as reported in The City of Winnipeg 2015 Community Trends and Performance Report (Appendix 1 page 172).

Services

Consulting, professional services and training expenses are based on estimated requirements.

The budget for Allocated department costs for operator training and accident management service was moved in 2016 to the Public Works Department budget including the rebate provided by Manitoba Public Insurance.

External long-term lease expense is based on current long-term lease agreements.

Interest

Debt interest expense is based on current term loan debt agreements for existing debt, and estimated long-term borrowing rates for projected term loan debt.

Due to The City of Winnipeg – General Revenue Fund interest expense is based on estimated short-term borrowing rates.

Other expenses

Other expenses include miscellaneous, provincial payroll tax, transfers to The City of Winnipeg, power tools, and other equipment.

Transfer to The City of Winnipeg – Municipal Accommodations Fund expense includes the following services provided by the Planning, Property and Development Department to the Agency:

- $195 thousand annually for Waverley Repair Facility lease costs, based on information provided by the Planning, Property and Development Department.
- $546 thousand annually for East Yards Repair Facility lease costs, based on information provided by the Planning, Property and Development Department.

Transfer to The City of Winnipeg – General Revenue Fund expense includes the following services provided by the Corporate Support Services Department to the Agency:

- $78 thousand annually for business technology service and $65 thousand annually for desktop support, based on information provided by the Corporate Support Services Department.
- $96 thousand in 2016, $98 thousand in 2017, $100 thousand in 2018 and $102 thousand in 2019 for human resource service, based on information provided by the Corporate Support Services Department.
- $56 thousand in 2016, $57 thousand in 2017, $58 thousand in 2017 and $59 thousand in 2019 for shared HR consultant, based on information provided by the Corporate Support Services Department.

Consistent with the Agency's 2015 Adopted Business Plan and budget, transfers to The City, where the Agency does not receive goods or services from The City directly in return ($63 thousand in 2016), cease starting in 2017, as transactions of this nature are dividends in substance, and eligible dividends are to be distributed based on City policy in accordance with the Agency's 2007 Adopted Business Plan, Operating Charter Section 5.10 revision.

OTHER

Transfer to The City of Winnipeg – General Revenue Fund (Dividend)

Transfer to the City of Winnipeg – General Revenue Fund is $92 thousand for 2017 and thereafter based on information provided by the Corporate Finance Department, consistent with the City of Winnipeg 2016 – 2018 Adopted Operating Budget.

Effective in 2010, with the adoption of Canadian Public Sector Accounting Standards, dividend transfers are disclosed as a component of annual surplus (deficit), and reported in the Statement of Operations and Accumulated Surplus.

Prior to 2010, in accordance with Canadian Generally Accepted Accounting Principles, dividends are disclosed as a component of retained earnings, and reported in the Statement of Operations and Retained Earnings.

Debt/worth ratio is to be maintained at 4.1 or better for dividend eligibility, in accordance with the Agency's Adopted 2007 Business Plan, Operating Charter Section 5.10 Revision. Debt/worth ratio is determined as total liabilities divided by accumulated surplus, based on the Projected Statement of Financial Position contained in Appendix A-1.

PROJECTED DEBT/WORTH	2017	2018	2019
Debt/Worth ratio	**2.5**	2.6	2.4

LIABILITIES

Due to/from The City of Winnipeg – General Revenue Fund

Due to/from The City of Winnipeg – General Revenue Fund, acts as the Agency's line of credit for short-term financing, and is used for the purpose of acquiring fleet assets between the time when cash is needed and when term financing is arranged. The balance as at December 31st is repaid annually by the Agency during the following year, upon drawdown of term loan debt.

Debt

Debt is comprised of term loan debt, and The City of Winnipeg debt.

Term loan debt represents unsecured term financing for the purpose of acquiring fleet assets, payable to external lenders. The Agency is authorized to finance its operations through external sources under The City of Winnipeg Charter with respect to Special Service Units. Monthly payments are made on the principal and interest portion of the outstanding term loans.

The City of Winnipeg debt is held by the Agency on behalf of City departments for the purpose of acquiring communication equipment, and is payable to City departments.

Debt is disclosed in the Projected Statement of Financial Position, contained in Appendix A-1.

PROJECTED DEBT *(in thousands of dollars)*	**2016**	**2017**	**2018**	**2019**
Term loan debt opening (Note 1)	$30,311	**$29,835**	$33,300	$39,388
Proceeds from term loans (Note 2)	9,700	**13,100**	15,500	16,900
Repayment of term loans (Note 3)	(10,176)	**(9,634)**	(9,412)	(8,426)
Rounding		(1)		(1)
Term Loan Debt	$29,835	**$33,300**	$39,388	$47,861
The City of Winnipeg debt (Note 4)	178	**178**	178	178
Rounding				
Debt	$30,013	**$33,478**	$39,566	$48,039

Notes:

1) Term loan debt opening in 2016 is based on actual term loan debt as at December 31, 2015, and estimated for 2017 to 2019.
2) Proceeds from term loans in 2016 are based on actual loan drawdowns, and estimated for 2017 to 2019 based on the December 31st prior year due to The City of Winnipeg – General Revenue Fund balance.
3) Repayment of term loans in 2016 is based on actual term loan amortization schedules, and estimated for 2017 to 2019.
4) The City of Winnipeg debt is based on the balance as at December 31, 2015.

Maximum debt was established at $65.3 million in the Agency's 2010 Adopted Business Plan, based on projected debt, and due to The City of Winnipeg – General Revenue Fund line of credit.

PROJECTED DEBT LIMIT *(in thousands of dollars)*	**2017**	**2018**	**2019**
Maximum debt	**$65,300**	$65,300	$65,300
Debt	**(33,478)**	(39,566)	(48,039)
Due to The City of Winnipeg – General Revenue Fund	**(15,517)**	(16,898)	(11,701)
Debt Limit	**$16,305**	$8,836	$5,560

Borrowing Authority

The Agency requests Council approval for long-term borrowing authority on an annual basis in accordance with subsection 215 (4) of The City of Winnipeg Charter with respect to Special Service Units. Annual long-term borrowing authority enables the Agency to finance a portion of its operations from external sources for the purpose of acquiring fleet assets. Due to The City of Winnipeg – General Revenue Fund, line of credit, is included in the total cumulative borrowing authorization as established in the Agency's 2007 Adopted Business Plan.

Cumulative borrowing authorization is determined based on accumulated long-term borrowing authority approved by Council in the Agency's Adopted Business Plans, and The City of Winnipeg Adopted Operating Budgets, net of accumulated proceeds from term loans.

PROJECTED BORROWING AUTHORITY *(in thousands of dollars)*	**2017**	**2018**	**2019**
Proceeds from term loans	**$13,100**	$15,500	$16,900
Due to The City of Winnipeg – General Revenue Fund	**15,517**	16,898	11,701
Debt limit	**16,305**	8,836	5,560
Cumulative borrowing authorization opening (Note 1)	**(35,287)**	(31,822)	(25,733)
Annual Long-term Borrowing Authority	**$9,635**	$9,412	$8,428
Cumulative borrowing authorization opening (Note 1)	**35,287**	31,821	25,733
Proceeds from term loans	**(13,100)**	(15,500)	(16,900)
Cumulative Borrowing Authorization	**$31,822**	$25,733	$17,261

Note:

1) Cumulative borrowing authorization opening in 2017 is based on actual borrowing authority net of actual term loan draws cumulative to 2016, and is estimated for 2017 and 2018.

NON-FINANCIAL ASSETS

Tangible Capital Assets

Tangible capital assets include fleet assets, land, buildings, and equipment. Tangible capital asset acquisitions are contained in the Projected Statement of Cash Flows in Appendix A-1.

PROJECTED ACQUISITION OF TANGIBLE CAPITAL ASSETS *(in thousands of dollars)*	**2017**	**2018**	**2019**
Fleet assets	**$17,830**	$23,455	$21,472
Land, buildings and equipment	**2,423**	1,806	980
Acquisition of Tangible Capital Assets	**$20,253**	$25,261	$22,452

Fleet asset acquisitions are based on the Agency's May 24, 2016 fleet replacement plan, and are subject to future revision due to Agency and City department decisions, and vendor availability. Fleet acquisitions in 2017 are estimated by fleet category as follows (in thousands of dollars):

- Agricultural equipment $680
- Attachments $65
- Cargo vans $300
- Heavy duty trucks $994
- Industrial equipment $2,581
- Light duty trucks $1,902
- Medium duty trucks $1,125
- Passenger vans $65
- Sedans $1,112
- Specialty and fire equipment $7,759
- Sport utility vehicles $1,246

Land, buildings and equipment acquisitions are estimated based on operational requirements, and include leasehold improvements, shop equipment, office equipment, computer, power tools, and fuel equipment.

Consistent with the Agency's 2014 Adopted Business Plan, an Automatic Vehicle Location System (AVL) will be acquired for implementation on all Winnipeg Fleet Management Agency Vehicles, estimated at $734 thousand of which $371 thousand has been approved through the innovation capital fund. Information determined in conjunction with the Public Works Department, Corporate Support Services Department, Water and Waste Department, and Winnipeg Fire Paramedic Service Department, representing AVL devices including installation for 1,700 light and heavy vehicles and specialty equipment. The AVL system will address the implications referred to in The City of Winnipeg Operational Review of Public Works Report (June 2013, pages 82, 111 and 157), by providing City departments with the opportunity to monitor engine idle time and utilization to control their fuel and annual fleet costs, and will enable the Agency to monitor fleet life cycle costs and determine better lease rates.

Additional potential benefits of AVL use include reduced liability and risk to the City of Winnipeg related to accident management, theft recovery and insurance claims, providing near real time

information to 311 response and reporting systems, enhanced safety for department employees, and increased opportunities for creating a more efficient organization as a whole.

ACCUMULATED SURPLUS

Accumulated surplus is comprised of contributed surplus, and surplus.

Contributed surplus is $11,425 thousand, representing a transfer from long-term debt due to The City of Winnipeg, excluding funds specified for City department communication equipment, as at January 1, 2008.

Surplus consists of the following:

- Accumulated annual surplus (deficit), with the adoption of Canadian Public Sector Accounting Standards effective in 2010.
- Retained earnings, comprised of accumulated net income reduced by accumulated dividend transfers, in accordance with Canadian generally accepted accounting principles (GAAP) prior to 2010.

INDICATORS AND STATISTICS

FINANCIAL INDICATORS

FINANCIAL RATIOS	2013	2014	2015
Return on total revenues (Note 1)	(2.92%)	(1.06%)	1.62%
Return on average non-financial assets (Note 2)	(1.88%)	(0.76%)	1.13%
Return on average accumulated surplus ratio (Note 3)	(5.90%)	(2.36%)	3.30%
Parts inventory turnover ratio (Note 4)	2.19	2.08	2.04
Fuel inventory turnover ratio (Note 4)	24.58	25.05	19.63
Non-financial assets to net debt ratio (Note 5)	(1.45)	(1.51)	(1.54)
Net debt to accumulated surplus ratio (Note 6)	2.22	1.96	1.86
Days sales in receivables ratio (Note 7)	0.67	0.75	0.80

Notes:

1) Annual surplus (deficit) divided by total revenues.
2) Annual surplus (deficit) divided by average non-financial assets.
3) Annual surplus (deficit) divided by average accumulated surplus.
4) Cost of goods sold divided by average inventory.
5) Non-financial assets divided by net financial liabilities.
6) Net financial liabilities divided by accumulated surplus.
7) Accounts receivable divided by days sales.

OPERATIONAL STATISTICS

Service Level Statistics

Service level statistics include Agency activities reported by service level category.

SERVICE STATISTICS	2013	2014	2015
Bid opportunities	55	46	62
Fleet unit acquisitions (Note 1)	236	175	180
Insurance, license and registrations	1,805	1,893	1,889
Repair transactions	29,298	34,687	36,409
Parts transactions	34,511	39,661	39,991
Repair labour hours	66,035	57,336	72,897
Fuel transactions	116,205	118,899	119,988
Total fuel liters provided	8,133,861	8,293,750	7,981,212
Seasonal and short term rental days	89,703	84,619	88,850
Fleet unit dispositions	26	81	228
Fleet units managed	2,224	2,317	2,269

Notes:

1) Units acquired in 2015 are assigned and leased to City departments as follows:

- Assessment and Taxation 2
- Planning Property and Development Department 7
- Public Works Department 72
- Water and Waste Department 7
- Winnipeg Fire Paramedic Service Department 11
- Winnipeg Fleet Management Agency 2
- Winnipeg Parking Authority 11
- Winnipeg Police Service Department 68

Fleet Average Age by Category

Fleet average age is presented for light vehicles, and combined for heavy vehicles and specialty equipment.

FLEET AVERAGE AGE *(in years)*	2013	2014	2015
Light vehicles	5	6	6
Heavy vehicles and specialty equipment	7	7	7

Service Request

Service request rate is determined by unscheduled work order hours, divided by total work order hours including unscheduled hours and preventative maintenance hours.

SERVICE REQUEST	2013	2014	2015
Service request rate	84%	85%	85%

2015 FLEET FACTS

Fleet Units by Category

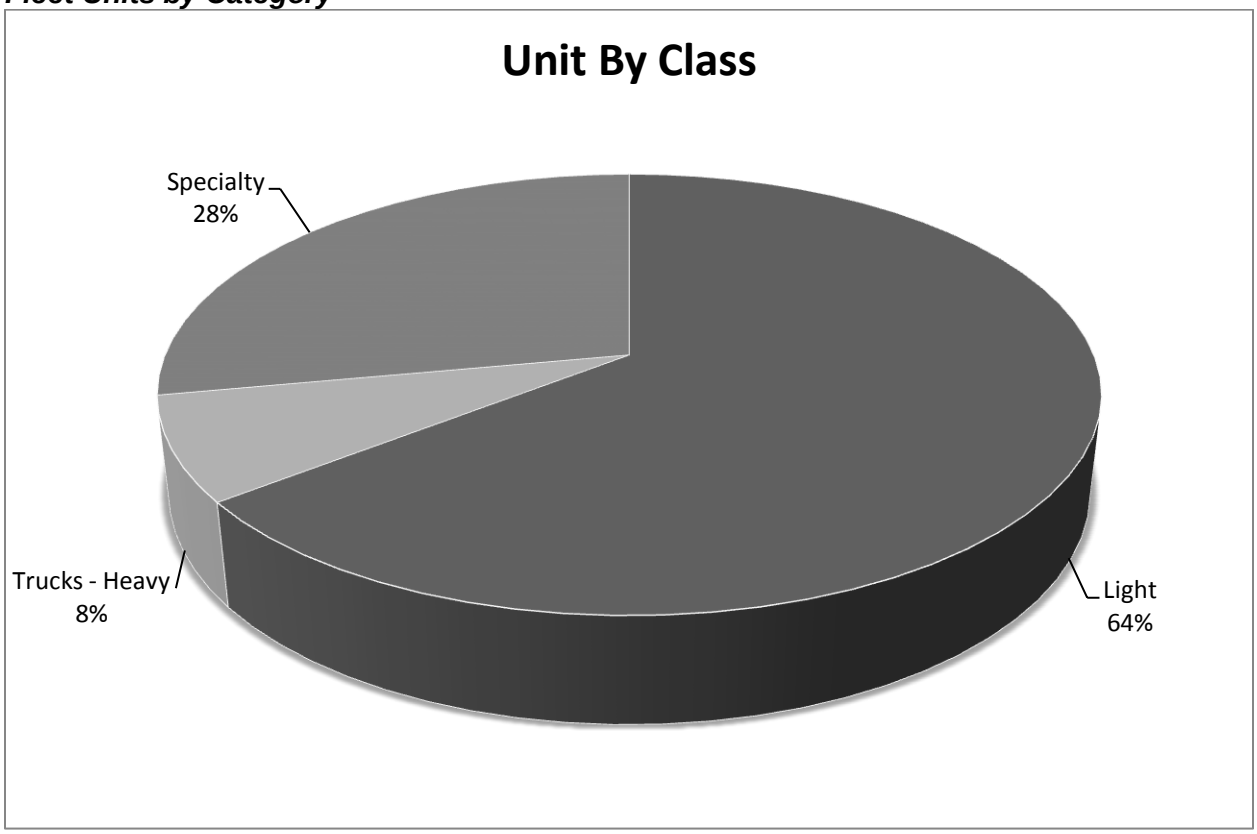

Fleet Units by Classification

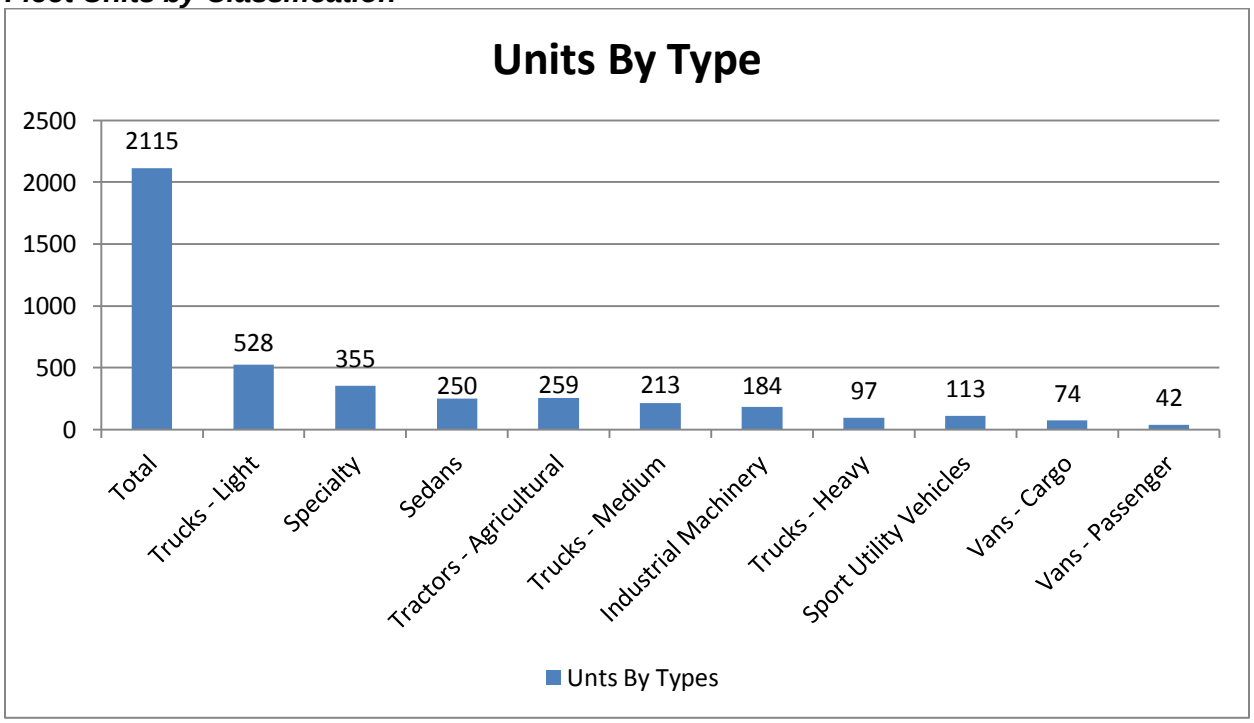

Fleet Units Assigned to City Departments

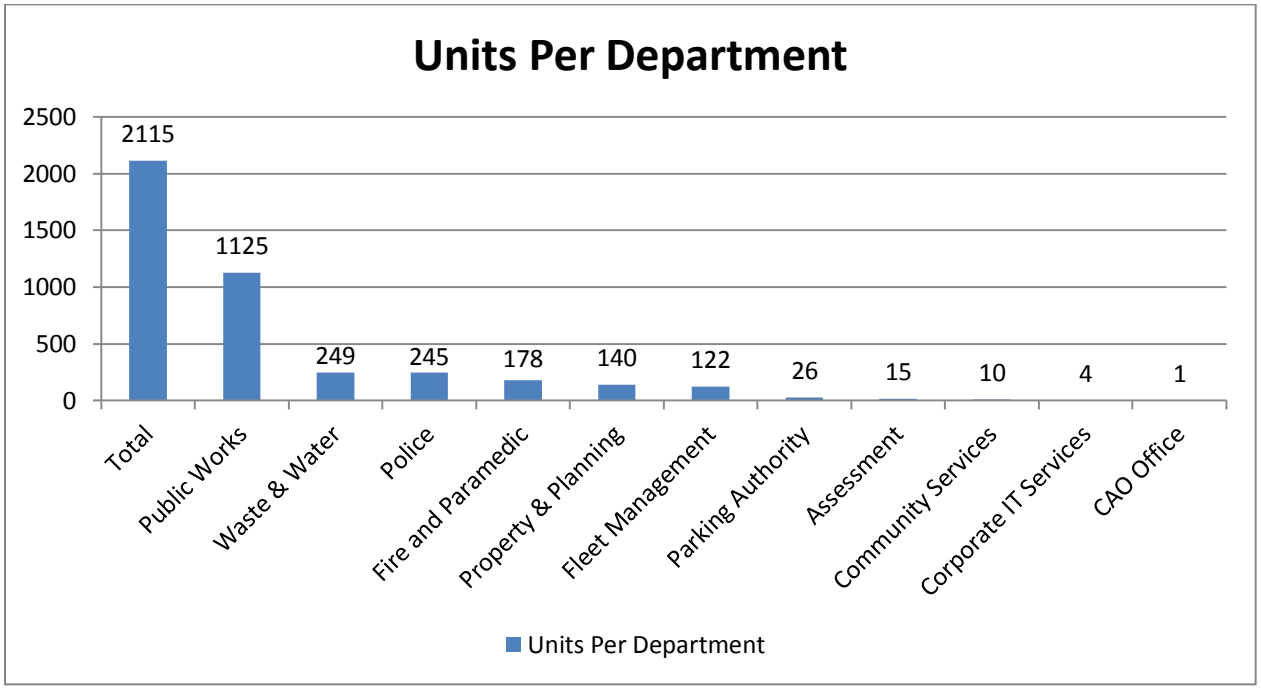

Light Vehicle Units Assigned to City Departments

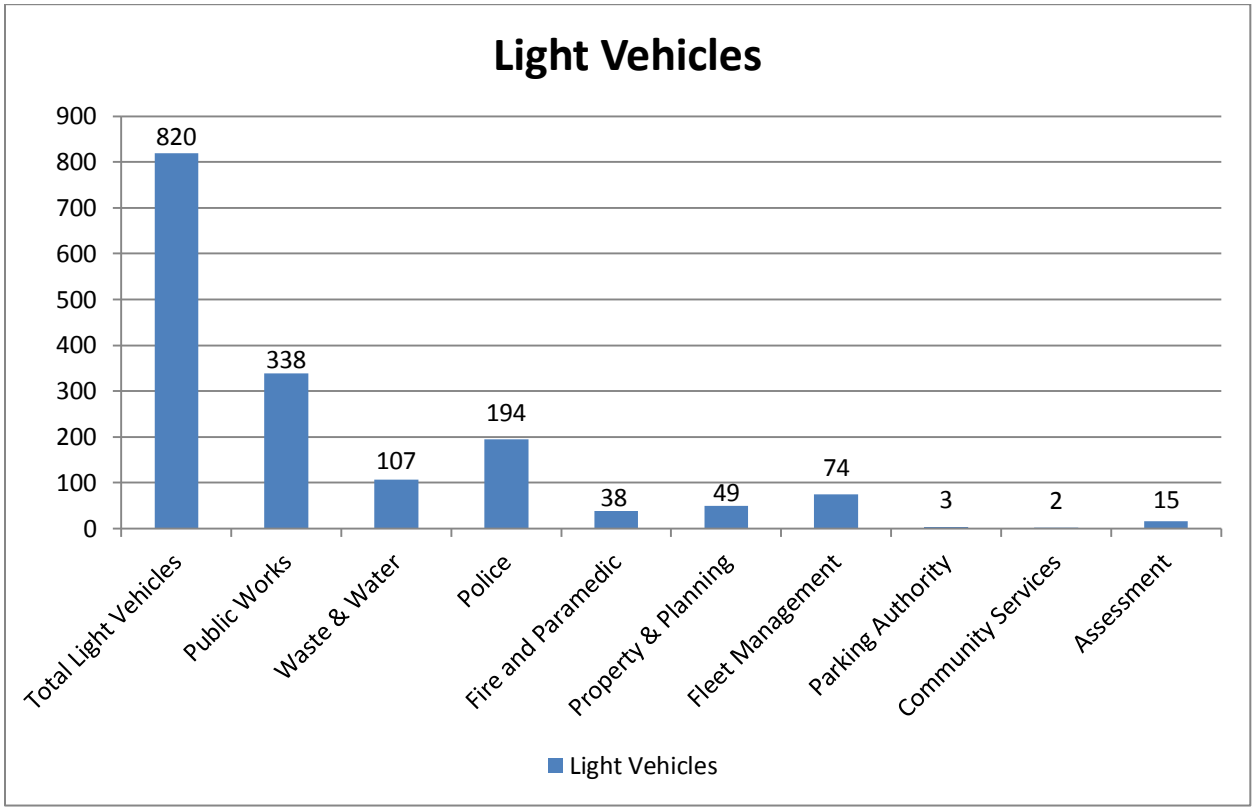

Heavy Vehicle Units Assigned to City Departments

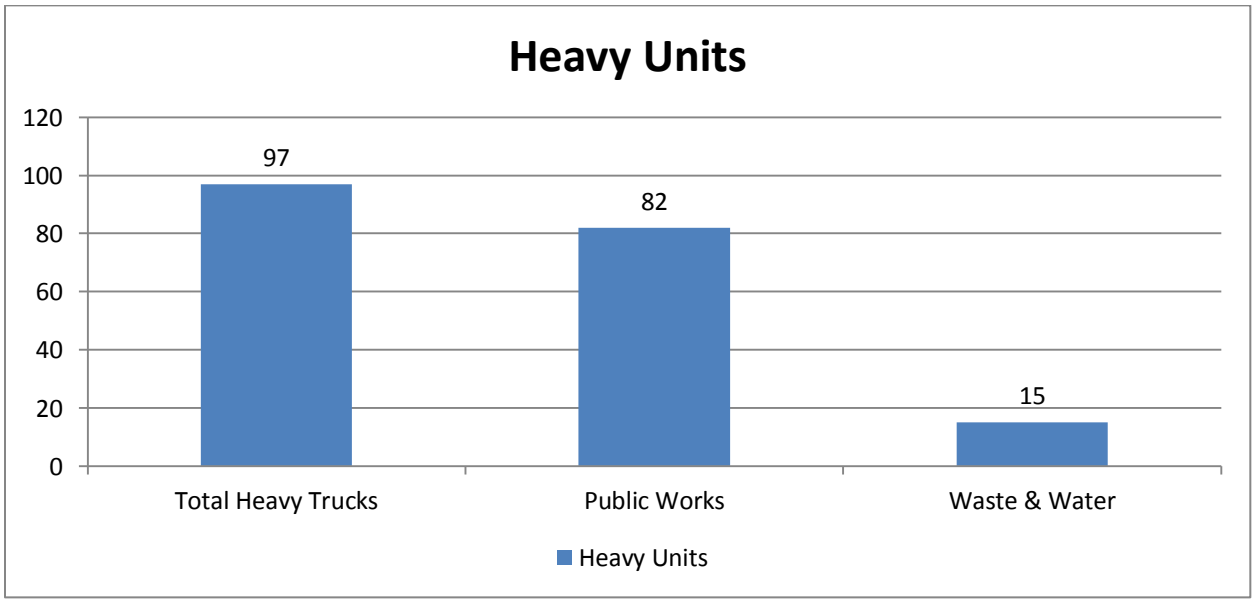

Specialty Equipment Units Assigned to City Departments

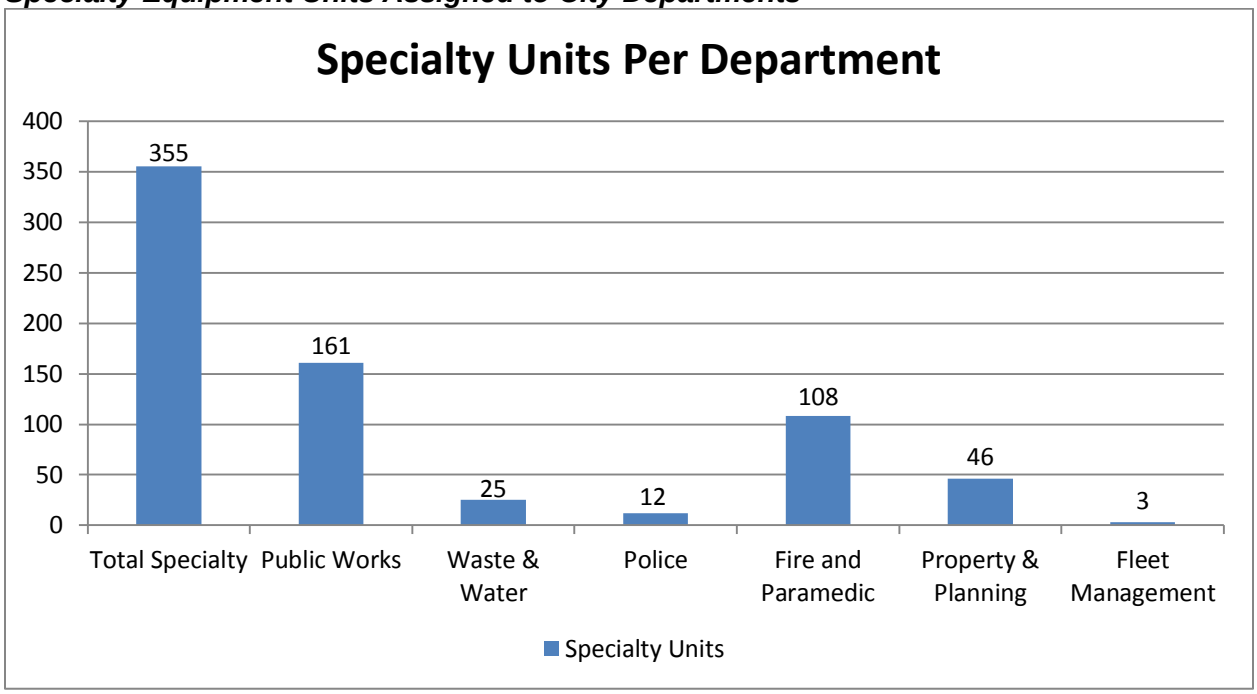

Fleet Units by Engine Type

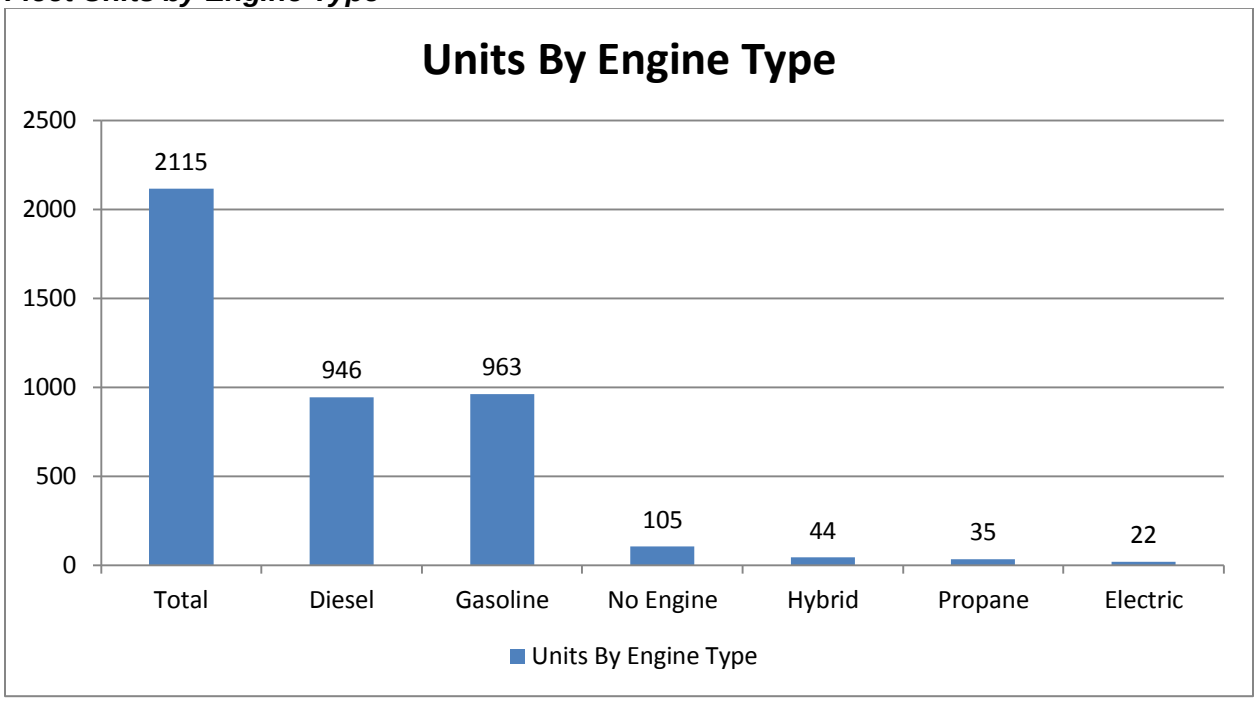

APPENDIX A-1

2017 to 2019 Projected Financial Statements and Notes



Appendix A-1 2017
Projected Statements

APPENDIX A-2

2015 Auditors' Report and Financial Statements



Appendix A-2 2015
Auditors' Report.pdf