MAKE ROOM

Siloam Mission's Capital Campaign Cabinet and Honourary Advisors

Garth Manness	Chair
Abdo (Albert) El Tassi	Honourary Chair
Joe Banfield	Cabinet
Jim Bell	Cabinet
Victor Bergmann	Cabinet
Mark and CariLyn Buller	Cabinet
Dr. Riley Coulter	Cabinet
Damon Johnston	Cabinet
Craig and Deb Kitching	Cabinet
Albert and Susan Krahn	Cabinet
Kelvin Shepherd	Cabinet
Tracey Silagy	Cabinet
Bruce Taylor	Cabinet
Phil Fontaine	Honourary Advisor
Peter Jessiman	Honourary Advisor
Gary Steiman	Honourary Advisor
Arlene Wilson	Honourary Advisor

300 Princess Street Winnipeg, Manitoba R3B 1M3
p. 204.956.4344 e. makeroom@siloam.ca w. siloam.ca

MAKE ROOM

Siloam Mission MAKE ROOM Capital Campaign

Funding Sources and Executive Summary

As of December 5, 2017

TOTAL GOAL $17,000,000

Confirmed Funding

	Amount	*% of $17M*
City of Winnipeg TIF grant (est. net present value)	$ 700,000	4%
Federal Government (Homeless Partnering Strategy 2016, 2017, 2018 and Accessibility Grant)	$1,079,888	6%
Government of Manitoba and Government of Canada	$3,000,000	18%
Private/Foundation Donations	$8,778,241	52%
Anonymous Donation (1:3 match of eligible funds)	$337,435	2%
Confirmed Total	**$13,895,564**	**82%**
Left to Raise	**$3,104,436**	**18%**

Requests Pending

	Amount
City of Winnipeg	$2,300,000
Grants	$ 49,000

TIMELINE

- **August 14, 2017 - $12M Milestone Goal Achieved**
- **October 6, 2017 – GRAND OPENING.** Renovation of 303 Stanley building. (New dining room and kitchen facilities completed.)
- **Winter 2017/18 - Construction begins on the "Link" building.**(Addition of 50 shelter beds, expanded Health Centre, additional space for current programs and services.)
- **Fall 2018 – $17M TOTAL GOAL reached**
- **Spring 2020 - GRAND OPENING of New "Link" building. All construction COMPLETE**

300 Princess Street Winnipeg, Manitoba R3B 1M3
p. 204.956.4344 e. makeroom@siloam.ca w. siloam.ca

MAKE ROOM

City of Winnipeg Investment in
Siloam Mission's Make Room Capital Campaign

Siloam Mission offers a wide suite of wrap-around services for people that are currently homeless, are at-risk of homelessness, or have recently been homeless. Siloam is well known in regards to its exceptional crisis services including:

- 110 Emergency Shelter Beds that served 431 unique individuals last year
- Breakfast, lunch, and dinner service daily to approximately 500 people per meal
- Free clothing provided to anyone in need with 17,313 clothing room visits last year
- Health Care Services totalling 3,645 visits from 130 volunteer health care providers
- A drop-in open 365 days/year to provide a safe place for people with nowhere to go

Siloam Mission also offers preventative services in the form of the innovative Exit Up! Program which seeks to place children aging out of the care of Child and Family Services and provide them with a safe launch pad into adult life. The program is a key prevention tool as over half of survey respondents in the 2015 Winnipeg Street Census of homeless individuals indicated that they had experience in foster care.

Siloam Mission also takes key measures to house and equip clients seeking crisis services so that they are no longer in need of ongoing community support. The goal is that they are able to provide for themselves or are connected with the appropriate resources in the community to meet their needs. Siloam housed 258 individuals in the last fiscal year through a combination of community resources including private market housing and Siloam operated housing as well as providing key shelter support while conducting a housing search. It is anticipated that Siloam will have modest growth in its number of individuals housed per year as the organization continues to become more skilled at housing in the community and makes strategic investments in housing infrastructure over time.

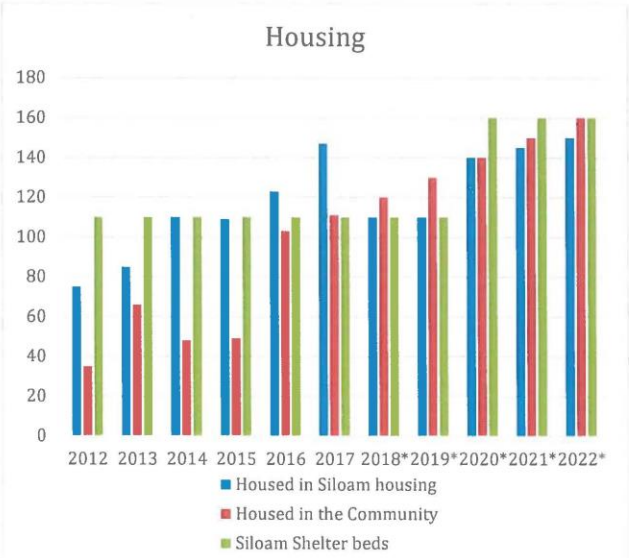

300 Princess Street Winnipeg, Manitoba R3B 1M3
p. 204.956.4344 e. makeroom@siloam.ca w. siloam.ca

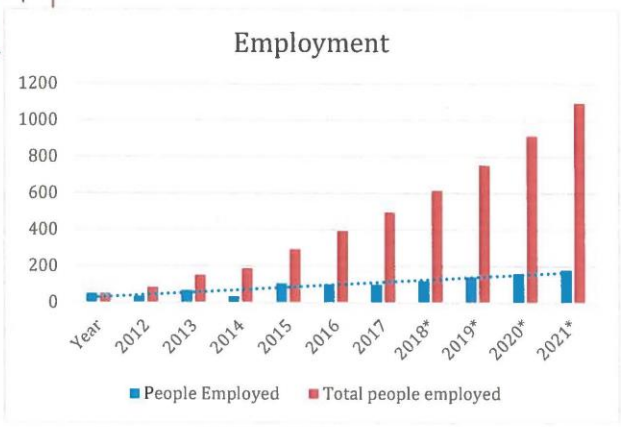

Not only does Siloam work to house people, it also works to ensure that people are able to access gainful employment. The Building Futures program at Siloam helps over 100 people per year access paid employment. This allows them to earn money and contribute to the overall economy of the City. People that are housed and employed create less of a burden on the social supports network and government infrastructure including city run infrastructure such as police, EMS, and fire services.

While no cost analysis of homelessness has been done in Winnipeg, the cost of homelessness per person on the government is estimated to be about $100,000 annually. A study from the Calgary Homeless Foundation in 2008 indicated that the cost of homelessness per person for all levels of government was between $72,444 and $134,642.

For the purpose of this report it is assumed that the estimated cost from 2008 would be similar in Winnipeg, relative to this time frame. It is also assumed that the City is responsible for approximately 5% of these total costs and that people experiencing homelessness in Winnipeg require the lower end of resourcing (closer to the $72,444 amount). In essence, this is a fairly conservative estimate as to the City's cost savings from the services that Siloam Mission provides.

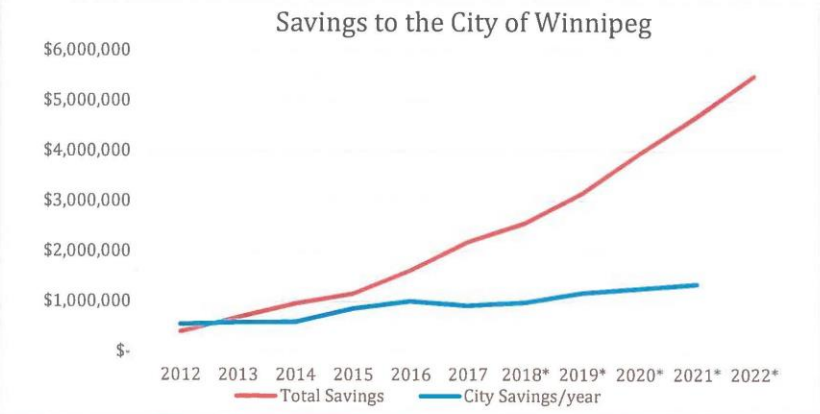

300 Princess Street Winnipeg, Manitoba R3B 1M3
p. 204.956.4344 e. makeroom@siloam.ca w. siloam.ca

MAKE ROOM

It is estimated that over the last 5 years Siloam has saved the City $2.1 Million and with our expanded services, we will be able to save the City approximately $3.3 Million over the next 5 years.

For this reason, a City of Winnipeg investment of $2.3 Million would be paid for in full within 4 years. There is a strong business case to be made for the City of Winnipeg's investment in Siloam Mission's services as we provide crisis and essential services that are not accounted for in this estimation and would therefore take even more weight off of City services.



The City is also committed to reconciliation with Indigenous populations as evidenced by the Mayor's work with the Winnipeg Indigenous Accord and Siloam has joined as a committed partner. The 2015 Winnipeg Street Census indicated that 71.1% of the homeless population is Indigenous. The overall population of Indigenous people in Winnipeg according to the most recent Canadian Census is 12.2% of the total city population clearly indicating an overrepresentation of the population.

Among other services, an investment in Siloam Mission's Make Room Capital Campaign of $2.3 Million will allow Siloam to add over 50 beds to our shelter. Payment may be spread over multiple years. This will ensure that people who are currently being placed on a waiting list and have to find other places to sleep will be able to stay in a safe, warm place. The shelter expansion will also permit Siloam to segregate men, women and LGBTQI* allowing all clients to feel safe giving them the best possible sleep so that they are well rested to work with Siloam's team of qualified case workers on their key goals of finding housing and contributing to the community.

This funding is important to offering the best quality services to those in need however, it should not be viewed as a donation. The City is making an investment in a stronger community with a clear financial return on investment. According to our analysis the City of Winnipeg will realize substantial savings immediately and well into the future as a result of their contribution to Siloam Mission.

300 Princess Street Winnipeg, Manitoba R3B 1M3
p. 204.956.4344 e. makeroom@siloam.ca w. siloam.ca

WINNIPEG STREET CENSUS 2015

We matter.
We count.

StreetCensusWpg.ca

The Winnipeg Street Census

The Winnipeg Street Census is a survey conducted over a 24 hour period to gather information about the extent and nature of homelessness in Winnipeg. This information can be used to improve decision-making for funders, governments, and community organizations. Over time, it will be used to track progress on ending homelessness.

The Street Census follows an approach used by cities around the world. The method has been adapted to Winnipeg's local context based on input from local researchers, service providers, outreach teams, police and safety patrols, and people with experience of homelessness. On the night of October 25, trained volunteers went to Winnipeg's emergency and transitional shelters to survey the individuals and families spending the night. The next day, volunteers surveyed people in places where people who are homeless spend their time: breakfast and lunch programs, libraries, resource centres, and more. From 4pm-7pm they walked 27 different routes to survey everyone they encountered about their housing circumstances.

Methods, Data & Limitations

The Winnipeg Street Census utilized the Canadian Observatory on Homelessness definition and typology of homelessness and housing exclusion. In addition to survey data, administrative data about bed use on the night of October 25th has been gathered from emergency shelters, youth shelters, shelters for individuals and families impacted by domestic violence, and interim housing for people who are homeless (transitional housing). Some data has been provided by institutional, residential treatment, and community mental health residential programs for individuals who were homeless upon entering the residential setting, lost housing while in the setting, or will exit the program to homelessness.

Though the methods used in this project were comprehensive, it is virtually impossible to get an exact count of the homeless population. Invisibility is a survival strategy for people experiencing homelessness. This was a voluntary survey and data is self-reported. The locations and routes where surveys took place were concentrated in the inner city and decided based on feedback from outreach teams, community agency staff and people who have experienced homelessness, however people experience homelessness and spend their time in other neighbourhoods too. The method vastly undercounts those who are staying temporarily with family, friends, or strangers and efforts were not made to identify overall numbers of those staying in hotels who do not have a permanent home. **Results should not be seen as an estimate of the hidden homeless population.**

More details about methodology, limitations and definitions is available in the full report http://streetcensuswpg.ca.

Winnipeg Street Census Partners

Aboriginal Health and Wellness Centre

Canadian Centre for Policy Alternatives - Manitoba

Canadian Mental Health Association Winnipeg

EAGLE Urban Transition Centre

Institute of Urban Studies

John Howard Society of Manitoba

Lived Experience Circle

Macdonald Youth Services

Main Street Project

Ma Mawi Wi Chi Itata Centre

Mount Carmel Clinic

Resource Assistance for Youth

Rossbrook House

Salvation Army Booth Centre Winnipeg

Siloam Mission

Social Planning Council of Winnipeg

Spence Neighbourhood Association

Sunshine House

West Central Women's Resource Centre

Winnipeg Poverty Reduction Council/ End Homelessness Winnipeg

The Winnipeg Street Census was funded by the Government of Canada's Homelessness Partnering Strategy, administered by the City of Winnipeg. It is estimated that project partners donated at least an additional 1500 hours of staff time to the project.

Copyright 2016

Social Planning Council of Winnipeg, 2016

Mailing address:

432 Ellice Avenue,
Winnipeg MB R3B 1Y4

This report can be downloaded from

http://streetcensuswpg.ca

ISBN: 1-895752-79-5

Suggested citation:
Maes Nino, C., Godoy, M., McCullough, S., Retzlaff, B., Wiebe, A., & Wurcherer, L. (2016). **The Winnipeg Street Census 2015: Final Report.** Winnipeg: Social Planning Council of Winnipeg.

Length of Time Homeless

People move in and out of homelessness as their life circumstances and supports change.

The average length of most **recent time homeless** was **9** months.

The average cumulative length of time spent homeless over a **lifetime** was **24** months.

354 people experienced homelessness for **6 months or longer.**

181 people experienced homelessness **3 or more times** in the past three years.

"I spoke with someone who was homeless for the first time when he was two. His mother struggled with alcoholism and as a result he struggles with FASD. His income of EIA disability isn't enough for him to get a place of his own on a permanent basis but he periodically has a stable home thanks to the help of his siblings."

Income

Income sources (respondents could choose more than one)

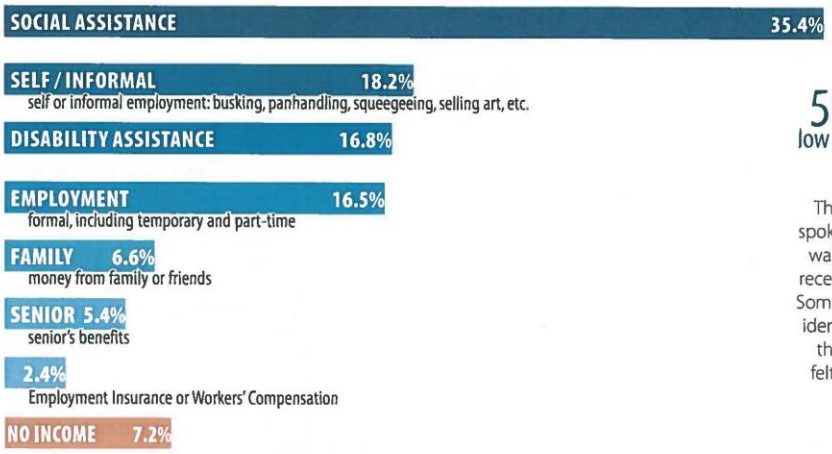

50.9% said that **low income** is a barrier to finding housing.

Those with no income spoke about being cut-off, waiting for, or unable to receive income assistance. Some lacked the necessary identification. Others said they were eligible but felt too proud to ask for assistance.

Barriers and Challenges

The main challenges people faced in finding housing were:

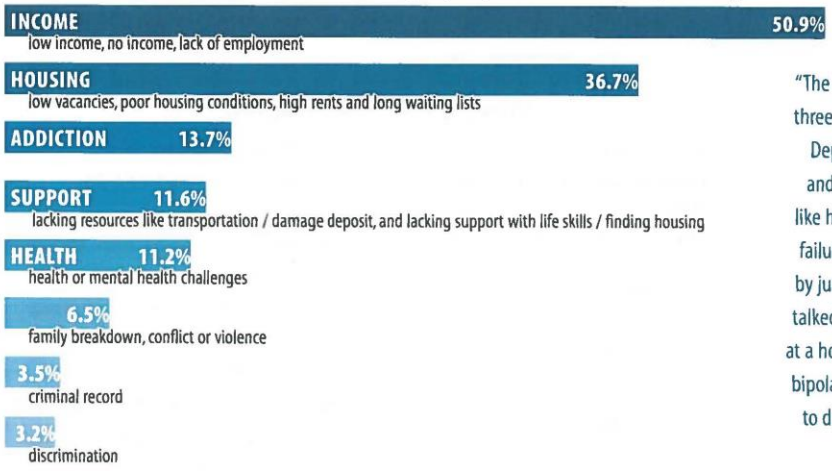

"The individual and their wife and three children moved to Winnipeg. Depressed, he turned to drugs and had his kids taken into CFS like he was as a child. He felt like a failure and wanted to end his life by jumping off a bridge. A woman talked him down and got him help at a hospital. He was diagnosed with bipolar disorder and kept returning to drugs without knowing why."

Events leading to homelessness

Youth homelessness leads to adult homelessness. The median age at which people **first became homeless** was **24** years, and the most **frequent** age was **18** years.

Of those experiencing homelessness for 10+ years, the majority (70%) **first became homeless** when they were **18** years or younger.

The most common reason people experienced homelessness for the first time was **family conflict or breakdown**. **39.4%** became homeless for this reason, and **1/4** of them experienced family violence.

Key Circumstances

Almost half, **49.2%** of people spent time in **foster care or group homes.**

6.0% have served in the **military or RCMP.**

10.8% are part of **LGBTQ** community overall. 23.1% of youth (age 29 or under) are part of the LGBTQ community.

1.8% are recent **immigrants or refugees** (in Canada for 5 years or less).

Reasons for first experience of homelessness

(Participants could select more than one reason)

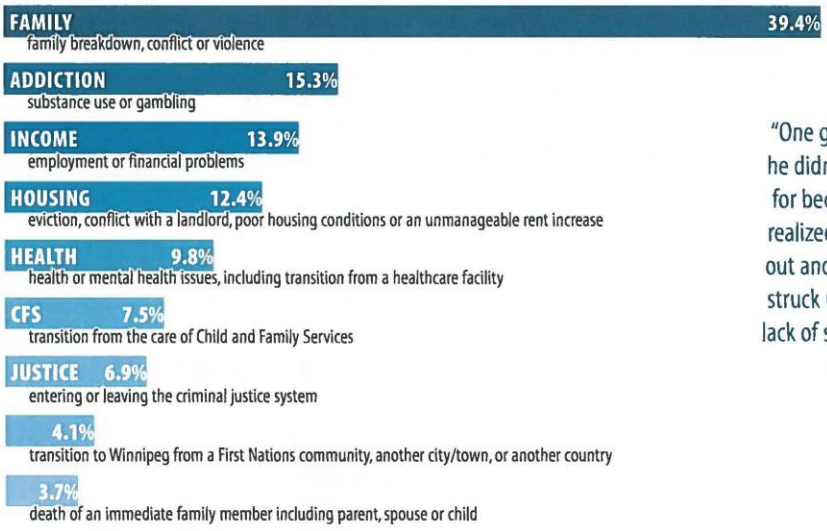

"One gentleman was telling me he didn't have a concrete reason for becoming homeless, he just realized one day that it was cold out and he had nowhere to go. It struck me how, just because of a lack of support, homelessness can suddenly happen."

71.1% of respondents identify as **Indigenous.**

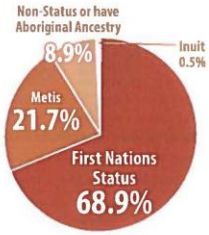

Indigeneity

49.9% of First Nations people grew up in a **First Nations community.**

57.9% of Indigenous people surveyed have been in **foster care or group homes.**

"He told his story simply even though it was filled with tragedy. From the 60's scoop, residential school, and foster homes until CFS said "good-bye" at age 18, when he first became homeless. He had a family but it fell apart. They stayed in communication until his son was murdered and he lost it all… having his own place means he would live alone – he talked a while about how lonely that would be."

Summary of Findings

Winnipeg Street Census 2015.

We matter. We count.

The Winnipeg Street Census marks the first ever attempt at a comprehensive view of homelessness in Winnipeg. We sought to ask not only how many people are homeless, but to learn why and to hear their stories. On the night of October 25, 2015, there were at least 1,400 people experiencing homelessness in Winnipeg.

Over 24 hours from October 25-26, 300 volunteers attended, or data was gathered from: 7 emergency, domestic violence and youth shelters, 9 transitional housing sites, 10 bottle depots, and 29 community agencies or drop-in locations for Winnipeg's first ever Street Census. Surveyors also walked almost 140km of inner city streets.

For this large-scale survey, everyone encountered was asked about their housing situation to evaluate the magnitude of homelessness in the city. Everyone whose circumstances fit the definition of homelessness was asked to complete a 19 question interview about them and their experiences.

Where people stayed

On the night of October 25, 2015, there were at least 1,400 people experiencing homelessness in Winnipeg.

OUTSIDE	EMERGENCY SHELTERS	ANOTHER'S HOME	TRANSITIONAL HOUSING	INSTITUTION	
132	347	333*	281	242***	65**
132 individuals were unsheltered, that is, staying in a public space like a bus shelter or park, in a tent, a car, or walking around all night to stay safe	347 people stayed in an emergency shelter, domestic violence shelter or youth shelter	333 people stayed at a friend's, family's or stranger's place temporarily because they didn't have a home of their own	281 individuals stayed in transitional housing for people who have been, or would otherwise be, homeless	242 people were in an institutional setting and did not have a permanent home to return to*** (includes addictions treatment and detox, health, and mental health programs)	65 people stayed at a hotel / motel

479 people in absolute homelessness

921 people provisionally accommodated

The age breakdown does not iclude residents of the Salvation Army emergency or transitional housing programs, while the gender breakdown does, which explains the slight differences. No one under the age of 16 was surveyed and dependent children were not included in the age/gender breakdown.

The median age of people experiencing homelessness was 43.

There were 225 youth (26.5%), under the age of 30, and at least 18 seniors, aged 65 or older.

There were 121 children with their parents/guardians.

Age/Gender

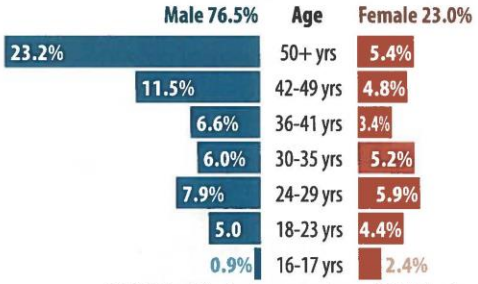

0.25% identified as transgender and 0.25% as two spirit

* This is the number of survey respondents staying temporarily at someone else's place with no guarantee of returning each night. Because people stay in these circumstances throughout Winnipeg and often do not utilize any services, this SHOULD NOT be seen an estimate of the population in this circumstance.

** This is the number of survey respondents staying in a hotel or motel without a permanent home to return to. People staying monthly in hotels do not have tenancy agreements or legal protection. Surveys from respondents staying at the Bell Hotel were excluded because it is considered to be permanent housing.

*** Data from all institutional settings has not yet been received. Requests have been made for data on people experiencing homelessness in the Corrections system, youth and children in emergency placements through Child and Family Services, and people receiving hotel vouchers due to flooding or fires. Therefore, this number is likely an undercount.

EXISTING 2201 PRINCESS BUILDING
TYNDALL STONE PILASTER
HIGHLIGHT ROOF EDGE ON TOP OF TYNDALL STONE BASE
EAST ELEVATION (PRINCESS STREET)
RED BRICK TO MATCH EXISTING FINISH
ACRYLIC STUCCO FINISH TO MATCH EXISTING
117.00'
EXISTING RED BRICK FINISH
EXISTING ACRYLIC STUCCO FINISH
hildebrandarchitecturalinc
9.00'
14.00'
4.198'
8.404'
EXISTING TYNDALL PILASTER BASE


Dubler Centre
18.537'
10.00'
15.424'
10.00'
8.82'
12.00'
36.00'
14.00'
4.198'
51.424'
2.970'
SOUTH ELEVATION
hildebrandarchitectureinc

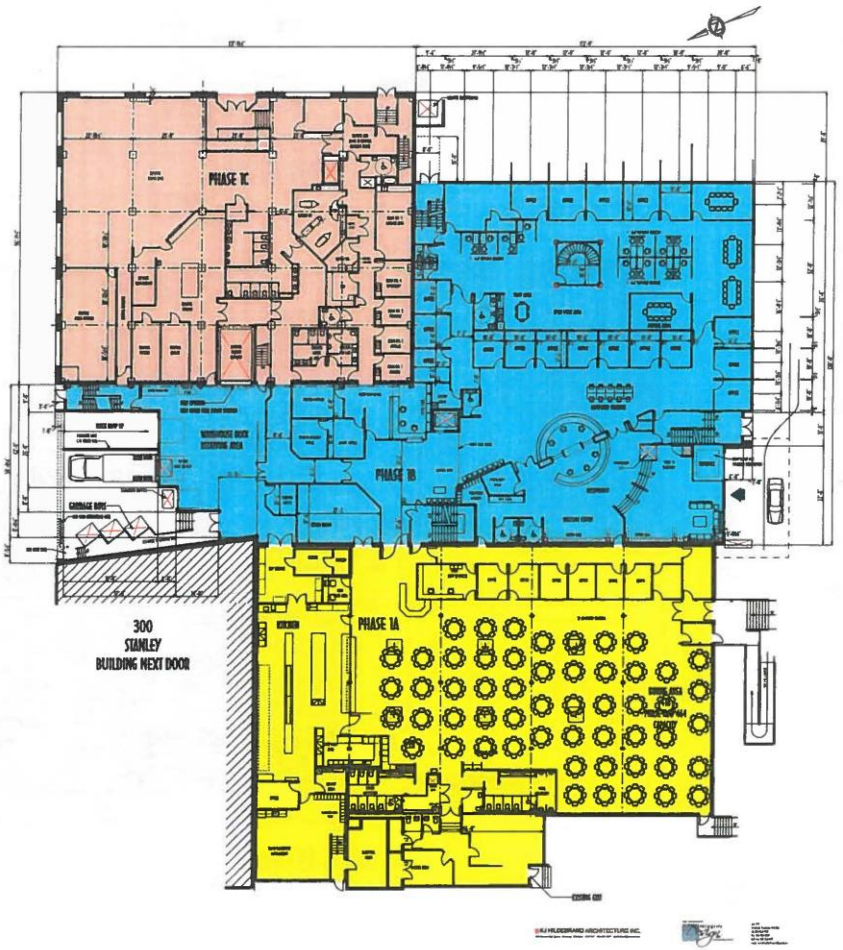

MAIN FLOOR PLAN
ARENA LINE (57,519 SQ. FT.)

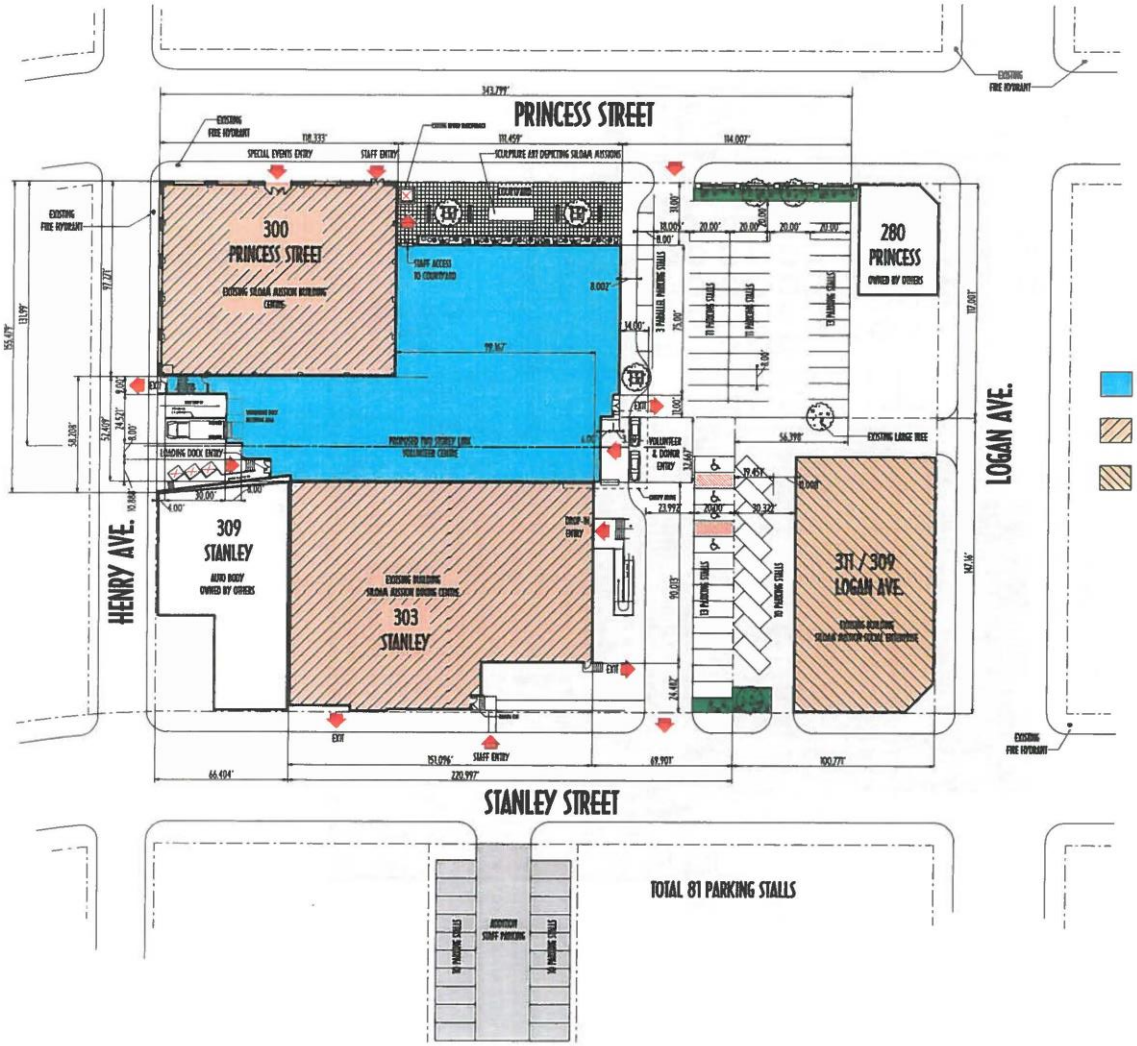
PRINCESS STREET
STANLEY STREET
HENRY AVE.
LOGAN AVE.
300 PRINCESS STREET
EXISTING SIJAA MISSION BUILDING CENTRE
280 PRINCESS
OWNED BY OTHERS
309 STANLEY
AUTO BODY
OWNED BY OTHERS
303 STANLEY
EXISTING BUILDING SIJAA MISSION BOOKS CENTRE
311 / 309 LOGAN AVE.
EXISTING BUILDING SIJAA MISSION SOCIAL ENTERPRISE
PROPOSED TWO STOREY LINK VOLUNTEER CENTRE
VOLUNTEER & DONOR ENTRY
LOADING DOCK ENTRY
DROP-IN ENTRY
SPECIAL EVENTS ENTRY
STAFF ENTRY
EXISTING FIRE HYDRANT
EXISTING LARGE TREE
SCULPTURE ART DEPICTING SIJAA MISSIONS
STAFF ACCESS TO COURTYARD
3 PARALLEL PARKING STALLS
15 PARKING STALLS
11 PARKING STALLS
13 PARKING STALLS
10 PARKING STALLS
ADDITION STAFF PARKING
16 PARKING STALLS
TOTAL 81 PARKING STALLS

SITE PLAN

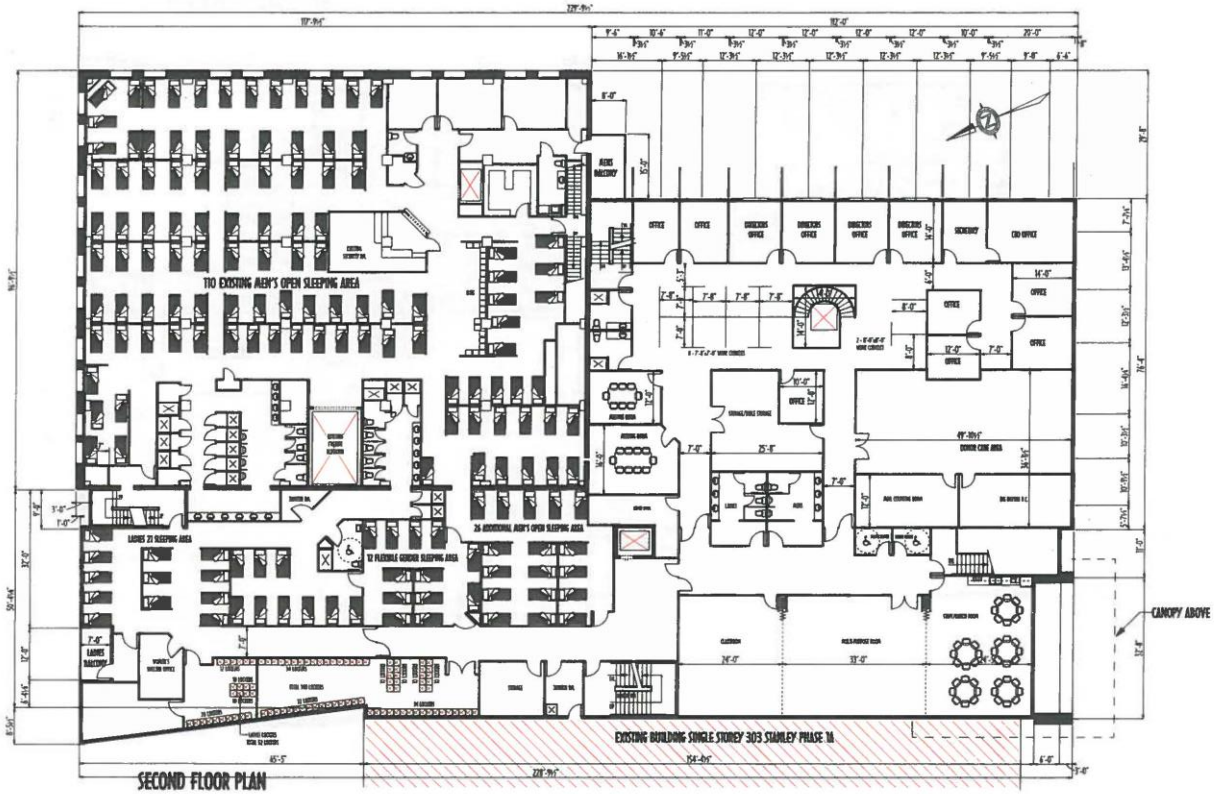

SECOND FLOOR PLAN

ATRIUM LINK (19,222 SQ. FT.)

hildebrandarchitectureinc

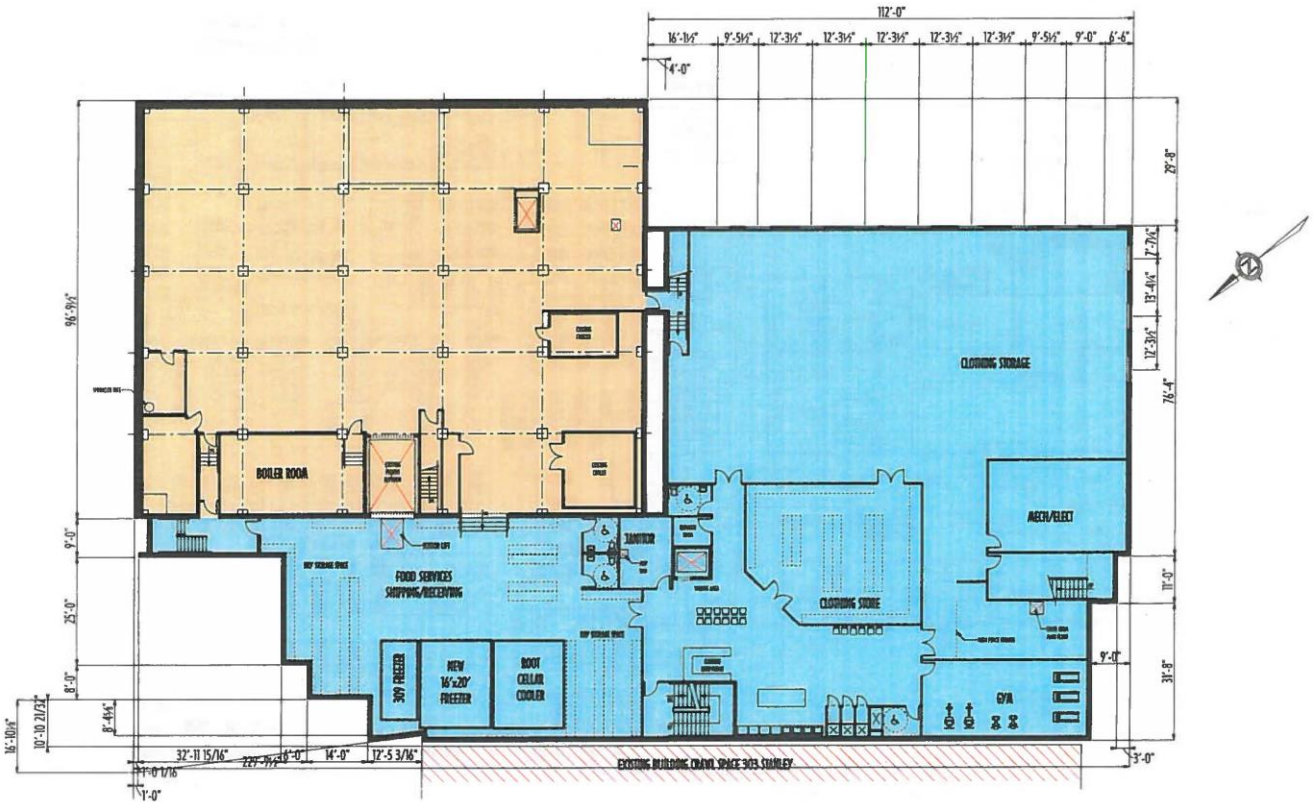

LOWER LEVEL FLOOR PLAN
ATRIUM LINK (17,232 SQ. FT.)