



# 2018 PRELIMINARY BUDGET
## Capital Project Detail

Volume 3

Winnipeg




# City of Winnipeg

# 2018
# Preliminary Budget
## Capital Project Detail
## Volume 3

WINNIPEG, MANITOBA, CANADA

***To view copies of this document, please contact:***

***The City of Winnipeg***
***Winnipeg, Manitoba***
***R3B 1B9***

***Telephone Number: 311***

***Toll Free : 1-877-311-4WPG(4974)***

***City of Winnipeg website: www.winnipeg.ca***

# Table of Contents


**Capital Projects Summary** ..... **Section 1**

**Capital Project Detail** ..... **Section 2**

**Appendices** ..... **Section 3**

Appendix 1: Service Based View ..... 3-1

Appendix 2: Cost Estimate Classification System ..... 3-13

Appendix 3: Public Private Partnership Payments as a Percentage Of Cash to Capital / Gas Tax ..... 3-15

Appendix 4: Transfers from Other Capital Accounts / Surplus Capital ..... 3-17

Appendix 5: 5A. Transfer to Capital Reconciliation ..... 3-19

5B. Variances Net of Transfer to Capital / Regional and Local Street Renewal Reserves / Frontage Levy ..... 3-20

5C. Operating Budget Net of Transfer to Capital / Regional and Local Street Renewal Reserves / Frontage Levy ..... 3-21

5D. Cash to Capital Surpluses - 2017 Capital Review ..... 3-22

Appendix 6: Regional and Local Street Renewal Program ..... 3-25

Appendix 7: Capital Projects Funded by Federal Gas Tax ..... 3-29

Appendix 8: Major Capital Projects ..... 3-31

Appendix 9: Active Transportation Projects ..... 3-33

Return to Table of Contents

**The City of Winnipeg**

# CAPITAL PROJECTS SUMMARY

## 2018
## Preliminary Capital Budget

and

## 2019 to 2023
## Five Year Forecast

**Notes:**

1. Capital budget amounts are estimates only and are subject to materials management policy (e.g. tenders, bids, and contract awards including Public Private Partnership proposals).
2. In the attached Capital Projects Summary for 2018 to 2023, tax supported capital projects are financed by cash to capital unless another funding source is disclosed for the project.
3. The Public Service uses a cost estimate classification system based on the Association for the Advancement of Cost Engineering (AACE) International Recommended Practices for capital budget estimates - see Appendix 2.

# Table of Contents

**Summary of Capital Program ..... 1-1**

**Summary of Financing Sources ..... 1-2**

**Tax Supported, Transit and Municipal Accommodations**

Public Works ..... 1-6

Community Services ..... 1-12

Winnipeg Police Service ..... 1-15

Fire Paramedic Service ..... 1-16

Planning, Property and Development ..... 1-17

Municipal Accommodations ..... 1-18

City Clerks ..... 1-20

Corporate Support Services ..... 1-21

Assessment and Taxation ..... 1-21

Other Projects ..... 1-21

Transit ..... 1-22

Land Drainage and Flood Control - General Capital Fund ..... 1-23

**Self-Supporting Utilities**

Waterworks System ..... 1-24

Sewage Disposal System ..... 1-26

Solid Waste Disposal System ..... 1-28

Land Drainage Utility ..... 1-29

**Special Operating Agencies**

Winnipeg Golf Services ..... 1-30

| *CAPITAL PROJECTS SUMMARY* *(in Thousands of $)* | ADOPTED BUDGET 2017 | PRELIMINARY BUDGET BUDGET 2018 | FORECAST 2019 | 2020 | 2021 | 2022 | 2023 | 6 YEAR TOTAL 2018 - 2023 |
|---|---|---|---|---|---|---|---|---|
| **SUMMARY OF CAPITAL PROGRAM** | | | | | | | | |
| Public Works | **147,024** | **164,726** | **155,176** | **175,488** | **166,094** | **187,116** | **204,053** | **1,052,653** |
| Land Drainage and Flood Control - General Capital Fund | **8,895** | | | | | | | |
| Community Services and Community Incentive Grants | **21,525** | **20,420** | **30,545** | **8,416** | **24,497** | **14,915** | **12,356** | **111,149** |
| Winnipeg Police Service | **23,585** | **3,277** | **3,590** | **1,625** | **8,810** | **2,958** | **5,789** | **26,049** |
| Fire Paramedic Service | **5,211** | **4,093** | **11,240** | **6,797** | **4,512** | **14,494** | **11,315** | **52,451** |
| Planning, Property and Development | **10,119** | **1,725** | **2,913** | **2,692** | **2,702** | **2,337** | **1,299** | **13,668** |
| City Clerks | **2,100** | **700** | **1,000** | **1,000** | **1,200** | **2,400** | **1,150** | **7,450** |
| Corporate Support Services | **4,317** | **9,567** | **3,651** | **2,951** | **2,935** | **5,614** | **3,644** | **28,362** |
| Assessment and Taxation | **3,870** | **2,408** | **3,350** | **2,600** | **3,350** | **2,750** | **2,400** | **16,858** |
| Other Projects | **192** | | | | | | | |
| **Total Tax Supported** | **226,838** | **206,916** | **211,465** | **201,569** | **214,100** | **232,584** | **242,006** | **1,308,640** |
| Municipal Accommodations | **9,182** | **7,463** | **16,495** | **6,375** | **7,993** | **4,881** | **5,729** | **48,936** |
| Transit | **81,536** | **31,863** | **36,556** | **29,176** | **38,132** | **37,952** | **40,397** | **214,076** |
| **Total Tax Supported, Transit and Municipal Accommodations** | **317,556** | **246,242** | **264,516** | **237,120** | **260,225** | **275,417** | **288,132** | **1,571,652** |
| **Self-Supporting Utilities** | | | | | | | | |
| Waterworks System | **49,383** | **28,483** | **37,059** | **29,212** | **30,275** | **23,115** | **24,925** | **173,069** |
| Sewage Disposal System | **57,836** | **68,360** | **55,222** | **56,628** | **54,817** | **87,488** | **64,224** | **386,739** |
| Solid Waste Disposal System | **8,134** | **4,510** | **3,582** | **420** | **2,289** | **4,436** | **3,481** | **18,718** |
| Land Drainage and Flood Control | | **9,790** | **7,940** | **7,450** | **3,200** | **5,070** | **4,600** | **38,050** |
| **Total Self-Supporting Utilities** | **115,353** | **111,143** | **103,803** | **93,710** | **90,581** | **120,109** | **97,230** | **616,576** |
| **Special Operating Agencies** | | | | | | | | |
| Winnipeg Golf Services | | | **1,000** | | | | | **1,000** |
| **Total Special Operating Agencies** | | | **1,000** | | | | | **1,000** |
| **TOTAL CAPITAL PROGRAM** | **432,909** | **357,385** | **369,319** | **330,830** | **350,806** | **395,526** | **385,362** | **2,189,228** |



Return to Table of Contents

| ***CAPITAL PROJECTS SUMMARY*** *(in Thousands of $)* | ADOPTED BUDGET 2017 | PRELIMINARY BUDGET BUDGET 2018 | FORECAST 2019 | 2020 | 2021 | 2022 | 2023 | 6 YEAR TOTAL 2018 - 2023 |
|---|---|---|---|---|---|---|---|---|
| **SUMMARY OF FINANCING SOURCES** | | | | | | | | |
| Cash to Capital | 55,649 | 23,344 | 65,888 | 67,208 | 71,678 | 72,278 | 72,278 | 372,674 |
| Frontage Levy | 10,000 | 10,000 | 10,000 | 7,877 | 4,575 | 10,000 | 10,000 | 52,452 |
| Public Private Partnership Annual Service / Financing Payments | (28,328) | (28,320) | (26,484) | (37,509) | (37,864) | (38,019) | (38,222) | (206,418) |
| Reserves: | | | | | | | | |
| - Transit Bus Replacement | 3,938 | 1,437 | 4,603 | 1,078 | 11,773 | 12,640 | 14,000 | 45,531 |
| - Southwest Rapid Transitway (Stage 2) and Pembina Highway Underpass Payment | 350 | 350 | 1,780 | 14,460 | 14,720 | 14,760 | 14,880 | 60,950 |
| - Water Main Renewal | 18,500 | 16,500 | 16,500 | 18,000 | 19,000 | 19,500 | 20,000 | 109,500 |
| - Sewer System Rehabilitation | 18,800 | 18,200 | 17,500 | 18,500 | 19,500 | 20,000 | 20,500 | 114,200 |
| - Environmental Projects | 8,180 | 26,098 | 23,603 | 26,108 | 25,612 | 28,118 | 27,624 | 157,163 |
| - Brady Landfill Rehabilitation Reserve | 96 | 210 | 225 | 220 | 285 | 4,436 | 200 | 5,576 |
| - Waste Diversion | 150 | 700 | 250 | | | | | 950 |
| - Land Operating | 3,240 | 5,000 | 965 | 2,665 | 2,665 | 965 | 155 | 12,415 |
| - Contributions in Lieu of Land Dedication | 50 | | | | | | | |
| - Computer Replacement | 306 | 126 | | 608 | 146 | | | 880 |
| - Insurance Reserve (Proceeds) | | 250 | | | | | | 250 |
| - Local Street Renewal | 23,278 | 28,298 | 33,798 | 39,498 | 45,398 | 51,498 | 62,038 | 260,528 |
| - Regional Street Renewal | 18,937 | 23,938 | 29,438 | 35,138 | 41,038 | 47,138 | 48,998 | 225,688 |
| - Economic Development Investment | 2,049 | 2,444 | 1,874 | 1,880 | | | | 6,198 |
| Interim Financing (Repayment) | 1,630 | 1,005 | (4,095) | (4,350) | (3,272) | (423) | | (11,135) |
| Contributions from Other Levels of Government: | | | | | | | | |
| - Federal Gas Tax | 36,016 | 39,126 | 55,385 | 43,948 | 43,948 | 43,948 | 43,948 | 270,303 |
| - Transfer from Prior Year Authorization - Federal Gas Tax | | | 1,132 | | | | | 1,132 |
| - Veterans Affairs Canada | 200 | 150 | 150 | 150 | 170 | 164 | 157 | 941 |
| - Public Transit Infrastructure Fund (Federal Government) | 38,475 | 11,925 | | | | | | 11,925 |
| - Public Transit Infrastructure Fund (Provincial Government) | | 5,648 | | | | | | 5,648 |
| - Province of Manitoba Roads | | 50,000 | 50,000 | 50,000 | 50,000 | 50,000 | 50,000 | 300,000 |
| - Manitoba Winnipeg Infrastructure Agreement (MWIA) / Provincial Funding for Road Improvements | 38,166 | | | | | | | |
| - Manitoba Winnipeg Infrastructure Fund - Extension | 5,000 | | | | | | | |
| - Provincial Road Investment Fund | 9,000 | | | | | | | |
| - Building Manitoba Fund: 2017 Public Works $14 million, Transit $3.840 million | 17,840 | | | | | | | |
| - Transfer from Other Capital Accounts / Surplus Capital: Manitoba Winnipeg Infrastructure Agreement | 15,742 | 100 | | | | | | 100 |

Return to Table of Contents

| ***CAPITAL PROJECTS SUMMARY*** *(in Thousands of $)* | ADOPTED BUDGET 2017 | PRELIMINARY BUDGET BUDGET 2018 | FORECAST 2019 | 2020 | 2021 | 2022 | 2023 | 6 YEAR TOTAL 2018 - 2023 |
|---|---|---|---|---|---|---|---|---|
| Other Funders: | | | | | | | | |
| - Developer Funding / Developer Capacity Charges | 3,250 | 3,100 | 2,200 | 1,500 | | | | 6,800 |
| - St. James 55+ Centre (Winnipeg Foundation) | 250 | (250) | | | | | | (250) |
| - Winnipeg Arts Council | 200 | | | | | | | |
| - Winnipeg Foundation | 1,103 | | | | | | | |
| - Sponsorship / Sponsor Winnipeg | 95 | 95 | 95 | 95 | | | | 285 |
| - External Funding (Sewer) | | 250 | | | | | | 250 |
| Retained Earnings - Transit | 8,395 | | | | | | | |
| Retained Earnings - Utilities | 28,925 | 33,928 | 37,785 | 23,432 | 22,984 | 42,985 | 24,306 | 185,420 |
| Transfer from Sewage Disposal System Fund | | 6,690 | 5,740 | 5,950 | 3,200 | 5,070 | 4,600 | 31,250 |
| External Debt | 36,283 | 48,249 | 38,824 | 14,374 | 15,250 | 10,468 | 9,900 | 137,065 |
| Internal Financing | | 22,143 | 2,000 | | | | | 24,143 |
| Transfers from Other Capital Accounts / Surplus Capital | 57,144 | 6,651 | 163 | | | | | 6,814 |
| **TOTAL CAPITAL PROGRAM** | 432,909 | 357,385 | 369,319 | 330,830 | 350,806 | 395,526 | 385,362 | 2,189,228 |

| *CAPITAL PROJECTS SUMMARY* *(in Thousands of $)* | ADOPTED BUDGET 2017 | PRELIMINARY BUDGET BUDGET 2018 | FORECAST 2019 | 2020 | 2021 | 2022 | 2023 | 6 YEAR TOTAL 2018 - 2023 |
|---|---|---|---|---|---|---|---|---|
| **FINANCING SOURCES** | | | | | | | | |
| **Tax Supported, Transit and Municipal Accommodations** | | | | | | | | |
| Cash to Capital | **55,649** | **23,344** | **64,888** | **67,208** | **71,678** | **72,278** | **72,278** | **371,674** |
| Frontage Levy | **10,000** | **10,000** | **10,000** | **7,877** | **4,575** | **10,000** | **10,000** | **52,452** |
| Public Private Partnership Annual Service / Financing Payments | **(28,328)** | **(28,320)** | **(26,484)** | **(37,509)** | **(37,864)** | **(38,019)** | **(38,222)** | **(206,418)** |
| Reserves: | | | | | | | | |
| - Transit Bus Replacement | **3,938** | **1,437** | **4,603** | **1,078** | **11,773** | **12,640** | **14,000** | **45,531** |
| - Southwest Rapid Transitway (Stage 2) and Pembina Highway Underpass Payment | **350** | **350** | **1,780** | **14,460** | **14,720** | **14,760** | **14,880** | **60,950** |
| - Economic Development Investment | **2,049** | **2,444** | **1,874** | **1,880** | | | | **6,198** |
| - Land Operating | **3,240** | **5,000** | **965** | **2,665** | **2,665** | **965** | **155** | **12,415** |
| - Contributions in Lieu of Land Dedication | **50** | | | | | | | |
| - Computer Replacement | **306** | **126** | | **608** | **146** | | | **880** |
| - Insurance Reserve (Proceeds) | | **250** | | | | | | **250** |
| - Local Street Renewal | **23,278** | **28,298** | **33,798** | **39,498** | **45,398** | **51,498** | **62,038** | **260,528** |
| - Regional Street Renewal | **18,937** | **23,938** | **29,438** | **35,138** | **41,038** | **47,138** | **48,998** | **225,688** |
| Interim Financing (Repayment) | **1,630** | **1,005** | **(4,095)** | **(4,350)** | **(3,272)** | **(423)** | | **(11,135)** |
| Contributions from Other Levels of Government: | | | | | | | | |
| - Federal Gas Tax | **36,016** | **39,126** | **55,385** | **43,948** | **43,948** | **43,948** | **43,948** | **270,303** |
| - Transfer from Prior Year Authorization - Federal Gas Tax | | | **1,132** | | | | | **1,132** |
| - Veterans Affairs Canada | **200** | **150** | **150** | **150** | **170** | **164** | **157** | **941** |
| - Public Transit Infrastructure Fund (Federal Funding) | **38,475** | **11,925** | | | | | | **11,925** |
| - Public Transit Infrastructure Fund (Provincial Funding) | | **5,648** | | | | | | **5,648** |
| - Province of Manitoba Roads | | **50,000** | **50,000** | **50,000** | **50,000** | **50,000** | **50,000** | **300,000** |
| - Manitoba Winnipeg Infrastructure Agreement (MWIA) / Provincial Funding for Road Improvements | **38,166** | | | | | | | |
| - Manitoba Winnipeg Infrastructure Fund - Extension | **5,000** | | | | | | | |
| - Provincial Road Investment Fund | **9,000** | | | | | | | |
| - Building Manitoba Fund: 2017 Public Works $14 million, Transit $3.840 million | **17,840** | | | | | | | |
| - Transfer from Other Capital Accounts / Surplus Capital: Manitoba Winnipeg Infrastructure Agreement | **15,742** | **100** | | | | | | **100** |

| ***CAPITAL PROJECTS SUMMARY*** *(in Thousands of $)* | ADOPTED BUDGET 2017 | PRELIMINARY BUDGET BUDGET 2018 | FORECAST 2019 | 2020 | 2021 | 2022 | 2023 | 6 YEAR TOTAL 2018 - 2023 |
|---|---|---|---|---|---|---|---|---|
| Other Funders: | | | | | | | | |
| - Developer Funding / Developer Capacity Charges | 3,250 | | | | | | | |
| - St. James 55+ Centre (Winnipeg Foundation) | 250 | (250) | | | | | | (250) |
| - Winnipeg Arts Council | 200 | | | | | | | |
| - Winnipeg Foundation | 1,103 | | | | | | | |
| - Sponsorship / Sponsor Winnipeg | 95 | 95 | 95 | 95 | | | | 285 |
| External Debt | 30,530 | 45,449 | 38,824 | 14,374 | 15,250 | 10,468 | 9,900 | 134,265 |
| Internal Financing | | 22,143 | 2,000 | | | | | 24,143 |
| Retained Earnings - Transit | 8,395 | | | | | | | |
| Transfers from Other Capital Accounts / Surplus Capital | 22,195 | 3,984 | 163 | | | | | 4,147 |
| **Total Tax Supported, Transit and Municipal Accommodations** | 317,556 | 246,242 | 264,516 | 237,120 | 260,225 | 275,417 | 288,132 | 1,571,652 |
| **Self-Supporting Utilities** | | | | | | | | |
| Reserves: | | | | | | | | |
| - Sewer System Rehabilitation | 18,800 | 18,200 | 17,500 | 18,500 | 19,500 | 20,000 | 20,500 | 114,200 |
| - Water Main Renewal | 18,500 | 16,500 | 16,500 | 18,000 | 19,000 | 19,500 | 20,000 | 109,500 |
| - Environmental Projects | 8,180 | 26,098 | 23,603 | 26,108 | 25,612 | 28,118 | 27,624 | 157,163 |
| - Brady Landfill Rehabilitation Reserve | 96 | 210 | 225 | 220 | 285 | 4,436 | 200 | 5,576 |
| - Waste Diversion | 150 | 700 | 250 | | | | | 950 |
| Retained Earnings - Utilities | 28,925 | 33,928 | 37,785 | 23,432 | 22,984 | 42,985 | 24,306 | 185,420 |
| Transfer from Sewage Disposal System Fund | | 6,690 | 5,740 | 5,950 | 3,200 | 5,070 | 4,600 | 31,250 |
| Developer Funding / Developer Capacity Charges | | 3,100 | 2,200 | 1,500 | | | | 6,800 |
| External Funding (Sewer) | | 250 | | | | | | 250 |
| External Debt | 5,753 | 2,800 | | | | | | 2,800 |
| Transfers from Other Capital Accounts | 34,949 | 2,667 | | | | | | 2,667 |
| **Total Self-Supporting Utilities** | 115,353 | 111,143 | 103,803 | 93,710 | 90,581 | 120,109 | 97,230 | 616,576 |
| **Special Operating Agencies** | | | | | | | | |
| - Cash to Capital | | | 1,000 | | | | | 1,000 |
| **Total Special Operating Agencies** | | | 1,000 | | | | | 1,000 |
| **TOTAL FINANCING SOURCES** | 432,909 | 357,385 | 369,319 | 330,830 | 350,806 | 395,526 | 385,362 | 2,189,228 |

| *CAPITAL PROJECTS SUMMARY* (in Thousands of $) | PAGE NO. | ADOPTED BUDGET 2017 | PRELIMINARY BUDGET | | | | | | 6 YEAR TOTAL |
|---|---|---|---|---|---|---|---|---|---|
| | | | BUDGET 2018 | FORECAST | | | | | |
| | | | | 2019 | 2020 | 2021 | 2022 | 2023 | 2018 - 2023 |
| **CAPITAL PROJECTS LISTING** | | | | | | | | | |
| **PUBLIC WORKS** | | | | | | | | | |
| ***Active Transportation Facilities*** | | | | | | | | | |
| Pedestrian and Cycling Program - First charge against the 2018 Capital Budget of up to $2.250 million for Protected Bike Lanes: McDermot Avenue/Bannatyne Avenue (Council September 27, 2017) | | | | | | | | | |
| - Cash to Capital | | 4,700 | | 2,700 | 2,778 | 2,895 | 2,535 | 2,700 | 13,608 |
| - Province of Manitoba Roads | | | 2,700 | 2,700 | 2,777 | 4,250 | 2,400 | 2,700 | 17,527 |
| - Interim Financing from General Capital Fund / (Repayment) - Council authorized $3.850 million in 2017 for Chief Peguis Trail - Kildonan Settlers Bridge Pedestrian and Cycling Improvements (Council September 27, 2017) | | | | | (155) | (3,272) | (423) | | (3,850) |
| - External Debt | | | 2,700 | | | | | | 2,700 |
| - Federal Gas Tax | | | | | | 1,527 | 888 | | 2,415 |
| Total Pedestrian and Cycling Program | 2-1 | 4,700 | 5,400 | 5,400 | 5,400 | 5,400 | 5,400 | 5,400 | 32,400 |
| Pedestrian and Cycling Grade Separations | | 1,000 | | | | | | | |
| Tache Promenade | | | | | | | | | |
| - Cash to Capital | | | | | 3,000 | | | | 3,000 |
| - Interim Financing from General Capital Fund / (Repayment) | | | | | (3,000) | | | | (3,000) |
| Total Tache Promenade | 2-6 | | | | | | | | |
| **Total Active Transportation Facilities** | | 5,700 | 5,400 | 5,400 | 5,400 | 5,400 | 5,400 | 5,400 | 32,400 |
| ***Regional Streets*** | | | | | | | | | |
| **Street Improvements** | | | | | | | | | |
| Developer Payback - Various Locations | | | | | | | | | |
| - Cash to Capital | | 3,400 | | | 9,177 | | | | 9,177 |
| - Federal Gas Tax | | | 3,321 | | 6,936 | | | | 10,257 |
| - External Debt | | | 6,816 | | | | | | 6,816 |
| - Transfer from Corporate Non-Specified Capital Account | | 1,600 | | | | | | | |
| Total Developer Payback - Various Locations | 2-7 | 5,000 | 10,137 | | 16,113 | | | | 26,250 |
| Tuxedo Yards Development - First charge against 2018 Capital Budget of up to $465,000 (Council May 24, 2017) | | | | | | | | | |
| - Economic Development Investment Reserve | 2-9 | 2,049 | 2,444 | 1,874 | 1,880 | | | | 6,198 |
| Transportation Master Plan | | | | | | | | | |
| - Cash to Capital | | | | 250 | 125 | 125 | 250 | 250 | 1,000 |
| - Province of Manitoba Roads | | | | | 125 | 125 | | | 250 |
| Total Transportation Master Plan | 2-10 | | | 250 | 250 | 250 | 250 | 250 | 1,250 |
| Traffic Signals Improvements | | | | | | | | | |
| - Cash to Capital | | 1,030 | | 1,030 | | 1,030 | | | 2,060 |
| - Frontage Levy | | | | | 515 | | | | 515 |
| - Province of Manitoba Roads | | | 215 | | 515 | | | | 730 |
| Total Traffic Signals Improvements | 2-11 | 1,030 | 215 | 1,030 | 1,030 | 1,030 | | | 3,305 |

Return to Table of Contents

| ***CAPITAL PROJECTS SUMMARY*** *(in Thousands of $)* | PAGE NO. | ADOPTED BUDGET 2017 | PRELIMINARY BUDGET | | | | | | 6 YEAR TOTAL |
|---|---|---|---|---|---|---|---|---|---|
| | | | BUDGET 2018 | FORECAST | | | | | |
| | | | | 2019 | 2020 | 2021 | 2022 | 2023 | 2018 - 2023 |
| Traffic Signals Loops | | | | | | | | | |
| - Cash to Capital | | 250 | 50 | 250 | | | 250 | 250 | 800 |
| - Frontage Levy | | | | | 125 | 125 | | | 250 |
| - Province of Manitoba Roads | | | 50 | | 125 | 125 | | | 300 |
| Total Traffic Signals Loops | 2-12 | 250 | 100 | 250 | 250 | 250 | 250 | 250 | 1,350 |
| Permanent Traffic Monitoring Stations | | | | | | | | | |
| - Cash to Capital | | | | 945 | | | | | 945 |
| - Internal Financing | | | 385 | | | | | | 385 |
| - Frontage Levy | | | | | 323 | | | | 323 |
| - Province of Manitoba Roads | | | 385 | | 322 | | | | 707 |
| Total Permanent Traffic Monitoring Stations | 2-13 | | 770 | 945 | 645 | | | | 2,360 |
| Traffic Engineering Improvements - Various Locations | | | | | | | | | |
| - Cash to Capital | | 1,000 | | 1,575 | | | 1,300 | 1,900 | 4,775 |
| - Internal Financing | | | 250 | | | | | | 250 |
| - Frontage Levy | | | | | 950 | 950 | | | 1,900 |
| - Province of Manitoba Roads | | | 850 | 800 | 950 | 950 | 600 | | 4,150 |
| Total Traffic Engineering Improvements - Various Locations | 2-14 | 1,000 | 1,100 | 2,375 | 1,900 | 1,900 | 1,900 | 1,900 | 11,075 |
| Parking and Street Enhancements Program in Exchange District | | | | | | | | | |
| - Transfer from Winnipeg Parking Authority SOA (Proceeds from Sale of Winnipeg Square Parkade held in Land Operating Reserve) | 2-15 | | 1,500 | | | | | | 1,500 |
| Kenaston Boulevard - Ness Avenue to Taylor Avenue | | 100 | | | | | | | |
| Henderson Highway North of Gilmore to City Limit | 2-16 | | | 700 | | | | | 700 |
| Inner-Ring Road - Functional Design | | | | | | | | | |
| - Cash to Capital | | | | 1,950 | 1,000 | 1,000 | | | 3,950 |
| - Province of Manitoba Roads | | | | 50 | 1,000 | 1,000 | | | 2,050 |
| Total Inner-Ring Road - Functional Design | 2-17 | | | 2,000 | 2,000 | 2,000 | | | 6,000 |
| Kenaston Boulevard Southbound - From McGillivray To Bishop Grandin | | | | | | | | | |
| - Cash to Capital | | 1,100 | | | | | | | |
| - Transfer from Prior Year Authorization | | 1,100 | | | | | | | |
| Total Kenaston Boulevard Southbound - From McGillivray To Bishop Grandin | | 2,200 | | | | | | | |
| Lagimodiere and Sage Creek - Southbound Double Left Turn | | 500 | | | | | | | |
| **Total Street Improvements** | | 12,129 | 16,266 | 9,424 | 24,068 | 5,430 | 2,400 | 2,400 | 59,988 |

| ***CAPITAL PROJECTS SUMMARY*** *(in Thousands of $)* | PAGE NO. | ADOPTED BUDGET 2017 | PRELIMINARY BUDGET | | | | | 6 YEAR TOTAL |
|---|---|---|---|---|---|---|---|---|
| | | | BUDGET 2018 | FORECAST | | | | |
| | | | | 2019 | 2020 | 2021 | 2022 | 2023 | 2018 - 2023 |
| **Regional and Local Street Renewal** - First charge against 2018 Capital Budget of up to $1.5 million for Rue de Trappistes renewal (Council July 19, 2017); First charge against the 2018 Capital Budget of up to $2 million for Portage and Main Rehabilitation (Council October 25, 2017) | | | | | | | | | |
| - Cash to Capital | | **16,779** | **12,764** | | | | | | **12,764** |
| - Federal Gas Tax | | **12,276** | **11,000** | **12,000** | **12,000** | **12,000** | **12,000** | **12,000** | **71,000** |
| - Province of Manitoba Roads | | | **40,000** | **45,000** | **40,000** | **40,000** | **40,000** | **40,000** | **245,000** |
| - Provincial Building Manitoba Fund - Roads | | **14,000** | | | | | | | |
| - Provincial Road Investment Fund | | **9,000** | | | | | | | |
| - Provincial Manitoba Winnipeg Infrastructure Fund | | **5,000** | | | | | | | |
| - Local Street Renewal Reserve / Interest | | **23,278** | **28,298** | **33,798** | **39,498** | **45,398** | **51,498** | **62,038** | **260,528** |
| - Regional Street Renewal Reserve / Interest | | **18,937** | **23,938** | **29,438** | **35,138** | **41,038** | **47,138** | **48,998** | **225,688** |
| - External Debt | | **4,200** | | | | | | | |
| - Interim Financing from General Capital Fund / (Repayment) - Council authorized $4 million in 2017 for Protected Bike Lanes: Chevrier Boulevard & Waverley Pathway Connection (Council September 27, 2017) | | | | **(4,000)** | | | | | **(4,000)** |
| - Transfer from Corporate Non-Specified Capital Account | | **1,710** | | | | | | | |
| **Total Regional and Local Street Renewal** | 2-18 | **105,180** | **116,000** | **116,236** | **126,636** | **138,436** | **150,636** | **163,036** | **810,980** |
| ***Waterway Crossings and Grade Separations*** | | | | | | | | | |
| Fermor Avenue Bridge (Seine River) | | | | | | | | | |
| - Cash to Capital | | | | **500** | | | | | **500** |
| - Province of Manitoba Roads | | | **2,025** | **500** | | | | | **2,525** |
| - Frontage Levy | | **1,200** | **2,075** | **4,100** | | | | | **6,175** |
| Total Fermor Avenue Bridge (Seine River) | 2-24 | **1,200** | **4,100** | **5,100** | | | | | **9,200** |
| Saskatchewan Avenue Culvert (Sturgeon Creek) - First charge against 2018 Capital Budget of up to $8 million (Council October 25, 2017) | | | | | | | | | |
| - Province of Manitoba Roads | | | **1,925** | | | | | | **1,925** |
| - Frontage Levy | | **1,000** | **6,075** | | | | | | **6,075** |
| Total Saskatchewan Avenue Culvert (Sturgeon Creek) | 2-25 | **1,000** | **8,000** | | | | | | **8,000** |
| Lyndale Drive - Retaining Wall Rehabilitation | | | | | | | | | |
| - Frontage Levy | | **3,500** | | | | | | | |
| - Provincial Funding for Road Improvements | | **1,500** | | | | | | | |
| Total Lyndale Drive - Retaining Wall Rehabilitation | | **5,000** | | | | | | | |
| Osborne Street Underpass | | | | | | | | | |
| - Frontage Levy | | | | **950** | | | | | **950** |
| - Province of Manitoba Roads | | | | **950** | | | | | **950** |
| Total Osborne Street Underpass | 2-26 | | | **1,900** | | | | | **1,900** |

| ***CAPITAL PROJECTS SUMMARY*** *(in Thousands of $)* | PAGE NO. | ADOPTED BUDGET 2017 | PRELIMINARY BUDGET | | | | | | 6 YEAR TOTAL |
|---|---|---|---|---|---|---|---|---|---|
| | | | BUDGET 2018 | FORECAST | | | | | |
| | | | | 2019 | 2020 | 2021 | 2022 | 2023 | 2018 - 2023 |
| Dublin Avenue Bridge (Omand's Creek) | | | | | | | | | |
| - Province of Manitoba Roads | | | 350 | | 1,650 | | | | 2,000 |
| - Frontage Levy | | | 350 | 700 | 1,650 | | | | 2,700 |
| Total Dublin Avenue Bridge (Omand's Creek) | 2-27 | | 700 | 700 | 3,300 | | | | 4,700 |
| Sherwin Road Bridge (Omand's Creek) | | | | | | | | | |
| - Cash to Capital | | | | 700 | | | | | 700 |
| - Province of Manitoba Roads | | | | | 1,400 | | | | 1,400 |
| - Frontage Levy | | | | | 1,400 | | | | 1,400 |
| Total Sherwin Road Bridge (Omand's Creek) | 2-28 | | | 700 | 2,800 | | | | 3,500 |
| Pembina Highway Overpass (Bishop Grandin) Rehabilitation | | | | | | | | | |
| - Cash to Capital | | | | | | | 2,000 | 2,700 | 4,700 |
| - Province of Manitoba Roads | | | | | 50 | 1,000 | 7,000 | 7,300 | 15,350 |
| - Frontage Levy | | | | | 950 | 1,000 | 6,000 | 5,000 | 12,950 |
| Total Pembina Highway Overpass (Bishop Grandin) Rehabilitation | 2-29 | | | | 1,000 | 2,000 | 15,000 | 15,000 | 33,000 |
| St. James Bridge South Bound | | | | | | | | | |
| - Frontage Levy | 2-30 | 3,245 | | 2,163 | | | | | 2,163 |
| St. Vital Bridge Rehabilitation | | | | | | | | | |
| - Frontage Levy | 2-31 | | | | | | 2,000 | 3,000 | 5,000 |
| Lagimodiere Twin Overpasses Rehabilitation (Concordia Avenue & CPR Keewatin) | 2-32 | | | | | | | 1,000 | 1,000 |
| Waterway Crossing and Grade Separations - Annual Program - First charge against 2018 Capital Budget of up to $2 million (Council July 19, 2017) | | | | | | | | | |
| - Cash to Capital | | 1,945 | | 913 | | | 1,000 | 1,000 | 2,913 |
| - Province of Manitoba Roads | | | 1,500 | | 1,086 | 2,550 | | | 5,136 |
| - Frontage Levy | | 1,055 | 1,500 | 2,087 | 1,964 | 2,500 | 2,000 | 2,000 | 12,051 |
| Total Waterway Crossing and Grade Separations - Annual Program | 2-33 | 3,000 | 3,000 | 3,000 | 3,050 | 5,050 | 3,000 | 3,000 | 20,100 |
| Disraeli Bridge and Overpass Facility | | | | | | | | | |
| - Cash to Capital | | 910 | 865 | 662 | 650 | 550 | 600 | 600 | 3,927 |
| - Federal Gas Tax | | 17,415 | 17,385 | 14,238 | 12,550 | 12,700 | 12,700 | 12,725 | 82,298 |
| - Public Private Partnership Annual Service / Financing Payments | | (11,909) | (11,959) | (11,993) | (12,014) | (12,064) | (12,114) | (12,139) | (72,283) |
| - Debt servicing - repayment of debt | | (6,416) | (6,291) | (2,907) | (1,186) | (1,186) | (1,186) | (1,186) | (13,942) |
| Total Disraeli Bridge and Overpass Facility | 2-34 | | | | | | | | |
| Charleswood Bridge | | | | | | | | | |
| - Cash to Capital | | 1,478 | 1,478 | 1,478 | 1,478 | 1,478 | 1,478 | 1,478 | 8,868 |
| - Public Private Partnership Lease Payments | | (1,478) | (1,478) | (1,478) | (1,478) | (1,478) | (1,478) | (1,478) | (8,868) |
| Total Charleswood Bridge | 2-36 | | | | | | | | |
| **Total Waterway Crossings and Grade Separations** | | 13,445 | 15,800 | 13,563 | 10,150 | 7,050 | 20,000 | 22,000 | 88,563 |

| *CAPITAL PROJECTS SUMMARY* *(in Thousands of $)* | PAGE NO. | ADOPTED BUDGET 2017 | PRELIMINARY BUDGET BUDGET 2018 | FORECAST 2019 | 2020 | 2021 | 2022 | 2023 | 6 YEAR TOTAL 2018 - 2023 |
|---|---|---|---|---|---|---|---|---|---|
| ***New Transportation Facilities*** | | | | | | | | | |
| Chief Peguis Trail - Henderson Highway to Lagimodiere Boulevard | | | | | | | | | |
| - Cash to Capital | | 860 | 950 | 1,193 | 1,250 | 1,395 | 1,475 | 1,475 | 7,738 |
| - Federal Gas Tax | | 6,325 | 6,280 | 6,077 | 6,065 | 5,965 | 5,950 | 5,975 | 36,312 |
| - Public Private Partnership Annual Service / Financing Payments | | (6,206) | (6,251) | (6,291) | (6,336) | (6,381) | (6,446) | (6,471) | (38,176) |
| - Debt servicing - repayment of debt | | (979) | (979) | (979) | (979) | (979) | (979) | (979) | (5,874) |
| Total Chief Peguis Trail - Henderson Highway to Lagimodiere Boulevard | 2-37 | | | | | | | | |
| **Total New Transportation Facilities** | | | | | | | | | |
| ***Other Streets Projects*** | | | | | | | | | |
| Work Management / Asset Management Systems Study | | | | | | | | | |
| - Cash to Capital | | | | 300 | | | | | 300 |
| - Transfer from Prior Year Authorization | | 459 | | | | | | | |
| Total Work Management / Asset Management Systems Study | 2-39 | 459 | | 300 | | | | | 300 |
| Asset Management System - Various Divisions | | | | | | | | | |
| - Cash to Capital | | 100 | | 100 | 100 | 100 | 100 | 100 | 500 |
| - Internal Financing | | | 100 | | | | | | 100 |
| Total Asset Management System - Various Divisions | 2-40 | 100 | 100 | 100 | 100 | 100 | 100 | 100 | 600 |
| Land Drainage Sewers - Regional / Local Streets (transferred to Land Drainage Utility fund effective 2018) | | 1,000 | | | | | | | |
| Land Acquisition - Transportation Right of Way | 2-41 | | | 300 | 300 | 300 | 300 | 300 | 1,500 |
| **Total Other Streets Projects** | | 1,559 | 100 | 700 | 400 | 400 | 400 | 400 | 2,400 |
| **TOTAL STREETS PROJECTS** | | 138,013 | 153,566 | 145,323 | 166,654 | 156,716 | 178,836 | 193,236 | 994,331 |

| *CAPITAL PROJECTS SUMMARY* *(in Thousands of $)* | PAGE NO. | ADOPTED BUDGET 2017 | PRELIMINARY BUDGET BUDGET 2018 | FORECAST 2019 | 2020 | 2021 | 2022 | 2023 | 6 YEAR TOTAL 2018 - 2023 |
|---|---|---|---|---|---|---|---|---|---|
| ***Parks and Open Space*** | | | | | | | | | |
| Reforestation - Improvements | | | | | | | | | |
| - Cash to Capital | | 766 | | 383 | 383 | 383 | 192 | 192 | 1,533 |
| - External Debt | | | 766 | | | | | | 766 |
| Total Reforestation - Improvements | 2-42 | 766 | 766 | 383 | 383 | 383 | 192 | 192 | 2,299 |
| Athletic Fields - Improvements | 2-43 | | | 350 | 192 | 350 | 175 | 175 | 1,242 |
| Community and Neighbourhood Parks - Existing | | | | | | | | | |
| - Cash to Capital | | 550 | | 170 | | | | | 170 |
| - Internal Financing | | | 150 | | | | | | 150 |
| Total Community and Neighbourhood Parks - Existing | 2-44 | 550 | 150 | 170 | | | | | 320 |
| Community and Neighbourhood Parks - New | | 375 | | | | | | | |
| Regional Parks | | | | | | | | | |
| - Cash to Capital | | 400 | | | | 1,175 | | 2,825 | 4,000 |
| - Insurance Reserve (Proceeds) | | | 250 | | | | | | 250 |
| Total Regional Parks | 2-45 | 400 | 250 | | | 1,175 | | 2,825 | 4,250 |
| Parks Buildings | | | | | | | | | |
| - Cash to Capital | | | | | 700 | 370 | 123 | 525 | 1,718 |
| - Federal Gas Tax | | | | 350 | | | | | 350 |
| Total Parks Buildings | 2-46 | | | 350 | 700 | 370 | 123 | 525 | 2,068 |
| Assiniboine Park Zoo - Sewer Siphon | 2-47 | | | | 100 | | | | 100 |
| Boat Docks and Launches | | | | | | | | | |
| - Cash to Capital | | 1,500 | | | | | | | |
| - Federal Gas Tax | | | | 1,200 | | | 690 | | 1,890 |
| Total Boat Docks and Launches | 2-48 | 1,500 | | 1,200 | | | 690 | | 1,890 |
| Parks and Recreation Enhancement Program | | | | | | | | | |
| - Cash to Capital | | 3,300 | | 3,300 | 3,300 | 3,300 | 3,300 | 3,300 | 16,500 |
| - Internal Financing | | | 885 | | | | | | 885 |
| - External Debt | | | 2,775 | | | | | | 2,775 |
| Total Parks and Recreation Enhancement Program | 2-49 | 3,300 | 3,660 | 3,300 | 3,300 | 3,300 | 3,300 | 3,300 | 20,160 |
| Urban Forest Enhancement Program | | | | | | | | | |
| - Cash to Capital | | 1,300 | | 1,600 | 2,759 | 1,300 | 1,300 | 1,300 | 8,259 |
| - External Debt | | | 1,734 | 2,500 | 2,500 | 2,500 | 2,500 | 2,500 | 14,234 |
| - Transfer from Winnipeg Parking Authority SOA (Proceeds from Sale of Winnipeg Square Parkade held in Land Operating Reserve) | | | 3,500 | | | | | | 3,500 |
| - Interim Financing from General Capital Fund / (Repayment) | | | 1,100 | | (1,100) | | | | |
| Total Urban Forest Enhancement Program | 2-51 | 1,300 | 6,334 | 4,100 | 4,159 | 3,800 | 3,800 | 3,800 | 25,993 |
| Regional Parks Investment Strategy | | 100 | | | | | | | |
| Parks Master Plan | | 300 | | | | | | | |
| Parks Road Renewal | | 420 | | | | | | | |
| **Total Parks and Open Space** | | 9,011 | 11,160 | 9,853 | 8,834 | 9,378 | 8,280 | 10,817 | 58,072 |
| **TOTAL PUBLIC WORKS** | | 147,024 | 164,726 | 155,176 | 175,488 | 166,094 | 187,116 | 204,053 | 1,052,653 |

| *CAPITAL PROJECTS SUMMARY* *(in Thousands of $)* | PAGE NO. | ADOPTED BUDGET 2017 | PRELIMINARY BUDGET | | | | | 6 YEAR TOTAL |
|---|---|---|---|---|---|---|---|---|
| | | | BUDGET 2018 | FORECAST | | | | |
| | | | | 2019 | 2020 | 2021 | 2022 | 2023 | 2018 - 2023 |
| **COMMUNITY SERVICES** | | | | | | | | | |
| Library Facility Safety, Security and Accessibility Improvements Program | | | | | | | | | |
| - Cash to Capital | | 312 | | 162 | 165 | 219 | 171 | 176 | 893 |
| - Internal Financing | | | 100 | | | | | | 100 |
| Total Library Facility Safety, Security and Accessibility Improvements Program | 2-52 | 312 | 100 | 162 | 165 | 219 | 171 | 176 | 993 |
| Library Interior Infrastructure Replacement Program | 2-53 | 300 | | 156 | 159 | 208 | 166 | | 689 |
| Library Technology Upgrade and Replacement Program | 2-54 | | | 292 | 265 | 356 | 277 | | 1,190 |
| Library Refurbishment and Redevelopment Program - Existing Infrastructure | 2-55 | | | 291 | 265 | 356 | 277 | | 1,189 |
| Library Facility Redevelopment - River Heights Library | | | | | | | | | |
| - External Debt | 2-56 | | | 3,570 | | | | | 3,570 |
| Library Refurbishment and Redevelopment Program - Existing Infrastructure: Cornish Library | | | | | | | | | |
| - Cash to Capital | | 366 | | | | | | | |
| - Interim Financing from the General Capital Fund (Repayment) | | (1,100) | | | | | | | |
| - External Debt | | 734 | | | | | | | |
| Total Library Refurbishment and Redevelopment Program - Existing Infrastructure: Cornish Library | | | | | | | | | |
| Library Refurbishment and Redevelopment Program - Existing Infrastructure: St. John's Library | | | | | | | | | |
| - Cash to Capital | | 366 | | | | | | | |
| - Interim Financing from the General Capital Fund (Repayment) | | (1,100) | | | | | | | |
| - External Debt | | 734 | | | | | | | |
| Total Library Refurbishment and Redevelopment Program - Existing Infrastructure: St. John's Library | | | | | | | | | |
| Library Facility Redevelopment - Transcona Library | | | | | | | | | |
| - External Debt | | 2,462 | | | | | | | |
| - Land Dedication Reserve (East Kildonan - Transcona) | | 50 | | | | | | | |
| Total Library Facility Redevelopment - Transcona Library | | 2,512 | | | | | | | |
| Library Facility Redevelopment - St. James Library | | | | | | | | | |
| - External Debt | 2-57 | | | 538 | 2,124 | 8,442 | | | 11,104 |
| Library Facility Redevelopment - West Kildonan Library | | | | | | | | | |
| - External Debt | 2-58 | | | | | 937 | 2,774 | | 3,711 |

Return to Table of Contents

| *CAPITAL PROJECTS SUMMARY* (in Thousands of $) | PAGE NO. | ADOPTED BUDGET 2017 | PRELIMINARY BUDGET | | | | | 6 YEAR TOTAL |
|---|---|---|---|---|---|---|---|---|
| | | | BUDGET 2018 | FORECAST | | | | |
| | | | | 2019 | 2020 | 2021 | 2022 | 2023 | 2018 - 2023 |
| Library Facility Redevelopment - Westwood Library | | | | | | | | | |
| - Federal Gas Tax | | | | | | | | 3,088 | 3,088 |
| - External Debt | | | | | | 146 | 794 | | 940 |
| Total Library Facility Redevelopment - Westwood Library | 2-59 | | | | | 146 | 794 | 3,088 | 4,028 |
| New Library Facility - South Winnipeg Library | | | | | | | | | |
| - Cash to Capital | | 120 | | | 251 | 700 | | | 951 |
| - Federal Gas Tax | | | | | | | 5,323 | 3,763 | 9,086 |
| Total New Library Facility - South Winnipeg Library | 2-60 | 120 | | | 251 | 700 | 5,323 | 3,763 | 10,037 |
| New Community Facility - Southeast Winnipeg | 2-61 | | | | 140 | | | | 140 |
| Recreational Facility Safety, Security and Accessibility Improvements Program | | | | | | | | | |
| - Cash to Capital | | 156 | | 162 | 165 | 168 | 172 | 176 | 843 |
| - Internal Financing | | | 100 | | | | | | 100 |
| Total Recreational Facility Safety, Security and Accessibility Improvements Program | 2-62 | 156 | 100 | 162 | 165 | 168 | 172 | 176 | 943 |
| Fitness Equipment Upgrade Program | 2-64 | | | 227 | 115 | 118 | 121 | | 581 |
| Recreation Equipment and Amenities Program | 2-65 | | | | | 200 | | | 200 |
| Recreation Refurbishment and Redevelopment Program - Existing Infrastructure | 2-66 | | | 1,061 | | | | | 1,061 |
| Recreation Facility New Infrastructure - South Winnipeg | | 4,114 | | | | | | | |
| Recreation Facility - New Infrastructure | 2-67 | | | 3,500 | | 2,160 | | | 5,660 |
| Recreation Refurbishment and Redevelopment - East End Cultural and Leisure Centre | | 171 | | | | | | | |
| St. James Civic Centre - Facility Renewal and Expansion (formerly - St. James Civic Centre - Facility Addition) | | | | | | | | | |
| - Cash to Capital | | | | | | | | | |
| - St. James 55+ Centre | | 250 | (250) | | | | | | (250) |
| - External Debt | | | 2,400 | 2,405 | | | | | 4,805 |
| - Transfer from Corporate Non-Specified Capital Account | | 945 | 250 | | | | | | 250 |
| Total St. James Civic Centre - Facility Renewal and Expansion | 2-68 | 1,195 | 2,400 | 2,405 | | | | | 4,805 |
| Seven Oaks Indoor Pool - Renewal Plan | | 2,400 | | | | | | | |
| Seven Oaks Pool - Concrete Restoration and Air Handling Unit Replacement | | | | | | | | | |
| - External Debt | | | | 990 | | | | | 990 |
| - Transfer from Departmental Non-Specified Capital Account | | | | 163 | | | | | 163 |
| - Federal Gas Tax | | | | 1,086 | | | | | 1,086 |
| Total Seven Oaks Pool - Concrete Restoration and Air Handling Unit Replacement | 2-69 | | | 2,239 | | | | | 2,239 |
| Pan Am Pool - Ceiling, Lighting and Public Address and Audio System | | | | | | | | | |
| - Federal Gas Tax | 2-70 | | | 2,600 | | | | | 2,600 |

| ***CAPITAL PROJECTS SUMMARY*** *(in Thousands of $)* | PAGE NO. | ADOPTED BUDGET 2017 | PRELIMINARY BUDGET | | | | | 6 YEAR TOTAL |
|---|---|---|---|---|---|---|---|---|
| | | | BUDGET 2018 | FORECAST | | | | |
| | | | | 2019 | 2020 | 2021 | 2022 | 2023 | 2018 - 2023 |
| Boni-Vital Pool | | | | | | | | | |
| - Cash to Capital | | 240 | | 192 | | | | | 192 |
| - Federal Gas Tax | | | | | | 5,359 | | | 5,359 |
| Total Boni-Vital Pool | 2-71 | 240 | | 192 | | 5,359 | | | 5,551 |
| Spray Pad Development - Freighthouse Site | | 1,039 | | | | | | | |
| Spray Pad Development - Old Ex / North Centennial Recreation and Leisure Facility | | 1,038 | | | | | | | |
| Business Application Systems | | 142 | | | | | | | |
| Technology Advancement Program (formerly - Business Application Systems and Technology Upgrade and Replacement Program) | 2-72 | | | 312 | | 325 | | | 637 |
| Community Centre Planning Fund | 2-73 | | | 255 | | | | 275 | 530 |
| Community Centre Renovation Grant Program (CCRGP) | | | | | | | | | |
| - Cash to Capital | | | 609 | | | | | 810 | 1,419 |
| - Internal Financing | | | 356 | | | | | | 356 |
| - Land Operating Reserve | | 965 | | 965 | 965 | 965 | 965 | 155 | 4,015 |
| Total Community Centre Renovation Grant Program (CCRGP) | 2-74 | 965 | 965 | 965 | 965 | 965 | 965 | 965 | 5,790 |
| Community Incentive Grant Program (CIGP) | 2-75 | 1,698 | 1,732 | 1,767 | 1,802 | 1,838 | 1,875 | 1,913 | 10,927 |
| Assiniboine Park Conservancy (APC) - Infrastructure and Sustainability | | | | | | | | | |
| - Cash to Capital | | 1,543 | | | 400 | 1,175 | | | 1,575 |
| - External Debt | | | 5,123 | 5,123 | 1,600 | 825 | 2,000 | 2,000 | 16,671 |
| - Transfer from Corporate Non-Specified Capital Account | | 3,580 | | | | | | | |
| Total Assiniboine Park Conservancy (APC) - Infrastructure and Sustainability | 2-76 | 5,123 | 5,123 | 5,123 | 2,000 | 2,000 | 2,000 | 2,000 | 18,246 |
| Assiniboine Park Conservancy (APC) - Capital Development Plan | | | | | | | | | |
| - External Debt | 2-77 | | 10,000 | 4,728 | | | | | 14,728 |
| **TOTAL COMMUNITY SERVICES** | | 21,525 | 20,420 | 30,545 | 8,416 | 24,497 | 14,915 | 12,356 | 111,149 |

| *CAPITAL PROJECTS SUMMARY* *(in Thousands of $)* | PAGE NO. | ADOPTED BUDGET 2017 | PRELIMINARY BUDGET BUDGET 2018 | FORECAST 2019 | 2020 | 2021 | 2022 | 2023 | 6 YEAR TOTAL 2018 - 2023 |
|---|---|---|---|---|---|---|---|---|---|
| **WINNIPEG POLICE SERVICE** | | | | | | | | | |
| North Station Information Technology Requirements | 2-78 | | | 490 | | | | | 490 |
| Police Divisions Systems Upgrades | 2-79 | 1,667 | 400 | 400 | | | | | 800 |
| Major Case Management System Expansion | 2-80 | 1,158 | | 500 | | | | | 500 |
| Police Headquarters Building Systems Safeguards | | | | | | | | | |
| - Transfer from Prior Year Authorization | | 510 | | | | | | | |
| East District Police Station | | | | | | | | | |
| - Cash to Capital | | 990 | 1,012 | 1,056 | 1,056 | 1,056 | 1,056 | 1,089 | 6,325 |
| - Public Private Partnership Lease Payments | | (990) | (1,012) | (1,056) | (1,056) | (1,056) | (1,056) | (1,089) | (6,325) |
| Total East District Police Station | 2-81 | | | | | | | | |
| North District Police Station (NDPS) & Archival and Exhibit Building | | | | | | | | | |
| - Cash to Capital | | | 250 | | | | | | 250 |
| - External Debt | | 20,000 | | | | | | | |
| Total North District Police Station (NDPS) & Archival and Exhibit Building | 2-82 | 20,000 | 250 | | | | | | 250 |
| Building Video Surveillance Systems | 2-83 | | | | | 4,160 | | | 4,160 |
| Intelligence Led Reporting (Phase 2) | 2-84 | | 1,665 | | | | | | 1,665 |
| WPS Data Integration, Auditing and Quality Solution Tool | 2-85 | | 662 | | | | | | 662 |
| Automated Fingerprint Identification System (AFIS) | 2-86 | | | | | 500 | | | 500 |
| Technology Upgrades - Information Systems | 2-87 | | | 1,200 | | | | | 1,200 |
| In Car Computing | 2-88 | | | 1,000 | 500 | | | | 1,500 |
| Bomb Unit Truck Replacement | 2-89 | | 300 | | | | | | 300 |
| Next Generation 911 | 2-90 | | | | 800 | 1,000 | | | 1,800 |
| Communication Centre Back Up Site Upgrade | 2-91 | | | | | 550 | | | 550 |
| Police Vehicle Operations Facility | | | | | | | | | |
| - External Debt | 2-92 | | | | | | | 3,000 | 3,000 |
| Computer Assisted Dispatch Upgrade | 2-93 | 250 | | | 325 | | | 375 | 700 |
| Schedule and Management System Upgrade | 2-94 | | | | | 500 | | | 500 |
| Call Answer Software | 2-95 | | | | | | 1,000 | | 1,000 |
| Police Headquarters Information System Upgrades | 2-96 | | | | | 2,100 | | | 2,100 |
| Flight Operations - Forward Looking Infra-Red (FLIR) Equipment | 2-97 | | | | | | 658 | | 658 |
| Technical Surveillance Systems (formerly - JSI Voice Intercept System) | 2-98 | | | | | | 1,300 | | 1,300 |
| Body Worn Cameras | 2-99 | | | | | | | 1,014 | 1,014 |
| Communication Sites Upgrade - Audio Loggers | 2-100 | | | | | | | 1,400 | 1,400 |
| **TOTAL WINNIPEG POLICE SERVICE** | | 23,585 | 3,277 | 3,590 | 1,625 | 8,810 | 2,958 | 5,789 | 26,049 |

Return to Table of Contents

| *CAPITAL PROJECTS SUMMARY* *(in Thousands of $)* | PAGE NO. | ADOPTED BUDGET 2017 | PRELIMINARY BUDGET BUDGET 2018 | FORECAST 2019 | 2020 | 2021 | 2022 | 2023 | 6 YEAR TOTAL 2018 - 2023 |
|---|---|---|---|---|---|---|---|---|---|
| **FIRE PARAMEDIC SERVICE** | | | | | | | | | |
| Facilities Optimization | | | | | | | | | |
| - Cash to Capital | | 925 | | 4,690 | 2,243 | 395 | 7,177 | 2,755 | 17,260 |
| - External Debt | | | 550 | 2,811 | | | | | 3,361 |
| Total Facilities Optimization | 2-101 | 925 | 550 | 7,501 | 2,243 | 395 | 7,177 | 2,755 | 20,621 |
| Equipment Obsolescence | | | | | | | | | |
| - Cash to Capital | | 1,487 | | 993 | 1,558 | 1,109 | 4,178 | 6,877 | 14,715 |
| - Internal Financing | | | 949 | | | | | | 949 |
| Total Equipment Obsolescence | 2-103 | 1,487 | 949 | 993 | 1,558 | 1,109 | 4,178 | 6,877 | 15,664 |
| 911 Call Centre Resilience | | 861 | | | | | | | |
| Station Capital Maintenance | | | | | | | | | |
| - Cash to Capital | | 1,938 | | 2,746 | 2,877 | 3,008 | 3,139 | 1,683 | 13,453 |
| - External Debt | | | 2,594 | | | | | | 2,594 |
| Total Station Capital Maintenance | 2-105 | 1,938 | 2,594 | 2,746 | 2,877 | 3,008 | 3,139 | 1,683 | 16,047 |
| Emergency Medical Services (EMS) Training Equipment | 2-107 | | | | 119 | | | | 119 |
| **TOTAL FIRE PARAMEDIC SERVICE** | | 5,211 | 4,093 | 11,240 | 6,797 | 4,512 | 14,494 | 11,315 | 52,451 |





Return to Table of Contents

| *CAPITAL PROJECTS SUMMARY* *(in Thousands of $)* | PAGE NO. | ADOPTED BUDGET 2017 | PRELIMINARY BUDGET | | | | | 6 YEAR TOTAL |
|---|---|---|---|---|---|---|---|---|
| | | | BUDGET 2018 | FORECAST | | | | |
| | | | | 2019 | 2020 | 2021 | 2022 | 2023 | 2018 - 2023 |
| **PLANNING, PROPERTY AND DEVELOPMENT** | | | | | | | | | |
| Computer Automation | 2-108 | | | 133 | 119 | 143 | | | 395 |
| Riverbank Greenway Programs | 2-109 | 225 | | 205 | 227 | 212 | | | 644 |
| Cemeteries - Improvements | | | | | | | | | |
| - Cash to Capital | | 208 | | 240 | 248 | 236 | 236 | 242 | 1,202 |
| - Internal Financing | | | 50 | | | | | | 50 |
| - Veterans Affairs Canada | | 200 | 150 | 150 | 150 | 170 | 164 | 157 | 941 |
| Total Cemeteries - Improvements | 2-110 | 408 | 200 | 390 | 398 | 406 | 400 | 399 | 2,193 |
| Downtown Enhancement Program | | | | | | | | | |
| - Cash to Capital | | 400 | | 333 | 200 | 200 | 200 | 200 | 1,133 |
| - Internal Financing | | | 125 | | | | | | 125 |
| Total Downtown Enhancement Program | 2-112 | 400 | 125 | 333 | 200 | 200 | 200 | 200 | 1,258 |
| BIZ Zones, Image Routes and Neighbourhood Main Streets | | | | | | | | | |
| - Cash to Capital | | 400 | | 332 | 200 | 200 | 200 | 200 | 1,132 |
| - Internal Financing | | | 400 | | | | | | 400 |
| - Transfer from Prior Year Authorization | | 574 | | | | | | | |
| Total BIZ Zones, Image Routes and Neighbourhood Main Streets | 2-114 | 974 | 400 | 332 | 200 | 200 | 200 | 200 | 1,532 |
| Public Art Strategy | | | | | | | | | |
| - Cash to Capital | | 500 | | 500 | 500 | 500 | 500 | 500 | 2,500 |
| - Internal Financing | | | 500 | | | | | | 500 |
| Total Public Art Strategy | 2-115 | 500 | 500 | 500 | 500 | 500 | 500 | 500 | 3,000 |
| Land Acquisition for General Unspecified Purposes | | | | | | | | | |
| - Cash to Capital | | 300 | | 228 | 274 | 238 | 256 | | 996 |
| - Interim Financing from General Capital Fund / (Repayment) | | 1,500 | | | | | | | |
| Total Land Acquisition for General Unspecified Purposes | 2-116 | 1,800 | | 228 | 274 | 238 | 256 | | 996 |
| Developer Payback | 2-117 | 280 | | 292 | 274 | 280 | 281 | | 1,127 |
| Riverbank Stabilization - Physical Asset Protection | | | | | | | | | |
| - Cash to Capital | | 1,000 | | 500 | 500 | 523 | 500 | | 2,023 |
| - Internal Financing | | | 500 | | | | | | 500 |
| - Transfer from Prior Year Authorization | | 229 | | | | | | | |
| Total Riverbank Stabilization - Physical Asset Protection | 2-118 | 1,229 | 500 | 500 | 500 | 523 | 500 | | 2,523 |
| Tache Promenade (transferred to Public Works effective 2018) | | | | | | | | | |
| - Interim Financing from General Capital Fund / (Repayment) | | 3,000 | | | | | | | |
| - Winnipeg Foundation | | 1,103 | | | | | | | |
| - Winnipeg Arts Council | | 200 | | | | | | | |
| Total Tache Promenade | | 4,303 | | | | | | | |
| **TOTAL PLANNING, PROPERTY AND DEVELOPMENT** | | 10,119 | 1,725 | 2,913 | 2,692 | 2,702 | 2,337 | 1,299 | 13,668 |



Return to Table of Contents

| *CAPITAL PROJECTS SUMMARY* *(in Thousands of $)* | PAGE NO. | ADOPTED BUDGET 2017 | PRELIMINARY BUDGET BUDGET 2018 | FORECAST 2019 | 2020 | 2021 | 2022 | 2023 | 6 YEAR TOTAL 2018 - 2023 |
|---|---|---|---|---|---|---|---|---|---|
| **MUNICIPAL ACCOMMODATIONS** | | | | | | | | | |
| General Building Renovation and Refurbishing | | | | | | | | | |
| - Cash to Capital | | | | 180 | 250 | 500 | | | 930 |
| - Transfer from Prior Year Authorization | | 222 | | | | | | | |
| Total General Building Renovation and Refurbishing | 2-120 | 222 | | 180 | 250 | 500 | | | 930 |
| Portage and Main Intersection Improvements - First charge against the 2018 Capital Budget of up to $1.5 million (Council October 25, 2017) | | | | | | | | | |
| - Transfer from Prior Year Authorization | 2-121 | | 1,500 | | | | | | 1,500 |
| Public Safety Building and Civic Centre Parkade | | | | | | | | | |
| - External Debt | 2-123 | | | 8,870 | | | | | 8,870 |
| Accommodation Facilities | | | | | | | | | |
| - Cash to Capital | | 425 | | 784 | | 75 | 978 | 1,844 | 3,681 |
| - Internal Financing | | | 700 | | | | | | 700 |
| - Land Operating Reserve | | | | | 1,700 | 1,700 | | | 3,400 |
| - Transfer from Prior Year Authorization | | | 634 | | | | | | 634 |
| Total Accommodation Facilities | 2-124 | 425 | 1,334 | 784 | 1,700 | 1,775 | 978 | 1,844 | 8,415 |
| Millennium Library - HVAC and Temperature Control Improvements | | | | | | | | | |
| - Cash to Capital | | | | 1,495 | 750 | | | | 2,245 |
| - Transfer from Prior Year Authorization | | | 600 | | | | | | 600 |
| - Transfer from Prior Year Authorization - Manitoba Winnipeg Infrastructure Agreement (MWIA) | | | 100 | | | | | | 100 |
| Total Millennium Library - HVAC and Temperature Control Improvements | 2-125 | | 700 | 1,495 | 750 | | | | 2,945 |
| Fire / Life Safety / Regulatory Upgrades | | | | | | | | | |
| - Cash to Capital | | 625 | | 759 | 608 | 704 | 720 | 722 | 3,513 |
| - Internal Financing | | | 1,000 | | | | | | 1,000 |
| Total Fire / Life Safety / Regulatory Upgrades | 2-126 | 625 | 1,000 | 759 | 608 | 704 | 720 | 722 | 4,513 |
| Energy Conservation | 2-127 | | | 158 | | 136 | | | 294 |
| Tenant Improvement Prepayment - Major Department | 2-128 | | | | | 183 | | | 183 |
| Historic Buildings | | | | | | | | | |
| - Cash to Capital | | | | 214 | 217 | 220 | 224 | 229 | 1,104 |
| - Internal Financing | | | 187 | | | | | | 187 |
| - Transfer from Prior Year Authorization | | 145 | | | | | | | |
| Total Historic Buildings | 2-129 | 145 | 187 | 214 | 217 | 220 | 224 | 229 | 1,291 |
| Generator Set Replacement and Upgrades | | | | | | | | | |
| - Cash to Capital | | | | 113 | 136 | 123 | 148 | 130 | 650 |
| - Internal Financing | | | 125 | | | | | | 125 |
| Total Generator Set Replacement and Upgrades | 2-130 | | 125 | 113 | 136 | 123 | 148 | 130 | 775 |
| Security / Building Automation System Initiatives | | | | | | | | | |
| - Cash to Capital | | 255 | | 255 | 205 | 255 | 203 | 245 | 1,163 |
| - Internal Financing | | | 100 | | | | | | 100 |
| Total Security / Building Automation System Initiatives | 2-131 | 255 | 100 | 255 | 205 | 255 | 203 | 245 | 1,263 |

Return to Table of Contents

| ***CAPITAL PROJECTS SUMMARY*** *(in Thousands of $)* | PAGE NO. | ADOPTED BUDGET 2017 | PRELIMINARY BUDGET | | | | | 6 YEAR TOTAL |
|---|---|---|---|---|---|---|---|---|
| | | | BUDGET 2018 | FORECAST | | | | |
| | | | | 2019 | 2020 | 2021 | 2022 | 2023 | 2018 - 2023 |
| Community Centres - Refurbishing and Improvements | | | | | | | | | |
| - Cash to Capital | | 420 | | 673 | 266 | 331 | 327 | 330 | 1,927 |
| - Internal Financing | | | 322 | | | | | | 322 |
| - Manitoba Winnipeg Infrastructure Agreement (MWIA) | | 200 | | | | | | | |
| Total Community Centres - Refurbishing and Improvements | 2-132 | 620 | 322 | 673 | 266 | 331 | 327 | 330 | 2,249 |
| Arenas | | | | | | | | | |
| - Cash to Capital | | 100 | | 525 | 233 | 267 | 268 | 269 | 1,562 |
| - Internal Financing | | | 240 | | | | | | 240 |
| - Manitoba Winnipeg Infrastructure Agreement (MWIA) | | 225 | | | | | | | |
| - Transfer from Prior Year Authorization | | 222 | | | | | | | |
| Total Arenas | 2-133 | 547 | 240 | 525 | 233 | 267 | 268 | 269 | 1,802 |
| Indoor Aquatic Facilities | | | | | | | | | |
| - Cash to Capital | | 1,203 | | 1,494 | 1,208 | 2,359 | 1,207 | 1,152 | 7,420 |
| - Internal Financing | | | 1,200 | | | | | | 1,200 |
| - Manitoba Winnipeg Infrastructure Agreement (MWIA) | | 1,172 | | | | | | | |
| Total Indoor Aquatic Facilities | 2-134 | 2,375 | 1,200 | 1,494 | 1,208 | 2,359 | 1,207 | 1,152 | 8,620 |
| Pan Am Indoor Pool - Parking Lot Refurbishment | | | | | | | | | |
| - Cash to Capital | | 78 | | | | | | | |
| - Manitoba Winnipeg Infrastructure Agreement (MWIA) | | 78 | | | | | | | |
| Total Pan Am Indoor Pool - Parking Lot Refurbishment | | 156 | | | | | | | |
| Outdoor Aquatic Facilities | | | | | | | | | |
| - Cash to Capital | | 217 | | 169 | 170 | 342 | 170 | 170 | 1,021 |
| - Internal Financing | | | 120 | | | | | | 120 |
| - Manitoba Winnipeg Infrastructure Agreement (MWIA) | | 125 | | | | | | | |
| Total Outdoor Aquatic Facilities | 2-135 | 342 | 120 | 169 | 170 | 342 | 170 | 170 | 1,141 |
| Recreation & Leisure Centres (formerly - Community Facilities) | | | | | | | | | |
| - Cash to Capital | | | | 106 | 107 | 109 | 111 | 113 | 546 |
| - Internal Financing | | | 125 | | | | | | 125 |
| - Transfer from Prior Year Authorization | | 200 | | | | | | | |
| Total Recreation & Leisure Centres | 2-136 | 200 | 125 | 106 | 107 | 109 | 111 | 113 | 671 |
| Building Asset / Work Management Program | 2-137 | 100 | | 175 | | 164 | | | 339 |
| UFF - Hockey Pen Light Standard Replacement | | | | | | | | | |
| - Cash to Capital | | 100 | | 100 | 100 | 100 | 100 | 100 | 500 |
| - Internal Financing | | | 100 | | | | | | 100 |
| Total UFF - Hockey Pen Light Standard Replacement | 2-138 | 100 | 100 | 100 | 100 | 100 | 100 | 100 | 600 |
| City-Wide Accessibility Program | | | | | | | | | |
| - Cash to Capital | | 425 | | 425 | 425 | 425 | 425 | 425 | 2,125 |
| - Internal Financing | | | 410 | | | | | | 410 |
| Total City-Wide Accessibility Program | 2-139 | 425 | 410 | 425 | 425 | 425 | 425 | 425 | 2,535 |
| Transcona Centennial Pool | | | | | | | | | |
| - Interim Financing from Land Operating Reserve (Repayment) | | (575) | | | | | | | |
| - Land Operating Reserve | | 575 | | | | | | | |
| Total Transcona Centennial Pool | | | | | | | | | |

| *CAPITAL PROJECTS SUMMARY* *(in Thousands of $)* | PAGE NO. | ADOPTED BUDGET 2017 | PRELIMINARY BUDGET BUDGET 2018 | FORECAST 2019 | 2020 | 2021 | 2022 | 2023 | 6 YEAR TOTAL 2018 - 2023 |
|---|---|---|---|---|---|---|---|---|---|
| City Hall - Building Refurbishment | | | | | | | | | |
| - Cash to Capital | | 414 | | | | | | | |
| - Transfer from Corporate Non-Specified Capital Account | | 531 | | | | | | | |
| - Land Operating Reserve | | 1,700 | | | | | | | |
| Total City Hall - Building Refurbishment | | 2,645 | | | | | | | |
| Sherbrook Pool Reopening | | | | | | | | | |
| - Kinsmen Club of Winnipeg (Sponsor Winnipeg) | | 95 | 95 | 95 | 95 | | | | 285 |
| - Interim Financing from General Capital Fund / (Repayment) | | (95) | (95) | (95) | (95) | | | | (285) |
| Total Sherbrook Pool Reopening | 2-140 | | | | | | | | |
| **TOTAL MUNICIPAL ACCOMMODATIONS** | | 9,182 | 7,463 | 16,495 | 6,375 | 7,993 | 4,881 | 5,729 | 48,936 |
| **CITY CLERKS** | | | | | | | | | |
| Innovation Capital Fund | | | | | | | | | |
| - Cash to Capital | | 1,000 | | 1,000 | 1,000 | 1,000 | 1,000 | 1,000 | 5,000 |
| - Internal Financing | | | 500 | | | | | | 500 |
| Total Innovation Capital Fund | 2-142 | 1,000 | 500 | 1,000 | 1,000 | 1,000 | 1,000 | 1,000 | 5,500 |
| Corporate Records Centre | 2-143 | 150 | | | | | 200 | | 200 |
| Election Systems | | | | | | | | | |
| - Cash to Capital | | 200 | | | | 200 | 200 | | 400 |
| - Internal Financing | | | 200 | | | | | | 200 |
| Total Election Systems | 2-144 | 200 | 200 | | | 200 | 200 | | 600 |
| 2017 Canada Summer Games | | 750 | | | | | | | |
| Voting Machine Replacement | 2-145 | | | | | | 1,000 | | 1,000 |
| Audio / Video Equipment Replacement | 2-146 | | | | | | | 150 | 150 |
| **TOTAL CITY CLERKS** | | 2,100 | 700 | 1,000 | 1,000 | 1,200 | 2,400 | 1,150 | 7,450 |





Return to Table of Contents

| *CAPITAL PROJECTS SUMMARY* *(in Thousands of $)* | PAGE NO. | ADOPTED BUDGET 2017 | PRELIMINARY BUDGET BUDGET 2018 | FORECAST 2019 | 2020 | 2021 | 2022 | 2023 | 6 YEAR TOTAL 2018 - 2023 |
|---|---|---|---|---|---|---|---|---|---|
| **CORPORATE SUPPORT SERVICES** | | | | | | | | | |
| PeopleSoft Upgrade | 2-147 | 1,800 | | | | | 2,873 | 610 | 3,483 |
| Communications Network Infrastructure | 2-148 | 401 | | 267 | 525 | 327 | 475 | 934 | 2,528 |
| Enterprise Computing Initiatives | | | | | | | | | |
| - Cash to Capital | | 494 | | 1,127 | 1,028 | 1,895 | 1,832 | 1,450 | 7,332 |
| - Transfer from Prior Year Authorization | | 766 | | | | | | | |
| - Transfer from Computer Replacement Reserve | | 306 | 126 | | 608 | 146 | | | 880 |
| Total Enterprise Computing Initiatives | 2-149 | 1,566 | 126 | 1,127 | 1,636 | 2,041 | 1,832 | 1,450 | 8,212 |
| Core Information Technology Program | | | | | | | | | |
| - Internal Financing | 2-150 | | 7,441 | | | | | | 7,441 |
| Innovation Strategy | | | | | | | | | |
| - Internal Financing | 2-151 | | 2,000 | 2,000 | | | | | 4,000 |
| Print Asset Renewal | 2-152 | | | | | 317 | | 100 | 417 |
| Aerial Imagery Renewal Program | 2-153 | | | | 190 | | 182 | | 372 |
| Software Renewal Program | 2-154 | | | 157 | | | 152 | | 309 |
| 311 Renewal | 2-155 | 450 | | 100 | 450 | 250 | 100 | 450 | 1,350 |
| Infrastructure Service Enhancements | 2-156 | 100 | | | 150 | | | 100 | 250 |
| **TOTAL CORPORATE SUPPORT SERVICES** | | 4,317 | 9,567 | 3,651 | 2,951 | 2,935 | 5,614 | 3,644 | 28,362 |
| **ASSESSMENT AND TAXATION** | | | | | | | | | |
| Assessment Automation | 2-157 | 870 | | 350 | 200 | 350 | 350 | | 1,250 |
| Valcura System | | | | | | | | | |
| - Internal Financing | 2-158 | | 200 | | | | | | 200 |
| Assessment Data Valuation Information System | | | | | | | | | |
| - Internal Financing | 2-159 | | 1,208 | | | | | | 1,208 |
| Local Improvements - Ongoing Program | | | | | | | | | |
| - Cash to Capital | | 600 | | 600 | | 600 | | | 1,200 |
| - Transfer from Prior Year Authorization (Cash to Capital) | | | 200 | | | | | | 200 |
| - Transfer from Prior Year Authorization (External Debt) | | | 800 | | | | | | 800 |
| - External Debt | | 2,400 | | 2,400 | 2,400 | 2,400 | 2,400 | 2,400 | 12,000 |
| Total Local Improvements - Ongoing Program | 2-160 | 3,000 | 1,000 | 3,000 | 2,400 | 3,000 | 2,400 | 2,400 | 14,200 |
| **TOTAL ASSESSMENT AND TAXATION** | | 3,870 | 2,408 | 3,350 | 2,600 | 3,350 | 2,750 | 2,400 | 16,858 |
| **OTHER PROJECTS** | | | | | | | | | |
| PeopleSoft Accounts Receivable and Billing | | | | | | | | | |
| - Transfer from Prior Year Authorization | | 192 | | | | | | | |
| **TOTAL OTHER PROJECTS** | | 192 | | | | | | | |



Return to Table of Contents

| *CAPITAL PROJECTS SUMMARY* *(in Thousands of $)* | PAGE NO. | ADOPTED BUDGET 2017 | PRELIMINARY BUDGET BUDGET 2018 | FORECAST 2019 | 2020 | 2021 | 2022 | 2023 | 6 YEAR TOTAL 2018 - 2023 |
|---|---|---|---|---|---|---|---|---|---|
| **TRANSIT** | | | | | | | | | |
| Innovative Transit Program | | | | | | | | | |
| - Cash to Capital | | | | 700 | | 700 | | | 1,400 |
| - Internal Financing | | | 500 | | | | | | 500 |
| - Retained Earnings | | 565 | | | | | | | |
| Total Innovative Transit Program | 2-161 | 565 | 500 | 700 | | 700 | | | 1,900 |
| Transit Building Replacement / Refurbishment | | | | | | | | | |
| - Cash to Capital | | 1,023 | | 1,636 | 636 | 1,636 | 1,049 | 1,636 | 6,593 |
| - Retained Earnings | | 445 | | | | | | | |
| - External Debt | | | 956 | | | | | | 956 |
| Total Transit Building Replacement / Refurbishment | 2-162 | 1,468 | 956 | 1,636 | 636 | 1,636 | 1,049 | 1,636 | 7,549 |
| Expansion of Transit Vehicle Overhaul and Maintenance Facilities | | | | | | | | | |
| - Transfer from Prior Year Authorization | | 9,160 | | | | | | | |
| - Retained Earnings | | 5,040 | | | | | | | |
| - Public Transit Infrastructure Fund (Federal Government) | | 26,000 | | | | | | | |
| - Transfer from Prior Year Authorization - Manitoba Winnipeg Infrastructure Agreement (MWIA) | | 13,000 | | | | | | | |
| Total Expansion of Transit Vehicle Overhaul and Maintenance Facilities | | 53,200 | | | | | | | |
| Transit Building Roof Replacement and Ventilation Upgrade - First charge against the 2018 Capital Budget of up to $3.550 million (Council December 13, 2016) | | | | | | | | | |
| - Cash to Capital | | 963 | 162 | 4,500 | 1,257 | 2,000 | 1,413 | 2,000 | 11,332 |
| - Public Transit Infrastructure Fund (Federal Government) | | 1,725 | 75 | | | | | | 75 |
| - Public Transit Infrastructure Fund (Provincial Government) | | | 63 | | | | | | 63 |
| - Transfer from Prior Year Authorization - Manitoba Winnipeg Infrastructure Agreement (MWIA) | | 862 | | | | | | | |
| Total Transit Building Roof Replacement and Ventilation Upgrade | 2-163 | 3,550 | 300 | 4,500 | 1,257 | 2,000 | 1,413 | 2,000 | 11,470 |
| Transit Buses - First charge against the 2018 Capital Budget of up to $29.252 million (Council December 13, 2016) | | | | | | | | | |
| - Cash to Capital | | | 445 | 562 | 11,358 | 12,426 | 13,253 | 13,664 | 51,708 |
| - Transit Bus Replacement Reserve | | 3,938 | 1,437 | 4,603 | 1,078 | 11,773 | 12,640 | 14,000 | 45,531 |
| - External Debt | | | 9,035 | 4,889 | 5,750 | | | | 19,674 |
| - Provincial Building Manitoba Fund | | 3,840 | | | | | | | |
| - Transfer from Prior Year Authorization - Manitoba Winnipeg Infrastructure Agreement (MWIA) | | 1,880 | | | | | | | |
| - Public Transit Infrastructure Fund (Federal Government) | | 10,750 | 11,850 | | | | | | 11,850 |
| - Public Transit Infrastructure Fund (Provincial Government) | | | 5,585 | | | | | | 5,585 |
| - Federal Gas Tax | | | | 16,694 | 6,397 | 6,397 | 6,397 | 6,397 | 42,282 |
| - Transfer from Prior Year Authorization - Federal Gas Tax | | | | 1,132 | | | | | 1,132 |
| - Retained Earnings | | 2,000 | | | | | | | |
| Total Transit Buses | 2-165 | 22,408 | 28,352 | 27,880 | 24,583 | 30,596 | 32,290 | 34,061 | 177,762 |

Return to Table of Contents

| ***CAPITAL PROJECTS SUMMARY*** *(in Thousands of $)* | PAGE NO. | ADOPTED BUDGET 2017 | PRELIMINARY BUDGET | | | | | 6 YEAR TOTAL |
|---|---|---|---|---|---|---|---|---|
| | | | BUDGET 2018 | FORECAST | | | | |
| | | | | 2019 | 2020 | 2021 | 2022 | 2023 | 2018 - 2023 |
| Southwest Rapid Transitway (Stage 2) and Pembina Highway Underpass | | | | | | | | | |
| - Southwest Rapid Transitway (Stage 2) and Pembina Highway Underpass Payment Reserve | | 350 | 350 | 1,780 | 14,460 | 14,720 | 14,760 | 14,880 | 60,950 |
| - P3 Annual Service / Financing Payments (Province) | | | | (80) | (1,010) | (1,110) | (1,120) | (1,180) | (4,500) |
| - P3 Annual Service / Financing Payments (City) | | (350) | (350) | (1,700) | (10,060) | (10,220) | (10,250) | (10,310) | (42,890) |
| - External Debt Annual Service Payments (City) | | | | | (3,390) | (3,390) | (3,390) | (3,390) | (13,560) |
| Total Southwest Rapid Transitway (Stage 2) and Pembina Highway Underpass | 2-167 | | | | | | | | |
| Transit Safety Management Practices | | | | | | | | | |
| - Internal Financing | 2-170 | | 460 | | | | | | 460 |
| Bus Fleet Cameras | | | | | | | | | |
| - Internal Financing | | | 155 | | | | | | 155 |
| - Retained Earnings | | 345 | | | | | | | |
| Total Bus Fleet Cameras | 2-171 | 345 | 155 | | | | | | 155 |
| Bus Stop Accessibility Program | 2-172 | | | 500 | 500 | 500 | 500 | | 2,000 |
| Bus Communication Modernization | | | | | | | | | |
| - Federal Gas Tax | 2-173 | | 1,140 | 1,140 | | | | | 2,280 |
| Heavy Shop Equipment Replacement Program | 2-174 | | | 200 | 200 | 200 | 200 | 200 | 1,000 |
| Hoist Replacement at Fort Rouge Garage | 2-175 | | | | 2,000 | 2,500 | 2,500 | 2,500 | 9,500 |
| **TOTAL TRANSIT** | | 81,536 | 31,863 | 36,556 | 29,176 | 38,132 | 37,952 | 40,397 | 214,076 |
| **WATER AND WASTE - GENERAL CAPITAL FUND** | | | | | | | | | |
| ***Land Drainage and Flood Control (transferred to Utility fund effective 2018)*** | | | | | | | | | |
| ***Financed by Cash to Capital:*** | | | | | | | | | |
| Flood Pumping Station Rehabilitation | | 1,000 | | | | | | | |
| Land Drainage and Combined Sewers Outfall Gate Structures | | 2,430 | | | | | | | |
| Stormwater Retention Basin Revetments | | | | | | | | | |
| - Cash to Capital | | 165 | | | | | | | |
| - Transfer from Prior Year Authorization | | 50 | | | | | | | |
| Total Stormwater Retention Basin Revetments | | 215 | | | | | | | |
| Development Agreement Paybacks | | | | | | | | | |
| - Developer Capacity Charges | | 3,250 | | | | | | | |
| Outfall Rehabilitation | | 2,000 | | | | | | | |
| **Total Land Drainage and Flood Control** | | 8,895 | | | | | | | |

Return to Table of Contents

| ***CAPITAL PROJECTS SUMMARY*** *(in Thousands of $)* | PAGE NO. | ADOPTED BUDGET 2017 | PRELIMINARY BUDGET BUDGET 2018 | FORECAST 2019 | 2020 | 2021 | 2022 | 2023 | 6 YEAR TOTAL 2018 - 2023 |
|---|---|---|---|---|---|---|---|---|---|
| **WATERWORKS SYSTEM** | | | | | | | | | |
| ***Waterworks System - Supply and Treatment*** | | | | | | | | | |
| **Financed by Waterworks Retained Earnings:** | | | | | | | | | |
| Shoal Lake Aqueduct Asset Preservation | | | | | | | | | |
| - Retained Earnings | | 400 | 698 | 2,030 | 720 | 1,840 | 715 | | 6,003 |
| - Transfer from Prior Year Authorization - Retained Earnings | | | 500 | | | | | | 500 |
| Total Shoal Lake Aqueduct Asset Preservation | 2-176 | 400 | 1,198 | 2,030 | 720 | 1,840 | 715 | | 6,503 |
| Shoal Lake Aqueduct Intake Facility Rehabilitation | 2-177 | 3,223 | | 6,050 | | 350 | 1,400 | | 7,800 |
| Aqueduct Condition Assessment and Rehabilitation | | | | | | | | | |
| - Retained Earnings | | | 400 | | | 1,000 | | 1,000 | 2,400 |
| - Transfer from Prior Year Authorization - Retained Earnings | | 1,500 | 500 | | | | | | 500 |
| Total Aqueduct Condition Assessment and Rehabilitation | 2-178 | 1,500 | 900 | | | 1,000 | | 1,000 | 2,900 |
| Tache Booster Pumping Station | | | | | | | | | |
| - Retained Earnings | | 300 | | 230 | | 2,400 | | | 2,630 |
| - Transfer from Prior Year Authorization - Retained Earnings | | 1,200 | | | | | | | |
| Total Tache Booster Pumping Station | 2-179 | 1,500 | | 230 | | 2,400 | | | 2,630 |
| Pumping Stations Reliability Upgrades | | | | | | | | | |
| - Retained Earnings | | 884 | | | | | | | |
| - Transfer from Prior Year Authorization - Retained Earnings | | 2,775 | | | | | | | |
| Total Pumping Stations Reliability Upgrades | | 3,659 | | | | | | | |
| Pumping Stations and Reservoirs Structural Upgrades | 2-180 | | 600 | 400 | 400 | | | | 1,400 |
| Chlorination Upgrading at Pumping Stations | 2-181 | | | | | 3,575 | | | 3,575 |
| Water Supervisory Control and Data Acquisition (SCADA) Upgrade | | | | | | | | | |
| - Retained Earnings | | | | 1,539 | | | | | 1,539 |
| - Transfer from Prior Year Authorization - Retained Earnings | | 8,033 | | | | | | | |
| Total Water Supervisory Control and Data Acquisition (SCADA) Upgrade | 2-182 | 8,033 | | 1,539 | | | | | 1,539 |
| Waterworks System Security Upgrades | 2-183 | 498 | | 325 | 872 | 200 | | | 1,397 |
| Regulatory Assessment of Water System Infrastructure and Supply Sources | 2-184 | | | | | 575 | | | 575 |
| Water Treatment Plant Capacity Validation | 2-185 | | 150 | | | | | | 150 |
| Branch 1 Aqueduct at Seine River - Riverbank Stabilization (East Side) - First charge against the 2018 Capital Budget of up to $500,000 (Council September 27, 2017) | | | | | | | | | |
| - Retained Earnings | | | 500 | | | | | | 500 |
| - Transfer from Prior Year Authorization - Retained Earnings | | 950 | | | | | | | |
| Total Branch 1 Aqueduct at Seine River - Riverbank Stabilization (East Side) | 2-186 | 950 | 500 | | | | | | 500 |
| Water Treatment Research and Process Optimization | 2-187 | | 560 | | | | | | 560 |

Return to Table of Contents

| ***CAPITAL PROJECTS SUMMARY*** *(in Thousands of $)* | PAGE NO. | ADOPTED BUDGET 2017 | PRELIMINARY BUDGET | | | | | | 6 YEAR TOTAL |
|---|---|---|---|---|---|---|---|---|---|
| | | | BUDGET 2018 | FORECAST | | | | | |
| | | | | 2019 | 2020 | 2021 | 2022 | 2023 | 2018 - 2023 |
| Study of Backup Power Supply for Hurst Pumping Station | | **400** | | | | | | | |
| Deacon Reservoir Cell Rehabilitation | 2-188 | | | | | | **100** | | **100** |
| Deacon Booster Pumping Station Suction Header Divider Wall and Valve | 2-189 | | | | **1,245** | | | | **1,245** |
| Hurst Pumping Station Building - Structural Repairs | | | | | | | | | |
| - Retained Earnings | | | **2,425** | | | | | | **2,425** |
| - Transfer from Prior Year Authorization - Retained Earnings | | **400** | | | | | | | |
| Total Hurst Pumping Station Building - Structural Repairs | 2-190 | **400** | **2,425** | | | | | | **2,425** |
| Deacon Site Flood Protection | | | | | | | | | |
| - Transfer from Prior Year Authorization - Retained Earnings | 2-191 | **1,825** | **300** | | | | | | **300** |
| HVAC Upgrades at Pumping Stations | 2-192 | | **1,000** | **4,005** | | | | | **5,005** |
| Ultraviolet Light Disinfection System Upgrade | 2-193 | **1,735** | | **585** | | | | | **585** |
| Discharge Meter Upgrades at the In-town Pumping Stations | 2-194 | | | | **370** | | | | **370** |
| Water Treatment Plant Asset Refurbishment and Replacement | 2-195 | | **125** | **575** | **4,650** | | | | **5,350** |
| **Total Waterworks System - Supply and Treatment** | | **24,123** | **7,758** | **15,739** | **8,257** | **9,940** | **2,215** | **1,000** | **44,909** |
| ***Waterworks System - Distribution*** | | | | | | | | | |
| **Financed by Waterworks Retained Earnings:** | | | | | | | | | |
| Saskatchewan Avenue Water Main | | **4,830** | | | | | | | |
| Feeder Main Condition Assessment and Rehabilitation | | | | | | | | | |
| - Retained Earnings | | | **1,350** | **2,850** | **2,200** | **1,000** | **1,100** | **1,225** | **9,725** |
| - Transfer from Prior Year Authorization - Retained Earnings | | **500** | | | | | | | |
| Total Feeder Main Condition Assessment and Rehabilitation | 2-196 | **500** | **1,350** | **2,850** | **2,200** | **1,000** | **1,100** | **1,225** | **9,725** |
| Building Renovations - 1199 Pacific Avenue | 2-197 | | **110** | | | | | **2,100** | **2,210** |
| Customer Billing and Work Management Systems Upgrades Program | 2-198 | **930** | **1,165** | **640** | **255** | **235** | **200** | **500** | **2,995** |
| Utility Asset Management System | | | | | | | | | |
| - Retained Earnings | | **500** | | **500** | | | | | **500** |
| - Transfer from Prior Year Authorization - Retained Earnings | | | **600** | | | | | | **600** |
| Total Utility Asset Management System | 2-199 | **500** | **600** | **500** | | | | | **1,100** |
| Customer Care and Billing - iNovah Integration | 2-200 | | **300** | **130** | | | | | **430** |
| Web Self Service | 2-201 | | **700** | **700** | **500** | **100** | **100** | **100** | **2,200** |
| Water Main Renewals | | | | | | | | | |
| - Water Main Renewal Reserve | 2-202 | **18,500** | **16,500** | **16,500** | **18,000** | **19,000** | **19,500** | **20,000** | **109,500** |
| **Total Waterworks System - Distribution** | | **25,260** | **20,725** | **21,320** | **20,955** | **20,335** | **20,900** | **23,925** | **128,160** |
| **TOTAL WATERWORKS SYSTEM (Utility Supported)** | | **49,383** | **28,483** | **37,059** | **29,212** | **30,275** | **23,115** | **24,925** | **173,069** |

| *CAPITAL PROJECTS SUMMARY* *(in Thousands of $)* | PAGE NO. | ADOPTED BUDGET 2017 | PRELIMINARY BUDGET BUDGET 2018 | FORECAST 2019 | 2020 | 2021 | 2022 | 2023 | 6 YEAR TOTAL 2018 - 2023 |
|---|---|---|---|---|---|---|---|---|---|
| **SEWAGE DISPOSAL SYSTEM** | | | | | | | | | |
| ***Sewage Disposal System - Treatment*** | | | | | | | | | |
| **Financed by Sewage Disposal System Retained Earnings:** | | | | | | | | | |
| Biosolids - Alternative Disposal Delivery and Management System | 2-203 | | | | | | **26,800** | | **26,800** |
| North End Sewage Treatment Plant (NEWPCC) - Nutrient Removal / Upgrade | | **980** | | | | | | | |
| Process Control System Master Plan and Upgrade | | | | | | | | | |
| - Retained Earnings | | | **9,000** | | | | | | **9,000** |
| - Transfer from Prior Year Authorization - Retained Earnings | | **1,000** | | | | | | | |
| Total Process Control System Master Plan and Upgrade | 2-204 | **1,000** | **9,000** | | | | | | **9,000** |
| Asset Refurbishment and Replacement Program | | | | | | | | | |
| - Retained Earnings | | | **4,000** | **6,000** | **6,000** | **2,000** | **2,000** | **5,000** | **25,000** |
| - Transfer from Prior Year Authorization - Retained Earnings | | **2,000** | | | | | | | |
| Total Asset Refurbishment and Replacement Program | 2-205 | **2,000** | **4,000** | **6,000** | **6,000** | **2,000** | **2,000** | **5,000** | **25,000** |
| West End Sewage Treatment Plant (WEWPCC) - Facilities Plan | 2-206 | | | | | **500** | | | **500** |
| Wastewater Hauling System Replacement | | **1,000** | | | | | | | |
| **Total Sewage Disposal System - Treatment** | | **4,980** | **13,000** | **6,000** | **6,000** | **2,500** | **28,800** | **5,000** | **61,300** |

Return to Table of Contents

| *CAPITAL PROJECTS SUMMARY* *(in Thousands of $)* | PAGE NO. | ADOPTED BUDGET 2017 | PRELIMINARY BUDGET BUDGET 2018 | FORECAST 2019 | 2020 | 2021 | 2022 | 2023 | 6 YEAR TOTAL 2018 - 2023 |
|---|---|---|---|---|---|---|---|---|---|
| ***Sewage Disposal System - Collection*** | | | | | | | | | |
| **Financed by Sewage Disposal System Retained Earnings:** | | | | | | | | | |
| Arc Flash Hazard Analysis and Remediation | | | | | | | | | |
| - Retained Earnings | | 424 | | 879 | 385 | 320 | 270 | | 1,854 |
| - Transfer from Prior Year Authorization - Retained Earnings | | | 767 | | | | | | 767 |
| Total Arc Flash Hazard Analysis and Remediation | 2-207 | 424 | 767 | 879 | 385 | 320 | 270 | | 2,621 |
| Lift Stations Upgrading | 2-208 | 2,332 | 2,750 | 2,950 | 3,050 | 6,250 | 6,250 | 6,250 | 27,500 |
| Plessis Road Interceptor | | 7,300 | | | | | | | |
| River Crossings Monitoring and Rehabilitation | | | | | | | | | |
| - Retained Earnings | | | 970 | 600 | | 100 | 3,150 | 350 | 5,170 |
| - Transfer from Prior Year Authorization - Retained Earnings | | 360 | | | | | | | |
| Total River Crossings Monitoring and Rehabilitation | 2-209 | 360 | 970 | 600 | | 100 | 3,150 | 350 | 5,170 |
| Combined Sewer Overflow and Basement Flood Management Strategy | | | | | | | | | |
| - Environmental Projects Reserve | | 8,180 | 26,098 | 23,603 | 26,108 | 25,612 | 28,118 | 27,624 | 157,163 |
| - Transfer from Prior Year Authorization - Environmental Projects Reserve | | 13,220 | | | | | | | |
| Total Combined Sewer Overflow and Basement Flood Management Strategy | 2-210 | 21,400 | 26,098 | 23,603 | 26,108 | 25,612 | 28,118 | 27,624 | 157,163 |
| Comminutor Chamber Rehabilitation Program | 2-212 | 1,100 | 1,100 | 1,200 | 1,300 | | | | 3,600 |
| Airport Area West Water and Sewer Servicing | | | | | | | | | |
| - Retained Earnings | | | 1,900 | | | | | | 1,900 |
| - External Funding | | | 250 | | | | | | 250 |
| Total Airport Area West Water and Sewer Servicing | 2-213 | | 2,150 | | | | | | 2,150 |
| Southwest Interceptor River Crossing | 2-214 | | 250 | | | | | 4,000 | 4,250 |
| Wastewater Services Facilities Plan | 2-215 | | | | 250 | | | | 250 |
| Environmental Standards Laboratory Facility Plan | 2-216 | | | | | | 500 | | 500 |
| Water and Waste Department (WWD) Business Intelligence | 2-217 | 210 | 1,560 | 600 | 480 | | | | 2,640 |
| Customer Billing and Work Management Systems Upgrades Program | 2-218 | 930 | 1,165 | 640 | 255 | 235 | 200 | 500 | 2,995 |
| Information Technology (IT) Asset Management | 2-219 | | | 400 | | | | | 400 |
| WWD Document Management System | 2-220 | | 350 | 350 | 300 | 300 | 200 | | 1,500 |
| WWD Learning Management System | 2-221 | | | 500 | | | | | 500 |
| Sewer Renewals | | | | | | | | | |
| - Sewer System Rehabilitation Reserve | 2-222 | 18,800 | 18,200 | 17,500 | 18,500 | 19,500 | 20,000 | 20,500 | 114,200 |
| **Total Sewage Disposal System - Collection** | | 52,856 | 55,360 | 49,222 | 50,628 | 52,317 | 58,688 | 59,224 | 325,439 |
| **TOTAL SEWAGE DISPOSAL SYSTEM (Utility Supported)** | | 57,836 | 68,360 | 55,222 | 56,628 | 54,817 | 87,488 | 64,224 | 386,739 |

| *CAPITAL PROJECTS SUMMARY* *(in Thousands of $)* | PAGE NO. | ADOPTED BUDGET 2017 | PRELIMINARY BUDGET BUDGET 2018 | FORECAST 2019 | 2020 | 2021 | 2022 | 2023 | 6 YEAR TOTAL 2018 - 2023 |
|---|---|---|---|---|---|---|---|---|---|
| **SOLID WASTE DISPOSAL SYSTEM** | | | | | | | | | |
| ***Solid Waste Disposal System - Landfill*** | | | | | | | | | |
| **Financed by Solid Waste Disposal Retained Earnings:** | | | | | | | | | |
| Brady Road Resource Management Facility - Administration Building | | | | | | | | | |
| - Retained Earnings | | 50 | | | | | | | |
| - External Debt | | 2,450 | | | | | | | |
| - Transfer from Prior Year Authorization - Retained Earnings | | 200 | | | | | | | |
| Total Brady Road Resource Management Facility - Administration Building | | 2,700 | | | | | | | |
| Brady Road Resource Management Facility - Cell Construction (formerly - Brady Road Resource Management Facility - Cell Construction - Phase 1) | 2-223 | 699 | | 1,907 | | 2,004 | | 3,281 | 7,192 |
| Brady Road Resource Management Facility - Drainage, Roadways and Site Improvements | | | | | | | | | |
| - Retained Earnings | | 200 | | 1,200 | 200 | | | | 1,400 |
| - External Debt | | | 2,800 | | | | | | 2,800 |
| Total Brady Road Resource Management Facility - Drainage, Roadways and Site Improvements | 2-224 | 200 | 2,800 | 1,200 | 200 | | | | 4,200 |
| Brady Road Resource Management Facility - Landfill Gas Capture Expansion (formerly - Brady Road Resource Management Facility - Landfill Gas Capture Expansion - Phase 2) | | | | | | | | | |
| - Brady Landfill Site Rehabilitation Reserve | 2-225 | | | | | | 4,236 | | 4,236 |
| Closed Landfill Site Improvement | | | | | | | | | |
| - Brady Landfill Rehabilitation Reserve | | 96 | 210 | 225 | 220 | 285 | 200 | 200 | 1,340 |
| - Transfer from Prior Year Authorization - Retained Earnings | | 86 | | | | | | | |
| Total Closed Landfill Site Improvement | 2-226 | 182 | 210 | 225 | 220 | 285 | 200 | 200 | 1,340 |
| Miscellaneous Land Acquisition | | | | | | | | | |
| - Retained Earnings | | | 800 | | | | | | 800 |
| - Transfer from Prior Year Authorization - Retained Earnings | | 800 | | | | | | | |
| Total Miscellaneous Land Acquisition | 2-227 | 800 | 800 | | | | | | 800 |
| **Total Solid Waste Disposal System - Landfill** | | 4,581 | 3,810 | 3,332 | 420 | 2,289 | 4,436 | 3,481 | 17,768 |

Return to Table of Contents

| *CAPITAL PROJECTS SUMMARY* *(in Thousands of $)* | PAGE NO. | ADOPTED BUDGET 2017 | PRELIMINARY BUDGET BUDGET 2018 | FORECAST 2019 | 2020 | 2021 | 2022 | 2023 | 6 YEAR TOTAL 2018 - 2023 |
|---|---|---|---|---|---|---|---|---|---|
| ***Solid Waste Disposal System - Collection*** | | | | | | | | | |
| **Financed by Solid Waste Disposal Waste Diversion Reserve:** | | | | | | | | | |
| Collection Management System | 2-228 | | **700** | **250** | | | | | **950** |
| Comprehensive Integrated Waste Management Strategy (CIWMS) - 4R Winnipeg Depots (Community Resource Recovery Centres) - External Debt | | **3,303** | | | | | | | |
| CIWMS - Garbage and Recycling Cart Asset Management | | | | | | | | | |
| - Waste Diversion Reserve | | **150** | | | | | | | |
| - Transfer from Prior Year Authorization - Waste Diversion Reserve | | **100** | | | | | | | |
| Total CIWMS - Garbage and Recycling Cart Asset Management | | **250** | | | | | | | |
| **Total Solid Waste Disposal System - Collection** | | **3,553** | **700** | **250** | | | | | **950** |
| **TOTAL SOLID WASTE DISPOSAL SYSTEM (Utility Supported)** | | **8,134** | **4,510** | **3,582** | **420** | **2,289** | **4,436** | **3,481** | **18,718** |
| **LAND DRAINAGE UTILITY FUND** | | | | | | | | | |
| ***Land Drainage and Flood Control (transferred to Utility fund effective 2018)*** | | | | | | | | | |
| ***Financed by Transfer from Sewage Disposal System Fund:*** | | | | | | | | | |
| Flood Pumping Station Rehabilitation | 2-229 | | **1,000** | **1,000** | **1,000** | **1,000** | **1,000** | **1,000** | **6,000** |
| Land Drainage Sewers - Regional / Local Streets (transferred to Land Drainage Utility fund effective 2018) | 2-230 | | **500** | **1,000** | **100** | **100** | **100** | **100** | **1,900** |
| Land Drainage and Combined Sewers Outfall Gate Structures | 2-231 | | **1,800** | **1,740** | **2,020** | | | | **5,560** |
| Stormwater Retention Basin Revetments | 2-232 | | **175** | | **430** | | **470** | | **1,075** |
| Land Drainage Utility | 2-233 | | | | **400** | **100** | | | **500** |
| Development Agreement Paybacks - Developer Capacity Charges | 2-234 | | **3,100** | **2,200** | **1,500** | | | | **6,800** |
| Outfall Rehabilitation | 2-235 | | **3,000** | **2,000** | **2,000** | **2,000** | **3,500** | **3,500** | **16,000** |
| Floodplain Management | 2-236 | | **215** | | | | | | **215** |
| **Total Land Drainage and Flood Control (Utility Supported)** | | | **9,790** | **7,940** | **7,450** | **3,200** | **5,070** | **4,600** | **38,050** |



Return to Table of Contents

| *CAPITAL PROJECTS SUMMARY* (in Thousands of $) | PAGE NO. | ADOPTED BUDGET 2017 | PRELIMINARY BUDGET | | | | | | 6 YEAR TOTAL |
|---|---|---|---|---|---|---|---|---|---|
| | | | BUDGET 2018 | FORECAST | | | | | |
| | | | | 2019 | 2020 | 2021 | 2022 | 2023 | 2018 - 2023 |
| ***SPECIAL OPERATING AGENCIES*** | | | | | | | | | |
| **WINNIPEG GOLF SERVICES** | | | | | | | | | |
| Golf Course Amenities | 2-237 | | | **1,000** | | | | | **1,000** |
| **TOTAL WINNIPEG GOLF SERVICES** | | | | **1,000** | | | | | **1,000** |
| **TOTAL SPECIAL OPERATING AGENCIES** | | | | **1,000** | | | | | **1,000** |





Return to Table of Contents

Return to Table of Contents

The City of Winnipeg

# Capital Project Detail

2018
Preliminary Capital Budget

and

2019 to 2023
Five Year Forecast

# Table of Contents

## Capital Projects Listing by Department


Public Works ..... 2-1
Community Services ..... 2-52
Winnipeg Police Service ..... 2-78
Fire Paramedic Service ..... 2-101
Planning, Property and Development ..... 2-108
Municipal Accommodations ..... 2-120
City Clerks ..... 2-142
Corporate Support Services ..... 2-147
Assessment and Taxation ..... 2-157
Transit ..... 2-161
Water and Waste ..... 2-176
Winnipeg Golf Services ..... 2-237


**Notes:**

1. Capital budget amounts are estimates only and are subject to materials management policy (e.g. tenders, bids, and contract awards including Public Private Partnership proposals).

2. The Public Service uses a cost estimate classification system based on the Association for the Advancement of Cost Engineering (AACE) International Recommended Practices for capital budget estimates - see Appendix 2.

Project Name: **Pedestrian and Cycling Program**

Standing Policy Committee: Infrastructure Renewal and Public Works

Department: Public Works
Project: 1832000118

Service: Roadway Construction and Maintenance
OurWinnipeg: Sustainability

| AUTHORIZATION | Previous Budgets | 2018 Estimate | FORECAST 2019 | 2020 | 2021 | 2022 | 2023 | Five-Year Forecast Total | Six-Year Total |
|---|---|---|---|---|---|---|---|---|---|
| Project Costs ($000's) | N/A * | 5,400 | 5,400 | 5,400 | 5,400 | 5,400 | 5,400 | 27,000 | 32,400 |
| Financed by: | | | | | | | | | |
| Cash to Capital | | | 2,700 | 2,778 | 2,895 | 2,535 | 2,700 | 13,608 | 13,608 |
| Province of Manitoba Roads | | 2,700 | 2,700 | 2,777 | 4,250 | 2,400 | 2,700 | 14,827 | 17,527 |
| Interim Financing from General Capital Fund / (Repayment) | 3,850 | | | (155) | (3,272) | (423) | | (3,850) | (3,850) |
| External Debt | | 2,700 | | | | | | - | 2,700 |
| Federal Gas Tax | | | | | 1,527 | 888 | | 2,415 | 2,415 |

| CASH FLOW | 2018 | 2019 | 2020 | 2021 | 2022 | 2023 | Beyond 2023 | Total |
|---|---|---|---|---|---|---|---|---|
| Project Costs ($000's) | 4,590 | 5,400 | 5,376 | 4,932 | 5,828 | 5,463 | 811 | 32,400 |
| Financed by: | | | | | | | | |
| Cash to Capital | | 2,295 | 2,766 | 2,877 | 2,589 | 2,675 | 406 | 13,608 |
| Province of Manitoba Roads | 2,295 | 2,700 | 2,765 | 4,029 | 2,678 | 2,655 | 405 | 17,527 |
| Interim Financing from General Capital Fund / (Repayment) | | | (155) | (3,272) | (423) | | | (3,850) |
| External Debt | 2,295 | 405 | | | | | | 2,700 |
| Federal Gas Tax | | | | 1,298 | 984 | 133 | | 2,415 |

| NET OPERATING IMPACT ($000's) | 2018 | 2019 | 2020 |
|---|---|---|---|
| Operating costs | | | |
| External debt and finance charges | 90 | 161 | 171 |
| Transfer to General Capital Fund | | 2,700 | 2,778 |
| **Total Direct Costs** | 90 | 2,861 | 2,949 |
| Less: Incremental Revenue/Recovery | 149 | 176 | 175 |
| **Net Cost/(Benefit)** | (59) | 2,685 | 2,774 |
| **Incremental Full Time Equivalent Positions** | - | - | - |

Class Estimate: Not applicable, as this is a scalable program

Projects in 2018 will not proceed to construction until a class 3 estimate is obtained.

Any surplus funds will automatically be transferred to the following years Pedestrian and Cycling Program Budget.

The Director of Public Works may be required to reallocate funds within the Pedestrian and Cycling Program based on financing requirements.

On July 15, 2015 Council approved the Winnipeg Pedestrian and Cycling Strategies (PCS) with the following motion: All costs included in the Pedestrian and Cycling Strategies are estimates, no budget allocation is included with the approval of the Pedestrian and Cycling Strategies document, and all projects and project costs relating to the Pedestrian and Cycling Strategies document will be considered by City Council through the annual budget process. Pedestrian and Cycling Action Plans will be presented to the Standing Policy Committee for information on a yearly basis to provide status updates on previous and current projects.

On July 13, 2016 Council approved the recommendation of the Standing Policy Committee on Infrastructure Renewal and Public Works: That all projects related to the Pedestrian and Cycling Strategies document be submitted to the Standing Policy Committee on Infrastructure Renewal and Public Works for recommendation to Council.

***Pedestrian and Cycling Program (continued):***

The Pedestrian and Cycling Program supports the delivery of the City's long-term vision to maximize transportation options by ensuring the accessibility, comfort, and safety of walking and cycling in Winnipeg.

Budget is used for the construction of new pedestrian and cycling facilities, facilities enhancements, studies and support for public education, awareness and promotions of walking and cycling. Funding is also used to support public engagement and design studies in advance of planned road renewals.

On September 27, 2017 Council approved a first charge against the 2018 Capital Budget of up to $2.250 million for the Protected Bike Lanes McDermot Avenue/Bannatyne Avenue (Phase 2) project, and approved an additional $3.850 million in 2017 financed by Interim Financing from General Capital Fund for Chief Peguis Trail - Kildonan Settlers Bridge Pedestrian and Cycling Improvements. This interim financing was previously planned to be repaid over five years starting in 2019; the repayment will now be completed by 2022.

* N/A - No amounts have been included in the "Previous Budgets" due to this projects on-going nature.

The Pedestrian and Cycling Program supports the following program areas:

***New Regional Sidewalks***-

Construction of new sidewalks on regional streets where none presently exist and where provision is warranted. Provides additional funding to support pedestrian crossings improvements and/or crossing upgrades on regional streets. Future locations that are to be determined will be identified through the annual Pedestrian and Cycling Action Plan or through the yearly Capital Budget process.

***New Non-Regional Sidewalks***-

Construction of new sidewalk on non-regional street must meet at least one of the following:

> connect existing sidewalks to a significant destination business/public facility/senior facility, etc. and have been identified by a Neighbourhood Based Consultation Program (for example a School Travel Plan or Neighbourhood Area Plan);

> is located within 1.5 km of a school and have been identified by a Neighbourhood Based Consultation process (for example a School Travel Plan or Neighbourhood Area Plan);

> is required to connect pedestrians to a bus stop, where the property owners fronting the proposed sidewalk are not considered to be the main or a major benefiter from the new sidewalk, and likely would not support the sidewalk as a Local Improvement.

Future locations that are to be determined will be identified through the annual Pedestrian and Cycling Action Plan or through the yearly Capital Budget process.

***Bicycle Corridors***

McDermot/Bannatyne Phase 2 (Kate to Waterfront Drive) will be jointly funded with the Federal Government.

Adjustable Protected Bike Lanes / Surface condition road improvements. Builds on Phase 1. Provides east-west bicycle connection for many north-south transit routes. Improves street crossing for pedestrians and adds protected bike lanes. Supported by the Pedestrian and Cycling Strategies (policy).

Interim financing will fund the City's share of the Chief Peguis Trail - Kildonan Settlers Bridge Pedestrian and Cycling Improvements, which is jointly funded with the Federal government.

A protected multi-use pedestrian/cycle path will be constructed along Chief Peguis Trail from Henderson Highway to west of Main Street. This project will modify the existing bridge deck of the eastbound Chief Peguis Bridge over the Red River, relocating the traffic barriers on the south side of the bridge to accommodate an improved protected pedestrian/cycling path. It will connect the recently constructed Chief Peguis Trail Greenway that was partially funded federally, to the North Winnipeg Parkway.

Development of new bicycle facilities on the Bicycle Network as prioritized in the Pedestrian and Cycling Strategies. Provides support to complete gaps in the Bicycle Network. Supports the supply and installation of permanent and temporary bicycle parking through an annual Bicycle Parking Grant program. Provides additional funding to support the development of Neighbourhood Greenways during local street renewal projects. Considers support for a pedestrian and cycling monitoring strategy.

***Public Education, Awareness and Promotion***

Support educational programming, public safety and awareness in support of walking and cycling. Supports the promotion of new and existing pedestrian and cycling facilities including a walking and cycling communications strategy. Considers support for a City-wide wayfinding system.

***Recreational Walkways and Bicycle Paths***

Construction of new recreational walkways and off-street bicycle paths facilities where no walkway or cycle facility presently exists, and where the provision of such a facility is warranted.

See next pages for program details.

*Pedestrian and Cycling Program (continued):*

| PEDESTRIAN AND CYCLING PROGRAM<br>Authorization ($000's) | 2018 | 2019 | 2020 | 2021 | 2022 | 2023 | Six-Year Total |
|---|---|---|---|---|---|---|---|
| **New Regional Sidewalks:** | | | | | | | |
| Accessibility improvements to Victoria Hospital Pembina Hwy & Dartmouth Dr | 150 | | | | | | 150 |
| Various locations to be identified | | | 500 | 500 | 500 | 500 | 2,000 |
| **New Non-Regional Sidewalks:** | | | | | | | |
| Mcbey Ave, Summerlands Blvd to Country Club Blvd | 25 | | | | | | 25 |
| Jones St, McAdam Rd to Smithfield Rd | 60 | | | | | | 60 |
| Gateway Rd, east side, Headmaster Row to Bonner Ave | 250 | | | | | | 250 |
| Cliffwood Dr west/Newcroft Rd north/Shamrock Dr south | | 200 | | | | | 200 |
| Wellington Cres, north side, from Omands Path to Renfrew St | | 200 | | | | | 200 |
| Various locations to be identified | | | 500 | 500 | 500 | 500 | 2,000 |
| **Bicycle Corridors:** | | | | | | | |
| McDermot/Bannatyne Phase 2 (Kate to Waterfront Drive) | 2,250 | | | | | | 2,250 |
| Wolseley Ave / Westminster Ave/ Balmoral St / Granite Way Preliminary Design & Construction phase 1 | 250 | | 600 | | | | 850 |
| Princess Street -- Higgins Ave to William Ave Functional Design | 200 | | | | | | 200 |
| Public Library Bike Amenities--various locations | 100 | | | | | | 100 |
| St Boniface West -- East Corridor Study and Improvements | | 550 | 350 | | | | 900 |
| Maryland Ave/Sherbrook Ave Upgrade to Protected Bike Lane | | 250 | | | | | 250 |
| Leila Avenue Functional Bicycle Facility Study | | 250 | | | | | 250 |
| Waverley Street -- John Angus Drive to Victor Lewis Drive Preliminary Design | | 300 | | | | | 300 |
| Cyclist Detection Signal Actuation, select locations | | | 150 | | | | 150 |
| Hargrave St/Carlton St Study & Functional Design | | | 250 | | | | 250 |
| Keewatin St Pathway -- Burrows Ave to Gallagher Ave Functional Design | | 300 | | | | | 300 |
| Various locations to be identified | | | | 1,950 | 2,400 | 2,450 | 6,800 |
| **Bicycle Parking Partnership Grants:** | 60 | 100 | 30 | | | | 190 |
| 2018 Green Action Centre -- School bike parking ($20,000) | | | | | | | |
| 2018 Academy Road BIZ ($5,000) | | | | | | | |
| 2018 Osborne Village BIZ ($10,000) | | | | | | | |
| 2018 Norwood Grove BIZ ($10,000) | | | | | | | |
| 2018 Bike Winnipeg -- ($15,000) | | | | | | | |
| **Recreational Walkways and Bicycle Paths:** | | | | | | | |
| Transcona Trail -- Regent Ave to Panet Ave Property Acquisition & Construction | 300 | 1,700 | | | | | 2,000 |
| North Winnipeg Parkway -- James Ave to Pacific Ave Construction | 300 | | | | | | 300 |
| Northeast Pioneers Greenway Connection to Archibald Property Acquisition | 300 | | | | | | 300 |
| Yellow Ribbon Greenway Extension to St Matthews Ave Construction | 750 | | | | | | 750 |
| Churchill Pathway -- Churchill Dr to Togo Ave Property Acquisition & Construction | | 1,350 | 1,300 | | | | 2,650 |
| Bishop Grandin North Side -- Waverley Ave to Sugar Beet Development Construction | | | 325 | | | | 325 |
| North Winnipeg Parkway -- Rover Ave to Chief Peguis Trail Study | | | 400 | | | | 400 |

***Pedestrian and Cycling Program (continued):***

| PEDESTRIAN AND CYCLING PROGRAM<br>Authorization ($000's) | 2018 | 2019 | 2020 | 2021 | 2022 | 2023 | Six-Year Total |
|---|---|---|---|---|---|---|---|
| Various locations to be identified | | | | 1,700 | 1,700 | 1,700 | 5,100 |
| **Public Education, Awareness and Promotion:** | | | | | | | |
| Partnership Grant Program:<br>International Trails Day (Winnipeg Trails) $7,000<br>Winnipeg Trails $16,000<br>Bike Week Winnipeg $35,000<br>Ciclovia $5,000<br>Winnipeg Repair, Education and Cycling Hub (WRENCH) $30,000<br>Moveable Feast (Downtown Winnipeg BIZ) $1,250<br>Bike Friendly Business Program (Downtown Winnipeg BIZ) $9,000<br>Pedal in the Peg (Downtown Winnipeg BIZ) $1,750<br>Commuter Challenge (Green Action Centre) $20,000<br>Bike to School Month (Green Action Centre) $10,000<br>Bike Education and Skills Training (Green Action Centre) $20,000 | 155 | | | | | | 155 |
| Various - to be identified | | 150 | 180 | 200 | 200 | 200 | 930 |
| **Total Partnership Grant Program** | **155** | **150** | **180** | **200** | **200** | **200** | **930** |
| Communication and Education Strategy Roll-out | 100 | | 100 | | 50 | | 250 |
| Bicycle Wayfinding Audit and Consultation | 150 | | | | | | 150 |
| Safe Routes to School Study and Consultation | | 50 | 50 | 50 | 50 | 50 | 250 |
| Bicycle Wayfinding Production and Installation | | | 500 | 500 | | | 1,000 |
| **Total Pedestrian and Cycling Program** | **5,400** | **5,400** | **5,400** | **5,400** | **5,400** | **5,400** | **32,400** |

Next page will detail additional Active Transportation funding in other projects.

***Pedestrian and Cycling Program (continued):***

The following projects include Active Transportation (AT) facilities funding:

| Project | 2018 | 2019 | 2020 | 2021 | 2022 | 2023 | Total |
|---|---|---|---|---|---|---|---|
| **Fermor Avenue Bridge (Seine River)** | | | | | | | |
| - Mixed use sidewalk on Bridge, AT Tunnel, AT connecting paths | 2,500 | 2,500 | | | | | 5,000 |
| **Saskatchewan Avenue Culvert (Sturgeon Creek)** | | | | | | | |
| - Mixed use sidewalk on Bridge | 500 | | | | | | 500 |
| **Pembina Hwy Overpass (Bishop Grandin)** | | | | | | | |
| -To be determined (TBD) | | | | | TBD | TBD | - |
| **Regional Street Renewals:** | | | | | | | |
| Empress St / Empress St E / Westway / Eastway - St Matthews to Portage | | | | | | | |
| - protected bicycle lanes | 4,000 | | | | | | 4,000 |
| Garry/Notre Dame - Notre Dame to Assiniboine/Portage to Princess | | | | | | | |
| - two way protected bicycle lanes | 3,500 | 3,500 | | | | | 7,000 |
| Pembina Hwy NB - Ducharme to Cloutier | | | | | | | |
| - asphalt bike path | 500 | | | | | | 500 |
| Ellice Ave - Arlington to Maryland | | | | | | | |
| -** to be determined | | ** | | | | | - |
| Colony - Ellice to Portage | | | | | | | |
| -** to be determined | | ** | | | | | - |
| Memorial - York to St Mary | | | | | | | |
| -** to be determined | | ** | | | | | - |
| Arlington St - Notre Dame to William | | | | | | | |
| - ** to be determined | | | | | | ** | - |
| | **11,000** | **6,000** | **-** | **-** | **-** | **-** | **17,000** |

Project Name: **Tache Promenade**

Standing Policy Committee: Infrastructure Renewal and Public Works

Department: Public Works
Project: 1833000118
Service: City Beautification
OurWinnipeg: Sustainability

| AUTHORIZATION | Previous Budgets | 2018 Estimate | FORECAST 2019 | 2020 | 2021 | 2022 | 2023 | Five-Year Forecast Total | Six-Year Total |
|---|---|---|---|---|---|---|---|---|---|
| Project Costs ($000's) | 10,000 | - | - | - | - | - | - | - | - |
| Financed by: | | | | | | | | | |
| Cash to Capital | | | | 3,000 | | | | 3,000 | 3,000 |
| Interim Financing from General Capital Fund / (Repayment) | | | | (3,000) | | | | (3,000) | (3,000) |

| CASH FLOW | 2018 | 2019 | 2020 | 2021 | 2022 | 2023 | Beyond 2023 | Total |
|---|---|---|---|---|---|---|---|---|
| Project Costs ($000's) | - | - | - | - | - | - | - | - |
| Financed by: | | | | | | | | |
| Cash to Capital | | | 3,000 | | | | | 3,000 |
| Interim Financing from General Capital Fund / (Repayment) | | | (3,000) | | | | | (3,000) |

| NET OPERATING IMPACT ($000's) | 2018 | 2019 | 2020 |
|---|---|---|---|
| Operating costs | | | |
| External debt and finance charges | | | |
| Transfer to General Capital Fund | | | 3,000 |
| **Total Direct Costs** | - | | 3,000 |
| Less: Incremental Revenue/Recovery | | | |
| **Net Cost/(Benefit)** | - | | 3,000 |
| **Incremental Full Time Equivalent Positions** | - | - | - |

Class Estimate: 3

A number of community initiatives are underway to renew the Tache Promenade including enhanced pedestrian connections and viewing locations as well and connections to the Canadian Museum for Human Rights, St. Boniface Hospital, St, Boniface Basilica, Provencher Boulevard, the Downtown and with the Red River.

This capital project consists of riverbank stabilization, construction of a Tree Top Lookout, including a public art component and expansion of the sidewalk forming part of the St. Boniface River Trail.

| Previous Budget ($000's) | 2017 Adopted | Council Report Sept. 27, 2017 | Revised Budget |
|---|---|---|---|
| Winnipeg Foundation | 1,103 | (103) | 1,000 |
| Winnipeg Arts Council | 200 | (200) | - |
| Interim Financing from General Capital Fund / (Repayment) | 3,000 | | 3,000 |
| **Sub-Total** | **4,303** | **(303)** | **4,000** |
| Cash to Capital | 685 | 4,415 | 5,100 |
| Land Dedication Reserve | 200 | | 200 |
| Canada 150 Infrastructure Fund | | 500 | 500 |
| Building Communities II | | 200 | 200 |
| | **5,188** | **4,812** | **10,000** |

Project Name: **Developer Payback - Various Locations**

Standing Policy Committee: Infrastructure Renewal and Public Works

Department: Public Works
Project: 1807000118

Service: Roadway Construction and Maintenance
OurWinnipeg: Key Directions for the Entire City

| AUTHORIZATION | Previous Budgets | 2018 Estimate | FORECAST 2019 | 2020 | 2021 | 2022 | 2023 | Five-Year Forecast Total | Six-Year Total |
|---|---|---|---|---|---|---|---|---|---|
| Project Costs ($000's) | N/A * | 10,137 | - | 16,113 | - | - | - | 16,113 | 26,250 |
| Financed by: | | | | | | | | | |
| Cash to Capital | | | | 9,177 | | | | 9,177 | 9,177 |
| Federal Gas Tax | | 3,321 | | 6,936 | | | | 6,936 | 10,257 |
| External Debt | | 6,816 | | | | | | - | 6,816 |

| CASH FLOW | 2018 | 2019 | 2020 | 2021 | 2022 | 2023 | Beyond 2023 | Total |
|---|---|---|---|---|---|---|---|---|
| Project Costs ($000's) | 10,137 | - | 16,113 | - | - | - | - | 26,250 |
| Financed by: | | | | | | | | |
| Cash to Capital | | | 9,177 | | | | | 9,177 |
| Federal Gas Tax | 3,321 | | 6,936 | | | | | 10,257 |
| External Debt | 6,816 | | | | | | | 6,816 |

| NET OPERATING IMPACT ($000's) | 2018 | 2019 | 2020 |
|---|---|---|---|
| Operating costs | | | |
| External debt and finance charges | 269 | 428 | 428 |
| Transfer to General Capital Fund | | | 9,177 |
| **Total Direct Costs** | 269 | 428 | 9,605 |
| Less: Incremental Revenue/Recovery | 203 | | 322 |
| **Net Cost/(Benefit)** | 66 | 428 | 9,283 |
| **Incremental Full Time Equivalent Positions** | - | - | - |

Class Estimate: 3 - applies to 2018 only

A development agreement payback is the required funding to enable the City to fulfill a Council approved contractual obligation for certain works constructed by the developer within the right-of-way or to obtain land required to establish or expand right-of-ways.

The current funding requirements are based on planning level assessments.

See next page for program details.

***Developer Payback - Various Locations (continued):***

| Funds will be allocated to: | 2018 | 2019 | 2020 | 2021 | 2022 | 2023 | Total |
|---|---|---|---|---|---|---|---|
| Peguis Street (Hydro and Sumka properties) AT path and roadworks (AG 15/13) | 750 | | | | | | 750 |
| Jefferson Avenue, from existing pavement east of Dr. Jose Rizal Way to the rear lotline of lots fronting west side of Luzo Bay: 50% of cost of construction of pavement including boulevards, sidewalks on both sides, and street lighting (AG 15/12) | 400 | | | | | | 400 |
| Dr. Jose Rizal Way E/S, between Dzogan Court and Jefferson Ave.: sidewalk, street lighting and landscaping in the east boulevard (AG 15/12) | 250 | | | | | | 250 |
| Twinning of Keewatin Street from north of Inkster Blvd to Adsum Drive and Dr. Jose Rizal Way from Adsum Drive to Water Ridge Path. (AG 15/12) | 7,937 | | | | | | 7,937 |
| Extension of Warde Avenue from Lagimodiere Blvd to Blvd Des Hivernants. (AG 51/05) | 800 | | | | | | 800 |
| Kildare Avenue extension (AG 10/13) | | | 16,113 | | | | 16,113 |
| | **10,137** | **-** | **16,113** | **-** | **-** | **-** | **26,250** |

* N/A - No amounts have been included in the "Previous Budgets" due to this project's on-going nature.

Project Name: **Tuxedo Yards Development**

Standing Policy Committee: Property and Development, Heritage, and Downtown Development

Department: Public Works
Project: 1807000518

Service: Roadway Construction and Maintenance
OurWinnipeg: Opportunity

| AUTHORIZATION | Previous Budgets | 2018 Estimate | FORECAST 2019 | 2020 | 2021 | 2022 | 2023 | Five-Year Forecast Total | Six-Year Total |
|---|---|---|---|---|---|---|---|---|---|
| Project Costs ($000's) | 14,875 | 2,444 | 1,874 | 1,880 | - | - | - | 3,754 | 6,198 |
| Financed by: | | | | | | | | | |
| Economic Development Investment Reserve | 6,775 | 2,444 | 1,874 | 1,880 | | | | 3,754 | 6,198 |
| Provincial Government Funding | 8,000 | | | | | | | - | - |
| Other | 100 | | | | | | | - | - |

| CASH FLOW | 2018 | 2019 | 2020 | 2021 | 2022 | 2023 | Beyond 2023 | Total |
|---|---|---|---|---|---|---|---|---|
| Project Costs ($000's) | 2,444 | 1,874 | 1,880 | - | - | - | - | 6,198 |
| Financed by: | | | | | | | | |
| Economic Development Investment Reserve | 2,444 | 1,874 | 1,880 | | | | | 6,198 |

| NET OPERATING IMPACT ($000's) | 2018 | 2019 | 2020 |
|---|---|---|---|
| Operating costs | 2,444 | 1,874 | 1,880 |
| External debt and finance charges | | | |
| Transfer to General Capital Fund | | | |
| **Total Direct Costs** | 2,444 | 1,874 | 1,880 |
| Less: Incremental Revenue/Recovery | 2,523 | 1,935 | 1,941 |
| **Net Cost/(Benefit)** | (79) | (61) | (61) |
| **Incremental Full Time Equivalent Positions** | - | - | - |

Class Estimate: 1

On March 25, 2009, Council approved the recommendations contained in the "Tuxedo Yards Redevelopment" report and directed the Public Service to enter into a Strategic Economic Agreement with the Developer for the development of 1.5 million square feet of mixed-use commercial development at the southwest and northwest quadrants of Sterling Lyon Parkway and Kenaston Boulevard. Pursuant to this Agreement, the Developer was responsible for the financing of all costs of off-site infrastructure and servicing, any acquisitions of land required and of relocating Manitoba Hydro services located in City right-of-ways. Further, the Developer is entitled to recover from the City approximately $12 million of such costs (plus interest) subject to the conditions outlined in the Strategic Economic Agreement.

The Agreement also included provisions regarding the responsibility of the Developer for the acquisition of certain lands (to a maximum of $450,000) and the construction and/or modification of certain railway crossings (to a maximum of $500,000). The Agreement provided that these costs will be funded by the City of Winnipeg and deducted from the $12 million entitled to be recovered by the Developer.

On September 14, 2009, the City of Winnipeg (City) and the Province of Manitoba (Province) entered into the "Manitoba - Winnipeg Offsite Infrastructure Funding Agreement" whereby the Province provided $8 million in funding, paid in equal installments from 2010 to 2012, to the City. The City in turn paid the Developer the equivalent amount upon receipt of payment from the Province.

On May 24, 2017, Council approved that the expenditures of up to $465,000 in 2017 prior to the adoption of the 2018 Capital Budget be authorized, as a first charge against the General Capital Fund, in accordance with Subsection 288(2) of the City of Winnipeg Charter, to pay the remaining portion of 2016 incremental municipal taxes plus interest to the developer, Minox Equities Ltd., in accordance with the September 2009 Strategic Economic Agreement related to the Tuxedo Yards Development. The actual first charge amount was $450,000 that, combined with $1.994 million in estimated 2017 incremental municipal taxes plus interest, comprises the 2018 budget amount of $2.444 million.

Amounts budgeted from 2018 to 2020, inclusive of the $450,000 first charge amount, represent repayment to the Developer of the remaining City contribution totaling approximately $6.198 million, and are equivalent to estimated incremental municipal realty and business taxes to be generated by the development from 2018 to 2020 plus interest.

Project Name: **Transportation Master Plan**

Standing Policy Committee: Infrastructure Renewal and Public Works

Department: Public Works
Project: 1833000118

Service: Transportation Planning and Traffic Management
OurWinnipeg: Sustainability

| AUTHORIZATION | Previous Budgets | 2018 Estimate | FORECAST 2019 | 2020 | 2021 | 2022 | 2023 | Five-Year Forecast Total | Six-Year Total |
|---|---|---|---|---|---|---|---|---|---|
| Project Costs ($000's) | N/A * | - | 250 | 250 | 250 | 250 | 250 | 1,250 | 1,250 |
| Financed by: | | | | | | | | | |
| Cash to Capital | | | 250 | 125 | 125 | 250 | 250 | 1,000 | 1,000 |
| Province of Manitoba Roads | | | | 125 | 125 | | | 250 | 250 |

| CASH FLOW | 2018 | 2019 | 2020 | 2021 | 2022 | 2023 | Beyond 2023 | Total |
|---|---|---|---|---|---|---|---|---|
| Project Costs ($000's) | - | 213 | 250 | 250 | 250 | 250 | 37 | 1,250 |
| Financed by: | | | | | | | | |
| Cash to Capital | | 213 | 144 | 125 | 231 | 250 | 37 | 1,000 |
| Province of Manitoba Roads | | | 106 | 125 | 19 | | | 250 |

| NET OPERATING IMPACT ($000's) | 2018 | 2019 | 2020 |
|---|---|---|---|
| Operating costs | | | |
| External debt and finance charges | | | |
| Transfer to General Capital Fund | | 250 | 125 |
| **Total Direct Costs** | - | 250 | 125 |
| Less: Incremental Revenue/Recovery | | 7 | 8 |
| **Net Cost/(Benefit)** | - | 243 | 117 |
| **Incremental Full Time Equivalent Positions** | - | - | - |

Class Estimate: 3

Updating information that affects the recommendations in the TMP (Transportation Master Plan) is necessary to account for temporal changes in land use and transportation needs. This is also required to meet the needs of OurWinnipeg and Complete Communities.

A comprehensive revision at an estimated cost of $1 million will need to be undertaken following the anticipated completion in 2019 of the update to OurWinnipeg and is not included in the budgets above.

* N/A - No amounts have been included in the "Previous Budgets" due to this project's on-going nature.

Project Name: **Traffic Signals Improvements**

Standing Policy Committee: Infrastructure Renewal and Public Works

Department: Public Works
Project: 1831100118

Service: Transportation Planning and Traffic Management
OurWinnipeg: Sustainability

| AUTHORIZATION | Previous Budgets | 2018 Estimate | FORECAST 2019 | 2020 | 2021 | 2022 | 2023 | Five-Year Forecast Total | Six-Year Total |
|---|---|---|---|---|---|---|---|---|---|
| Project Costs ($000's) | N/A* | 215 | 1,030 | 1,030 | 1,030 | - | - | 3,090 | 3,305 |
| Financed by: | | | | | | | | | |
| Cash to Capital | | | 1,030 | | 1,030 | | | 2,060 | 2,060 |
| Frontage Levy | | | | 515 | | | | 515 | 515 |
| Province of Manitoba Roads | | 215 | | 515 | | | | 515 | 730 |

| CASH FLOW | 2018 | 2019 | 2020 | 2021 | 2022 | 2023 | Beyond 2023 | Total |
|---|---|---|---|---|---|---|---|---|
| Project Costs ($000's) | 183 | 908 | 1,030 | 1,030 | 154 | - | - | 3,305 |
| Financed by: | | | | | | | | |
| Cash to Capital | | 876 | 154 | 876 | 154 | | | 2,060 |
| Frontage Levy | | | 438 | 77 | | | | 515 |
| Province of Manitoba Roads | 183 | 32 | 438 | 77 | | | | 730 |

| NET OPERATING IMPACT ($000's) | 2018 | 2019 | 2020 |
|---|---|---|---|
| Operating costs | 219 | 252 | 285 |
| External debt and finance charges | | | |
| Transfer to General Capital Fund | | 1,030 | |
| **Total Direct Costs** | 219 | 1,282 | 285 |
| Less: Incremental Revenue/Recovery | 6 | 30 | 33 |
| **Net Cost/(Benefit)** | 213 | 1,252 | 252 |
| **Incremental Full Time Equivalent Positions** | - | - | - |

Class Estimate: Not applicable, as this is a scalable program

This is an annual program which includes city-wide installation of:

- audible pedestrian signals following the 2008 agreement between the City of Winnipeg and the Human Rights Commission obligating the City to complete all installations by the year 2023. The installations are expected to be completed in 2021.
- pedestrian countdown signals following a successful pilot project completed in 2012.

* N/A - No amounts have been included in the "Previous Budgets" due to this project's on-going nature. This program was previously a sub-program of the Traffic Engineering Improvements program.

Project Name: **Traffic Signals Loops**

Standing Policy Committee: Infrastructure Renewal and Public Works

Department: Public Works
Project: 1831100218

Service: Transportation Planning and Traffic Management
OurWinnipeg: Sustainability

| AUTHORIZATION | Previous Budgets | 2018 Estimate | FORECAST 2019 | 2020 | 2021 | 2022 | 2023 | Five-Year Forecast Total | Six-Year Total |
|---|---|---|---|---|---|---|---|---|---|
| Project Costs ($000's) | N/A * | 100 | 250 | 250 | 250 | 250 | 250 | 1,250 | 1,350 |
| Financed by: | | | | | | | | | |
| Cash to Capital | | 50 | 250 | | | 250 | 250 | 750 | 800 |
| Frontage Levy | | | | 125 | 125 | | | 250 | 250 |
| Province of Manitoba Roads | | 50 | | 125 | 125 | | | 250 | 300 |

| CASH FLOW | 2018 | 2019 | 2020 | 2021 | 2022 | 2023 | Beyond 2023 | Total |
|---|---|---|---|---|---|---|---|---|
| Project Costs ($000's) | 86 | 227 | 249 | 250 | 250 | 250 | 38 | 1,350 |
| Financed by: | | | | | | | | |
| Cash to Capital | 43 | 220 | 37 | | 212 | 250 | 38 | 800 |
| Frontage Levy | | | 106 | 125 | 19 | | | 250 |
| Province of Manitoba Roads | 43 | 7 | 106 | 125 | 19 | | | 300 |

| NET OPERATING IMPACT ($000's) | 2018 | 2019 | 2020 |
|---|---|---|---|
| Operating costs | 15 | 23 | 31 |
| External debt and finance charges | | | |
| Transfer to General Capital Fund | 50 | 250 | |
| **Total Direct Costs** | 65 | 273 | 31 |
| Less: Incremental Revenue/Recovery | 3 | 7 | 8 |
| **Net Cost/(Benefit)** | 62 | 266 | 23 |
| **Incremental Full Time Equivalent Positions** | - | - | - |

Class Estimate: Not applicable, as this is a scalable program

This is an annual program which includes city-wide installation of vehicle detection loops in order to maintain proper (designed) operation of signalized intersections.

* N/A - No amounts have been included in the "Previous Budgets" due to this project's on-going nature.

Project Name: **Permanent Traffic Monitoring Stations**

Standing Policy Committee: Infrastructure Renewal and Public Works

Department: Public Works
Project: 1831200118

Service: Transportation Planning and Traffic Management
OurWinnipeg: Sustainability

| AUTHORIZATION | Previous Budgets | 2018 Estimate | FORECAST 2019 | 2020 | 2021 | 2022 | 2023 | Five-Year Forecast Total | Six-Year Total |
|---|---|---|---|---|---|---|---|---|---|
| Project Costs ($000's) | N/A * | 770 | 945 | 645 | - | - | - | 1,590 | 2,360 |
| Financed by: | | | | | | | | | |
| Cash to Capital | | | 945 | | | | | 945 | 945 |
| Internal Financing | | 385 | | | | | | - | 385 |
| Frontage Levy | | | | 323 | | | | 323 | 323 |
| Province of Manitoba Roads | | 385 | | 322 | | | | 322 | 707 |

| CASH FLOW | 2018 | 2019 | 2020 | 2021 | 2022 | 2023 | Beyond 2023 | Total |
|---|---|---|---|---|---|---|---|---|
| Project Costs ($000's) | 654 | 919 | 690 | 97 | - | - | - | 2,360 |
| Financed by: | | | | | | | | |
| Cash to Capital | | 803 | 142 | | | | | 945 |
| Internal Financing | 327 | 58 | | | | | | 385 |
| Frontage Levy | | | 274 | 49 | | | | 323 |
| Province of Manitoba Roads | 327 | 58 | 274 | 48 | | | | 707 |

| NET OPERATING IMPACT ($000's) | 2018 | 2019 | 2020 |
|---|---|---|---|
| Operating costs | 10 | 10 | 10 |
| Debt and finance charges | | 57 | 57 |
| Transfer to General Capital Fund | | 945 | |
| **Total Direct Costs** | 10 | 1,012 | 67 |
| Less: Incremental Revenue/Recovery | 21 | 30 | 22 |
| **Net Cost/(Benefit)** | (11) | 982 | 45 |
| **Incremental Full Time Equivalent Positions** | - | - | - |

Class Estimate: Not applicable, as this is a scalable program

This project is to implement a city wide traffic monitoring system that will include installation of permanent traffic monitoring stations with a live traffic flow map and database, to support active traffic management (by Traffic Monitoring Centre) and short/long term transportation, utilities & development planning (by Public Works, Water & Waste and Planning, Property and Development departments).

* N/A - No amounts have been included in the "Previous Budgets" due to this project's on-going nature.

Project Name: **Traffic Engineering Improvements - Various Locations**

Standing Policy Committee: Infrastructure Renewal and Public Works

Department: Public Works
Project: 1831000118

Service: Transportation Planning and Traffic Management
OurWinnipeg: Key Directions for the Entire City

| AUTHORIZATION | Previous Budgets | 2018 Estimate | FORECAST 2019 | 2020 | 2021 | 2022 | 2023 | Five-Year Forecast Total | Six-Year Total |
|---|---|---|---|---|---|---|---|---|---|
| Project Costs ($000's) | N/A * | 1,100 | 2,375 | 1,900 | 1,900 | 1,900 | 1,900 | 9,975 | 11,075 |
| Financed by: | | | | | | | | | |
| Cash to Capital | | | 1,575 | | | 1,300 | 1,900 | 4,775 | 4,775 |
| Internal Financing | | 250 | | | | | | - | 250 |
| Frontage Levy | | | | 950 | 950 | | | 1,900 | 1,900 |
| Province of Manitoba Roads | | 850 | 800 | 950 | 950 | 600 | | 3,300 | 4,150 |

| CASH FLOW | 2018 | 2019 | 2020 | 2021 | 2022 | 2023 | Beyond 2023 | Total |
|---|---|---|---|---|---|---|---|---|
| Project Costs ($000's) | 936 | 2,184 | 1,970 | 1,900 | 1,900 | 1,900 | 285 | 11,075 |
| Financed by: | | | | | | | | |
| Cash to Capital | | 1,339 | 236 | | 1,105 | 1,810 | 285 | 4,775 |
| Internal Financing | 213 | 37 | | | | | | 250 |
| Frontage Levy | | | 808 | 950 | 142 | | | 1,900 |
| Province of Manitoba Roads | 723 | 808 | 926 | 950 | 653 | 90 | | 4,150 |

| NET OPERATING IMPACT ($000's) | 2018 | 2019 | 2020 |
|---|---|---|---|
| Operating costs | 15 | 23 | 23 |
| Debt and finance charges | | 37 | 37 |
| Transfer to General Capital Fund | | 1,575 | |
| **Total Direct Costs** | 15 | 1,635 | 60 |
| Less: Incremental Revenue/Recovery | 30 | 71 | 64 |
| **Net Cost/(Benefit)** | (15) | 1,564 | (4) |
| **Incremental Full Time Equivalent Positions** | - | - | - |

Class Estimate: Not applicable, as this is a scalable program

This is an annual program which includes city-wide installation of:

- new full signals, half signals and pedestrian corridors based on priority warrant systems **
- roadside safety improvements
- traffic calming measures
- left turn signal phases
- traffic sign upgrades
- railway crossing safety improvements
- installation of permanent pavement markings
- research studies and operational reviews

* N/A - No amounts have been included in the "Previous Budgets" due to this project's on-going nature.

** Locations are submitted to Standing Policy Committee on Infrastructure Renewal and Public Works for approval prior to construction.

Project Name: **Parking and Street Enhancements Program in Exchange District**

Standing Policy Committee: Infrastructure Renewal and Public Works

Department: Public Works
Project: 1833000218

Service: Transportation Planning and Traffic Management
OurWinnipeg: Sustainability

| AUTHORIZATION | Previous Budgets | 2018 Estimate | FORECAST 2019 | 2020 | 2021 | 2022 | 2023 | Five-Year Forecast Total | Six-Year Total |
|---|---|---|---|---|---|---|---|---|---|
| Project Costs ($000's) | - | 1,500 | - | - | - | - | - | - | 1,500 |
| Financed by: | | | | | | | | | |
| Transfer from Winnipeg Parking Authority SOA (Proceeds from Sale of Winnipeg Square Parkade held in Land Operating Reserve) | | 1,500 | | | | | | - | 1,500 |

| CASH FLOW | 2018 | 2019 | 2020 | 2021 | 2022 | 2023 | Beyond 2023 | Total |
|---|---|---|---|---|---|---|---|---|
| Project Costs ($000's) | 1,500 | - | - | - | - | - | - | 1,500 |
| Financed by: | | | | | | | | |
| Transfer from Winnipeg Parking Authority SOA (Proceeds from Sale of Winnipeg Square Parkade held in Land Operating Reserve) | 1,500 | | | | | | | 1,500 |

| NET OPERATING IMPACT ($000's) | 2018 | 2019 | 2020 |
|---|---|---|---|
| Operating costs | | | |
| External debt and finance charges | | | |
| Transfer to General Capital Fund | | | |
| **Total Direct Costs** | - | - | - |
| Less: Incremental Revenue/Recovery | 49 | | |
| **Net Cost/(Benefit)** | (49) | - | - |
| **Incremental Full Time Equivalent Positions** | - | - | - |

Class Estimate: Not applicable, as this is a scalable program

In consultation with Planning, Property and Development, Public Works to plan and implement street enhancements/streetscaping in the East and West Exchange Districts for improved parking, active transportation and traffic flow.

Specific outcomes for the East Exchange District include more street parking opportunities through the examination of angled parking, creation of potential one-way streets and permit parking sites.

Lighting and street landscaping will be integral components of this program.

Project Name: **Henderson Highway North of Gilmore to City Limit**

Standing Policy Committee: Infrastructure Renewal and Public Works

Department: Public Works
Project: 1803000219

Service: Roadway Construction and Maintenance
OurWinnipeg: Key Directions for Specific City Areas

| AUTHORIZATION | Previous Budgets | 2018 Estimate | FORECAST 2019 | 2020 | 2021 | 2022 | 2023 | Five-Year Forecast Total | Six-Year Total |
|---|---|---|---|---|---|---|---|---|---|
| Project Costs ($000's) | - | - | 700 | - | - | - | - | 700 | 700 |
| Financed by: | | | | | | | | | |
| Cash to Capital | | | 700 | | | | | 700 | 700 |

| CASH FLOW | 2018 | 2019 | 2020 | 2021 | 2022 | 2023 | Beyond 2023 | Total |
|---|---|---|---|---|---|---|---|---|
| Project Costs ($000's) | - | 595 | 105 | - | - | - | - | 700 |
| Financed by: | | | | | | | | |
| Cash to Capital | | 595 | 105 | | | | | 700 |

| NET OPERATING IMPACT ($000's) | 2018 | 2019 | 2020 |
|---|---|---|---|
| Operating costs | | | |
| External debt and finance charges | | | |
| Transfer to General Capital Fund | | 700 | |
| **Total Direct Costs** | | 700 | |
| Less: Incremental Revenue/Recovery | | | |
| **Net Cost/(Benefit)** | - | 700 | - |
| **Incremental Full Time Equivalent Positions** | - | - | - |

Class Estimate: 3

Funding in 2019 is for a preliminary design and class 3 construction estimate.

The preliminary design will consider urbanization of the roadway, provision of pedestrian and cycling accommodation, introduction of a median and associated access management. The preliminary design will also consider replacement of the existing box culvert at the Bunn's Creek crossing complete with a water control gate chamber.

Project Name: **Inner-Ring Road - Functional Design**

Standing Policy Committee: Infrastructure Renewal and Public Works

Department: Public Works
Project: 1803000119

Service: Roadway Construction and Maintenance
OurWinnipeg: Key Directions for the Entire City

| AUTHORIZATION | Previous Budgets | 2018 Estimate | FORECAST 2019 | 2020 | 2021 | 2022 | 2023 | Five-Year Forecast Total | Six-Year Total |
|---|---|---|---|---|---|---|---|---|---|
| Project Costs ($000's) | - | - | 2,000 | 2,000 | 2,000 | - | - | 6,000 | 6,000 |
| Financed by: | | | | | | | | | |
| Cash to Capital | | | 1,950 | 1,000 | 1,000 | | | 3,950 | 3,950 |
| Province of Manitoba Roads | | | 50 | 1,000 | 1,000 | | | 2,050 | 2,050 |

| CASH FLOW | 2018 | 2019 | 2020 | 2021 | 2022 | 2023 | Beyond 2023 | Total |
|---|---|---|---|---|---|---|---|---|
| Project Costs ($000's) | - | 1,700 | 2,000 | 2,000 | 300 | - | - | 6,000 |
| Financed by: | | | | | | | | |
| Cash to Capital | | 1,658 | 1,142 | 1,000 | 150 | | | 3,950 |
| Province of Manitoba Roads | | 42 | 858 | 1,000 | 150 | | | 2,050 |

| NET OPERATING IMPACT ($000's) | 2018 | 2019 | 2020 |
|---|---|---|---|
| Operating costs | | | |
| External debt and finance charges | | | |
| Transfer to General Capital Fund | | 1,950 | 1,000 |
| **Total Direct Costs** | - | 1,950 | 1,000 |
| Less: Incremental Revenue/Recovery | | | |
| **Net Cost/(Benefit)** | - | 1,950 | 1,000 |
| **Incremental Full Time Equivalent Positions** | - | - | - |

Class Estimate: 3

Commencement of a functional design study in 2019 to identify the requirements to achieve a limited access, high level of mobility Inner-Ring Road system utilizing roads within the Strategic Road Network as identified in the Transportation Master Plan.

Project Name: **Regional and Local Street Renewal**

Standing Policy Committee: Infrastructure Renewal and Public Works

Department: Public Works
Project: 1804000118

Service: Roadway Construction and Maintenance
OurWinnipeg: Sustainability

| AUTHORIZATION | Previous Budgets | 2018 Estimate | FORECAST 2019 | 2020 | 2021 | 2022 | 2023 | Five-Year Forecast Total | Six-Year Total |
|---|---|---|---|---|---|---|---|---|---|
| Project Costs ($000's) | N/A * | 116,000 | 116,236 | 126,636 | 138,436 | 150,636 | 163,036 | 694,980 | 810,980 |
| Financed by: | | | | | | | | | |
| Cash to Capital | | 12,764 | | | | | | - | 12,764 |
| Federal Gas Tax | | 11,000 | 12,000 | 12,000 | 12,000 | 12,000 | 12,000 | 60,000 | 71,000 |
| Province of Manitoba Roads | | 40,000 | 45,000 | 40,000 | 40,000 | 40,000 | 40,000 | 205,000 | 245,000 |
| Local Street Renewal Reserve | | 28,298 | 33,798 | 39,498 | 45,398 | 51,498 | 62,038 | 232,230 | 260,528 |
| Regional Street Renewal Reserve | | 23,938 | 29,438 | 35,138 | 41,038 | 47,138 | 48,998 | 201,750 | 225,688 |
| Interim Financing from General Capital Fund / (Repayment) | | | (4,000) | | | | | | (4,000) |

| CASH FLOW | 2018 | 2019 | 2020 | 2021 | 2022 | 2023 | Beyond 2023 | Total |
|---|---|---|---|---|---|---|---|---|
| Project Costs ($000's) | 104,599 | 116,351 | 124,926 | 136,666 | 148,806 | 161,176 | 18,456 | 810,980 |
| Financed by: | | | | | | | | |
| Cash to Capital | 10,849 | 1,915 | | | | | | 12,764 |
| Federal Gas Tax | 9,350 | 11,850 | 12,000 | 12,000 | 12,000 | 12,000 | 1,800 | 71,000 |
| Province of Manitoba Roads | 40,000 | 45,000 | 40,000 | 40,000 | 40,000 | 40,000 | | 245,000 |
| Local Street Renewal Reserve | 24,053 | 32,973 | 38,643 | 44,513 | 50,583 | 60,457 | 9,306 | 260,528 |
| Regional Street Renewal Reserve | 20,347 | 28,613 | 34,283 | 40,153 | 46,153 | 48,719 | 7,350 | 225,688 |
| Interim Financing from General Capital Fund / (Repayment) | | (4,000) | | | | | | (4,000) |

| NET OPERATING IMPACT ($000's) | 2018 | 2019 | 2020 |
|---|---|---|---|
| Operating costs | | | |
| External debt and finance charges | | | |
| Transfer to General Capital Fund | 12,764 | | |
| **Total Direct Costs** | 12,764 | - | - |
| Less: Incremental Revenue/Recovery | 1,305 | 1,390 | 1,659 |
| **Net Cost/(Benefit)** | 11,459 | (1,390) | (1,659) |
| **Incremental Full Time Equivalent Positions** | - | - | - |

Class Estimate: Not applicable, as this is a scalable program

Projects in 2018 will not proceed to construction until a class 3 estimate is obtained.

Any surplus funds will automatically be transferred to the following years Regional and Local Street Renewal Program Budget.

The Director of Public Works may be required to reallocate streets between the regular and enhanced programs based on financing requirements.

* N/A - No amounts have been included in the "Previous Budgets" due to this projects on-going nature.

***Regional and Local Street Renewal (continued):***

***Regional Street Renewal Program***

The Regional Street Renewal program includes the renewal and reconstruction of the City's regional streets, sidewalks and recreational walkways/paths, as well as incorporating pedestrian and cycling facilities on regional street renewal projects where identified in the Winnipeg Pedestrian and Cycling Strategies. The program also funds the condition rating of regional streets. The purpose of this program is to maintain the level of service, structural integrity, and rideability of the transportation infrastructure network.

On May 14, 2008, Council concurred in the recommendation that a policy be adopted to incorporate Active Transportation facilities into any reconstruction or rehabilitation required on any infrastructure identified as an Active Transportation facility in the Proposed Active Transportation Network. On July 15, 2015, Council adopted the Pedestrian and Cycling Strategies as the long range pedestrian and cycling transportation policy for the City of Winnipeg. Depending on the proposed street renewal treatment and the planning and priority status of the proposed pedestrian and / or cycling facility, the Regional Street Renewal program may implement the intention of the Winnipeg Pedestrian and Cycling Strategies.

All Regional Street Renewal projects have a warranty period after substantial completion and/or in-service date for which costs may be incurred by the City. The Director of Public Works is authorized to establish projects to a maximum of $100,000 each to charge costs associated with warranty work should the related Regional Streets project be closed. The capital budget for the new project will be allocated from the non-specified capital account.

Any new projects using surplus funds in the 2018 Regional Street Renewal Program shall be approved by the Standing Policy Committee on Infrastructure Renewal and Public Works.

A Regional Street Renewal Reserve was established in 2014 to increase investment in regional streets. A separate 1% property tax increase planned until 2022 and 0.30% thereafter, will continually fund this reserve each year to ensure a dedicated funding stream for regional streets.

Use of the Regional Street Renewal Reserve for purposes other than regional street or sidewalk renewals requires approval of 2/3 of City Council.

The regular regional street renewal program includes incremental cash to capital of $11.5 million in 2018 ($40 million planned over a 4-year period commenced in 2015 terminating in 2018).

On October 25, 2017 Council approved that the 2018 Regional and Local Street Renewal Budget include the project Portage and Main Rehabilitation, in the amount of $2 million and further approved a first charge in 2017 or prior to the adoption of the 2018 Capital Budget against the General Capital Fund of up to $2 million.

A first charge of up to $2.5 million in 2018, prior to the adoption of the 2019 Capital Budget, will be required to facilitate timely work on the Empress St / Empress St E / Westway / Eastway - St Matthews to Portage regional street renewal project. Council adoption of the 2018 Capital budget will provide authorization of this first charge.

A first charge of up to $7.6 million in 2018, prior to the adoption of the 2019 Capital Budget, will be required to facilitate timely work on the Fermor Avenue - St Anne's to Archibald regional street renewal project. Council adoption of the 2018 Capital Budget will provide authorization of this first charge.

A first charge of up to $4.8 million in 2018, prior to the adoption of the 2019 Capital Budget, will be required to facilitate timely work on the Garry/Notre Dame - Notre Dame to Assiniboine/Portage to Princess regional street renewal project. Council adoption of the 2018 Capital budget will provide authorization of this first charge.

See next pages for program details.

***Local Street Renewal Program***

The Local Street Renewal program includes the renewal and reconstruction of the City's local streets, sidewalks, lanes, and recreational walkways/paths, as well as constructing new sidewalks on local street renewal projects where identified in the Winnipeg Pedestrian and Cycling Strategies or where the terms for New Non-Regional Sidewalks under the Pedestrian and Cycling Program are met. The program also funds the condition rating of streets, sidewalks, lanes and recreation walkways/paths. The purpose of this program is to maintain the level of service, structural integrity, and rideability of the transportation infrastructure network.

***Regional and Local Street Renewal (continued):***

On May 14, 2008, Council concurred in the recommendation that a policy be adopted to incorporate Active Transportation facilities into any reconstruction or rehabilitation required on any infrastructure identified as an Active Transportation facility in the Proposed Active Transportation Network. On July 15, 2015, Council adopted the Pedestrian and Cycling Strategies as the long range pedestrian and cycling transportation policy for the City of Winnipeg. Depending on the proposed street renewal treatment and the planning and priority status of the proposed sidewalk, the Local Street Renewal program may include new sidewalks where identified in the Winnipeg Pedestrian and Cycling Strategies or where the terms for New Non-Regional Sidewalks under the Pedestrian and Cycling Program are met.

This program also includes funding for improving granular surface roadways that are functioning as collector-type streets and/or have significant traffic volumes and will focus on Type II Road Oiling Surface Treatment as the upgrade.

On November 20, 2013 Council amended the Local Improvement process by creating a pilot project for six years (2014-2019) whereby the City of Winnipeg will finance asphalt paving of granular lanes as local improvements to the maximum of 50% of the cost of the improvement; and approved that the $1 million Granular Lane Fund be used as a funding source for the City's share of the amended Local Improvement Program. Further investment of $1 million per year is included from 2020 to 2023.

On July 19, 2017, Council approved a first charge against 2018 Capital Budget of up to $1.5 million for timely replacement of Rue Des Trappistes from Pembina Highway to the culvert.

All Local Street Renewal projects have a warranty period after substantial completion and/or in-service date for which costs may be incurred by the City. The Director of Public Works is authorized to establish projects to a maximum of $100,000 each to charge costs associated with warranty work should the related Local Streets project be closed. The capital budget for the new project will be allocated from the non-specified capital account.

Any new projects using surplus funds in the 2018 Local Street Renewal Program shall be approved by the Standing Policy Committee on Infrastructure Renewal and Public Works.

A Local Street Renewal Reserve was established in 2013 to increase investment in local streets, lanes and sidewalks. A separate 1% property tax increase planned until 2022 and 1.7% thereafter will ensure a dedicated funding stream for local streets.

Use of the Local Street Renewal Reserve for purposes other than local streets, lanes, or sidewalk renewals requires approval of 2/3 of City Council.

Interim financing repayment of $4 million in 2019 will fund the City's share of the work on the 2017 Chevrier Boulevard and Waverley Pathway Extension project which is jointly funded with the Federal Government.

See next pages for program details.

*Regional and Local Street Renewal (continued):*

| REGIONAL STREET RENEWAL PROGRAM<br>Authorization ($000's) | 2018 | 2019 | 2020 | 2021 | 2022 | 2023 | Six-Year Total |
|---|---|---|---|---|---|---|---|
| Enhanced Regional Streets and Sidewalks Renewal funded by: | | | | | | | |
| - Regional Street Renewal Reserve | 23,938 | 29,438 | 35,138 | 41,038 | 47,138 | 48,998 | 225,688 |
| **Sub-total Enhanced Regional Streets and Sidewalks Renewal** | **23,938** | **29,438** | **35,138** | **41,038** | **47,138** | **48,998** | **225,688** |
| **Regional Reconstruction & Major Rehabilitation Works:** | | | | | | | |
| Empress St / Empress St E / Westway / Eastway - St Matthews to Portage | 11,400 | 2,500 | | | | | 13,900 |
| Pembina NB - Ducharme to Cloutier | 2,800 | | | | | | 2,800 |
| McPhillips St NB - Logan to Jarvis | 3,300 | | | | | | 3,300 |
| McPhillips St SB - Jarvis to Logan | 3,300 | | | | | | 3,300 |
| Garry/Notre Dame - Notre Dame to Assiniboine/Portage to Princess (part 1 of 2) | 2,400 | 4,800 | | | | | 7,200 |
| Ellice Ave - Arlington to Maryland | | 3,100 | | | | | 3,100 |
| Inkster WB - Fife to Milner | | 2,300 | | | | | 2,300 |
| Inkster EB - Milner to Fife | | 2,300 | | | | | 2,300 |
| Main St NB - McAdam Av to Kildonan Park golf course | | 6,600 | | | | | 6,600 |
| Roblin Blvd WB - Shaftesbury to Assiniboine Park Drive | | 5,700 | | | | | 5,700 |
| York - Osborne to Memorial | | 800 | | | | | 800 |
| Colony NB - Portage to Ellice | | 900 | | | | | 900 |
| Smith - Portage to Notre Dame | | | 2,800 | | | | 2,800 |
| Smith - St Mary to Graham | | | 700 | | | | 700 |
| Smith - Bridge to St Mary | | | 4,700 | | | | 4,700 |
| Smith - Graham to Portage | | | 1,500 | | | | 1,500 |
| Dublin - Notre Dame to St James | | | 7,300 | | | | 7,300 |
| St James - Dublin to Saskatchewan | | | 2,700 | | | | 2,700 |
| Maryland St - Fawcett Av to Maryland Bridge | | | 3,900 | | | | 3,900 |
| Stafford St - Corydon to Grant Av | | | 6,700 | | | | 6,700 |
| Taylor EB - Harrow St to Pembina | | | 1,800 | | | | 1,800 |
| Taylor WB - Pembina to Harrow St | | | 1,600 | | | | 1,600 |
| Jubilee Av - Cockburn St South to Daly St South (part 1 of 2) | | | 1,400 | | | | 1,400 |
| Arlington St - Notre Dame to William Av | | | | | 5,000 | | 5,000 |
| **Regional Mill and Fill Preservation Works:** | | | | | | | |
| McPhillips SB - Swailes to Leila | 700 | | | | | | 700 |
| Memorial SB - Portage to St Mary Ave | | 400 | | | | | 400 |
| Regional Street Renewals - Annual Program - Various locations to be identified. | 38 | 38 | 38 | 41,038 | 42,138 | 48,998 | 132,288 |
| **Total Enhanced Regional Street Renewal Program** | **23,938** | **29,438** | **35,138** | **41,038** | **47,138** | **48,998** | **225,688** |

**Regional and Local Street Renewal (continued):**

| REGIONAL STREET RENEWAL PROGRAM<br>Authorization ($000's) | 2018 | 2019 | 2020 | 2021 | 2022 | 2023 | Six-Year Total |
|---|---|---|---|---|---|---|---|
| Regular Regional Streets and Sidewalks Renewal funded by: | | | | | | | |
| - Cash to Capital | 12,764 | | | | | | 12,764 |
| - Provincial Funding | 19,000 | 25,000 | 23,000 | 20,000 | 20,000 | 20,000 | 127,000 |
| **Sub-total Regular Regional Streets and Sidewalks Renewal** | **31,764** | **25,000** | **23,000** | **20,000** | **20,000** | **20,000** | **139,764** |
| **Regional Accessibility Improvements:** | | | | | | | |
| Regional Sidewalk and Curb Renewals | 500 | 500 | 500 | 500 | 500 | 500 | 3,000 |
| Regional Paving of Granular Shoulders | 250 | 250 | 250 | 250 | 250 | 250 | 1,500 |
| **Regional Accessibility Improvements:** | | | | | | | |
| Detectable Warning Surface Tiles - Regional Streets | 100 | 100 | 100 | 100 | 100 | 100 | 600 |
| **Downtown Streets:** | | | | | | | |
| Sidewalk, Curb, and Street Renewals | 1,500 | 1,500 | 1,500 | 1,500 | 1,500 | 1,500 | 9,000 |
| **Regional Reconstruction & Major Rehabilitation Works:** | | | | | | | |
| Portage Avenue and Main Street | 2,000 | | | | | | 2,000 |
| St James St - Sargent to Ellice | 1,700 | 2,000 | | | | | 3,700 |
| Garry/Notre Dame - Notre Dame to Assiniboine/Portage to Princess (part 2 of 2) | 6,700 | | | | | | 6,700 |
| McGregor - Selkirk to Mountain | 7,600 | | | | | | 7,600 |
| Roblin Blvd EB - Assiniboine Park Drive to Shaftesbury | 5,300 | | | | | | 5,300 |
| Fermor Avenue - St Anne's to Archibald | 6,000 | 7,600 | | | | | 13,600 |
| Colony SB - Ellice to Portage | | 900 | | | | | 900 |
| Memorial NB - St Mary Ave to Portage Ave | | 1,000 | | | | | 1,000 |
| Memorial NB - York to St Mary Ave | | 800 | | | | | 800 |
| Memorial SB - St Mary Ave to York | | 800 | | | | | 800 |
| Jubilee Av - Cockburn St South to Daly St South (part 2 of 2) | | | 300 | | | | 300 |
| Fermor Avenue - Lagimodiere to Plessis | | 9,000 | 9,000 | | | | 18,000 |
| Archibald St - Marion St to Elizabeth Rd | | | 5,850 | | | | 5,850 |
| Keewatin St SB - Selkirk to Logan Av | | | 2,700 | | | | 2,700 |
| Keewatin St NB - Logan to Selkirk | | | 2,700 | | | | 2,700 |
| **Regional Provisional Maintenance:** | | | | | | | |
| Kenaston Blvd - Ness to Taylor | 100 | 100 | 100 | 100 | 100 | 100 | 600 |
| Regional Street Renewals - Annual Program - Various locations to be identified. | 14 | 450 | | 17,550 | 17,550 | 17,550 | 53,114 |
| **Total Regular Regional Street Renewal Program** | **31,764** | **25,000** | **23,000** | **20,000** | **20,000** | **20,000** | **139,764** |
| **Total Enhanced and Regular Regional Street Renewal Program** | **55,702** | **54,438** | **58,138** | **61,038** | **67,138** | **68,998** | **365,452** |

**Regional and Local Street Renewal (continued):**

| LOCAL STREET RENEWAL PROGRAM<br>Authorization ($000's) | 2018 | 2019 | 2020 | 2021 | 2022 | 2023 | Six-Year Total |
|---|---|---|---|---|---|---|---|
| Enhanced Local Streets, Lanes and Sidewalks Renewal funded by: | | | | | | | |
| - Local Street Renewal Reserve | 28,298 | 33,798 | 39,498 | 45,398 | 51,498 | 62,038 | 260,528 |
| **Sub-total Enhanced Local Streets, Lanes and Sidewalks Renewal** | **28,298** | **33,798** | **39,498** | **45,398** | **51,498** | **62,038** | **260,528** |
| Local Street Renewals - Various Locations | 19,950 | 15,950 | 16,950 | 19,950 | 19,950 | 19,950 | 112,700 |
| **Granular Roadway Improvements:** | | | | | | | |
| - Type II Road Oiling | 500 | 500 | 500 | 500 | 500 | 500 | 3,000 |
| - Granular Lane Improvement Program | 1,000 | 1,000 | 1,000 | 1,000 | 1,000 | 1,000 | 6,000 |
| - Waverley Street - Grandmont to the City Limit | 1,500 | 1,500 | | | | | 3,000 |
| - To be determined | | | 1,500 | 1,500 | 1,500 | 1,500 | 6,000 |
| **Sub-total Granular Roadway Improvements** | **3,000** | **3,000** | **3,000** | **3,000** | **3,000** | **3,000** | **18,000** |
| Lane Renewals - Various Locations | 2,750 | 2,750 | 2,750 | 2,750 | 2,750 | 2,750 | 16,500 |
| Sidewalk Renewals on Local Streets - Various Locations | 800 | 800 | 800 | 800 | 800 | 800 | 4,800 |
| Local Thin Bituminous Overlay (TBO) | 5,000 | 5,000 | 5,000 | 5,000 | 5,000 | 5,000 | 30,000 |
| Recreational Walkways and Bike Pathway Renewals | 500 | 500 | 500 | 500 | 500 | 500 | 3,000 |
| **Sub-total Regular Local Street Renewal Program** | **32,000** | **28,000** | **29,000** | **32,000** | **32,000** | **32,000** | **185,000** |
| **Total Local Street Renewal Program** | **60,298** | **61,798** | **68,498** | **77,398** | **83,498** | **94,038** | **445,528** |
| **Total Regional and Local Street Renewal Program** | **116,000** | **116,236** | **126,636** | **138,436** | **150,636** | **163,036** | **810,980** |

Project Name: **Fermor Avenue Bridge (Seine River)**

Standing Policy Committee: Infrastructure Renewal and Public Works

Department: Public Works
Project: 1805001916

Service: Roadway Construction and Maintenance
OurWinnipeg: Sustainability

| AUTHORIZATION | Previous Budgets | 2018 Estimate | FORECAST 2019 | 2020 | 2021 | 2022 | 2023 | Five-Year Forecast Total | Six-Year Total |
|---|---|---|---|---|---|---|---|---|---|
| Project Costs ($000's) | 2,200 | 4,100 | 5,100 | - | - | - | - | 5,100 | 9,200 |
| Financed by: | | | | | | | | | |
| Cash to Capital | | | 500 | | | | | 500 | 500 |
| Province of Manitoba Roads | | 2,025 | 500 | | | | | 500 | 2,525 |
| Frontage Levy | | 2,075 | 4,100 | | | | | 4,100 | 6,175 |

| CASH FLOW | 2018 | 2019 | 2020 | 2021 | 2022 | 2023 | Beyond 2023 | Total |
|---|---|---|---|---|---|---|---|---|
| Project Costs ($000's) | 3,485 | 4,950 | 765 | - | - | - | - | 9,200 |
| Financed by: | | | | | | | | |
| Cash to Capital | | 425 | 75 | | | | | 500 |
| Province of Manitoba Roads | 1,721 | 729 | 75 | | | | | 2,525 |
| Frontage Levy | 1,764 | 3,796 | 615 | | | | | 6,175 |

| NET OPERATING IMPACT ($000's) | 2018 | 2019 | 2020 |
|---|---|---|---|
| Operating costs | | | |
| External debt and finance charges | | | |
| Transfer to General Capital Fund | | 500 | |
| **Total Direct Costs** | - | 500 | - |
| Less: Incremental Revenue/Recovery | 113 | 161 | 25 |
| **Net Cost/(Benefit)** | (113) | 339 | (25) |
| **Incremental Full Time Equivalent Positions** | - | - | - |

Class Estimate: 3

This project includes rehabilitation of the Fermor Avenue Bridge over the Seine River and reconstruction of Fermor Avenue between St. Anne's Road and Archibald Street. Renewal of active transportation pathways and the provision of a pedestrian-cycling underpass under Fermor Avenue west of the Seine River is included. Preliminary design was carried out in 2016 and was completed in early 2017. The Class 3 project cost estimate is $25 million. $13.6 million of the $25 million pertains to roads and will be funded through the Regional and Local Street Renewal program. Detailed design will occur in 2017 and construction will be staged over 2018 and 2019.

A first charge of up to $5.1 million in 2018 or prior to the adoption of the 2019 Capital Budget will be required to facilitate timely delivery of the project. The total request is $12.7 million ($5.1 million Fermor Avenue Bridge and $7.6 million Regional and Local Street Renewal).

The rehabilitated bridge is expected to provide service for 50 years.

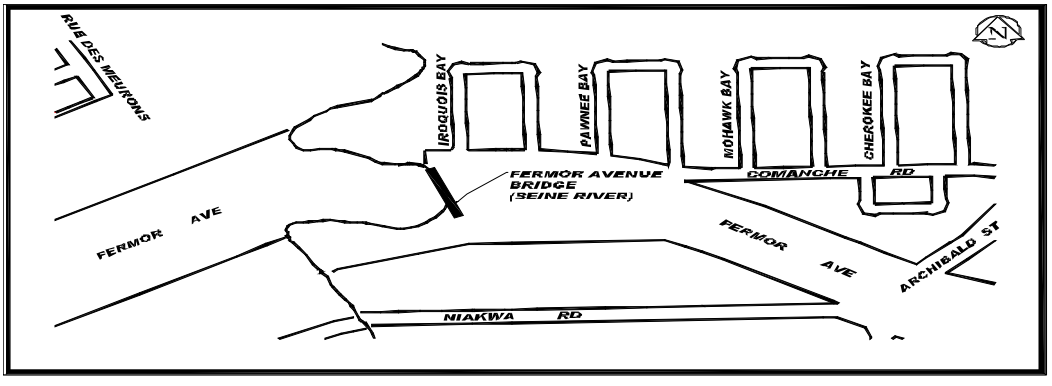

Project Name: **Saskatchewan Avenue Culvert (Sturgeon Creek)**

Standing Policy Committee: Infrastructure Renewal and Public Works

Department: Public Works
Project: 1805002016

Service: Roadway Construction and Maintenance
OurWinnipeg: Sustainability

| AUTHORIZATION | Previous Budgets | 2018 Estimate | FORECAST 2019 | 2020 | 2021 | 2022 | 2023 | Five-Year Forecast Total | Six-Year Total |
|---|---|---|---|---|---|---|---|---|---|
| Project Costs ($000's) | 2,000 | 8,000 | - | - | - | - | - | - | 8,000 |
| Financed by: | | | | | | | | | |
| Province of Manitoba Roads | | 1,925 | | | | | | - | 1,925 |
| Frontage Levy | | 6,075 | | | | | | - | 6,075 |

| CASH FLOW | 2018 | 2019 | 2020 | 2021 | 2022 | 2023 | Beyond 2023 | Total |
|---|---|---|---|---|---|---|---|---|
| Project Costs ($000's) | 6,800 | 1,200 | - | - | - | - | - | 8,000 |
| Financed by: | | | | | | | | |
| Province of Manitoba Roads | 1,636 | 289 | | | | | | 1,925 |
| Frontage Levy | 5,164 | 911 | | | | | | 6,075 |

| NET OPERATING IMPACT ($000's) | 2018 | 2019 | 2020 |
|---|---|---|---|
| Operating costs | | | |
| External debt and finance charges | | | |
| Transfer to General Capital Fund | | | |
| **Total Direct Costs** | - | - | - |
| Less: Incremental Revenue/Recovery | 221 | 39 | |
| **Net Cost/(Benefit)** | (221) | (39) | - |
| **Incremental Full Time Equivalent Positions** | - | - | - |

Class Estimate: 3

This project will replace the existing culvert structure with a new bridge. Preliminary engineering commenced in 2016 and was completed in early 2017. Detailed design will be carried out in 2017 with construction occurring in 2018.

On October 25, 2017 Council approved a first charge against the 2018 capital budget of up to $8 million to allow for timely delivery of the project.

The new bridge is expected to provide service for 75 years.

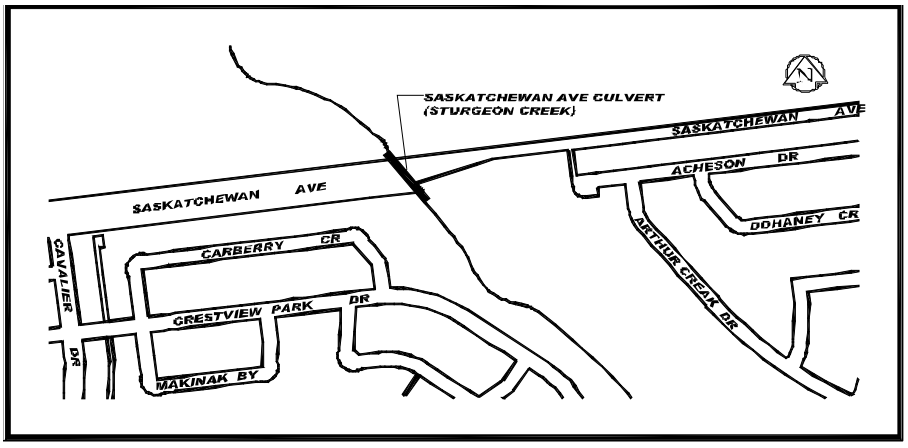

Project Name: **Osborne Street Underpass**

Standing Policy Committee: Infrastructure Renewal and Public Works

Department: Public Works
Project: 1805002319

Service: Roadway Construction and Maintenance
OurWinnipeg: Sustainability

| AUTHORIZATION | Previous Budgets | 2018 Estimate | FORECAST 2019 | 2020 | 2021 | 2022 | 2023 | Five-Year Forecast Total | Six-Year Total |
|---|---|---|---|---|---|---|---|---|---|
| Project Costs ($000's) | - | - | 1,900 | - | - | - | - | 1,900 | 1,900 |
| Financed by: | | | | | | | | | |
| Frontage Levy | | | 950 | | | | | 950 | 950 |
| Province of Manitoba Roads | | | 950 | | | | | 950 | 950 |

| CASH FLOW | 2018 | 2019 | 2020 | 2021 | 2022 | 2023 | Beyond 2023 | Total |
|---|---|---|---|---|---|---|---|---|
| Project Costs ($000's) | - | 1,900 | - | - | - | - | - | 1,900 |
| Financed by: | | | | | | | | |
| Frontage Levy | | 950 | | | | | | 950 |
| Province of Manitoba Roads | | 950 | | | | | | 950 |

| NET OPERATING IMPACT ($000's) | 2018 | 2019 | 2020 |
|---|---|---|---|
| Operating costs | | | |
| External debt and finance charges | | | |
| Transfer to General Capital Fund | | | |
| **Total Direct Costs** | - | - | - |
| Less: Incremental Revenue/Recovery | | | |
| **Net Cost/(Benefit)** | - | - | - |
| **Incremental Full Time Equivalent Positions** | - | - | - |

Class Estimate: 4

This project involves undertaking a conceptual study and preliminary design of the widening of the Osborne Street Underpass under the CNR Rivers rail line to rehabilitate the structure and upgrade it to accommodate pedestrian-cycling pathways. The project likely will not proceed to detailed design until the pedestrian cycling network north past Confusion Corner and south to the St. Vital Bridge is determined and becomes a priority to construct.

Full project financing including detailed design for the potential reconstruction/widening will require commitments from other levels of government.

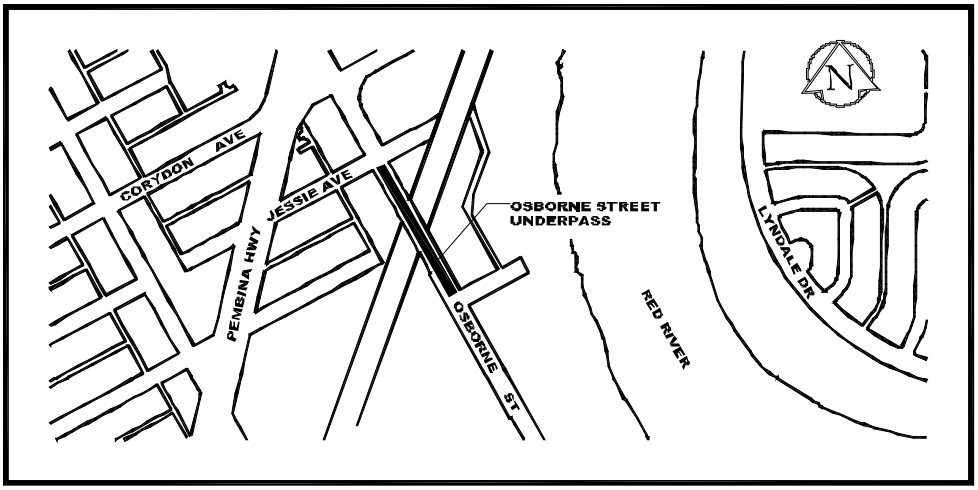

Project Name: **Dublin Avenue Bridge (Omand's Creek)**

Standing Policy Committee: Infrastructure Renewal and Public Works

Department: Public Works
Project: 1805002118

Service: Roadway Construction and Maintenance
OurWinnipeg: Sustainability

| AUTHORIZATION | Previous Budgets | 2018 Estimate | FORECAST 2019 | 2020 | 2021 | 2022 | 2023 | Five-Year Forecast Total | Six-Year Total |
|---|---|---|---|---|---|---|---|---|---|
| Project Costs ($000's) | - | 700 | 700 | 3,300 | - | - | - | 4,000 | 4,700 |
| Financed by: | | | | | | | | | |
| Province of Manitoba Roads | | 350 | | 1,650 | | | | 1,650 | 2,000 |
| Frontage Levy | | 350 | 700 | 1,650 | | | | 2,350 | 2,700 |

| CASH FLOW | 2018 | 2019 | 2020 | 2021 | 2022 | 2023 | Beyond 2023 | Total |
|---|---|---|---|---|---|---|---|---|
| Project Costs ($000's) | 700 | 700 | 3,300 | - | - | - | - | 4,700 |
| Financed by: | | | | | | | | |
| Province of Manitoba Roads | 350 | | 1,650 | | | | | 2,000 |
| Frontage Levy | 350 | 700 | 1,650 | | | | | 2,700 |

| NET OPERATING IMPACT ($000's) | 2018 | 2019 | 2020 |
|---|---|---|---|
| Operating costs | | | |
| External debt and finance charges | | | |
| Transfer to General Capital Fund | | | |
| **Total Direct Costs** | - | - | - |
| Less: Incremental Revenue/Recovery | | | 107 |
| **Net Cost/(Benefit)** | - | - | (107) |
| **Incremental Full Time Equivalent Positions** | - | - | - |

Class Estimate: 3 - applies to 2018 only

This project includes the replacement of the Dublin Avenue Bridge over Omand's Creek and the reconstruction of Dublin Avenue between Notre Dame Avenue and St James Street. Preliminary design will be carried out in 2018, detailed design will be completed in 2019, and construction will be complete in 2020. Road reconstruction work in 2020 will be funded through the Regional and Local Street Renewal program.

The replacement bridge is expected to provide service for 75 years.

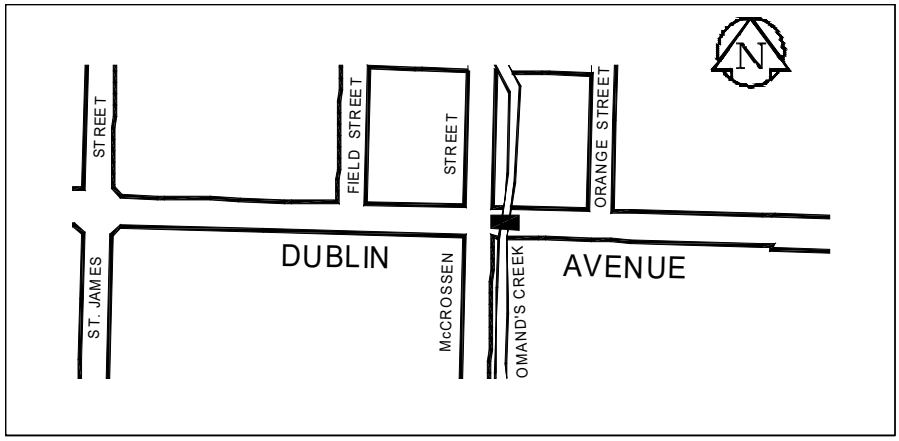

Project Name: **Sherwin Road Bridge (Omand's Creek)**

Standing Policy Committee: Infrastructure Renewal and Public Works

Department: Public Works
Project: 1805002419

Service: Roadway Construction and Maintenance
OurWinnipeg: Sustainability

| AUTHORIZATION | Previous Budgets | 2018 Estimate | FORECAST 2019 | 2020 | 2021 | 2022 | 2023 | Five-Year Forecast Total | Six-Year Total |
|---|---|---|---|---|---|---|---|---|---|
| Project Costs ($000's) | - | - | 700 | 2,800 | - | - | - | 3,500 | 3,500 |
| Financed by: | | | | | | | | | |
| Cash to Capital | | | 700 | | | | | 700 | 700 |
| Province of Manitoba Roads | | | | 1,400 | | | | 1,400 | 1,400 |
| Frontage Levy | | | | 1,400 | | | | 1,400 | 1,400 |

| CASH FLOW | 2018 | 2019 | 2020 | 2021 | 2022 | 2023 | Beyond 2023 | Total |
|---|---|---|---|---|---|---|---|---|
| Project Costs ($000's) | - | 595 | 2,485 | 420 | - | - | - | 3,500 |
| Financed by: | | | | | | | | |
| Cash to Capital | | 595 | 105 | | | | | 700 |
| Province of Manitoba Roads | | | 1,190 | 210 | | | | 1,400 |
| Frontage Levy | | | 1,190 | 210 | | | | 1,400 |

| NET OPERATING IMPACT ($000's) | 2018 | 2019 | 2020 |
|---|---|---|---|
| Operating costs | | | |
| External debt and finance charges | | | |
| Transfer to General Capital Fund | | 700 | |
| **Total Direct Costs** | - | 700 | - |
| Less: Incremental Revenue/Recovery | | | 81 |
| **Net Cost/(Benefit)** | - | 700 | (81) |
| **Incremental Full Time Equivalent Positions** | - | - | - |

Class Estimate: 4

This project will replace the existing corrugated steel pipe culvert at Sherwin Road and Omand's Creek with a new cast-in-place box culvert. Improvement of the intersection at Sherwin Road and Dublin Avenue is included. Preliminary and detailed design will be completed in 2019 and construction will occur in 2020.

The new culvert is expected to provide service for 75 years.

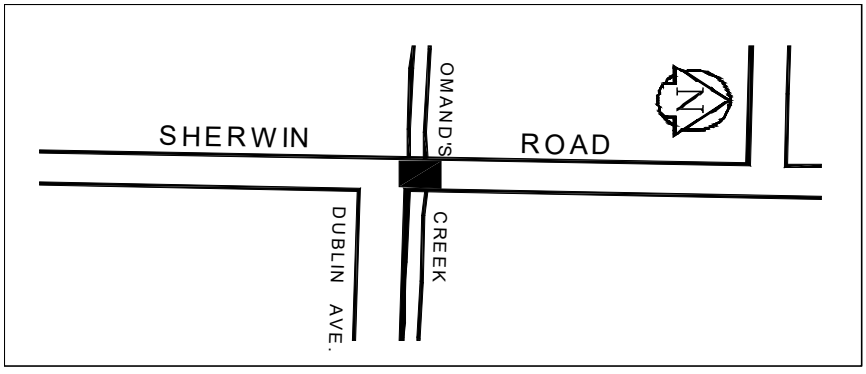

Project Name: **Pembina Highway Overpass (Bishop Grandin) Rehabilitation**

Standing Policy Committee: Infrastructure Renewal and Public Works

Department: Public Works
Project: 1805002520

Service: Roadway Construction and Maintenance
OurWinnipeg: Sustainability

| AUTHORIZATION | Previous Budgets | 2018 Estimate | FORECAST 2019 | 2020 | 2021 | 2022 | 2023 | Five-Year Forecast Total | Six-Year Total |
|---|---|---|---|---|---|---|---|---|---|
| Project Costs ($000's) | - | - | - | 1,000 | 2,000 | 15,000 | 15,000 | 33,000 | 33,000 |
| Financed by: | | | | | | | | | |
| Cash to Capital | | | | | | 2,000 | 2,700 | 4,700 | 4,700 |
| Province of Manitoba Roads | | | | 50 | 1,000 | 7,000 | 7,300 | 15,350 | 15,350 |
| Frontage Levy | | | | 950 | 1,000 | 6,000 | 5,000 | 12,950 | 12,950 |

| CASH FLOW | 2018 | 2019 | 2020 | 2021 | 2022 | 2023 | Beyond 2023 | Total |
|---|---|---|---|---|---|---|---|---|
| Project Costs ($000's) | - | - | 851 | 1,851 | 13,050 | 15,000 | 2,248 | 33,000 |
| Financed by: | | | | | | | | |
| Cash to Capital | | | | | 1,700 | 2,595 | 405 | 4,700 |
| Province of Manitoba Roads | | | 43 | 858 | 6,100 | 7,255 | 1,094 | 15,350 |
| Frontage Levy | | | 808 | 993 | 5,250 | 5,150 | 749 | 12,950 |

| NET OPERATING IMPACT ($000's) | 2018 | 2019 | 2020 |
|---|---|---|---|
| Operating costs | | | |
| External debt and finance charges | | | |
| Transfer to General Capital Fund | | | |
| **Total Direct Costs** | - | - | - |
| Less: Incremental Revenue/Recovery | | | |
| **Net Cost/(Benefit)** | - | - | - |
| **Incremental Full Time Equivalent Positions** | - | - | - |

Class Estimate: 4

The overpass on Pembina Highway over Bishop Grandin requires bridge deck rehabilitation including reconstruction of the exit loop ramps. Construction of a pedestrian-cycling overpass over Pembina Highway connecting legs of the Bishop Grandin Greenway is included. Funding shown in 2020 is for preliminary design. Funding in 2021 is for detailed design. Construction is expected to be staged over two years in 2022 and 2023.

The rehabilitated structure will provide an additional 50 years of service life and the new pedestrian overpass structure will provide a service life of 75 years.

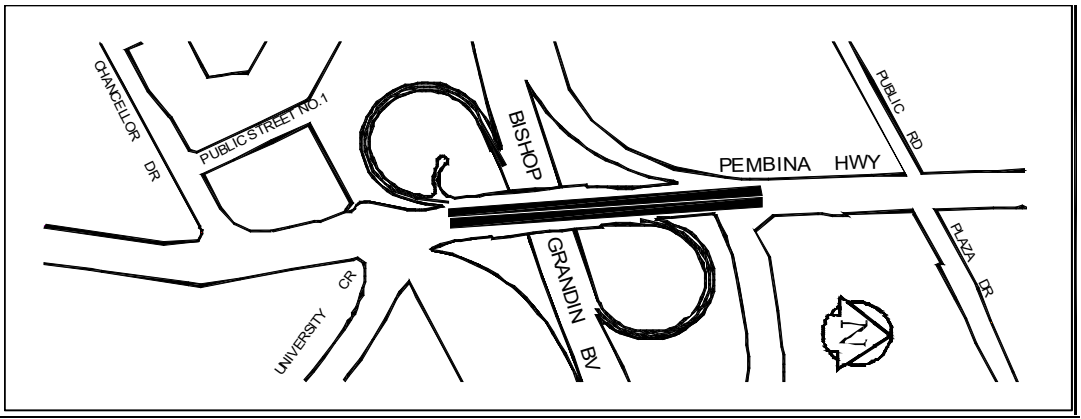

Project Name: **St. James Bridge South Bound**

Standing Policy Committee: Infrastructure Renewal and Public Works

Department: Public Works
Project: 1805001317

Service: Roadway Construction and Maintenance
OurWinnipeg: Key Directions for Specific City Areas

| AUTHORIZATION | Previous Budgets | 2018 Estimate | FORECAST 2019 | 2020 | 2021 | 2022 | 2023 | Five-Year Forecast Total | Six-Year Total |
|---|---|---|---|---|---|---|---|---|---|
| Project Costs ($000's) | 3,245 | - | 2,163 | - | - | - | - | 2,163 | 2,163 |
| Financed by: | | | | | | | | | |
| Frontage Levy | | | 2,163 | | | | | 2,163 | 2,163 |

| CASH FLOW | 2018 | 2019 | 2020 | 2021 | 2022 | 2023 | Beyond 2023 | Total |
|---|---|---|---|---|---|---|---|---|
| Project Costs ($000's) | - | 1,839 | 324 | - | - | - | - | 2,163 |
| Financed by: | | | | | | | | |
| Frontage Levy | | 1,839 | 324 | | | | | 2,163 |

| NET OPERATING IMPACT ($000's) | 2018 | 2019 | 2020 |
|---|---|---|---|
| Operating costs | | | |
| External debt and finance charges | | | |
| Transfer to General Capital Fund | | | |
| **Total Direct Costs** | - | - | - |
| Less: Incremental Revenue/Recovery | | | |
| **Net Cost/(Benefit)** | - | - | - |
| **Incremental Full Time Equivalent Positions** | - | - | - |

Class Estimate: 4 - applies to preliminary design only

This project includes the preliminary design of the widening of Kenaston / Route 90 from Taylor Avenue to Ness Avenue and the rehabilitation, reconfiguration, and widening of the St. James Southbound and Northbound Bridges over the Assiniboine River. Previous funding of $3.245 million was for preliminary design of the corridor widening. Funding of $2.163 million in 2019 is for detailed design and commencement of property acquisition for the rehabilitation of the St. James Southbound Bridge. Due to age related deterioration, the rehabilitation or reconstruction of the St. James Southbound Bridge is required by 2020 even if the widening of Kenaston / Route 90 from Taylor Avenue to Ness Avenue is not ready to commence. Funding for the entire Kenaston / Route 90 widening is estimated to be $400 million. Funding for the St. James Southbound Bridge rehabilitation as a standalone project is estimated at $60 million.

The preliminary design will also determine a recommended time frame for the rehabilitation or reconstruction of the St. James Northbound Bridge.

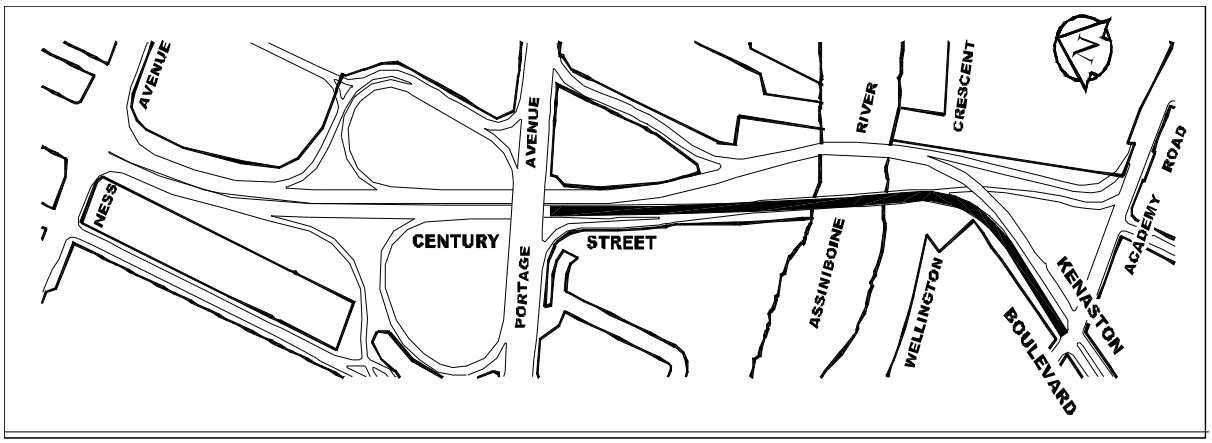

Project Name: **St. Vital Bridge Rehabilitation**

Standing Policy Committee: Infrastructure Renewal and Public Works

Department: Public Works
Project: 1805002722

Service: Roadway Construction and Maintenance
OurWinnipeg: Sustainability

| AUTHORIZATION | Previous Budgets | 2018 Estimate | FORECAST 2019 | 2020 | 2021 | 2022 | 2023 | Five-Year Forecast Total | Six-Year Total |
|---|---|---|---|---|---|---|---|---|---|
| Project Costs ($000's) | - | - | - | - | - | 2,000 | 3,000 | 5,000 | 5,000 |
| Financed by: | | | | | | | | | |
| Frontage Levy | | | | | | 2,000 | 3,000 | 5,000 | 5,000 |

| CASH FLOW | 2018 | 2019 | 2020 | 2021 | 2022 | 2023 | Beyond 2023 | Total |
|---|---|---|---|---|---|---|---|---|
| Project Costs ($000's) | - | - | - | - | 1,700 | 2,850 | 450 | 5,000 |
| Financed by: | | | | | | | | |
| Frontage Levy | | | | | 1,700 | 2,850 | 450 | 5,000 |

| NET OPERATING IMPACT ($000's) | 2018 | 2019 | 2020 |
|---|---|---|---|
| Operating costs | | | |
| External debt and finance charges | | | |
| Transfer to General Capital Fund | | | |
| **Total Direct Costs** | - | - | - |
| Less: Incremental Revenue/Recovery | | | |
| **Net Cost/(Benefit)** | - | - | - |
| **Incremental Full Time Equivalent Positions** | - | - | - |

Class Estimate: 4

The St. Vital Bridge (Red River) connecting Osborne Street to Dunkirk Drive will require bridge deck rehabilitation including marginal widening to better accommodate pedestrian and cycling requirements. Funding shown in 2022 is for preliminary design. Funding identified in 2023 is for detailed design. Construction is expected to be staged over two years in 2024 and 2025 with estimated costs of $22 million and $14 million respectively.

The rehabilitated structure will provide an additional 50 years of service life.

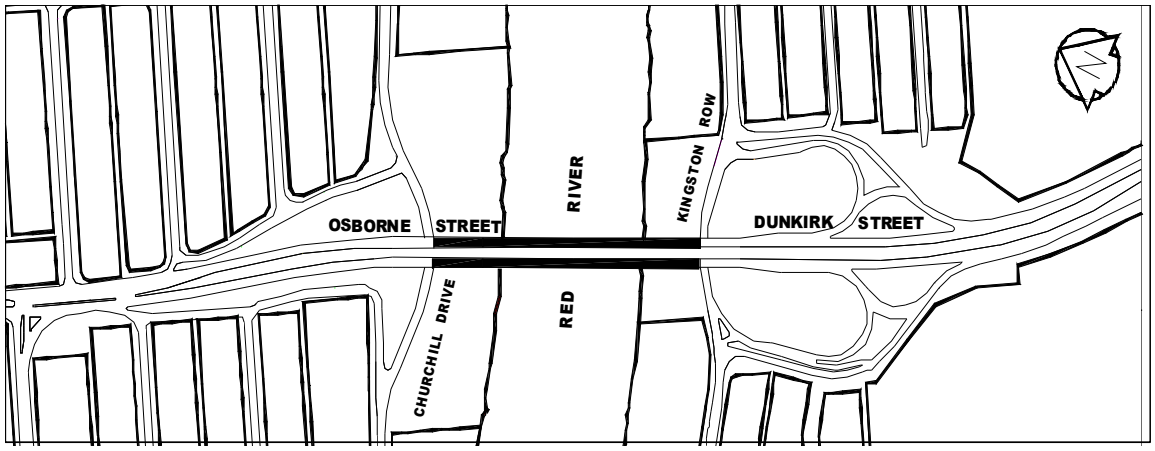

Project Name: **Lagimodiere Twin Overpasses Rehabilitation (Concordia Avenue & CPR Keewatin)**

Standing Policy Committee: Infrastructure Renewal and Public Works

Department: Public Works
Project: 1805002123

Service: Roadway Construction and Maintenance
OurWinnipeg: Sustainability

| AUTHORIZATION | Previous Budgets | 2018 Estimate | FORECAST 2019 | 2020 | 2021 | 2022 | 2023 | Five-Year Forecast Total | Six-Year Total |
|---|---|---|---|---|---|---|---|---|---|
| Project Costs ($000's) | - | - | - | - | - | - | 1,000 | 1,000 | 1,000 |
| Financed by: | | | | | | | | | |
| Cash to Capital | | | | | | | 1,000 | 1,000 | 1,000 |

| CASH FLOW | 2018 | 2019 | 2020 | 2021 | 2022 | 2023 | Beyond 2023 | Total |
|---|---|---|---|---|---|---|---|---|
| Project Costs ($000's) | - | - | - | - | - | 850 | 150 | 1,000 |
| Financed by: | | | | | | | | |
| Cash to Capital | | | | | | 850 | 150 | 1,000 |

| NET OPERATING IMPACT ($000's) | 2018 | 2019 | 2020 |
|---|---|---|---|
| Operating costs | | | |
| External debt and finance charges | | | |
| Transfer to General Capital Fund | | | |
| **Total Direct Costs** | - | - | - |
| Less: Incremental Revenue/Recovery | | | |
| **Net Cost/(Benefit)** | - | - | - |
| **Incremental Full Time Equivalent Positions** | - | - | - |

Class Estimate: 4

This project includes major rehabilitation of the Lagimodiere Twin Overpasses over Concordia Avenue and the CPR Keewatin rail lines. Funding identified in 2023 is for preliminary design. Detailed design will occur in 2024 followed by construction in 2026 & 2027.

The rehabilitated structure will provide an additional 50 years of service life.

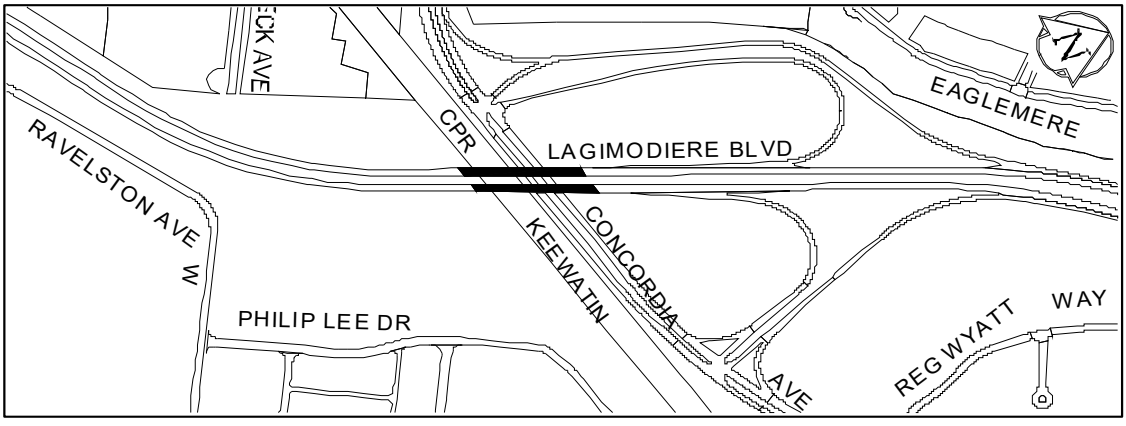

Project Name: **Waterway Crossing and Grade Separations - Annual Program**

Standing Policy Committee: Infrastructure Renewal and Public Works

Department: Public Works
Project: 1805000118

Service: Roadway Construction and Maintenance
OurWinnipeg: Key Directions for the Entire City

| AUTHORIZATION | Previous Budgets | 2018 Estimate | FORECAST 2019 | 2020 | 2021 | 2022 | 2023 | Five-Year Forecast Total | Six-Year Total |
|---|---|---|---|---|---|---|---|---|---|
| Project Costs ($000's) | N/A * | 3,000 | 3,000 | 3,050 | 5,050 | 3,000 | 3,000 | 17,100 | 20,100 |
| Financed by: | | | | | | | | | |
| Cash to Capital | | | 913 | | | 1,000 | 1,000 | 2,913 | 2,913 |
| Province of Manitoba Roads | | 1,500 | | 1,086 | 2,550 | | | 3,636 | 5,136 |
| Frontage Levy | | 1,500 | 2,087 | 1,964 | 2,500 | 2,000 | 2,000 | 10,551 | 12,051 |

| CASH FLOW | 2018 | 2019 | 2020 | 2021 | 2022 | 2023 | Beyond 2023 | Total |
|---|---|---|---|---|---|---|---|---|
| Project Costs ($000's) | 2,550 | 3,000 | 3,042 | 4,750 | 3,308 | 3,000 | 450 | 20,100 |
| Financed by: | | | | | | | | |
| Cash to Capital | | 776 | 137 | | 850 | 1000 | 150 | 2,913 |
| Province of Manitoba Roads | 1,275 | 225 | 923 | 2,330 | 383 | | | 5,136 |
| Frontage Levy | 1,275 | 1,999 | 1,982 | 2,420 | 2,075 | 2,000 | 300 | 12,051 |

| NET OPERATING IMPACT ($000's) | 2018 | 2019 | 2020 |
|---|---|---|---|
| Operating costs | | | |
| External debt and finance charges | | | |
| Transfer to General Capital Fund | | 913 | |
| **Total Direct Costs** | - | 913 | - |
| Less: Incremental Revenue/Recovery | 83 | 98 | 99 |
| **Net Cost/(Benefit)** | (83) | 815 | (99) |
| **Incremental Full Time Equivalent Positions** | - | - | - |

Class Estimate: Not applicable, as this is a scalable program

Annual program to carry out preventative maintenance, major repairs, improvements or replacement to existing bridges, subways, overpasses, culverts and related bridge infrastructure ensuring continued and continuous services of these facilities to the maximum practical extent.

On July 19, 2017 Council authorized a first charge of up to $2 million against the 2018 Capital Budget to ensure timely delivery of projects.

* N/A - No amounts have been included in the "Previous Budgets" due to this project's on-going nature.

Project Name: **Disraeli Bridge and Overpass Facility**

Standing Policy Committee: Infrastructure Renewal and Public Works

Department: Public Works
Project: 1805001118

Service: Roadway Construction and Maintenance
OurWinnipeg: Sustainability

| AUTHORIZATION | Previous Budgets | 2018 Estimate | FORECAST 2019 | 2020 | 2021 | 2022 | 2023 | Five-Year Forecast Total | Six-Year Total |
|---|---|---|---|---|---|---|---|---|---|
| Project Costs ($000's) | - | - | - | - | - | - | - | - | - |
| Financed by: | | | | | | | | | |
| Cash to Capital | | 865 | 662 | 650 | 550 | 600 | 600 | 3,062 | 3,927 |
| Federal Gas Tax | | 17,385 | 14,238 | 12,550 | 12,700 | 12,700 | 12,725 | 64,913 | 82,298 |
| Public Private Partnership Annual Service / Financing Payments | | (11,959) | (11,993) | (12,014) | (12,064) | (12,114) | (12,139) | (60,324) | (72,283) |
| Debt servicing - repayment of debt | | (6,291) | (2,907) | (1,186) | (1,186) | (1,186) | (1,186) | (7,651) | (13,942) |

| CASH FLOW | 2018 | 2019 | 2020 | 2021 | 2022 | 2023 | Beyond 2023 | Total |
|---|---|---|---|---|---|---|---|---|
| Project Costs ($000's) | 18,250 | 14,900 | 13,200 | 13,250 | 13,300 | 13,325 | 297,162 | 383,387 |
| Financed by: | | | | | | | | |
| Cash to Capital | 865 | 662 | 650 | 550 | 600 | 600 | 1,000 | 4,927 |
| Federal Gas Tax | 17,385 | 14,238 | 12,550 | 12,700 | 12,700 | 12,725 | 296,162 | 378,460 |

| NET OPERATING IMPACT ($000's) | 2018 | 2019 | 2020 |
|---|---|---|---|
| Operating costs | | | |
| External debt and finance charges | | | |
| Transfer to General Capital Fund | 865 | 662 | 650 |
| **Total Direct Costs** | 865 | 662 | 650 |
| Less: Incremental Revenue/Recovery | 593 | 484 | 429 |
| **Net Cost/(Benefit)** | 272 | 178 | 221 |
| **Incremental Full Time Equivalent Positions** | - | - | - |

Class Estimate: Not applicable

The Disraeli Bridges and Overpass Facility was procured using a P3 approach and the facility opened on November 19, 2012.

The City will make on-going lease payments to Plenary Roads Winnipeg (PRW) extending until 2042. These payments are required under a 30-year contract with PRW and cover the remaining capital cost of the facility as well as the maintenance of the facility.

There are significant provisions in the contract to ensure the City's performance specifications are met and the facility is returned to the City in good condition at the end of the contract. Costs associated with monitoring this contract and other P3 costs related to land titles registration are also included in this budget. Payments to PRW are performance based and are reduced where the City's performance specifications are not met.

A portion of the payment to PRW represents an annual amount dedicated to the maintenance of the facility, including long term rehabilitative costs. This amount is adjusted for changes to the Consumer Price Index on an annual basis.

A portion of the project ($75 million) was financed by $25 million in external debt and the balance being financed internally. The Public Service issued $25 million in external debt at an interest rate of 3.759% over a repayment term of 40 years. The outstanding balance of internal financing as at the end of 2017 is $6.7 million and will be repaid over a period of 2 years. Debt servicing represents interest and principal repayment of external debt and internal financing. In the event internal financing was to become unavailable, authority is in place to seek additional external financing.

The above annual estimates include the authorization for the lease and financing payments to be incurred and charged to the projects in the General Capital Fund.

***Disraeli Bridge and Overpass Facility (continued):***

The above annual estimates relate to the maintenance phase of the project and include the authorization for the lease payments and debt servicing related to the facility.

On March 22, 2016 Council authorized a first charge of up to 30% of the annual lease payments prior to the adoption of annual capital budget in the event the capital budget is adopted after December 31 in order to facilitate payments on the P3 contract.

In accordance with Bylaw 8164/2002 where the City's capital budget has not been adopted before January 1 of the year to which the budget is applicable, the Chief Administrative Officer is authorized, before the adoption of the capital budget, to approve expenditures not exceeding 30% of the amount the City of Winnipeg is contractually obligated to pay annually in respect of Public-Private Partnerships, as a first charge against the General Capital Fund. The amount for 2019 is $4 million and represents 27% of the 2019 budget.

As financing and administration costs are implicit in the lease payments, this project is exempt from the Corporate Administration and Interest charges.

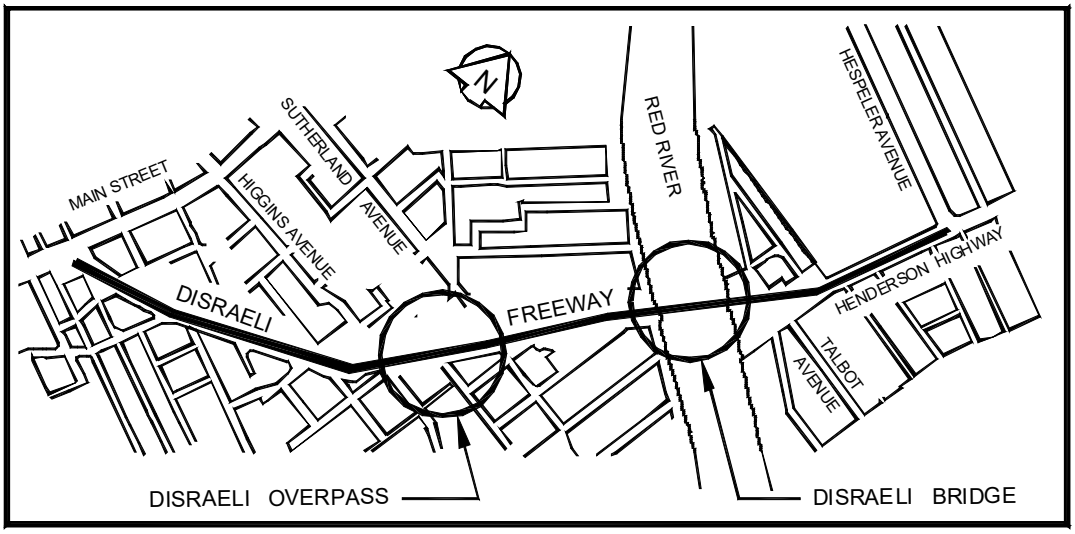

Project Name: **Charleswood Bridge**

Standing Policy Committee: Infrastructure Renewal and Public Works

Department: Public Works
Project: 1805001018

Service: Roadway Construction and Maintenance
OurWinnipeg: Key Directions for the Entire City

| AUTHORIZATION | Previous Budgets | 2018 Estimate | FORECAST 2019 | 2020 | 2021 | 2022 | 2023 | Five-Year Forecast Total | Six-Year Total |
|---|---|---|---|---|---|---|---|---|---|
| Project Costs ($000's) | - | - | - | - | - | - | - | - | - |
| Financed by: | | | | | | | | | |
| Cash to Capital | | 1,478 | 1,478 | 1,478 | 1,478 | 1,478 | 1,478 | 7,390 | 8,868 |
| Public Private Partnership Lease Payments | | (1,478) | (1,478) | (1,478) | (1,478) | (1,478) | (1,478) | (7,390) | (8,868) |

| CASH FLOW | 2018 | 2019 | 2020 | 2021 | 2022 | 2023 | Beyond 2023 | Total |
|---|---|---|---|---|---|---|---|---|
| Project Costs ($000's) | 1,478 | 1,478 | 1,478 | 1,478 | 1,478 | 1,478 | 1,478 | 10,346 |
| Financed by: | | | | | | | | |
| Cash to Capital - See Note | 1,478 | 1,478 | 1,478 | 1,478 | 1,478 | 1,478 | 1,478 | 10,346 |

| NET OPERATING IMPACT ($000's) | 2018 | 2019 | 2020 |
|---|---|---|---|
| Operating costs | | | |
| External debt and finance charges | | | |
| Transfer to General Capital Fund | 1,478 | 1,478 | 1,478 |
| **Total Direct Costs** | 1,478 | 1,478 | 1,478 |
| Less: Incremental Revenue/Recovery | | | |
| **Net Cost/(Benefit)** | 1,478 | 1,478 | 1,478 |
| **Incremental Full Time Equivalent Positions** | - | - | - |

Class Estimate: Not applicable

The Charleswood Bridge was constructed in 1994 and 1995 along with the roadworks between Roblin Boulevard and Ness Avenue.

The bridge portion of the project was undertaken as a Public - Private Partnership, with lease payments extending until 2024.

The above annual estimates include the authorization for the lease payments to be incurred and charged to the Project in the General Capital Fund.

Note: Cash flow beyond 2023 equals payment to 2024.

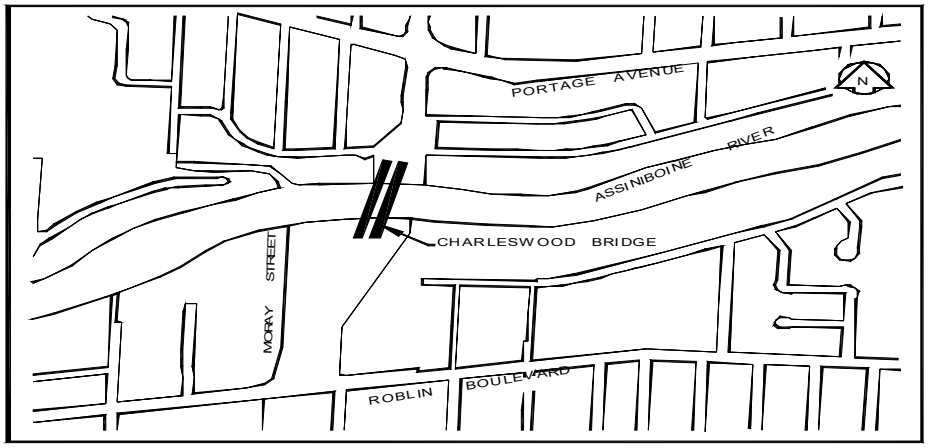

Project Name: **Chief Peguis Trail - Henderson Highway to Lagimodiere Boulevard**

Standing Policy Committee: Infrastructure Renewal and Public Works

Department: Public Works
Project: 1801000218

Service: Roadway Construction and Maintenance
OurWinnipeg: Sustainability

| AUTHORIZATION | Previous Budgets | 2018 Estimate | FORECAST 2019 | 2020 | 2021 | 2022 | 2023 | Five-Year Forecast Total | Six-Year Total |
|---|---|---|---|---|---|---|---|---|---|
| Project Costs ($000's) | - | - | - | - | - | - | - | - | - |
| Financed by: | | | | | | | | | |
| Cash to Capital | | 950 | 1,193 | 1,250 | 1,395 | 1,475 | 1,475 | 6,788 | 7,738 |
| Federal Gas Tax | | 6,280 | 6,077 | 6,065 | 5,965 | 5,950 | 5,975 | 30,032 | 36,312 |
| Public Private Partnership Annual Service / Financing Payments | | (6,251) | (6,291) | (6,336) | (6,381) | (6,446) | (6,471) | (31,925) | (38,176) |
| Debt servicing - repayment of debt | | (979) | (979) | (979) | (979) | (979) | (979) | (4,895) | (5,874) |

| CASH FLOW | 2018 | 2019 | 2020 | 2021 | 2022 | 2023 | Beyond 2023 | Total |
|---|---|---|---|---|---|---|---|---|
| Project Costs ($000's) | 7,230 | 7,270 | 7,315 | 7,360 | 7,425 | 7,450 | 158,857 | 202,907 |
| Financed by: | | | | | | | | |
| Cash to Capital | 950 | 1,193 | 1,250 | 1,395 | 1,475 | 1,475 | 65,476 | 73,214 |
| Federal Gas Tax | 6,280 | 6,077 | 6,065 | 5,965 | 5,950 | 5,975 | 93,381 | 129,693 |

| NET OPERATING IMPACT ($000's) | 2018 | 2019 | 2020 |
|---|---|---|---|
| Operating costs | | | |
| External debt and finance charges | | | |
| Transfer to General Capital Fund | 950 | 1,193 | 1,250 |
| **Total Direct Costs** | 950 | 1,193 | 1,250 |
| Less: Incremental Revenue/Recovery | 235 | 236 | 238 |
| **Net Cost/(Benefit)** | 715 | 957 | 1,012 |
| **Incremental Full Time Equivalent Positions** | - | - | - |

Class Estimate: Not applicable

The Chief Peguis Trail Extension from Henderson Highway to Lagimodiere Boulevard was procured using a P3 approach and the facility opened on December 2, 2011.

There are significant provisions in the contract to ensure the City's performance specifications are met and the facility is returned to the City in good condition at the end of the contract. Costs associated with monitoring this contract and other P3 costs related to land titles registration are also included in this budget. Payments to DBF2 are performance based and are reduced where the City's performance specifications are not met.

A portion of the payment to DBF2 represents an annual amount dedicated to the maintenance of the facility, including long term rehabilitative costs. This amount is adjusted for changes to the Consumer Price Index on an annual basis.

A portion of the project was financed by the City issuing $18.7 million in external debt. The debt servicing above represents the repayment of principal and interest on the external debt associated with the project over a period of 40 years.

The above annual estimates include the authorization for the lease and financing payments to be incurred and charged to the Projects in the General Capital Fund.

***Chief Peguis Trail - Henderson Highway to Lagimodiere Boulevard (continued):***

On March 22, 2016 Council authorized a first charge of up to 30% of the annual lease payments prior to the adoption of annual capital budget in the event the capital budget is adopted after December 31 in order to facilitate payments on the P3 contract.

In accordance with Bylaw 8164/2002 where the City's capital budget has not been adopted before January 1 of the year to which the budget is applicable, the Chief Administrative Officer is authorized, before the adoption of the capital budget, to approve expenditures not exceeding 30% of the amount the City of Winnipeg is contractually obligated to pay annually in respect of Public-Private Partnerships, as a first charge against the General Capital Fund. The amount for 2019 is $2.075 million and represents 29% of the 2019 budget.

As financing and administration costs are implicit in the lease payments, this capital project is exempt from the Corporate Administration and Interest charges.

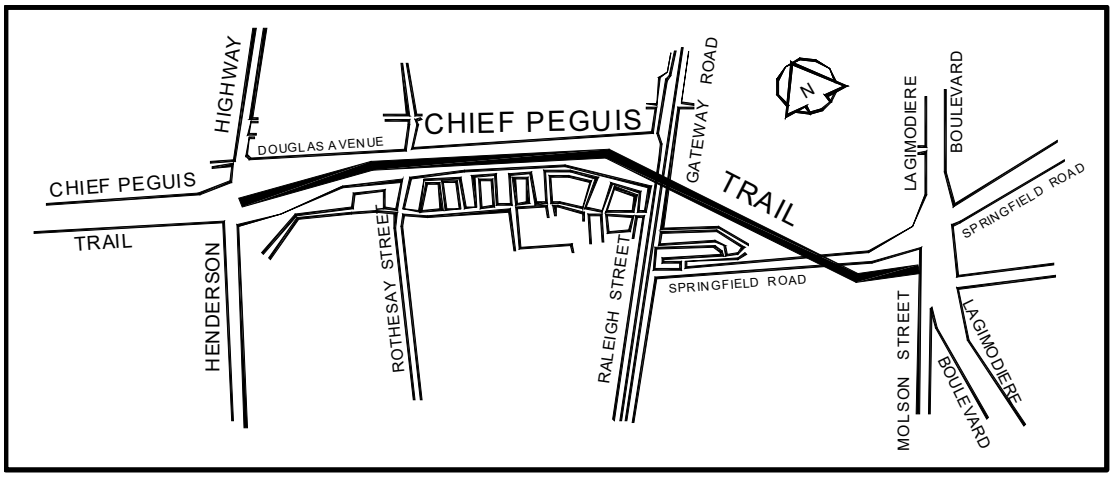

Project Name: **Work Management / Asset Management Systems Study**

Standing Policy Committee: Infrastructure Renewal and Public Works

Department: Public Works
Project: 1869000117

Service: Roadway Construction and Maintenance
OurWinnipeg: Sustainability

| AUTHORIZATION | Previous Budgets | 2018 Estimate | FORECAST 2019 | 2020 | 2021 | 2022 | 2023 | Five-Year Forecast Total | Six-Year Total |
|---|---|---|---|---|---|---|---|---|---|
| Project Costs ($000's) | 459 | - | 300 | - | - | - | - | 300 | 300 |
| Financed by: | | | | | | | | | |
| Cash to Capital | | | 300 | | | | | 300 | 300 |

| CASH FLOW | 2018 | 2019 | 2020 | 2021 | 2022 | 2023 | Beyond 2023 | Total |
|---|---|---|---|---|---|---|---|---|
| Project Costs ($000's) | - | 300 | - | - | - | - | - | 300 |
| Financed by: | | | | | | | | |
| Cash to Capital | | 300 | | | | | | 300 |

| NET OPERATING IMPACT ($000's) | 2018 | 2019 | 2020 |
|---|---|---|---|
| Operating costs | | | |
| External debt and finance charges | | | |
| Transfer to General Capital Fund | | 300 | |
| **Total Direct Costs** | - | 300 | - |
| Less: Incremental Revenue/Recovery | | | |
| **Net Cost/(Benefit)** | - | 300 | - |
| **Incremental Full Time Equivalent Positions** | - | - | - |

Class Estimate: 3

Consultants to do the analysis, design, recommendations, and develop an RFP (request for proposal) plus implementation roadmap.

This project will analyze current work methods and practices in Public Works operational areas (Streets Maintenance, Parks & Open Space, Transportation, and Engineering divisions), and will do an in depth needs analysis in order to suggest a suitable solution to meeting Work Management and Asset Management systems needs. In addition to considering commercially available software packages, the project will also review and evaluate existing solutions in the Public Works department and in other City departments. Examples of existing systems are TKMMS, Vemax, Oracle WAM, Maximo, etc. Enhancements to, and/or integration with current systems (TKMMS and Vemax) may also be suggested as part of the solution package.

The project will result in an RFP to solicit proposals for a Work Management System (WMS) and an Asset Management System (AMS).

Project Name: **Asset Management System - Various Divisions**

Standing Policy Committee: Infrastructure Renewal and Public Works

Department: Public Works
Project: 1812000118

Service: Roadway Construction and Maintenance
OurWinnipeg: Sustainability

| AUTHORIZATION | Previous Budgets | 2018 Estimate | FORECAST 2019 | 2020 | 2021 | 2022 | 2023 | Five-Year Forecast Total | Six-Year Total |
|---|---|---|---|---|---|---|---|---|---|
| Project Costs ($000's) | N/A * | 100 | 100 | 100 | 100 | 100 | 100 | 500 | 600 |
| Financed by: | | | | | | | | | |
| Cash to Capital | | | 100 | 100 | 100 | 100 | 100 | 500 | 500 |
| Internal Financing | | 100 | | | | | | - | 100 |

| CASH FLOW | 2018 | 2019 | 2020 | 2021 | 2022 | 2023 | Beyond 2023 | Total |
|---|---|---|---|---|---|---|---|---|
| Project Costs ($000's) | 85 | 100 | 100 | 100 | 100 | 100 | 15 | 600 |
| Financed by: | | | | | | | | |
| Cash to Capital | | 85 | 100 | 100 | 100 | 100 | 15 | 500 |
| Internal Financing | 85 | 15 | | | | | | 100 |

| NET OPERATING IMPACT ($000's) | 2018 | 2019 | 2020 |
|---|---|---|---|
| Operating costs | | | |
| Debt and finance charges | 12 | 15 | 15 |
| Transfer to General Capital Fund | | 100 | 100 |
| **Total Direct Costs** | 15 | 115 | 115 |
| Less: Incremental Revenue/Recovery | 3 | 3 | 3 |
| **Net Cost/(Benefit)** | 12 | 112 | 112 |
| **Incremental Full Time Equivalent Positions** | - | - | - |

Class Estimate: Not applicable, as this is a scalable program

The asset management program being implemented in the Public Works Department is centered on the application of quality management principles to the operation, maintenance, and renewal of infrastructure. A primary objective is the development and implementation of methodologies to preserve the infrastructure and to identify the funding necessary for the long term preservation of the assets.

An objective of the asset management program is to extend this systematic structural quality management approach to all the infrastructure under the Public Works Department responsibility. Funds are required to implement new or maintain existing asset management programs.

* N/A - No amounts have been included in the "Previous Budgets" due to this project's on-going nature.

Project Name: **Land Acquisition - Transportation Right of Way**

Standing Policy Committee: Infrastructure Renewal and Public Works

Department: Public Works
Project: 1834000118

Service: Transportation Planning and Traffic Management
OurWinnipeg: Key Directions for the Entire City

| AUTHORIZATION | Previous Budgets | 2018 Estimate | FORECAST 2019 | 2020 | 2021 | 2022 | 2023 | Five-Year Forecast Total | Six-Year Total |
|---|---|---|---|---|---|---|---|---|---|
| Project Costs ($000's) | N/A * | - | 300 | 300 | 300 | 300 | 300 | 1,500 | 1,500 |
| Financed by: | | | | | | | | | |
| Cash to Capital | | | 300 | 300 | 300 | 300 | 300 | 1,500 | 1,500 |

| CASH FLOW | 2018 | 2019 | 2020 | 2021 | 2022 | 2023 | Beyond 2023 | Total |
|---|---|---|---|---|---|---|---|---|
| Project Costs ($000's) | - | 300 | 300 | 300 | 300 | 300 | - | 1,500 |
| Financed by: | | | | | | | | |
| Cash to Capital | | 300 | 300 | 300 | 300 | 300 | | 1,500 |

| NET OPERATING IMPACT ($000's) | 2018 | 2019 | 2020 |
|---|---|---|---|
| Operating costs | | | |
| External debt and finance charges | | | |
| Transfer to General Capital Fund | | 300 | 300 |
| **Total Direct Costs** | - | 300 | 300 |
| Less: Incremental Revenue/Recovery | | 10 | 10 |
| **Net Cost/(Benefit)** | - | 290 | 290 |
| **Incremental Full Time Equivalent Positions** | - | - | - |

Class Estimate: Not applicable, as this is a scalable program

Allowance for the acquisition of land for future transportation rights-of-way was not included in any specific capital project within the given year's capital program. This program facilitates acquiring rights-of-way when the necessary land becomes available or when non-compatible private development is proposed on the land that will be required.

* N/A - No amounts have been included in the "Previous Budgets" due to this project's on-going nature.

Project Name: **Reforestation - Improvements**

Standing Policy Committee: Protection, Community Services and Parks

Department: Public Works
Project: 1850000118
Service: Parks and Urban Forestry
OurWinnipeg: Environment

| AUTHORIZATION | Previous Budgets | 2018 Estimate | FORECAST 2019 | 2020 | 2021 | 2022 | 2023 | Five-Year Forecast Total | Six-Year Total |
|---|---|---|---|---|---|---|---|---|---|
| Project Costs ($000's) | N/A * | 766 | 383 | 383 | 383 | 192 | 192 | 1,533 | 2,299 |
| Financed by: | | | | | | | | | |
| Cash to Capital | | | 383 | 383 | 383 | 192 | 192 | 1,533 | 1,533 |
| External Debt | | 766 | | | | | | - | 766 |

| CASH FLOW | 2018 | 2019 | 2020 | 2021 | 2022 | 2023 | Beyond 2023 | Total |
|---|---|---|---|---|---|---|---|---|
| Project Costs ($000's) | 651 | 441 | 383 | 383 | 221 | 192 | 28 | 2,299 |
| Financed by: | | | | | | | | |
| Cash to Capital | | 326 | 383 | 383 | 221 | 192 | 28 | 1,533 |
| External Debt | 651 | 115 | | | | | | 766 |

| NET OPERATING IMPACT ($000's) | 2018 | 2019 | 2020 |
|---|---|---|---|
| Operating costs | | | |
| External debt and finance charges | 26 | 46 | 49 |
| Transfer to General Capital Fund | | 383 | 383 |
| **Total Direct Costs** | 26 | 429 | 432 |
| Less: Incremental Revenue/Recovery | 21 | 14 | 12 |
| **Net Cost/(Benefit)** | 5 | 415 | 420 |
| **Incremental Full Time Equivalent Positions** | - | - | - |

Class Estimate: Not applicable, as this is a scalable program

Sustainable urban forest management program may include tree replacements, pruning and removals, improvement of tree vaults, grates or wells, and inventory along City boulevards, plazas, and parks.

* N/A - No amounts have been included in the "Previous Budgets" due to this project's on-going nature.

Project Name: **Athletic Fields - Improvements**

Standing Policy Committee: Protection, Community Services and Parks

Department: Public Works
Project: 1852000118
Service: Parks and Urban Forestry
OurWinnipeg: Environment

| AUTHORIZATION | Previous Budgets | 2018 Estimate | FORECAST 2019 | 2020 | 2021 | 2022 | 2023 | Five-Year Forecast Total | Six-Year Total |
|---|---|---|---|---|---|---|---|---|---|
| Project Costs ($000's) | N/A * | - | 350 | 192 | 350 | 175 | 175 | 1,242 | 1,242 |
| Financed by: | | | | | | | | | |
| Cash to Capital | | | 350 | 192 | 350 | 175 | 175 | 1,242 | 1,242 |

| CASH FLOW | 2018 | 2019 | 2020 | 2021 | 2022 | 2023 | Beyond 2023 | Total |
|---|---|---|---|---|---|---|---|---|
| Project Costs ($000's) | - | 350 | 192 | 350 | 175 | 175 | - | 1,242 |
| Financed by: | | | | | | | | |
| Cash to Capital | | 350 | 192 | 350 | 175 | 175 | | 1,242 |

| NET OPERATING IMPACT ($000's) | 2018 | 2019 | 2020 |
|---|---|---|---|
| Operating costs | | | |
| External debt and finance charges | | | |
| Transfer to General Capital Fund | | 350 | 192 |
| **Total Direct Costs** | - | 350 | 192 |
| Less: Incremental Revenue/Recovery | | 11 | 6 |
| **Net Cost/(Benefit)** | - | 339 | 186 |
| **Incremental Full Time Equivalent Positions** | - | - | - |

Class Estimate: Not applicable, as this is a scalable program

Athletic field improvements for existing athletic fields in areas requiring grading, sodding, seeding, irrigation and/or drainage improvements, replacement of backstops, goal posts, and other related work as required on a site-by-site basis.

* N/A - No amounts have been included in the "Previous Budgets" due to this project's on-going nature.

Project Name: **Community and Neighbourhood Parks - Existing**

Standing Policy Committee: Protection, Community Services and Parks

Department: Public Works
Project: 1853000118
Service: Parks and Urban Forestry
OurWinnipeg: Environment

| AUTHORIZATION | Previous Budgets | 2018 Estimate | FORECAST 2019 | 2020 | 2021 | 2022 | 2023 | Five-Year Forecast Total | Six-Year Total |
|---|---|---|---|---|---|---|---|---|---|
| Project Costs ($000's) | N/A * | 150 | 170 | - | - | - | - | 170 | 320 |
| Financed by: | | | | | | | | | |
| Cash to Capital | | | 170 | | | | | 170 | 170 |
| Internal Financing | | 150 | | | | | | - | 150 |

| CASH FLOW | 2018 | 2019 | 2020 | 2021 | 2022 | 2023 | Beyond 2023 | Total |
|---|---|---|---|---|---|---|---|---|
| Project Costs ($000's) | 150 | 145 | 25 | - | - | - | - | 320 |
| Financed by: | | | | | | | | |
| Cash to Capital | | 145 | 25 | | | | | 170 |
| Internal Financing | 150 | | | | | | | 150 |

| NET OPERATING IMPACT ($000's) | 2018 | 2019 | 2020 |
|---|---|---|---|
| Operating costs | | | |
| Debt and finance charges | 22 | 22 | 22 |
| Transfer to General Capital Fund | | 170 | |
| **Total Direct Costs** | 22 | 192 | 22 |
| Less: Incremental Revenue/Recovery | 5 | 5 | 1 |
| **Net Cost/(Benefit)** | 17 | 187 | 21 |
| **Incremental Full Time Equivalent Positions** | - | - | - |

Class Estimate: 4

Projects in 2018 will not proceed until a class 3 estimate is obtained. Refurbishment and/or improvements to various parks to repair aging park infrastructure and related amenities.

2018: Funds will be allocated to the following projects:

1) T-33 Jet Air Frame Restoration at Woodhaven Blvd. and Portage Avenue including painting and pedestal repairs ($100,000).

2) Vimy Ridge Memorial Park ($50,000)

2019: Funds will be allocated to athletic field lighting and other related amenities at St. Vital Memorial Park ($170,000).

* N/A - No amounts have been included in the "Previous Budgets" due to this project's on-going nature.

Project Name: **Regional Parks**

Standing Policy Committee: Protection, Community Services and Parks

Department: Public Works
Project: 1853000321

Service: Parks and Urban Forestry
OurWinnipeg: Environment

| AUTHORIZATION | Previous Budgets | 2018 Estimate | FORECAST 2019 | 2020 | 2021 | 2022 | 2023 | Five-Year Forecast Total | Six-Year Total |
|---|---|---|---|---|---|---|---|---|---|
| Project Costs ($000's) | 400 | 250 | - | - | 1,175 | - | 2,825 | 4,000 | 4,250 |
| Financed by: | | | | | | | | | |
| Cash to Capital | | | | | 1,175 | | 2,825 | 4,000 | 4,000 |
| Insurance Reserve (Proceeds) | | 250 | | | | | | - | 250 |

| CASH FLOW | 2018 | 2019 | 2020 | 2021 | 2022 | 2023 | Beyond 2023 | Total |
|---|---|---|---|---|---|---|---|---|
| Project Costs ($000's) | 250 | - | - | 999 | 176 | 2,401 | 424 | 4,250 |
| Financed by: | | | | | | | | |
| Cash to Capital | | | | 999 | 176 | 2,401 | 424 | 4,000 |
| Insurance Reserve (Proceeds) | 250 | | | | | | | 250 |

| NET OPERATING IMPACT ($000's) | 2018 | 2019 | 2020 |
|---|---|---|---|
| Operating costs | | | |
| External debt and finance charges | | | |
| Transfer to General Capital Fund | | | |
| **Total Direct Costs** | - | - | - |
| Less: Incremental Revenue/Recovery | 7 | 1 | |
| **Net Cost/(Benefit)** | (7) | (1) | - |
| **Incremental Full Time Equivalent Positions** | - | - | - |

Class Estimate: 4

Refurbishment and/or improvements to various parks to repair aging park infrastructure and related amenities.

2018: Funds will be allocated to Kilcona Park Harbourview Play Structure replacement.

2021 - 2023: Funding will contribute to short and long term implementation strategies for Kilcona Park rehabilitation and enhancements based on the 2014 Strategic Renewal and Action Plan prepared by Hilderman Thomas Frank Cram Landscape Architecture in consultation with Meyers Norris Penny LLP, MMM Group Limited and Prairie Architects Inc.

Future budgets are subject to the Regional Parks Investment Strategy and Parks Strategic Master Plan, planned for completion in March 2019. In addition, as a result of Provincial Recreational funding reduction, future forecasts have been reduced accordingly.

Project Name: **Parks Buildings**

Standing Policy Committee: Protection, Community Services and Parks

Department: Public Works
Project: 6318020118

Service: Parks and Urban Forestry
OurWinnipeg: Environment

| AUTHORIZATION | Previous Budgets | 2018 Estimate | FORECAST 2019 | 2020 | 2021 | 2022 | 2023 | Five-Year Forecast Total | Six-Year Total |
|---|---|---|---|---|---|---|---|---|---|
| Project Costs ($000's) | 4,550 | - | 350 | 700 | 370 | 123 | 525 | 2,068 | 2,068 |
| Financed by: | | | | | | | | | |
| Cash to Capital | | | | 700 | 370 | 123 | 525 | 1,718 | 1,718 |
| Federal Gas Tax | | | 350 | | | | | 350 | 350 |

| CASH FLOW | 2018 | 2019 | 2020 | 2021 | 2022 | 2023 | Beyond 2023 | Total |
|---|---|---|---|---|---|---|---|---|
| Project Costs ($000's) | - | 298 | 647 | 420 | 159 | 466 | 78 | 2,068 |
| Financed by: | | | | | | | | |
| Cash to Capital | | | 595 | 420 | 159 | 466 | 78 | 1,718 |
| Federal Gas Tax | | 298 | 52 | | | | | 350 |

| NET OPERATING IMPACT ($000's) | 2018 | 2019 | 2020 |
|---|---|---|---|
| Operating costs | | | |
| External debt and finance charges | | | |
| Transfer to General Capital Fund | | | 700 |
| **Total Direct Costs** | - | - | 700 |
| Less: Incremental Revenue/Recovery | | 10 | 21 |
| **Net Cost/(Benefit)** | - | (10) | 679 |
| **Incremental Full Time Equivalent Positions** | - | - | - |

Class Estimate: 4

See program details below.

| Funds will be allocated to: | 2018 | 2019 | 2020 | 2021 | 2022 | 2023 | Total |
|---|---|---|---|---|---|---|---|
| Little Mountain Park - Refurbish public washroom building | | 350 | | | | | 350 |
| Renfrew Yards - Construct new cold storage building to replace building to be demolished at Gary Hobson Memorial Park | | | 275 | | | | 275 |
| Gary Hobson Memorial Park - Demolish existing buildings and replace with garage including staff amenities | | | 425 | | | | 425 |
| Churchill Drive Park - Replace public washrooms/garage | | | | 370 | | | 370 |
| Grant's Old Mill - Replace washroom building | | | | | 123 | | 123 |
| Renovate Living Prairie Museum Interpretive Centre | | | | | | 525 | 525 |
| | **-** | **350** | **700** | **370** | **123** | **525** | **2,068** |

Project Name: **Assiniboine Park Zoo - Sewer Siphon**

Standing Policy Committee: Protection, Community Services and Parks

Department: Public Works
Project: 1856000120

Service: Parks and Urban Forestry
OurWinnipeg: Environment

| AUTHORIZATION | Previous Budgets | 2018 Estimate | FORECAST 2019 | 2020 | 2021 | 2022 | 2023 | Five-Year Forecast Total | Six-Year Total |
|---|---|---|---|---|---|---|---|---|---|
| Project Costs ($000's) | - | - | - | 100 | - | - | - | 100 | 100 |
| Financed by: | | | | | | | | | |
| Cash to Capital | | | | 100 | | | | 100 | 100 |

| CASH FLOW | 2018 | 2019 | 2020 | 2021 | 2022 | 2023 | Beyond 2023 | Total |
|---|---|---|---|---|---|---|---|---|
| Project Costs ($000's) | - | - | 85 | 15 | - | - | - | 100 |
| Financed by: | | | | | | | | |
| Cash to Capital | | | 85 | 15 | | | | 100 |

| NET OPERATING IMPACT ($000's) | 2018 | 2019 | 2020 |
|---|---|---|---|
| Operating costs | | | |
| External debt and finance charges | | | |
| Transfer to General Capital Fund | | | 100 |
| **Total Direct Costs** | - | - | 100 |
| Less: Incremental Revenue/Recovery | | | 3 |
| **Net Cost/(Benefit)** | - | - | 97 |
| **Incremental Full Time Equivalent Positions** | - | - | - |

Class Estimate: 5

Funding in 2020 to conduct a condition inspection/assessment of the Assiniboine Park Zoo Complex Sewer Siphon Assiniboine River Crossing.

Project Name: **Boat Docks and Launches**

Standing Policy Committee: Protection, Community Services and Parks

Department: Public Works
Project: 1856000218

Service: Parks and Urban Forestry
OurWinnipeg: Environment

| AUTHORIZATION | Previous Budgets | 2018 Estimate | FORECAST 2019 | 2020 | 2021 | 2022 | 2023 | Five-Year Forecast Total | Six-Year Total |
|---|---|---|---|---|---|---|---|---|---|
| Project Costs ($000's) | 1,500 | - | 1,200 | - | - | 690 | - | 1,890 | 1,890 |
| Financed by: | | | | | | | | | |
| Federal Gas Tax | | | 1,200 | | | 690 | | 1,890 | 1,890 |

| CASH FLOW | 2018 | 2019 | 2020 | 2021 | 2022 | 2023 | Beyond 2023 | Total |
|---|---|---|---|---|---|---|---|---|
| Project Costs ($000's) | - | 1,020 | 180 | - | 586 | 104 | - | 1,890 |
| Financed by: | | | | | | | | |
| Federal Gas Tax | | 1,020 | 180 | | 586 | 104 | | 1,890 |

| NET OPERATING IMPACT ($000's) | 2018 | 2019 | 2020 |
|---|---|---|---|
| Operating costs | 5 | 5 | 5 |
| External debt and finance charges | | | |
| Transfer to General Capital Fund | | | |
| **Total Direct Costs** | 5 | 5 | 5 |
| Less: Incremental Revenue/Recovery | | 33 | 6 |
| **Net Cost/(Benefit)** | 5 | (28) | (1) |
| **Incremental Full Time Equivalent Positions** | - | - | - |

Class Estimate: 4

| Funds will be allocated to: | 2018 | 2019 | 2020 | 2021 | 2022 | 2023 | Total |
|---|---|---|---|---|---|---|---|
| Gerald Lynch Park Docks - A new dock and approach, additional lighting, and landscaping including an accessible pathway. | | 1,200 | | | | | 1,200 |
| North Perimeter Boat Launch - Reinforcement of existing boat launch to ensure safe public access. An engineering assessment will be required to determine full scope of work. | | | | | 230 | | 230 |
| Whittier Park Dock Approach - Bank armouring, a new river access platform with floating docks, and landscaping including an accessible pathway. | | | | | 460 | | 460 |
| | **-** | **1,200** | **-** | **-** | **690** | **-** | **1,890** |

Project Name: **Parks and Recreation Enhancement Program**

Standing Policy Committee: Protection, Community Services and Parks

Department: Public Works
Project: 1857000118

Service: Parks and Urban Forestry
OurWinnipeg: Environment

| AUTHORIZATION | Previous Budgets | 2018 Estimate | FORECAST 2019 | 2020 | 2021 | 2022 | 2023 | Five-Year Forecast Total | Six-Year Total |
|---|---|---|---|---|---|---|---|---|---|
| Project Costs ($000's) | N/A * | 3,660 | 3,300 | 3,300 | 3,300 | 3,300 | 3,300 | 16,500 | 20,160 |
| Financed by: | | | | | | | | | |
| Cash to Capital | | | 3,300 | 3,300 | 3,300 | 3,300 | 3,300 | 16,500 | 16,500 |
| Internal Financing | | 885 | | | | | | | 885 |
| External Debt | | 2,775 | | | | | | | 2,775 |

| CASH FLOW | 2018 | 2019 | 2020 | 2021 | 2022 | 2023 | Beyond 2023 | Total |
|---|---|---|---|---|---|---|---|---|
| Project Costs ($000's) | 3,111 | 3,354 | 3,300 | 3,300 | 3,300 | 3,300 | 495 | 20,160 |
| Financed by: | | | | | | | | |
| Cash to Capital | | 2,805 | 3,300 | 3,300 | 3,300 | 3,300 | 495 | 16,500 |
| Internal Financing | 752 | 133 | | | | | | 885 |
| External Debt | 2,359 | 416 | | | | | | 2,775 |

| NET OPERATING IMPACT ($000's) | 2018 | 2019 | 2020 |
|---|---|---|---|
| Operating costs | | | |
| Debt and finance charges | 93 | 296 | 307 |
| Transfer to General Capital Fund | | 3,300 | 3,300 |
| **Total Direct Costs** | 93 | 3,596 | 3,607 |
| Less: Incremental Revenue/Recovery | 101 | 109 | 107 |
| **Net Cost/(Benefit)** | (8) | 3,487 | 3,500 |
| **Incremental Full Time Equivalent Positions** | - | - | - |

Class Estimate: Not applicable, as this is a scalable program

Program is focused on playground restorations including play equipment and safety surface replacements, along with associated amenity and pathway improvements to enhance accessibility. It is generally delivered by the Planning, Property and Development Department on behalf of the Parks and Open Space Division of the Public Works Department.

Funding is to be allocated annually as follows:

- $300,000 dedicated to address general playground and amenity safety concerns as they arise city-wide including up to $50,000 to be matched from other sources of funding for the arson related damage at Diplomat and Chochinov Parks

- remaining funding to be divided equally between each of the fifteen electoral wards

***Parks and Recreation Enhancement Program (continued):***

| | 2018 | 2019 | 2020 | 2021 | 2022 | 2023 | TOTAL |
|---|---|---|---|---|---|---|---|
| Priority Safety-Related Concerns | 300 | 300 | 300 | 300 | 300 | 300 | 1,800 |
| Charleswood-Whyte Ridge-Tuxedo | 224 | 200 | 200 | 200 | 200 | 200 | 1,224 |
| Daniel McIntyre | 224 | 200 | 200 | 200 | 200 | 200 | 1,224 |
| Elmwood-East Kildonan | 224 | 200 | 200 | 200 | 200 | 200 | 1,224 |
| Fort Rouge-East Fort Garry | 224 | 200 | 200 | 200 | 200 | 200 | 1,224 |
| Mynarski | 224 | 200 | 200 | 200 | 200 | 200 | 1,224 |
| North Kildonan | 224 | 200 | 200 | 200 | 200 | 200 | 1,224 |
| Old Kildonan | 224 | 200 | 200 | 200 | 200 | 200 | 1,224 |
| Point Douglas | 224 | 200 | 200 | 200 | 200 | 200 | 1,224 |
| River Heights-Fort Garry | 224 | 200 | 200 | 200 | 200 | 200 | 1,224 |
| South Winnipeg-St. Norbert | 224 | 200 | 200 | 200 | 200 | 200 | 1,224 |
| St. Boniface | 224 | 200 | 200 | 200 | 200 | 200 | 1,224 |
| St. Charles | 224 | 200 | 200 | 200 | 200 | 200 | 1,224 |
| St. James-Brooklands-Weston | 224 | 200 | 200 | 200 | 200 | 200 | 1,224 |
| St. Vital | 224 | 200 | 200 | 200 | 200 | 200 | 1,224 |
| Transcona | 224 | 200 | 200 | 200 | 200 | 200 | 1,224 |
| **Total** | **3,660** | **3,300** | **3,300** | **3,300** | **3,300** | **3,300** | **20,160** |

The Director of the Public Works Department may be required to reallocate ward budgets on approval of the ward councillors.

* N/A - No amounts have been included in the "Previous Budgets" due to this project's on-going nature.

Project Name: **Urban Forest Enhancement Program**

Standing Policy Committee: Protection, Community Services and Parks

Department: Public Works
Project: 1850000218

Service: Parks and Urban Forestry
OurWinnipeg: Environment

| AUTHORIZATION | Previous Budgets | 2018 Estimate | FORECAST 2019 | 2020 | 2021 | 2022 | 2023 | Five-Year Forecast Total | Six-Year Total |
|---|---|---|---|---|---|---|---|---|---|
| Project Costs ($000's) | N/A * | 6,334 | 4,100 | 4,159 | 3,800 | 3,800 | 3,800 | 19,659 | 25,993 |
| Financed by: | | | | | | | | | |
| Cash to Capital | | | 1,600 | 2,759 | 1,300 | 1,300 | 1,300 | 8,259 | 8,259 |
| External Debt | | 1,734 | 2,500 | 2,500 | 2,500 | 2,500 | 2,500 | 12,500 | 14,234 |
| Transfer from Winnipeg Parking Authority SOA (Proceeds from Sale of Winnipeg Square Parkade held in Land Operating Reserve) | | 3,500 | | | | | | - | 3,500 |
| Interim Financing from General Capital Fund / (Repayment) | | 1,100 | | (1,100) | | | | (1,100) | - |

| CASH FLOW | 2018 | 2019 | 2020 | 2021 | 2022 | 2023 | Beyond 2023 | Total |
|---|---|---|---|---|---|---|---|---|
| Project Costs ($000's) | 6,334 | 4,100 | 4,159 | 3,800 | 3,800 | 3,800 | - | 25,993 |
| Financed by: | | | | | | | | |
| Cash to Capital | | 1,600 | 2,759 | 1,300 | 1,300 | 1,300 | | 8,259 |
| External Debt | 1,734 | 2,500 | 2,500 | 2,500 | 2,500 | 2,500 | | 14,234 |
| Transfer from Winnipeg Parking Authority SOA (Proceeds from Sale of Winnipeg Square Parkade held in Land Operating Reserve) | 3,500 | | | | | | | 3,500 |
| Interim Financing from General Capital Fund / (Repayment) | 1,100 | | (1,100) | | | | | - |

| NET OPERATING IMPACT ($000's) | 2018 | 2019 | 2020 |
|---|---|---|---|
| Operating costs | | | |
| External debt and finance charges | 68 | 214 | 390 |
| Transfer to General Capital Fund | | 1,600 | 2,759 |
| **Total Direct Costs** | 68 | 1,814 | 3,149 |
| Less: Incremental Revenue/Recovery | 206 | 133 | 135 |
| **Net Cost/(Benefit)** | (138) | 1,681 | 3,014 |
| **Incremental Full Time Equivalent Positions** | - | - | - |

Class Estimate: Not applicable, as this is a scalable program

The program will include the following types of work which will be prioritized by need:

• Management of Dutch Elm Disease including a one-time increase of $4.6 million in 2018 for the Dutch Elm Disease (DED) Rapid Removal Program

• Tree pruning, removals and replacements

• Installation of tree vaults and silva cells along major routes (coordinate with street and sidewalk renewals where possible)

• The Department will come forward with a Comprehensive Urban Forestry Strategy for Council consideration

* N/A - No amounts have been included in the "Previous Budgets" due to this project's on-going nature.

Project Name: **Library Facility Safety, Security and Accessibility Improvements Program**

Standing Policy Committee: Protection, Community Services and Parks

Department: Community Services
Project: 6210000118
Service: Libraries
OurWinnipeg: Libraries

| AUTHORIZATION | Previous Budgets | 2018 Estimate | FORECAST 2019 | 2020 | 2021 | 2022 | 2023 | Five-Year Forecast Total | Six-Year Total |
|---|---|---|---|---|---|---|---|---|---|
| Project Costs ($000's) | N/A * | 100 | 162 | 165 | 219 | 171 | 176 | 893 | 993 |
| Financed by: | | | | | | | | | |
| Cash to Capital | | | 162 | 165 | 219 | 171 | 176 | 893 | 893 |
| Internal Financing | | 100 | | | | | | | 100 |

| CASH FLOW | 2018 | 2019 | 2020 | 2021 | 2022 | 2023 | Beyond 2023 | Total |
|---|---|---|---|---|---|---|---|---|
| Project Costs ($000's) | 100 | 162 | 165 | 219 | 171 | 176 | - | 993 |
| Financed by: | | | | | | | | |
| Cash to Capital | | 162 | 165 | 219 | 171 | 176 | | 893 |
| Internal Financing | 100 | | | | | | | 100 |

| NET OPERATING IMPACT ($000's) | 2018 | 2019 | 2020 |
|---|---|---|---|
| Operating costs | | | |
| Debt and finance charges | 15 | 15 | 15 |
| Transfer to General Capital Fund | | 162 | 165 |
| **Total Direct Costs** | 15 | 177 | 180 |
| Less: Incremental Revenue/Recovery | 3 | 5 | 5 |
| **Net Cost/(Benefit)** | 12 | 172 | 175 |
| **Incremental Full Time Equivalent Positions** | - | - | - |

Class Estimate: Not applicable, as this is a scalable program

Capital funding is required to address three areas:

1. Safety issues need to be addressed in many libraries including upgrading lighting, installing and upgrading closed circuit television (CCTV) video monitoring technology, regular landscape maintenance, and other building upgrades as required to ensure that libraries remain safe and welcoming to the community and deter vandalism and graffiti.

2. Accessibility issues, both physical and customer service, need to be addressed including adding exterior ramps, upgrading public and staff washrooms, improving way finding signage, and installing life safety apparatus to meet the needs of persons with disabilities.

3. Signage needs on the exterior and interiors of library facilities, including electronic signs, for promotion of services and programs are required to make libraries more visible to the community.

Each year a portion of the funds will be utilized for projects within Library facilities based upon established priorities. The 2018 capital funding will be used for projects at Millennium Library.

* N/A - No amounts have been included in the "Previous Budgets" due to this program's on-going nature.

Project Name: **Library Interior Infrastructure Replacement Program**

Standing Policy Committee: Protection, Community Services and Parks

Department: Community Services
Project: 6210000219
Service: Libraries
OurWinnipeg: Libraries

| AUTHORIZATION | Previous Budgets | 2018 Estimate | FORECAST 2019 | 2020 | 2021 | 2022 | 2023 | Five-Year Forecast Total | Six-Year Total |
|---|---|---|---|---|---|---|---|---|---|
| Project Costs ($000's) | N/A * | - | 156 | 159 | 208 | 166 | - | 689 | 689 |
| Financed by: | | | | | | | | | |
| Cash to Capital | | | 156 | 159 | 208 | 166 | | 689 | 689 |

| CASH FLOW | 2018 | 2019 | 2020 | 2021 | 2022 | 2023 | Beyond 2023 | Total |
|---|---|---|---|---|---|---|---|---|
| Project Costs ($000's) | - | 156 | 159 | 208 | 166 | - | - | 689 |
| Financed by: | | | | | | | | |
| Cash to Capital | | 156 | 159 | 208 | 166 | | | 689 |

| NET OPERATING IMPACT ($000's) | 2018 | 2019 | 2020 |
|---|---|---|---|
| Operating costs | | | |
| External debt and finance charges | | | |
| Transfer to General Capital Fund | | 156 | 159 |
| **Total Direct Costs** | - | 156 | 159 |
| Less: Incremental Revenue/Recovery | | 5 | 5 |
| **Net Cost/(Benefit)** | - | 151 | 154 |
| **Incremental Full Time Equivalent Positions** | - | - | - |

Class Estimate: Not applicable, as this is a scalable program

Continued capital funding is required to replace library interior infrastructure (e.g. workstations, public work space, furniture, shelving and children's literacy areas) that is heavily used and subject to wear and tear. In addition, changing technology requires updated workstation and furniture requirements. Replacement is required in order to ensure that library branches contain furniture and shelving that is safe, functional, accessible and part of a welcoming environment for library users.

* N/A - No amounts have been included in the "Previous Budgets" due to this program's on-going nature.

Project Name: **Library Technology Upgrade and Replacement Program**

Standing Policy Committee: Protection, Community Services and Parks

Department: Community Services
Project: 6210000319
Service: Libraries
OurWinnipeg: Libraries

| AUTHORIZATION | Previous Budgets | 2018 Estimate | FORECAST 2019 | 2020 | 2021 | 2022 | 2023 | Five-Year Forecast Total | Six-Year Total |
|---|---|---|---|---|---|---|---|---|---|
| Project Costs ($000's) | N/A * | - | 292 | 265 | 356 | 277 | - | 1,190 | 1,190 |
| Financed by: | | | | | | | | | |
| Cash to Capital | | | 292 | 265 | 356 | 277 | | 1,190 | 1,190 |

| CASH FLOW | 2018 | 2019 | 2020 | 2021 | 2022 | 2023 | Beyond 2023 | Total |
|---|---|---|---|---|---|---|---|---|
| Project Costs ($000's) | - | 292 | 265 | 356 | 277 | - | - | 1,190 |
| Financed by: | | | | | | | | |
| Cash to Capital | | 292 | 265 | 356 | 277 | | | 1,190 |

| NET OPERATING IMPACT ($000's) | 2018 | 2019 | 2020 |
|---|---|---|---|
| Operating costs | | 5 | 5 |
| External debt and finance charges | | | |
| Transfer to General Capital Fund | | 292 | 265 |
| **Total Direct Costs** | - | 297 | 270 |
| Less: Incremental Revenue/Recovery | | 9 | 9 |
| **Net Cost/(Benefit)** | - | 288 | 261 |
| **Incremental Full Time Equivalent Positions** | - | - | - |

Class Estimate: Not applicable, as this is a scalable program

The Winnipeg Library Service supports the digital economy and fosters digital literacy by making public access computers available to all customers. Capital funds are required to upgrade and replace public access and staff personal computers and support new innovative and efficient technology applications in libraries to address the changing needs of customers and move towards consistent services levels in all facilities by:

- Increasing the number of public access computers system wide.
- Upgrading and replacing aging public access computers, monitors and peripheral devices.
- Providing access to public training sessions using current eReader and mobile technology.
- Expanding and enhancing information services through technological innovation and digitalization projects.

The acquisition of Information Technology has an impact on the Library Services operating budget due to maintenance and/or licensing costs associated with equipment and applications.

* N/A - No amounts have been included in the "Previous Budgets" due to this program's on-going nature.

Project Name: **Library Refurbishment and Redevelopment Program - Existing Infrastructure**

Standing Policy Committee: Protection, Community Services and Parks

Department: Community Services
Project: 6362100119

Service: Libraries
OurWinnipeg: Libraries

| AUTHORIZATION | Previous Budgets | 2018 Estimate | FORECAST 2019 | 2020 | 2021 | 2022 | 2023 | Five-Year Forecast Total | Six-Year Total |
|---|---|---|---|---|---|---|---|---|---|
| Project Costs ($000's) | N/A * | - | 291 | 265 | 356 | 277 | - | 1,189 | 1,189 |
| Financed by: | | | | | | | | | |
| Cash to Capital | | | 291 | 265 | 356 | 277 | | 1,189 | 1,189 |

| CASH FLOW | 2018 | 2019 | 2020 | 2021 | 2022 | 2023 | Beyond 2023 | Total |
|---|---|---|---|---|---|---|---|---|
| Project Costs ($000's) | - | 291 | 265 | 356 | 277 | - | - | 1,189 |
| Financed by: | | | | | | | | |
| Cash to Capital | | 291 | 265 | 356 | 277 | | | 1,189 |

| NET OPERATING IMPACT ($000's) | 2018 | 2019 | 2020 |
|---|---|---|---|
| Operating costs | | | |
| External debt and finance charges | | | |
| Transfer to General Capital Fund | | 291 | 265 |
| **Total Direct Costs** | - | 291 | 265 |
| Less: Incremental Revenue/Recovery | | 9 | 9 |
| **Net Cost/(Benefit)** | - | 282 | 256 |
| **Incremental Full Time Equivalent Positions** | - | - | - |

Class Estimate: Not applicable, as this is a scalable program

This capital program is required to support ongoing renovations of existing library branch infrastructure. Funding will be used to undertake minor construction projects in order to improve library facilities to meet the changing needs of library users.

* N/A - No amounts have been included in the "Previous Budgets" due to this program's on-going nature.

Project Name: **Library Facility Redevelopment - River Heights Library**

Department: Community Services
Project: 6213002114
Service: Libraries
OurWinnipeg: Libraries

| AUTHORIZATION | Previous Budgets | 2018 Estimate | FORECAST 2019 | 2020 | 2021 | 2022 | 2023 | Five-Year Forecast Total | Six-Year Total |
|---|---|---|---|---|---|---|---|---|---|
| Project Costs ($000's) | 5,747 | - | 3,570 | - | - | - | - | 3,570 | 3,570 |
| Financed by: | | | | | | | | | |
| External Debt | | | 3,570 | | | | | 3,570 | 3,570 |

| CASH FLOW | 2018 | 2019 | 2020 | 2021 | 2022 | 2023 | Beyond 2023 | Total |
|---|---|---|---|---|---|---|---|---|
| Project Costs ($000's) | - | 3,570 | - | - | - | - | - | 3,570 |
| Financed by: | | | | | | | | |
| External Debt | | 3,570 | | | | | | 3,570 |

| NET OPERATING IMPACT ($000's) | 2018 | 2019 | 2020 |
|---|---|---|---|
| Operating costs | | | |
| External debt and finance charges | | 150 | 243 |
| Transfer to General Capital Fund | | | |
| **Total Direct Costs** | - | 150 | 243 |
| Less: Incremental Revenue/Recovery | | 116 | |
| **Net Cost/(Benefit)** | - | 34 | 243 |
| **Incremental Full Time Equivalent Positions** | - | - | - |

Class Estimate: 3

Capital funds are projected based on the "Library Facility Redevelopment Strategy" June 2012 administrative report. The "Library Facility Redevelopment Strategy" was adopted by Council January 29, 2013. Funds are necessary to replace and furnish modern, safe, and accessible libraries that are able to accommodate the changing needs of library users.

The Library Redevelopment Strategy includes a plan for eight existing city library facilities:

Charleswood - **Opened in 2015**
Windsor Park - **Currently under construction**
St. Vital - **Currently under construction**
Transcona - **Currently under construction**
River Heights
St. James
West Kildonan
Westwood

Final authorization(s) for each library facility are dependent on separate report(s) to Council outlining lease vs. build options for each new facility.

On March 22, 2016, Council adopted a total budget of $5.660 million for the River Heights Library redevelopment. An amendment was approved April 7, 2017 for a total project budget of $5.747 million.

Additional capital funding of $3.570 million is required for the redevelopment and re-location of the River Heights Library to the Grant Park/ Pan Am Pool site. The existing River Heights library is near end of useful life and is too small for any redevelopment or expansion to meet current Library service levels including program space, technology and accessibility including parking. This project cannot proceed without this additional funding to supplement the original $5.747 million for a total project cost of $9.317 million.

The additional budget request is based on recently received Class 3 Estimates.

Incremental operating funds required for each library branch redevelopment will be considered in the Operating Budget as each library branch project comes forward for final approval, therefore, no operating costs are noted above.

A first charge will be required of up to $3.570 million in 2018 or prior to the adoption of the 2019 Capital Budget to facilitate timely work on the project.

Project Name: **Library Facility Redevelopment - St. James Library**

Standing Policy Committee: Protection, Community Services and Parks

Department: Community Services
Project: 6362100319

Service: Libraries
OurWinnipeg: Libraries

| AUTHORIZATION | Previous Budgets | 2018 Estimate | FORECAST 2019 | 2020 | 2021 | 2022 | 2023 | Five-Year Forecast Total | Six-Year Total |
|---|---|---|---|---|---|---|---|---|---|
| Project Costs ($000's) | - | - | 538 | 2,124 | 8,442 | - | - | 11,104 | 11,104 |
| Financed by: | | | | | | | | | |
| External Debt | | | 538 | 2,124 | 8,442 | | | 11,104 | 11,104 |

| CASH FLOW | 2018 | 2019 | 2020 | 2021 | 2022 | 2023 | Beyond 2023 | Total |
|---|---|---|---|---|---|---|---|---|
| Project Costs ($000's) | - | 538 | 2,124 | 8,442 | - | - | - | 11,104 |
| Financed by: | | | | | | | | |
| External Debt | | 538 | 2,124 | 8,442 | | | | 11,104 |

| NET OPERATING IMPACT ($000's) | 2018 | 2019 | 2020 |
|---|---|---|---|
| Operating costs | | | |
| Debt and finance charges | | 22 | 131 |
| Transfer to General Capital Fund | | | |
| **Total Direct Costs** | - | 22 | 131 |
| Less: Incremental Revenue/Recovery | | 17 | 69 |
| **Net Cost/(Benefit)** | - | 5 | 62 |
| **Incremental Full Time Equivalent Positions** | - | - | - |

Class Estimate: 5

The "Library Facility Redevelopment Strategy" was adopted by Council January 29, 2013. Funds are necessary to replace and furnish modern, safe, and accessible libraries that are able to accommodate the changing needs of library users.

The Library Redevelopment Strategy includes a plan for eight existing city library facilities:

Charleswood - **Opened in 2015**
Windsor Park - **Currently under construction**
St. Vital - **Currently under construction**
Transcona - **Currently under construction**
River Heights
St. James
West Kildonan
Westwood

Final authorization(s) for each library facility are dependent on separate report(s) to Council outlining lease vs. build options for each new facility.

Capital funding for the St. James Library project includes $538,000 in 2019 for preliminary planning purposes and $2.124 million in 2020 primarily for detail design to obtain a class 3 estimate.

Capital funds in 2021 include $8.442 million for the construction and for interior infrastructure. Construction will not commence until a class 3 estimate is obtained.

Incremental operating funds required for each library branch redevelopment will be considered in the Operating Budget as each library branch project comes forward for final approval, therefore, no operating costs are noted above.

Project Name: **Library Facility Redevelopment - West Kildonan Library**

Standing Policy Committee: Protection, Community Services and Parks

Department: Community Services
Project: 6362100421
Service: Libraries
OurWinnipeg: Libraries

| AUTHORIZATION | Previous Budgets | 2018 Estimate | FORECAST 2019 | 2020 | 2021 | 2022 | 2023 | Five-Year Forecast Total | Six-Year Total |
|---|---|---|---|---|---|---|---|---|---|
| Project Costs ($000's) | - | - | - | - | 937 | 2,774 | - | 3,711 | 3,711 |
| Financed by: | | | | | | | | | |
| External Debt | | | | | 937 | 2,774 | | 3,711 | 3,711 |

| CASH FLOW | 2018 | 2019 | 2020 | 2021 | 2022 | 2023 | Beyond 2023 | Total |
|---|---|---|---|---|---|---|---|---|
| Project Costs ($000's) | - | - | - | 937 | 2,774 | - | - | 3,711 |
| Financed by: | | | | | | | | |
| External Debt | | | | 937 | 2,774 | | | 3,711 |

| NET OPERATING IMPACT ($000's) | 2018 | 2019 | 2020 |
|---|---|---|---|
| Operating costs | | | |
| External debt and finance charges | | | |
| Transfer to General Capital Fund | | | |
| **Total Direct Costs** | - | - | - |
| Less: Incremental Revenue/Recovery | | | |
| **Net Cost/(Benefit)** | - | - | - |
| **Incremental Full Time Equivalent Positions** | - | - | - |

Class Estimate: 5

The "Library Facility Redevelopment Strategy" was adopted by Council January 29, 2013. Funds are necessary to replace and furnish modern, safe, and accessible libraries that are able to accommodate the changing needs of library users.

The Library Redevelopment Strategy includes a plan for eight existing city library facilities:

Charleswood - **Opened in 2015**
Windsor Park - **Currently under construction**
St. Vital - **Currently under construction**
Transcona - **Currently under construction**
River Heights
St. James
West Kildonan
Westwood

Final authorization(s) for each library facility are dependent on separate report(s) to Council outlining lease vs. build options for each new facility.

Capital funding for the West Kildonan Library project includes $937,000 in 2021 for public engagement and detail design to obtain a class 3 estimate and to commence construction. Construction will not commence until a class 3 estimate is obtained. The assumption since 2013 is that West Kildonan Library will be a leased facility, therefore estimated funding represents this assumption. Final recommendation on lease vs. build will not be made until 2021.

Capital funds in 2022 include $2.774 million for the construction and for interior infrastructure.

Incremental operating funds required for each library branch redevelopment will be considered in the Operating Budget as each library branch project comes forward for final approval, therefore, no operating costs are noted above.

Project Name: **Library Facility Redevelopment - Westwood Library**

Standing Policy Committee: Protection, Community Services and Parks

Department: Community Services
Project: 6362100521

Service: Libraries
OurWinnipeg: Libraries

| AUTHORIZATION | Previous Budgets | 2018 Estimate | FORECAST 2019 | 2020 | 2021 | 2022 | 2023 | Five-Year Forecast Total | Six-Year Total |
|---|---|---|---|---|---|---|---|---|---|
| Project Costs ($000's) | - | - | - | - | 146 | 794 | 3,088 | 4,028 | 4,028 |
| Financed by: | | | | | | | | | |
| External Debt | | | | | 146 | 794 | | 940 | 940 |
| Federal Gas Tax | | | | | | | 3,088 | 3,088 | 3,088 |

| CASH FLOW | 2018 | 2019 | 2020 | 2021 | 2022 | 2023 | Beyond 2023 | Total |
|---|---|---|---|---|---|---|---|---|
| Project Costs ($000's) | - | - | - | 146 | 794 | 3,088 | - | 4,028 |
| Financed by: | | | | | | | | |
| External Debt | | | | 146 | 794 | | | 940 |
| Federal Gas Tax | | | | | | 3,088 | | 3,088 |

| NET OPERATING IMPACT ($000's) | 2018 | 2019 | 2020 |
|---|---|---|---|
| Operating costs | | | |
| External debt and finance charges | | | |
| Transfer to General Capital Fund | | | |
| **Total Direct Costs** | - | - | - |
| Less: Incremental Revenue/Recovery | | | |
| **Net Cost/(Benefit)** | - | - | - |
| **Incremental Full Time Equivalent Positions** | - | - | - |

Class Estimate: 5

The "Library Facility Redevelopment Strategy" was adopted by Council January 29, 2013. Funds are necessary to replace and furnish modern, safe, and accessible libraries that are able to accommodate the changing needs of library users.

The Library Redevelopment Strategy includes a plan for eight existing city library facilities:

Charleswood - **Opened in 2015**
Windsor Park - **Currently under construction**
St. Vital - **Currently under construction**
Transcona - **Currently under construction**
River Heights
St. James
West Kildonan
Westwood

Final authorization(s) for each library facility are dependent on separate report(s) to Council outlining lease vs. build options for each new facility.

Capital funding for the Westwood Library project includes $146,000 in 2021 for feasibility study and $794,000 in 2022 for detail design to obtain a class 3 estimate and to commence construction. Construction will not commence until a class 3 estimate is obtained. The assumption since 2013 is that Westwood Library will be a leased facility, therefore estimated funding represents this assumption. Final recommendation on lease vs. build will not be made until 2021.

Capital funds will be required in 2023 for the construction of Westwood Library, and for interior infrastructure.

Incremental operating funds required for each library branch redevelopment will be considered in the Operating Budget as each library branch project comes forward for final approval, therefore, no operating costs are noted above.

Project Name: **New Library Facility - South Winnipeg Library**

Standing Policy Committee: Protection, Community Services and Parks

Department: Community Services
Project: 6213000117
Service: Libraries
OurWinnipeg: Libraries

| AUTHORIZATION | Previous Budgets | 2018 Estimate | FORECAST 2019 | 2020 | 2021 | 2022 | 2023 | Five-Year Forecast Total | Six-Year Total |
|---|---|---|---|---|---|---|---|---|---|
| Project Costs ($000's) | 120 | - | - | 251 | 700 | 5,323 | 3,763 | 10,037 | 10,037 |
| Financed by: | | | | | | | | | |
| Cash to Capital | | | | 251 | 700 | | | 951 | 951 |
| Federal Gas Tax | | | | | | 5,323 | 3,763 | 9,086 | 9,086 |

| CASH FLOW | 2018 | 2019 | 2020 | 2021 | 2022 | 2023 | Beyond 2023 | Total |
|---|---|---|---|---|---|---|---|---|
| Project Costs ($000's) | - | - | 251 | 700 | 5,323 | 3,763 | - | 10,037 |
| Financed by: | | | | | | | | |
| Cash to Capital | | | 251 | 700 | | | | 951 |
| Federal Gas Tax | | | | | 5,323 | 3,763 | | 9,086 |

| NET OPERATING IMPACT ($000's) | 2018 | 2019 | 2020 |
|---|---|---|---|
| Operating costs | | | |
| External debt and finance charges | | | |
| Transfer to General Capital Fund | | | 251 |
| **Total Direct Costs** | - | - | 251 |
| Less: Incremental Revenue/Recovery | | | 8 |
| **Net Cost/(Benefit)** | - | - | 243 |
| **Incremental Full Time Equivalent Positions** | - | - | - |

Class Estimate: 5

One of the key goals of Winnipeg Public Library's Strategic Plan 2015 - 2020 is to "ensure that all library branches are welcoming and accessible destinations". A key action outlined under this goal is to build new library branches in communities that are currently underserviced or that have undergone rapid population growth in recent years.

Capital funding for the South Winnipeg Library project includes $120,000 in 2017 for preliminary planning purposes, $251,000 in 2020 for preliminary design, $700,000 in 2021 for detail design to obtain a class 3 estimate. Construction will not commence until a class 3 estimate is obtained.

Capital funds in 2022 and 2023 are for the construction and interior infrastructure.

Incremental operating funds will be considered in the operating budget as the library project comes forward for final approval.

Project Name: **New Community Facility - Southeast Winnipeg**

Standing Policy Committee: Protection, Community Services and Parks

Department: Community Services
Project: 6362100720
Service: Recreation
OurWinnipeg: Recreation

| AUTHORIZATION | Previous Budgets | 2018 Estimate | FORECAST 2019 | 2020 | 2021 | 2022 | 2023 | Five-Year Forecast Total | Six-Year Total |
|---|---|---|---|---|---|---|---|---|---|
| Project Costs ($000's) | - | - | - | 140 | - | - | - | 140 | 140 |
| Financed by: | | | | | | | | | |
| Cash to Capital | | | | 140 | | | | 140 | 140 |

| CASH FLOW | 2018 | 2019 | 2020 | 2021 | 2022 | 2023 | Beyond 2023 | Total |
|---|---|---|---|---|---|---|---|---|
| Project Costs ($000's) | - | - | 140 | - | - | - | - | 140 |
| Financed by: | | | | | | | | |
| Cash to Capital | | | 140 | | | | | 140 |

| NET OPERATING IMPACT ($000's) | 2018 | 2019 | 2020 |
|---|---|---|---|
| Operating costs | | | |
| External debt and finance charges | | | |
| Transfer to General Capital Fund | | | 140 |
| **Total Direct Costs** | - | - | 140 |
| Less: Incremental Revenue/Recovery | | | 5 |
| **Net Cost/(Benefit)** | - | - | 135 |
| **Incremental Full Time Equivalent Positions** | - | - | - |

Class Estimate: 5

The southeast quadrant of Winnipeg includes densely populated neighbourhoods such as Southdale, Island Lakes, Royalwood, Southland Park and South St. Boniface and the rapidly growing developments of Sage Creek and Precinct K. Capital funds in 2020 are necessary to explore opportunities for new infrastructure to service growth in these with a focus on developing multi-use facilities (e.g. libraries, water amenities, fitness facilities, skateboard parks, basketball courts, arenas).

Project Name: **Recreational Facility Safety, Security and Accessibility Improvements Program**

Standing Policy Committee: Protection, Community Services and Parks

Department: Community Services
Project: 6250000118
Service: Recreation
OurWinnipeg: Recreation

| AUTHORIZATION | Previous Budgets | 2018 Estimate | FORECAST 2019 | 2020 | 2021 | 2022 | 2023 | Five-Year Forecast Total | Six-Year Total |
|---|---|---|---|---|---|---|---|---|---|
| Project Costs ($000's) | N/A * | 100 | 162 | 165 | 168 | 172 | 176 | 843 | 943 |
| Financed by: | | | | | | | | | |
| Cash to Capital | | | 162 | 165 | 168 | 172 | 176 | 843 | 843 |
| Internal Financing | | 100 | | | | | | | 100 |

| CASH FLOW | 2018 | 2019 | 2020 | 2021 | 2022 | 2023 | Beyond 2023 | Total |
|---|---|---|---|---|---|---|---|---|
| Project Costs ($000's) | 100 | 162 | 165 | 168 | 172 | 176 | - | 943 |
| Financed by: | | | | | | | | |
| Cash to Capital | | 162 | 165 | 168 | 172 | 176 | | 843 |
| Internal Financing | 100 | | | | | | | 100 |

| NET OPERATING IMPACT ($000's) | 2018 | 2019 | 2020 |
|---|---|---|---|
| Operating costs | | | |
| Debt and finance charges | 15 | 15 | 15 |
| Transfer to General Capital Fund | | 162 | 165 |
| **Total Direct Costs** | 15 | 177 | 180 |
| Less: Incremental Revenue/Recovery | 3 | 5 | 5 |
| **Net Cost/(Benefit)** | 12 | 172 | 175 |
| **Incremental Full Time Equivalent Positions** | - | - | - |

Class Estimate: Not applicable, as this is a scalable program

This capital program addresses workplace and public safety, health, and accessibility issues.

Recreation facility amenities must be refurbished to meet public health and safety standards, regulation, and to enhance facilities to meet the needs of the public including accessibility (washrooms, change rooms, signage, public entranceways, etc.) and accessible family amenities (specialty change rooms).

The Community Services Department commissioned a comprehensive safety, security and accessibility assessment of all Community Services Department facilities. Using Crime Prevention Through Environmental Design (CPTED) principles, Workplace Safety & Health Legislation and City of Winnipeg Accessibility Design Standards, the purpose of the assessment was to identify safety, security and accessibility deficiencies within each facility.

***Recreational Facility Safety, Security and Accessibility Improvements Program (continued):***

Capital funding is required to address:

1. Safety and security issues including continued replacement of outdated security monitoring systems including closed circuit television (CCTVs). New demands require new and improved security for staff while performing their duties and increased surveillance of non-staffed space within our buildings, both for patron safety and theft prevention within and immediately outside of aquatic, recreation and community facilities. Also included is continued replacement of outdated Automated External Defibrillators (AED) equipment & safety equipment, lighting upgrades and enhanced signage.

2. In December 2013 the Accessibility for Manitobans Act was passed into law. Over the next few years there will be requirements of municipalities to ensure that their facilities, services and policies address the needs of the disabled. Included but not limited to adding exterior ramps, upgrading public and staff washrooms, improving way finding signage, and installing life safety apparatus to meet the needs of persons with disabilities.

Each year a portion of the funds will be utilized for projects within the City's aquatic facilities and recreation centres based upon established priorities.

* N/A - No amounts have been included in the "Previous Budgets" due to this program's on-going nature.

Project Name: **Fitness Equipment Upgrade Program**

Standing Policy Committee: Protection, Community Services and Parks

Department: Community Services
Project: 6250000219
Service: Recreation
OurWinnipeg: Recreation

| AUTHORIZATION | Previous Budgets | 2018 Estimate | FORECAST 2019 | 2020 | 2021 | 2022 | 2023 | Five-Year Forecast Total | Six-Year Total |
|---|---|---|---|---|---|---|---|---|---|
| Project Costs ($000's) | N/A * | - | 227 | 115 | 118 | 121 | - | 581 | 581 |
| Financed by: | | | | | | | | | |
| Cash to Capital | | | 227 | 115 | 118 | 121 | | 581 | 581 |

| CASH FLOW | 2018 | 2019 | 2020 | 2021 | 2022 | 2023 | Beyond 2023 | Total |
|---|---|---|---|---|---|---|---|---|
| Project Costs ($000's) | - | 227 | 115 | 118 | 121 | - | - | 581 |
| Financed by: | | | | | | | | |
| Cash to Capital | | 227 | 115 | 118 | 121 | | | 581 |

| NET OPERATING IMPACT ($000's) | 2018 | 2019 | 2020 |
|---|---|---|---|
| Operating costs | | | |
| External debt and finance charges | | | |
| Transfer to General Capital Fund | | 227 | 115 |
| **Total Direct Costs** | - | 227 | 115 |
| Less: Incremental Revenue/Recovery | | 7 | 4 |
| **Net Cost/(Benefit)** | - | 220 | 111 |
| **Incremental Full Time Equivalent Positions** | - | - | - |

Class Estimate: Not applicable, as this is a scalable program

Capital funding is required to replace cardio and strength based fitness equipment on a rotating cycle at the City's 10 multi-use recreation and aquatic facilities to continue to meet the program needs of patrons and minimize safety issues that could arise from aging fitness equipment.

* N/A - No amounts have been included in the "Previous Budgets" due to this program's on-going nature.

Project Name: **Recreation Equipment and Amenities Program**

Standing Policy Committee: Protection, Community Services and Parks

Department: Community Services
Project: 6250000321
Service: Recreation
OurWinnipeg: Recreation

| AUTHORIZATION | Previous Budgets | 2018 Estimate | FORECAST 2019 | 2020 | 2021 | 2022 | 2023 | Five-Year Forecast Total | Six-Year Total |
|---|---|---|---|---|---|---|---|---|---|
| Project Costs ($000's) | N/A * | - | - | - | 200 | - | - | 200 | 200 |
| Financed by: | | | | | | | | | |
| Cash to Capital | | | | | 200 | | | 200 | 200 |

| CASH FLOW | 2018 | 2019 | 2020 | 2021 | 2022 | 2023 | Beyond 2023 | Total |
|---|---|---|---|---|---|---|---|---|
| Project Costs ($000's) | - | - | - | 200 | - | - | - | 200 |
| Financed by: | | | | | | | | |
| Cash to Capital | | | | 200 | | | | 200 |

| NET OPERATING IMPACT ($000's) | 2018 | 2019 | 2020 |
|---|---|---|---|
| Operating costs | | | |
| External debt and finance charges | | | |
| Transfer to General Capital Fund | | | |
| **Total Direct Costs** | - | - | - |
| Less: Incremental Revenue/Recovery | | | |
| **Net Cost/(Benefit)** | - | - | - |
| **Incremental Full Time Equivalent Positions** | - | - | - |

Class Estimate: Not applicable, as this is a scalable program

Capital funding is required to purchase equipment and amenity upgrades to meet the program needs of patrons for existing, new, or renovated recreation, aquatic and community facilities. The Recreation Equipment and Amenities Program will provide capital funding to ensure facilities are outfitted with equipment that will help promote participation in recreation and leisure programs.

* N/A - No amounts have been included in the "Previous Budgets" due to this program's on-going nature.

Project Name: **Recreation Refurbishment and Redevelopment Program - Existing Infrastructure**

Standing Policy Committee: Protection, Community Services and Parks

Department: Community Services
Project: 6362500119
Service: Recreation
OurWinnipeg: Recreation

| AUTHORIZATION | Previous Budgets | 2018 Estimate | FORECAST 2019 | 2020 | 2021 | 2022 | 2023 | Five-Year Forecast Total | Six-Year Total |
|---|---|---|---|---|---|---|---|---|---|
| Project Costs ($000's) | N/A * | - | 1,061 | - | - | - | - | 1,061 | 1,061 |
| Financed by: | | | | | | | | | |
| Cash to Capital | | | 1,061 | | | | | 1,061 | 1,061 |

| CASH FLOW | 2018 | 2019 | 2020 | 2021 | 2022 | 2023 | Beyond 2023 | Total |
|---|---|---|---|---|---|---|---|---|
| Project Costs ($000's) | - | 1,061 | - | - | - | - | - | 1,061 |
| Financed by: | | | | | | | | |
| Cash to Capital | | 1,061 | | | | | | 1,061 |

| NET OPERATING IMPACT ($000's) | 2018 | 2019 | 2020 |
|---|---|---|---|
| Operating costs | | | |
| External debt and finance charges | | | |
| Transfer to General Capital Fund | | 1,061 | |
| **Total Direct Costs** | - | 1,061 | - |
| Less: Incremental Revenue/Recovery | | 34 | |
| **Net Cost/(Benefit)** | - | 1,027 | - |
| **Incremental Full Time Equivalent Positions** | - | - | - |

Class Estimate: Not applicable, as this is a scalable program

This capital program supports ongoing renovations of existing aquatic, recreation and community facilities including arenas, indoor pools, outdoor pools, recreation and leisure centres. Over 70% of the recreation asset inventory is 40 years or older. Funding will be used to undertake construction projects in order to improve facilities and meet the changing needs of aquatic and recreation facility users.

* N/A - No amounts have been included in the "Previous Budgets" due to this program's on-going nature.

Project Name: **Recreation Facility - New Infrastructure**

Standing Policy Committee: Protection, Community Services and Parks

Department: Community Services
Project: 6362500519
Service: Recreation
OurWinnipeg: Recreation

| AUTHORIZATION | Previous Budgets | 2018 Estimate | FORECAST 2019 | 2020 | 2021 | 2022 | 2023 | Five-Year Forecast Total | Six-Year Total |
|---|---|---|---|---|---|---|---|---|---|
| Project Costs ($000's) | 300 | - | 3,500 | - | 2,160 | - | - | 5,660 | 5,660 |
| Financed by: | | | | | | | | | |
| Cash to Capital | | | 3,500 | | 2,160 | | | 5,660 | 5,660 |

| CASH FLOW | 2018 | 2019 | 2020 | 2021 | 2022 | 2023 | Beyond 2023 | Total |
|---|---|---|---|---|---|---|---|---|
| Project Costs ($000's) | - | 3,500 | - | 2,160 | - | - | - | 5,660 |
| Financed by: | | | | | | | | |
| Cash to Capital | | 3,500 | | 2,160 | | | | 5,660 |

| NET OPERATING IMPACT ($000's) | 2018 | 2019 | 2020 |
|---|---|---|---|
| Operating costs | | | |
| External debt and finance charges | | | |
| Transfer to General Capital Fund | | 3,500 | |
| **Total Direct Costs** | - | 3,500 | - |
| Less: Incremental Revenue/Recovery | | 114 | |
| **Net Cost/(Benefit)** | - | 3,386 | - |
| **Incremental Full Time Equivalent Positions** | - | - | - |

Class Estimate: Not applicable, as this is a scalable program

These project funds are necessary for new infrastructure to service growth and to replace existing aging infrastructure to meet citizen demand for contemporary recreational amenities. Replacement of existing facilities may result in consolidation or closing of existing facilities to meet the requirements in the Recreation Leisure and Library Facility Policy approved by Council on May 18, 2005. The City is working towards the consolidation of facilities in all future developments with a focus on developing multi-use facilities (e.g. libraries, water amenities, fitness facilities, skateboard parks, basketball courts, arenas).

Future funding may be used for the South Winnipeg Recreation Initiative and/or the Grant Park Campus Plan depending on the results of feasibility studies currently underway for both and could include joint use facilities, multi-use recreation, leisure and library facilities, or stand alone facilities.

Project Name: **St. James Civic Centre - Facility Renewal and Expansion (formerly - St. James Civic Centre - Facility Addition)**

Standing Policy Committee: Protection, Community Services and Parks

Department: Community Services
Project: 6362500217
Service: Recreation
OurWinnipeg: Recreation

| AUTHORIZATION | Previous Budgets | 2018 Estimate | FORECAST 2019 | 2020 | 2021 | 2022 | 2023 | Five-Year Forecast Total | Six-Year Total |
|---|---|---|---|---|---|---|---|---|---|
| Project Costs ($000's) | 1,195 | 2,400 | 2,405 | - | - | - | - | 2,405 | 4,805 |
| Financed by: | | | | | | | | | |
| External Debt | | 2,400 | 2,405 | | | | | 2,405 | 4,805 |
| Transfer from Corporate Non-Specified Capital Account | 945 | 250 | | | | | | - | 250 |
| St James 55+ Centre (Winnipeg Foundation) | 250 | (250) | | | | | | - | (250) |

| CASH FLOW | 2018 | 2019 | 2020 | 2021 | 2022 | 2023 | Beyond 2023 | Total |
|---|---|---|---|---|---|---|---|---|
| Project Costs ($000's) | 2,400 | 2,405 | - | - | - | - | - | 4,805 |
| Financed by: | | | | | | | | |
| External Debt | 2,400 | 2,405 | | | | | | 4,805 |
| Transfer from Corporate Non-Specified Capital Account | 250 | | | | | | | 250 |
| St James 55+ Centre (Winnipeg Foundation) | (250) | | | | | | | (250) |

| NET OPERATING IMPACT ($000's) | 2018 | 2019 | 2020 |
|---|---|---|---|
| Operating costs | | | |
| External debt and finance charges | 94 | 251 | 314 |
| Transfer to General Capital Fund | | | |
| **Total Direct Costs** | 94 | 251 | 314 |
| Less: Incremental Revenue/Recovery | 78 | 78 | |
| **Net Cost/(Benefit)** | 16 | 173 | 314 |
| **Incremental Full Time Equivalent Positions** | - | - | - |

Class Estimate: 4

Capital funding is requested for renovation and renewal of the St. James Civic Centre to ensure continued facility operation. Critical building systems (e.g. electrical, HVAC, building envelope and mechanical) within the facility have reached the end of their useful life and require repair or replacement. The project will also address Building Code compliance within the existing facility.

The total project cost is $6.0 million. The 2017 Capital Budget included $1.195 million for planning, design, and development of a Class 3 cost estimate as well as potential commencement of construction. Funding in 2018 and 2019 is for construction costs. Construction will not commence until a Class 3 estimate is obtained.

A first charge of up to $2.405 million in 2018 or prior to the adoption of the 2019 Capital Budget will be required to facilitate timely delivery of the project.

Funding of $6.0 million is for the St. James Civic Centre building systems renewal. Any expansion or addition to the facility is contingent on funding commitments from the Province and/or Federal governments.

Project Name: **Seven Oaks Pool - Concrete Restoration and Air Handling Unit Replacement**

Standing Policy Committee: Protection, Community Services and Parks

Department: Community Services
Project: 6362400119
Service: Recreation
OurWinnipeg: Recreation

| AUTHORIZATION | Previous Budgets | 2018 Estimate | FORECAST 2019 | 2020 | 2021 | 2022 | 2023 | Five-Year Forecast Total | Six-Year Total |
|---|---|---|---|---|---|---|---|---|---|
| Project Costs ($000's) | - | - | 2,239 | - | - | - | - | 2,239 | 2,239 |
| Financed by: | | | | | | | | | |
| External Debt | | | 990 | | | | | 990 | 990 |
| Transfer from Departmental | | | | | | | | | |
| Non-Specified Capital Account | | | 163 | | | | | 163 | 163 |
| Federal Gas Tax | | | 1,086 | | | | | 1,086 | 1,086 |

| CASH FLOW | 2018 | 2019 | 2020 | 2021 | 2022 | 2023 | Beyond 2023 | Total |
|---|---|---|---|---|---|---|---|---|
| Project Costs ($000's) | - | 2,239 | - | - | - | - | - | 2,239 |
| Financed by: | | | | | | | | |
| External Debt | | 990 | | | | | | 990 |
| Transfer from Departmental | | | | | | | | |
| Non-Specified Capital Account | | 163 | | | | | | 163 |
| Federal Gas Tax | | 1,086 | | | | | | 1,086 |

| NET OPERATING IMPACT ($000's) | 2018 | 2019 | 2020 |
|---|---|---|---|
| Operating costs | | | |
| External debt and finance charges | | 42 | 68 |
| Transfer to General Capital Fund | | | |
| **Total Direct Costs** | - | 42 | 68 |
| Less: Incremental Revenue/Recovery | | 73 | |
| **Net Cost/(Benefit)** | - | (31) | 68 |
| **Incremental Full Time Equivalent Positions** | - | - | - |

Class Estimate: 3

Capital funding is required for critical infrastructure remediation to the existing Seven Oaks Indoor Pool facility, for works outside the scope of the Seven Oaks Pool Renewal/ Indoor Spray Pad Project.

Required work includes structural and roofing system repairs and replacement of mechanical and electrical components that have seen 40 years of service in a moist and corrosive pool environment.

A first charge of up to $2.239 million in 2018 or prior to the adoption of the 2019 Capital Budget will be required to facilitate timely work on the project. Funding in 2019 includes rebudgeted amounts from previously approved capital budgets - see Appendix 4.

Project Name: **Pan Am Pool - Ceiling, Lighting, and Public Address and Audio System**

Standing Policy Committee: Protection, Community Services and Parks

Department: Community Services
Project: 6362400219
Service: Recreation
OurWinnipeg: Recreation

| AUTHORIZATION | Previous Budgets | 2018 Estimate | FORECAST 2019 | 2020 | 2021 | 2022 | 2023 | Five-Year Forecast Total | Six-Year Total |
|---|---|---|---|---|---|---|---|---|---|
| Project Costs ($000's) | - | - | 2,600 | - | - | - | - | 2,600 | 2,600 |
| Financed by: | | | | | | | | | |
| Federal Gas Tax | | | 2,600 | | | | | 2,600 | 2,600 |

| CASH FLOW | 2018 | 2019 | 2020 | 2021 | 2022 | 2023 | Beyond 2023 | Total |
|---|---|---|---|---|---|---|---|---|
| Project Costs ($000's) | - | 2,600 | - | - | - | - | - | 2,600 |
| Financed by: | | | | | | | | |
| Federal Gas Tax | | 2,600 | | | | | | 2,600 |

| NET OPERATING IMPACT ($000's) | 2018 | 2019 | 2020 |
|---|---|---|---|
| Operating costs | | | |
| External debt and finance charges | | | |
| Transfer to General Capital Fund | | | |
| **Total Direct Costs** | - | - | - |
| Less: Incremental Revenue/Recovery | | 85 | |
| **Net Cost/(Benefit)** | - | (85) | - |
| **Incremental Full Time Equivalent Positions** | - | - | - |

Class Estimate: 3

Capital funding is required for the replacement of the acoustic ceiling and lighting over the main pool tank at Pan Am Pool. The public address and audio system is the original system from 1969 and is outdated requiring replacement.

Capital funds will be used for removal of the acoustic ceiling as the support structure is in poor condition. A feasibility study will be undertaken to identify the full scope of work for the ceiling, lighting and public address and audio system upgrades.

A first charge of up to $2.6 million in 2018 or prior to the adoption of the 2019 Capital Budget will be required to facilitate timely work on the project.

Project Name: **Boni-Vital Pool**

Standing Policy Committee: Protection, Community Services and Parks

Department: Community Services
Project: 6362400317
Service: Recreation
OurWinnipeg: Recreation

| AUTHORIZATION | Previous Budgets | 2018 Estimate | FORECAST 2019 | 2020 | 2021 | 2022 | 2023 | Five-Year Forecast Total | Six-Year Total |
|---|---|---|---|---|---|---|---|---|---|
| Project Costs ($000's) | 240 | - | 192 | - | 5,359 | - | - | 5,551 | 5,551 |
| Financed by: | | | | | | | | | |
| Cash to Capital | | | 192 | | | | | 192 | 192 |
| Federal Gas Tax | | | | | 5,359 | | | 5,359 | 5,359 |

| CASH FLOW | 2018 | 2019 | 2020 | 2021 | 2022 | 2023 | Beyond 2023 | Total |
|---|---|---|---|---|---|---|---|---|
| Project Costs ($000's) | - | 192 | - | 5,359 | - | - | - | 5,551 |
| Financed by: | | | | | | | | |
| Cash to Capital | | 192 | | | | | | 192 |
| Federal Gas Tax | | | | 5,359 | | | | 5,359 |

| NET OPERATING IMPACT ($000's) | 2018 | 2019 | 2020 |
|---|---|---|---|
| Operating costs | | | |
| External debt and finance charges | | | |
| Transfer to General Capital Fund | | 192 | |
| **Total Direct Costs** | - | 192 | - |
| Less: Incremental Revenue/Recovery | | 6 | |
| **Net Cost/(Benefit)** | - | 186 | - |
| **Incremental Full Time Equivalent Positions** | - | - | - |

Class Estimate: 5

Capital funding is required to support facility renovations, upgrades, and enhancements at the Boni-Vital Pool including but not limited to the development of accessible and universal change rooms and the renovation and expansion of public spaces within the facility.

Capital funding for the Boni-Vital Pool project includes $240,000 in 2017 for a feasibility study, $192,000 in 2019 for consultant services and detailed design to obtain a class 3 estimate.

Capital funds in 2021 include $5.359 million for construction. Construction will not commence until a class 3 estimate is obtained.

Project Name: **Technology Advancement Program (formerly - Business Application Systems and Technology Upgrade and Replacement Program)**

Standing Policy Committee: Protection, Community Services and Parks

Department: Community Services
Project: 6260000119
Service: Recreation
OurWinnipeg: Recreation

| AUTHORIZATION | Previous Budgets | 2018 Estimate | FORECAST 2019 | 2020 | 2021 | 2022 | 2023 | Five-Year Forecast Total | Six-Year Total |
|---|---|---|---|---|---|---|---|---|---|
| Project Costs ($000's) | N/A * | - | 312 | - | 325 | - | - | 637 | 637 |
| Financed by: | | | | | | | | | |
| Cash to Capital | | | 312 | | 325 | | | 637 | 637 |

| CASH FLOW | 2018 | 2019 | 2020 | 2021 | 2022 | 2023 | Beyond 2023 | Total |
|---|---|---|---|---|---|---|---|---|
| Project Costs ($000's) | - | 312 | - | 325 | - | - | - | 637 |
| Financed by: | | | | | | | | |
| Cash to Capital | | 312 | | 325 | | | | 637 |

| NET OPERATING IMPACT ($000's) | 2018 | 2019 | 2020 |
|---|---|---|---|
| Operating costs | | | |
| External debt and finance charges | | | |
| Transfer to General Capital Fund | | 312 | |
| **Total Direct Costs** | - | 312 | - |
| Less: Incremental Revenue/Recovery | | 10 | |
| **Net Cost/(Benefit)** | - | 302 | - |
| **Incremental Full Time Equivalent Positions** | - | - | - |

Class Estimate: Not applicable, as this is a scalable program

Capital funding is required for technological initiatives which allow Community Services (CMS) to upgrade existing information technology systems, introduce new / innovative technologies, and be more up to date with relevant technological upgrades. These projects will incorporate technology that will allow us to create efficiencies, improve service, accountability and responsiveness. In addition, funding is required to maintain the life cycle replacement schedules of hardware and software within the Department. These projects will provide more convenient, efficient and cost-effective public service.

Projects include but are not limited to:

1. Facility Utilization Data Collection System for various sites and review of possible pilot sites including outdoor pools.

2. Continuation of Advertising Program which includes the implementation of digital displays signage at CMS sites. This program will be used to attract new advertisers and increase advertising revenues, introduce new mediums to offset year-to-date decreases in revenue from traditional print-based advertising and provide the capability to digitally present up-to-date program scheduling information to the public inside facilities as well as promote City of Winnipeg programming initiatives and services.

3. Electronic reader outdoor signage for Pan Am Pool, Seven Oaks Pool, St. James Civic Centre and North Centennial Recreation and Leisure Facility.

4. Charging Stations for Pan Am Pool, Seven Oaks Pool, Cindy Klassen Recreation Facility and North Centennial.

5. Miscellaneous upgrades including the purchasing and installation of projectors, mobile software, etc. This includes funding for consulting services and installation charges as required.

* N/A - No amounts have been included in the "Previous Budgets" due to this program's on-going nature.

Project Name: **Community Centre Planning Fund**

Standing Policy Committee: Protection, Community Services and Parks

Department: Community Services
Project: 6254000219

Service: Recreation
OurWinnipeg: Recreation

| AUTHORIZATION | Previous Budgets | 2018 Estimate | FORECAST 2019 | 2020 | 2021 | 2022 | 2023 | Five-Year Forecast Total | Six-Year Total |
|---|---|---|---|---|---|---|---|---|---|
| Project Costs ($000's) | - | - | 255 | - | - | - | 275 | 530 | 530 |
| Financed by: | | | | | | | | | |
| Cash to Capital | | | 255 | | | | 275 | 530 | 530 |

| CASH FLOW | 2018 | 2019 | 2020 | 2021 | 2022 | 2023 | Beyond 2023 | Total |
|---|---|---|---|---|---|---|---|---|
| Project Costs ($000's) | - | 255 | - | - | - | 275 | - | 530 |
| Financed by: | | | | | | | | |
| Cash to Capital | | 255 | | | | 275 | | 530 |

| NET OPERATING IMPACT ($000's) | 2018 | 2019 | 2020 |
|---|---|---|---|
| Operating costs | | | |
| External debt and finance charges | | | |
| Transfer to General Capital Fund | | 255 | |
| **Total Direct Costs** | - | 255 | - |
| Less: Incremental Revenue/Recovery | | | |
| **Net Cost/(Benefit)** | - | 255 | - |
| **Incremental Full Time Equivalent Positions** | - | - | - |

Class Estimate: Not applicable

The Community Centre Planning Fund is to be provided to the General Council of Winnipeg Community Centres (GCWCC) and then distributed to their member community centres for the purpose of allowing community centres to develop feasibility studies, needs analysis, strategic planning and planning in general.

As this is a capital grant program, it is exempt from interest and administrative overhead capital charges.

Project Name: **Community Centre Renovation Grant Program (CCRGP)**

Standing Policy Committee: Protection, Community Services and Parks

Department: Community Services
Project: 6252000118

Service: Recreation
OurWinnipeg: Recreation

| AUTHORIZATION | Previous Budgets | 2018 Estimate | FORECAST 2019 | 2020 | 2021 | 2022 | 2023 | Five-Year Forecast Total | Six-Year Total |
|---|---|---|---|---|---|---|---|---|---|
| Project Costs ($000's) | N/A * | 965 | 965 | 965 | 965 | 965 | 965 | 4,825 | 5,790 |
| Financed by: | | | | | | | | | |
| Cash to Capital | | 609 | | | | | 810 | 810 | 1,419 |
| Land Operating Reserve | | | 965 | 965 | 965 | 965 | 155 | 4,015 | 4,015 |
| Internal Financing | | 356 | | | | | | | 356 |

| CASH FLOW | 2018 | 2019 | 2020 | 2021 | 2022 | 2023 | Beyond 2023 | Total |
|---|---|---|---|---|---|---|---|---|
| Project Costs ($000's) | 965 | 965 | 965 | 965 | 965 | 965 | - | 5,790 |
| Financed by: | | | | | | | | |
| Cash to Capital | 609 | | | | | 810 | | 1,419 |
| Land Operating Reserve | | 965 | 965 | 965 | 965 | 155 | | 4,015 |
| Internal Financing | 356 | | | | | | | 356 |

| NET OPERATING IMPACT ($000's) | 2018 | 2019 | 2020 |
|---|---|---|---|
| Operating costs | | | |
| Debt and finance charges | 52 | 52 | 52 |
| Transfer to General Capital Fund | 609 | | |
| **Total Direct Costs** | 661 | 52 | 52 |
| Less: Incremental Revenue/Recovery | | | |
| **Net Cost/(Benefit)** | 661 | 52 | 52 |
| **Incremental Full Time Equivalent Positions** | - | - | - |

Class Estimate: Not applicable

The Community Centre Renovation Grant Program (CCRGP), approved in February 2012, provides dedicated funding to renovation projects for city-owned, board-run community centres in order to maintain and/or improve community centre infrastructure. The program is open to all GCWCC community centres in Winnipeg, is subject to an application process with two intake periods per year, project evaluation completed by a joint committee of GCWCC and the City, with maximum City contributions of $50,000 per project.

The creation of the annual CCRGP of up to $965,000 each year is funded by the Land Operating Reserve. Transfers from the Land Operating Reserve (not to exceed $1.2 million in aggregate) to the General Revenue Fund ($235,000 for GCWCC programming grant) and General Capital Fund ($965,000 for this CCRGP) are to be equal to 15% of the aggregate of gross land sales and the City's proportionate share of land sales derived from government business partnerships for the fiscal year two years prior to the budget year under consideration (e.g. transfer amounts for the 2018 budget year are based on 15% of the aggregate of actual gross land sales and the City's proportionate share of land sales derived from government business partnerships from 2016).

If actual gross land sales and the City's proportionate share of land sales derived from government business partnerships are less than the amount to achieve the maximum $1.2 million (i.e. $235,000 programming grant + $965,000 for the CCRGP) aggregate amount for this program, the transfer to the General Revenue Fund of up to $235,000 is made first with the residual balance, if any, transferred to the General Capital Fund for the CCRGP. The 2018 program is funded by cash to capital and internal financing. Beginning in 2023, actual gross land sales and the City's proportionate share of land sales derived from government business partnerships are projected to be insufficient to continue funding this capital program entirely from the Land Operating Reserve.

As this is a capital grant program, it is exempt from interest and administrative overhead capital charges.

* N/A - No amounts have been included in the "Previous Budgets" due to this program's on-going nature.

Project Name: **Community Incentive Grant Program (CIGP)**

Standing Policy Committee: Protection, Community Services and Parks

Department: Community Services
Project: 6251000118

Service: Neighbourhood Revitalization
OurWinnipeg: Recreation

| AUTHORIZATION | Previous Budgets | 2018 Estimate | FORECAST 2019 | 2020 | 2021 | 2022 | 2023 | Five-Year Forecast Total | Six-Year Total |
|---|---|---|---|---|---|---|---|---|---|
| Project Costs ($000's) | N/A * | 1,732 | 1,767 | 1,802 | 1,838 | 1,875 | 1,913 | 9,195 | 10,927 |
| Financed by: | | | | | | | | | |
| Cash to Capital | | 1,732 | 1,767 | 1,802 | 1,838 | 1,875 | 1,913 | 9,195 | 10,927 |

| CASH FLOW | 2018 | 2019 | 2020 | 2021 | 2022 | 2023 | Beyond 2023 | Total |
|---|---|---|---|---|---|---|---|---|
| Project Costs ($000's) | 1,732 | 1,767 | 1,802 | 1,838 | 1,875 | 1,913 | - | 10,927 |
| Financed by: | | | | | | | | |
| Cash to Capital | 1,732 | 1,767 | 1,802 | 1,838 | 1,875 | 1,913 | | 10,927 |

| NET OPERATING IMPACT ($000's) | 2018 | 2019 | 2020 |
|---|---|---|---|
| Operating costs | | | |
| External debt and finance charges | | | |
| Transfer to General Capital Fund | 1,732 | 1,767 | 1,802 |
| **Total Direct Costs** | 1,732 | 1,767 | 1,802 |
| Less: Incremental Revenue/Recovery | | | |
| **Net Cost/(Benefit)** | 1,732 | 1,767 | 1,802 |
| **Incremental Full Time Equivalent Positions** | - | - | - |

Class Estimate: Not applicable

The Community Incentive Grant Program (CIGP), established by Council on March 6, 1985, was designed to encourage non-profit community recreation and sport organizations to undertake capital projects which would result in long-term benefits to the community at large in terms of improved service and facilities. On July 23, 2003 and again on July 18, 2012, Council adopted expanded criteria for the Program.

On January 25, 2007, Council, with approval of the 2007 - 2012 Capital budget program, approved a 2% annual increase to the Community Incentive Grant Program. The forecast assumes the continuation of this 2% increase each year.

As this is a capital grant program, it is exempt from interest and administrative overhead capital charges.

* N/A - No amounts have been included in the "Previous Budgets" due to this program's on-going nature.

Project Name: **Assiniboine Park Conservancy (APC) - Infrastructure and Sustainability**

Standing Policy Committee: Protection, Community Services and Parks

Department: Community Services
Project: 6200000118
Service: Arts, Entertainment and Culture
OurWinnipeg: Creativity

| AUTHORIZATION | Previous Budgets | 2018 Estimate | FORECAST 2019 | 2020 | 2021 | 2022 | 2023 | Five-Year Forecast Total | Six-Year Total |
|---|---|---|---|---|---|---|---|---|---|
| Project Costs ($000's) | N/A * | 5,123 | 5,123 | 2,000 | 2,000 | 2,000 | 2,000 | 13,123 | 18,246 |
| Financed by: | | | | | | | | | |
| Cash to Capital | | | | 400 | 1,175 | | | 1,575 | 1,575 |
| External Debt | | 5,123 | 5,123 | 1,600 | 825 | 2,000 | 2,000 | 11,548 | 16,671 |

| CASH FLOW | 2018 | 2019 | 2020 | 2021 | 2022 | 2023 | Beyond 2023 | Total |
|---|---|---|---|---|---|---|---|---|
| Project Costs ($000's) | 5,123 | 5,123 | 2,000 | 2,000 | 2,000 | 2,000 | - | 18,246 |
| Financed by: | | | | | | | | |
| Cash to Capital | | | 400 | 1,175 | | | | 1,575 |
| External Debt | 5,123 | 5,123 | 1,600 | 825 | 2,000 | 2,000 | | 16,671 |

| NET OPERATING IMPACT ($000's) | 2018 | 2019 | 2020 |
|---|---|---|---|
| Operating costs | | | |
| External debt and finance charges | 202 | 537 | 740 |
| Transfer to General Capital Fund | | | 400 |
| **Total Direct Costs** | 202 | 537 | 1,140 |
| Less: Incremental Revenue/Recovery | | | |
| **Net Cost/(Benefit)** | 202 | 537 | 1,140 |
| **Incremental Full Time Equivalent Positions** | - | - | - |

Class Estimate: Not applicable

These capital dollars represent the City's ongoing commitment to Assiniboine Park building repairs, upgrades and park improvements.

The first year of funding for this capital grant was 2010 with $5.123 million provided each year from 2010 to 2019 with the grant reduced to $2.0 million effective 2020 as per the Lease and Funding Agreement with APC.

The release of capital funds is subject to annual explanation and submission from APC of projected cash flow needs to the Public Service.

As this is a capital grant program, it is exempt from interest and administrative overhead capital charges.

* N/A - No amounts have been included in the "Previous Budgets" due to this program's on-going nature.

Project Name: **Assiniboine Park Conservancy (APC) - Capital Development Plan**

Department: Community Services
Project: 6200000218
Service: Arts, Entertainment and Culture
OurWinnipeg: Creativity

| AUTHORIZATION | Previous Budgets | 2018 Estimate | FORECAST 2019 | 2020 | 2021 | 2022 | 2023 | Five-Year Forecast Total | Six-Year Total |
|---|---|---|---|---|---|---|---|---|---|
| Project Costs ($000's) | 35,272 | 10,000 | 4,728 | - | - | - | - | 4,728 | 14,728 |
| Financed by: | | | | | | | | | |
| External Debt | | 10,000 | 4,728 | | | | | 4,728 | 14,728 |

| CASH FLOW | 2018 | 2019 | 2020 | 2021 | 2022 | 2023 | Beyond 2023 | Total |
|---|---|---|---|---|---|---|---|---|
| Project Costs ($000's) | 10,000 | 4,728 | - | - | - | - | - | 14,728 |
| Financed by: | | | | | | | | |
| External Debt | 10,000 | 4,728 | | | | | | 14,728 |

| NET OPERATING IMPACT ($000's) | 2018 | 2019 | 2020 |
|---|---|---|---|
| Operating costs | | | |
| External debt and finance charges | 394 | 826 | 948 |
| Transfer to General Capital Fund | | | |
| **Total Direct Costs** | 394 | 826 | 948 |
| Less: Incremental Revenue/Recovery | | | |
| **Net Cost/(Benefit)** | 394 | 826 | 948 |
| **Incremental Full Time Equivalent Positions** | - | - | - |

Class Estimate: Not applicable

These capital dollars represent the City's ongoing commitment to the Assiniboine Park Conservancy - Capital Development Plan which is subject to a maximum contribution of 25% of the total capital costs based on APC's Ten-Year Capital Development Plan (2010 - 2019). APC is required to obtain matching funds from private sector donations and senior government contributions.

Based upon the APC Capital Development Plan, APC will submit on an annual basis its request for the City's contribution for the following funding year's development plan project(s). APC will include detailed information on planned projects including total costs and other funding sources. As Development Plans are completed, or require revision as time progresses, APC will develop and present new and amended Development Plans for Council approval.

Funding since 2010 (the first year for this capital project) has included the following in each years adopted capital budget for the Capital Development Plan:

2010 $2.849 million

2011 $4.500 million

2012 $4.500 million

2013 $7.503 million

2014 $9.251 million

2015 $5.700 million

2016 $0.969 million

for a total contribution of $35.272 million provided to APC for the Capital Development Plan to December 31, 2017.

Capital funding in the amount of $10 million in 2018 and $4.728 million in 2019 is to provide APC with funding for Canada's Diversity Gardens and Phase 2 of the Kids Discovery Zone.

The total funds provided to APC for the Capital Development Plan will be $45.272 million as at December 31, 2018 and $50 million as at December 31, 2019 thereby completing the City's obligation to fund $50 million of Capital Development improvements at Assiniboine Park.

As this is a capital grant program, it is exempt from interest and administrative overhead capital charges.

Project Name: **North Station Information Technology Requirements**

Standing Policy Committee: Winnipeg Police Board

Department: Winnipeg Police Service
Project: 2201700019

Service: Police Response
OurWinnipeg: Collaborate to Make Safe Communities

| AUTHORIZATION | Previous Budgets | 2018 Estimate | FORECAST 2019 | 2020 | 2021 | 2022 | 2023 | Five-Year Forecast Total | Six-Year Total |
|---|---|---|---|---|---|---|---|---|---|
| Project Costs ($000's) | - | - | 490 | - | - | - | - | 490 | 490 |
| Financed by: | | | | | | | | | |
| Cash to Capital | | | 490 | | | | | 490 | 490 |

| CASH FLOW | 2018 | 2019 | 2020 | 2021 | 2022 | 2023 | Beyond 2023 | Total |
|---|---|---|---|---|---|---|---|---|
| Project Costs ($000's) | - | 490 | - | - | - | - | - | 490 |
| Financed by: | | | | | | | | |
| Cash to Capital | | 490 | | | | | | 490 |

| NET OPERATING IMPACT ($000's) | 2018 | 2019 | 2020 |
|---|---|---|---|
| Operating costs | | | |
| Debt and Finance charges | | | |
| Transfer to General Capital Fund | | 490 | |
| **Total Direct Costs** | - | 490 | - |
| Less: Incremental Revenue/Recovery | | 16 | |
| **Net Cost/(Benefit)** | - | 474 | - |
| **Incremental Full Time Equivalent Positions** | - | - | - |

Class Estimate: 3

New District 3 (North Station) Information Technology requirements to align with capital funding allocated for new station in July 2019.

Project Name: **Police Divisions Systems Upgrades**

Standing Policy Committee: Winnipeg Police Board

Department: Winnipeg Police Service
Project: 2205000017

Service: Police Response
OurWinnipeg: Collaborate to Make Safe Communities

| AUTHORIZATION | Previous Budgets | 2018 Estimate | FORECAST 2019 | 2020 | 2021 | 2022 | 2023 | Five-Year Forecast Total | Six-Year Total |
|---|---|---|---|---|---|---|---|---|---|
| Project Costs ($000's) | 8,619 | 400 | 400 | - | - | - | - | 400 | 800 |
| Financed by: | | | | | | | | | |
| Cash to Capital | | 400 | 400 | | | | | 400 | 800 |

| CASH FLOW | 2018 | 2019 | 2020 | 2021 | 2022 | 2023 | Beyond 2023 | Total |
|---|---|---|---|---|---|---|---|---|
| Project Costs ($000's) | 400 | 400 | - | - | - | - | - | 800 |
| Financed by: | | | | | | | | |
| Cash to Capital | 400 | 400 | | | | | | 800 |

| NET OPERATING IMPACT ($000's) | 2018 | 2019 | 2020 |
|---|---|---|---|
| Operating costs | | | |
| Debt and Finance charges | | | |
| Transfer to General Capital Fund | 400 | 400 | |
| **Total Direct Costs** | 400 | 400 | - |
| Less: Incremental Revenue/Recovery | 13 | 13 | |
| **Net Cost/(Benefit)** | 387 | 387 | - |
| **Incremental Full Time Equivalent Positions** | - | - | - |

Class Estimate: 3

The Winnipeg Police Service requires a number of network upgrades to its systems.

Project Name: **Major Case Management System Expansion**

Standing Policy Committee: Winnipeg Police Board

Department: Winnipeg Police Service
Project: 2202700019

Service: Police Response
OurWinnipeg: Collaborate to Make Safe Communities

| AUTHORIZATION | Previous Budgets | 2018 Estimate | FORECAST 2019 | 2020 | 2021 | 2022 | 2023 | Five-Year Forecast Total | Six-Year Total |
|---|---|---|---|---|---|---|---|---|---|
| Project Costs ($000's) | 1,158 | - | 500 | - | - | - | - | 500 | 500 |
| Financed by: | | | | | | | | | |
| Cash to Capital | | | 500 | | | | | 500 | 500 |

| CASH FLOW | 2018 | 2019 | 2020 | 2021 | 2022 | 2023 | Beyond 2023 | Total |
|---|---|---|---|---|---|---|---|---|
| Project Costs ($000's) | - | 500 | - | - | - | - | - | 500 |
| Financed by: | | | | | | | | |
| Cash to Capital | | 500 | | | | | | 500 |

| NET OPERATING IMPACT ($000's) | 2018 | 2019 | 2020 |
|---|---|---|---|
| Operating costs | | | |
| Debt and Finance charges | | | |
| Transfer to General Capital Fund | | 500 | |
| **Total Direct Costs** | - | 500 | - |
| Less: Incremental Revenue/Recovery | | 16 | |
| **Net Cost/(Benefit)** | - | 484 | - |
| **Incremental Full Time Equivalent Positions** | - | - | - |

Class Estimate: 3

The Service requires a software tool in conjunction with concept training to complete investigations to today's professional standards. This tool will identify gaps in investigation accountability, particularly in unsolved files, provide a mechanism to forward unsolved files in an electronic format, and allow better use of resources.

Project Name: **East District Police Station**

Standing Policy Committee: Winnipeg Police Board

Department: Winnipeg Police Service
Project: 6331002818

Service: Police Response
OurWinnipeg: Collaborate to Make Safe Communities

| AUTHORIZATION | Previous Budgets | 2018 Estimate | FORECAST 2019 | 2020 | 2021 | 2022 | 2023 | Five-Year Forecast Total | Six-Year Total |
|---|---|---|---|---|---|---|---|---|---|
| Project Costs ($000's) | 13,925 | - | - | - | - | - | - | - | - |
| Financed by: | | | | | | | | | |
| Cash to Capital | | 1,012 | 1,056 | 1,056 | 1,056 | 1,056 | 1,089 | 5,313 | 6,325 |
| Public Private Partnership Lease Payments | | (1,012) | (1,056) | (1,056) | (1,056) | (1,056) | (1,089) | (5,313) | (6,325) |

| CASH FLOW | 2018 | 2019 | 2020 | 2021 | 2022 | 2023 | Beyond 2023 | Total |
|---|---|---|---|---|---|---|---|---|
| Project Costs ($000's) | - | - | - | - | - | - | - | - |
| Financed by: | | | | | | | | |
| Cash to Capital | 1,012 | 1,056 | 1,056 | 1,056 | 1,056 | 1,089 | 18,260 | 24,585 |
| Public Private Partnership Lease Payments | (1,012) | (1,056) | (1,056) | (1,056) | (1,056) | (1,089) | (18,260) | (24,585) |

| NET OPERATING IMPACT ($000's) | 2018 | 2019 | 2020 |
|---|---|---|---|
| Operating costs | 651 | 703 | 703 |
| Debt and Finance charges | | | |
| Transfer to General Capital Fund | 1,012 | 1,056 | 1,056 |
| **Total Direct Costs** | 1,663 | 1,759 | 1,759 |
| Less: Incremental Revenue/Recovery | 54 | 57 | 57 |
| **Net Cost/(Benefit)** | 1,609 | 1,702 | 1,702 |
| **Incremental Full Time Equivalent Positions** | - | - | - |

Class Estimate: 1

On July 18, 2007, Council approved the award of a public-private partnership (P3) contract for the development and operation of the East District Police Station based on a 30-year lease term. Occupancy date was in September 2008.

The above annual cash flow estimates include the authorization for the lease payments to be incurred and charged to the Project in the General Capital Fund. They include technical maintenance, but not utility and other operating maintenance expenses.

As financing and administration costs are implicit in the lease payments, this capital project is exempt from the administration and short-term financing charge.

This capital detail sheet was prepared by Planning, Property and Development.

On December 10, 2014 Council authorized expenditure of up to $330,000 prior to the adoption of the 2015 Capital Budget as a first charge against the General Capital Fund to make scheduled monthly payments to the P3 contract.

On December 9, 2015 Council adopted a first charge of up to $247,500 in 2016 or prior to the adoption of the 2016 Capital Budget in order to make scheduled payments to the P3 contract.

On March 22, 2016 Council authorized a first charge of up to 30% of the annual lease payments prior to the adoption of annual capital budget in the event the capital budget is adopted after December 31, in order to facilitate payments on the P3 contract. The 2018 amount is $247,500.

In accordance with Bylaw 8164/2002 where the City's capital budget has not been adopted before January 1 of the year to which the budget is applicable, the Chief Administrative Officer is authorized, before the adoption of the capital budget, to approve expenditures not exceeding 30% of the amount the City of Winnipeg is contractually obligated to pay annually in respect of Public-Private Partnerships, as a first charge against the General Capital Fund. The amount for 2019 is $264,000 million and represents 25% of the 2019 budget.

Project Name: **North District Police Station (NDPS) & Archival and Exhibit Building**

Standing Policy Committee: Winnipeg Police Board

Department: Winnipeg Police Service
Project: 6331003015

Service: Police Response
OurWinnipeg: Collaborate to Make Safe Communities

| AUTHORIZATION | Previous Budgets | 2018 Estimate | FORECAST 2019 | 2020 | 2021 | 2022 | 2023 | Five-Year Forecast Total | Six-Year Total |
|---|---|---|---|---|---|---|---|---|---|
| Project Costs ($000's) | 23,129 | 250 | - | - | - | - | - | - | 250 |
| Financed by: | | | | | | | | | |
| Cash to Capital | | 250 | | | | | | - | 250 |

| CASH FLOW | 2018 | 2019 | 2020 | 2021 | 2022 | 2023 | Beyond 2023 | Total |
|---|---|---|---|---|---|---|---|---|
| Project Costs ($000's) | 250 | - | - | - | - | - | - | 250 |
| Financed by: | | | | | | | | |
| Cash to Capital | 250 | | | | | | | 250 |

| NET OPERATING IMPACT ($000's) | 2018 | 2019 | 2020 |
|---|---|---|---|
| Operating costs | | | |
| External debt and finance charges | | | |
| Transfer to General Capital Fund | 250 | | |
| **Total Direct Costs** | 250 | - | - |
| Less: Incremental Revenue/Recovery | 8 | | |
| **Net Cost/(Benefit)** | 242 | - | - |
| **Incremental Full Time Equivalent Positions** | - | - | - |

Class Estimate: 5

The 2012 Adopted Capital Budget and 2013 to 2017 Five-Year Forecast approved by Council on December 13, 2011 included estimated budget required to procure the north district station including, potential property and purchasing the necessary furniture and special equipment.

On June 26, 2013, Council adopted the Police Building Replacement - Funding Strategy and Approval for Purchase at Total Performance of the West District Police Station (WDPS). The estimate for the North District Police Station (NDPS), which is assumed to be purchased upon total completion, is based upon the 2013 cost of the WDPS adjusted for annual construction inflation of 4%.

On December 13, 2016, Council adopted the 2017 Capital Budget and 2018 to 2022 Five Year Forecast, which included $2.519 million for the Winnipeg Police Service's Archival and Exhibit Building (storage purpose for criminal evidence and exhibits). The consolidation of this project with the NDPS project, combined with $0.25 million in 2018 for incremental planning and site preparation, results in a total consolidated project budget of $23.379 million.

This capital detail sheet is based on the assumption that the $23.379 million will be sufficient to address any site issues and for any changes required to the design that was used for the East and West District Police Stations to conform with the National Building Code.

Construction will not proceed until a Class 3 estimate is obtained.

This capital detail sheet was prepared by Planning, Property and Development.

Project Name: **Building Video Surveillance Systems**

Standing Policy Committee: Winnipeg Police Board

Department: Winnipeg Police Service
Project: 2202400021

Service: Police Response
OurWinnipeg: Collaborate to Make Safe Communities

| AUTHORIZATION | Previous Budgets | 2018 Estimate | FORECAST 2019 | 2020 | 2021 | 2022 | 2023 | Five-Year Forecast Total | Six-Year Total |
|---|---|---|---|---|---|---|---|---|---|
| Project Costs ($000's) | - | - | - | - | 4,160 | - | - | 4,160 | 4,160 |
| Financed by: | | | | | | | | | |
| Cash to Capital | | | | | 4,160 | | | 4,160 | 4,160 |

| CASH FLOW | 2018 | 2019 | 2020 | 2021 | 2022 | 2023 | Beyond 2023 | Total |
|---|---|---|---|---|---|---|---|---|
| Project Costs ($000's) | - | - | - | 4,160 | - | - | - | 4,160 |
| Financed by: | | | | | | | | |
| Cash to Capital | | | | 4,160 | | | | 4,160 |

| NET OPERATING IMPACT ($000's) | 2018 | 2019 | 2020 |
|---|---|---|---|
| Operating costs | | | |
| Debt and Finance charges | | | |
| Transfer to General Capital Fund | | | |
| **Total Direct Costs** | - | - | - |
| Less: Incremental Revenue/Recovery | | | |
| **Net Cost/(Benefit)** | - | - | - |
| **Incremental Full Time Equivalent Positions** | - | - | - |

Class Estimate: 5

To anticipate the need to have a service-wide prisoner tracking system. This may be a legislative requirement in the future.

This project is estimated in US dollars and converted to Canadian currency.

Project Name: **Intelligence Led Reporting (Phase 2)**

Standing Policy Committee: Winnipeg Police Board

Department: Winnipeg Police Service
Project: 2202600018

Service: Police Response
OurWinnipeg: Collaborate to Make Safe Communities

| AUTHORIZATION | Previous Budgets | 2018 Estimate | FORECAST 2019 | 2020 | 2021 | 2022 | 2023 | Five-Year Forecast Total | Six-Year Total |
|---|---|---|---|---|---|---|---|---|---|
| Project Costs ($000's) | - | 1,665 | - | - | - | - | - | - | 1,665 |
| Financed by: | | | | | | | | | |
| Cash to Capital | | 1,665 | | | | | | - | 1,665 |

| CASH FLOW | 2018 | 2019 | 2020 | 2021 | 2022 | 2023 | Beyond 2023 | Total |
|---|---|---|---|---|---|---|---|---|
| Project Costs ($000's) | 1,665 | - | - | - | - | - | - | 1,665 |
| Financed by: | | | | | | | | |
| Cash to Capital | 1,665 | | | | | | | 1,665 |

| NET OPERATING IMPACT ($000's) | 2018 | 2019 | 2020 |
|---|---|---|---|
| Operating costs | | | |
| Debt and Finance charges | | | |
| Transfer to General Capital Fund | 1,665 | | |
| **Total Direct Costs** | 1,665 | - | - |
| Less: Incremental Revenue/Recovery | 54 | | |
| **Net Cost/(Benefit)** | 1,611 | - | - |
| **Incremental Full Time Equivalent Positions** | - | - | - |

Class Estimate: 3

To provide funding for Intelligence Led Reporting which is crime-fighting that is guided by effective intelligence gathering and analysis, resulting in proactive, targeted, solution-oriented policing.

This project is estimated in US dollars and converted to Canadian currency.

Project Name: **WPS Data Integration, Auditing and Quality Solution Tool**

Standing Policy Committee: Winnipeg Police Board

Department: Winnipeg Police Service
Project: 2202900018

Service: Police Response
OurWinnipeg: Collaborate to Make Safe Communities

| AUTHORIZATION | Previous Budgets | 2018 Estimate | FORECAST 2019 | 2020 | 2021 | 2022 | 2023 | Five-Year Forecast Total | Six-Year Total |
|---|---|---|---|---|---|---|---|---|---|
| Project Costs ($000's) | - | 662 | - | - | - | - | - | - | 662 |
| Financed by: | | | | | | | | | |
| Cash to Capital | | 662 | | | | | | - | 662 |

| CASH FLOW | 2018 | 2019 | 2020 | 2021 | 2022 | 2023 | Beyond 2023 | Total |
|---|---|---|---|---|---|---|---|---|
| Project Costs ($000's) | 662 | - | - | - | - | - | - | 662 |
| Financed by: | | | | | | | | |
| Cash to Capital | 662 | | | | | | | 662 |

| NET OPERATING IMPACT ($000's) | 2018 | 2019 | 2020 |
|---|---|---|---|
| Operating costs | | | |
| Debt and Finance charges | | | |
| Transfer to General Capital Fund | 662 | | |
| **Total Direct Costs** | 662 | - | - |
| Less: Incremental Revenue/Recovery | 22 | | |
| **Net Cost/(Benefit)** | 640 | - | - |
| **Incremental Full Time Equivalent Positions** | - | - | - |

Class Estimate: 3

To provide Winnipeg Police Service (WPS) with funding for a uniform strategy/tool for service wide integration, auditing and quality solution management software.

This project is estimated in US dollars and converted to Canadian currency.

Project Name: **Automated Fingerprint Identification System (AFIS)**

Standing Policy Committee: Winnipeg Police Board

Department: Winnipeg Police Service
Project: 2205600021

Service: Police Response
OurWinnipeg: Collaborate to Make Safe Communities

| AUTHORIZATION | Previous Budgets | 2018 Estimate | FORECAST 2019 | 2020 | 2021 | 2022 | 2023 | Five-Year Forecast Total | Six-Year Total |
|---|---|---|---|---|---|---|---|---|---|
| Project Costs ($000's) | 500 | - | - | - | 500 | - | - | 500 | 500 |
| Financed by: | | | | | | | | | |
| Cash to Capital | | | | | 500 | | | 500 | 500 |

| CASH FLOW | 2018 | 2019 | 2020 | 2021 | 2022 | 2023 | Beyond 2023 | Total |
|---|---|---|---|---|---|---|---|---|
| Project Costs ($000's) | - | - | - | 500 | - | - | - | 500 |
| Financed by: | | | | | | | | |
| Cash to Capital | | | | 500 | | | | 500 |

| NET OPERATING IMPACT ($000's) | 2018 | 2019 | 2020 |
|---|---|---|---|
| Operating costs | | | |
| Debt and Finance charges | | | |
| Transfer to General Capital Fund | | | |
| **Total Direct Costs** | - | - | - |
| Less: Incremental Revenue/Recovery | | | |
| **Net Cost/(Benefit)** | - | - | - |
| **Incremental Full Time Equivalent Positions** | - | - | - |

Class Estimate: 3

The PMA (Programmable Matching Accelerator) is a critical component of the Automated Fingerprint Identification System which is used to capture and search fingerprint records. At the current rate, our existing system will reach its capacity in 2021. This amount is requested to increase storage capacity.

This project is estimated in US dollars and converted to Canadian currency.

Project Name: **Technology Upgrades - Information Systems**

Standing Policy Committee: Winnipeg Police Board

Department: Winnipeg Police Service
Project: 2203200019

Service: Police Response
OurWinnipeg: Collaborate to Make Safe Communities

| AUTHORIZATION | Previous Budgets | 2018 Estimate | FORECAST 2019 | 2020 | 2021 | 2022 | 2023 | Five-Year Forecast Total | Six-Year Total |
|---|---|---|---|---|---|---|---|---|---|
| Project Costs ($000's) | - | - | 1,200 | - | - | - | - | 1,200 | 1,200 |
| Financed by: | | | | | | | | | |
| Cash to Capital | | | 1,200 | | | | | 1,200 | 1,200 |

| CASH FLOW | 2018 | 2019 | 2020 | 2021 | 2022 | 2023 | Beyond 2023 | Total |
|---|---|---|---|---|---|---|---|---|
| Project Costs ($000's) | - | 1,200 | - | - | - | - | - | 1,200 |
| Financed by: | | | | | | | | |
| Cash to Capital | | 1,200 | | | | | | 1,200 |

| NET OPERATING IMPACT ($000's) | 2018 | 2019 | 2020 |
|---|---|---|---|
| Operating costs | | | |
| Debt and Finance charges | | | |
| Transfer to General Capital Fund | | 1,200 | |
| **Total Direct Costs** | - | 1,200 | - |
| Less: Incremental Revenue/Recovery | | 39 | |
| **Net Cost/(Benefit)** | - | 1,161 | - |
| **Incremental Full Time Equivalent Positions** | - | - | - |

Class Estimate: 3

Technological changes in information systems requires upgrading and monitoring. Technology is changing rapidly and funding is required to maintain and upgrade systems.

This project is estimated in US dollars and converted to Canadian currency.

Project Name: **In Car Computing**

Standing Policy Committee: Winnipeg Police Board

Department: Winnipeg Police Service
Project: 2203700019

Service: Police Response
OurWinnipeg: Collaborate to Make Safe Communities

| AUTHORIZATION | Previous Budgets | 2018 Estimate | FORECAST 2019 | 2020 | 2021 | 2022 | 2023 | Five-Year Forecast Total | Six-Year Total |
|---|---|---|---|---|---|---|---|---|---|
| Project Costs ($000's) | - | - | 1,000 | 500 | - | - | - | 1,500 | 1,500 |
| Financed by: | | | | | | | | | |
| Cash to Capital | | | 1,000 | 500 | | | | 1,500 | 1,500 |

| CASH FLOW | 2018 | 2019 | 2020 | 2021 | 2022 | 2023 | Beyond 2023 | Total |
|---|---|---|---|---|---|---|---|---|
| Project Costs ($000's) | - | 1,000 | 500 | - | - | - | - | 1,500 |
| Financed by: | | | | | | | | |
| Cash to Capital | | 1,000 | 500 | | | | | 1,500 |

| NET OPERATING IMPACT ($000's) | 2018 | 2019 | 2020 |
|---|---|---|---|
| Operating costs | | | |
| Debt and Finance charges | | | |
| Transfer to General Capital Fund | | 1,000 | 500 |
| **Total Direct Costs** | - | 1,000 | 500 |
| Less: Incremental Revenue/Recovery | | 33 | 16 |
| **Net Cost/(Benefit)** | - | 967 | 484 |
| **Incremental Full Time Equivalent Positions** | - | - | - |

Class Estimate: 3

The mobile laptop technology in cruiser cars needs to be replaced every 5 to 6 years due to the obsolescence of this equipment and the harsh environment to which they are subjected. Currently there are about 200 mobile laptops in cruiser cars at a cost of $7,000 each. Part of this funding is for purchases of $100,000 for modem upgrades, brackets and mounting equipment used to attach the laptops to the vehicles. Ergonomically placed laptop computers are critical for prevention of back injuries to police officers.

This project is estimated in US dollars and converted to Canadian currency.

Project Name: **Bomb Unit Truck Replacement**

Standing Policy Committee: Winnipeg Police Board

Department: Winnipeg Police Service
Project: 2203800018

Service: Police Response
OurWinnipeg: Collaborate to Make Safe Communities

| AUTHORIZATION | Previous Budgets | 2018 Estimate | FORECAST 2019 | 2020 | 2021 | 2022 | 2023 | Five-Year Forecast Total | Six-Year Total |
|---|---|---|---|---|---|---|---|---|---|
| Project Costs ($000's) | - | 300 | - | - | - | - | - | - | 300 |
| Financed by: | | | | | | | | | |
| Cash to Capital | | 300 | | | | | | - | 300 |

| CASH FLOW | 2018 | 2019 | 2020 | 2021 | 2022 | 2023 | Beyond 2023 | Total |
|---|---|---|---|---|---|---|---|---|
| Project Costs ($000's) | 300 | - | - | - | - | - | - | 300 |
| Financed by: | | | | | | | | |
| Cash to Capital | 300 | | | | | | | 300 |

| NET OPERATING IMPACT ($000's) | 2018 | 2019 | 2020 |
|---|---|---|---|
| Operating costs | | | |
| Debt and Finance charges | | | |
| Transfer to General Capital Fund | 300 | | |
| **Total Direct Costs** | 300 | - | - |
| Less: Incremental Revenue/Recovery | 10 | | |
| **Net Cost/(Benefit)** | 290 | - | - |
| **Incremental Full Time Equivalent Positions** | - | - | - |

Class Estimate: 3

The current bomb unit truck will need to be replaced as it is coming to its end of life.

Project Name: **Next Generation 911**

Standing Policy Committee: Winnipeg Police Board

Department: Winnipeg Police Service
Project: 2203600020

Service: Police Response
OurWinnipeg: Collaborate to Make Safe Communities

| AUTHORIZATION | Previous Budgets | 2018 Estimate | FORECAST 2019 | 2020 | 2021 | 2022 | 2023 | Five-Year Forecast Total | Six-Year Total |
|---|---|---|---|---|---|---|---|---|---|
| Project Costs ($000's) | - | - | - | 800 | 1,000 | - | - | 1,800 | 1,800 |
| Financed by: | | | | | | | | | |
| Cash to Capital | | | | 800 | 1,000 | | | 1,800 | 1,800 |

| CASH FLOW | 2018 | 2019 | 2020 | 2021 | 2022 | 2023 | Beyond 2023 | Total |
|---|---|---|---|---|---|---|---|---|
| Project Costs ($000's) | - | - | 800 | 1,000 | - | - | - | 1,800 |
| Financed by: | | | | | | | | |
| Cash to Capital | | | 800 | 1,000 | | | | 1,800 |

| NET OPERATING IMPACT ($000's) | 2018 | 2019 | 2020 |
|---|---|---|---|
| Operating costs | | | |
| Debt and Finance charges | | | |
| Transfer to General Capital Fund | | | 800 |
| **Total Direct Costs** | - | - | 800 |
| Less: Incremental Revenue/Recovery | | | 26 |
| **Net Cost/(Benefit)** | - | - | 774 |
| **Incremental Full Time Equivalent Positions** | - | - | - |

Class Estimate: 3

Technological changes in 911 to include the latest upgrades to telephony and 911 systems with provisions for video/testing and other technological advancements. This will include upgrade to a fully Public Safety grade IP (Internet Protocol) network at both the primary and back up PSAP (Public Safety Answering Point), and the required upgrades to operational SOG's (Standard Operating Guidelines) and inter-operability with partner agencies.

This project is estimated in US dollars and converted to Canadian currency.

Project Name: **Communication Centre Back Up Site Upgrade**

Standing Policy Committee: Winnipeg Police Board

Department: Winnipeg Police Service
Project: 2202900021

Service: Police Response
OurWinnipeg: Collaborate to Make Safe Communities

| AUTHORIZATION | Previous Budgets | 2018 Estimate | FORECAST 2019 | 2020 | 2021 | 2022 | 2023 | Five-Year Forecast Total | Six-Year Total |
|---|---|---|---|---|---|---|---|---|---|
| Project Costs ($000's) | - | - | - | - | 550 | - | - | 550 | 550 |
| Financed by: | | | | | | | | | |
| Cash to Capital | | | | | 550 | | | 550 | 550 |

| CASH FLOW | 2018 | 2019 | 2020 | 2021 | 2022 | 2023 | Beyond 2023 | Total |
|---|---|---|---|---|---|---|---|---|
| Project Costs ($000's) | - | - | - | 550 | - | - | - | 550 |
| Financed by: | | | | | | | | |
| Cash to Capital | | | | 550 | | | | 550 |

| NET OPERATING IMPACT ($000's) | 2018 | 2019 | 2020 |
|---|---|---|---|
| Operating costs | | | |
| Debt and Finance charges | | | |
| Transfer to General Capital Fund | | | |
| **Total Direct Costs** | - | - | - |
| Less: Incremental Revenue/Recovery | | | |
| **Net Cost/(Benefit)** | - | - | - |
| **Incremental Full Time Equivalent Positions** | - | - | - |

Class Estimate: 3

To upgrade technical equipment in the 911 backup facility in 2021 for $200,000.

Radio earpieces and accessories replacement - 1,000 units at $100 each for a total capital cost of $100,000.

Portable radio battery upgrade - 2,000 units at $125 each for a total capital cost of $250,000.

This project is estimated in US dollars and converted to Canadian currency.

Project Name: **Police Vehicle Operations Facility**

Standing Policy Committee: Winnipeg Police Board

Department: Winnipeg Police Service
Project: 2204300023

Service: Police Response
OurWinnipeg: Collaborate to Make Safe Communities

| AUTHORIZATION | Previous Budgets | 2018 Estimate | FORECAST 2019 | 2020 | 2021 | 2022 | 2023 | Five-Year Forecast Total | Six-Year Total |
|---|---|---|---|---|---|---|---|---|---|
| Project Costs ($000's) | - | - | - | - | - | - | 3,000 | 3,000 | 3,000 |
| Financed by: | | | | | | | | | |
| External Debt | | | | | | | 3,000 | 3,000 | 3,000 |

| CASH FLOW | 2018 | 2019 | 2020 | 2021 | 2022 | 2023 | Beyond 2023 | Total |
|---|---|---|---|---|---|---|---|---|
| Project Costs ($000's) | - | - | - | - | - | 3,000 | - | 3,000 |
| Financed by: | | | | | | | | |
| External Debt | | | | | | 3,000 | | 3,000 |

| NET OPERATING IMPACT ($000's) | 2018 | 2019 | 2020 |
|---|---|---|---|
| Operating costs | | | |
| Debt and Finance charges | | | |
| Transfer to General Capital Fund | | | |
| **Total Direct Costs** | - | - | - |
| Less: Incremental Revenue/Recovery | | | |
| **Net Cost/(Benefit)** | - | - | - |
| **Incremental Full Time Equivalent Positions** | - | - | - |

Class Estimate: 5

The Police Vehicle Operations unit requires re-paving at the existing driving range. External debt financing for $3.0 million has been provided in 2023.

Project Name: **Computer Assisted Dispatch Upgrade**

Standing Policy Committee: Winnipeg Police Board

Department: Winnipeg Police Service
Project: 2204700017

Service: Police Response
OurWinnipeg: Collaborate to Make Safe Communities

| AUTHORIZATION | Previous Budgets | 2018 Estimate | FORECAST 2019 | 2020 | 2021 | 2022 | 2023 | Five-Year Forecast Total | Six-Year Total |
|---|---|---|---|---|---|---|---|---|---|
| Project Costs ($000's) | 250 | - | - | 325 | - | - | 375 | 700 | 700 |
| Financed by: | | | | | | | | | |
| Cash to Capital | | | | 325 | | | 375 | 700 | 700 |

| CASH FLOW | 2018 | 2019 | 2020 | 2021 | 2022 | 2023 | Beyond 2023 | Total |
|---|---|---|---|---|---|---|---|---|
| Project Costs ($000's) | - | - | 325 | - | - | 375 | - | 700 |
| Financed by: | | | | | | | | |
| Cash to Capital | | | 325 | | | 375 | | 700 |

| NET OPERATING IMPACT ($000's) | 2018 | 2019 | 2020 |
|---|---|---|---|
| Operating costs | | | |
| Debt and Finance charges | | | |
| Transfer to General Capital Fund | | | 325 |
| **Total Direct Costs** | - | - | 325 |
| Less: Incremental Revenue/Recovery | | | 11 |
| **Net Cost/(Benefit)** | - | - | 314 |
| **Incremental Full Time Equivalent Positions** | - | - | - |

Class Estimate: 3

The Winnipeg Police Service's Computer Assisted Dispatch System will require an upgrade, the last one occurring in 2017. Rather than waiting and doing a number of upgrades at one time, the plan now is to upgrade more often to keep the systems current.

This project is estimated in US dollars and converted to Canadian currency.

Project Name: **Schedule and Management System Upgrade**

Standing Policy Committee: Winnipeg Police Board

Department: Winnipeg Police Service
Project: 2204800021

Service: Police Response
OurWinnipeg: Collaborate to Make Safe Communities

| AUTHORIZATION | Previous Budgets | 2018 Estimate | FORECAST 2019 | 2020 | 2021 | 2022 | 2023 | Five-Year Forecast Total | Six-Year Total |
|---|---|---|---|---|---|---|---|---|---|
| Project Costs ($000's) | - | - | - | - | 500 | - | - | 500 | 500 |
| Financed by: | | | | | | | | | |
| Cash to Capital | | | | | 500 | | | 500 | 500 |

| CASH FLOW | 2018 | 2019 | 2020 | 2021 | 2022 | 2023 | Beyond 2023 | Total |
|---|---|---|---|---|---|---|---|---|
| Project Costs ($000's) | - | - | - | 500 | - | - | - | 500 |
| Financed by: | | | | | | | | |
| Cash to Capital | | | | 500 | | | | 500 |

| NET OPERATING IMPACT ($000's) | 2018 | 2019 | 2020 |
|---|---|---|---|
| Operating costs | | | |
| Debt and Finance charges | | | |
| Transfer to General Capital Fund | | | |
| **Total Direct Costs** | - | - | - |
| Less: Incremental Revenue/Recovery | | | |
| **Net Cost/(Benefit)** | - | - | - |
| **Incremental Full Time Equivalent Positions** | - | - | - |

Class Estimate: 5

The Schedule and Management System is an in-house developed rostering and overtime control system. It will have been in production for about 20 years in 2021 and will require a major re-write.

Project Name: **Call Answer Software**

Standing Policy Committee: Winnipeg Police Board

Department: Winnipeg Police Service
Project: 2205200022

Service: Police Response
OurWinnipeg: Collaborate to Make Safe Communities

| AUTHORIZATION | Previous Budgets | 2018 Estimate | FORECAST 2019 | 2020 | 2021 | 2022 | 2023 | Five-Year Forecast Total | Six-Year Total |
|---|---|---|---|---|---|---|---|---|---|
| Project Costs ($000's) | - | - | - | - | - | 1,000 | - | 1,000 | 1,000 |
| Financed by: | | | | | | | | | |
| Cash to Capital | | | | | | 1,000 | | 1,000 | 1,000 |

| CASH FLOW | 2018 | 2019 | 2020 | 2021 | 2022 | 2023 | Beyond 2023 | Total |
|---|---|---|---|---|---|---|---|---|
| Project Costs ($000's) | - | - | - | - | 1,000 | - | - | 1,000 |
| Financed by: | | | | | | | | |
| Cash to Capital | | | | | 1,000 | | | 1,000 |

| NET OPERATING IMPACT ($000's) | 2018 | 2019 | 2020 |
|---|---|---|---|
| Operating costs | | | |
| Debt and Finance charges | | | |
| Transfer to General Capital Fund | | | |
| **Total Direct Costs** | - | - | - |
| Less: Incremental Revenue/Recovery | | | |
| **Net Cost/(Benefit)** | - | - | - |
| **Incremental Full Time Equivalent Positions** | - | - | - |

Class Estimate: 5

To purchase a software system to assist in call answering for the Communication Centre.

This project is estimated in US dollars and converted to Canadian currency.

Project Name: **Police Headquarters Information System Upgrades**

Standing Policy Committee: Winnipeg Police Board

Department: Winnipeg Police Service
Project: 2204900021

Service: Police Response
OurWinnipeg: Collaborate to Make Safe Communities

| AUTHORIZATION | Previous Budgets | 2018 Estimate | FORECAST 2019 | 2020 | 2021 | 2022 | 2023 | Five-Year Forecast Total | Six-Year Total |
|---|---|---|---|---|---|---|---|---|---|
| Project Costs ($000's) | - | - | - | - | 2,100 | - | - | 2,100 | 2,100 |
| Financed by: | | | | | | | | | |
| Cash to Capital | | | | | 2,100 | | | 2,100 | 2,100 |

| CASH FLOW | 2018 | 2019 | 2020 | 2021 | 2022 | 2023 | Beyond 2023 | Total |
|---|---|---|---|---|---|---|---|---|
| Project Costs ($000's) | - | - | - | 2,100 | - | - | - | 2,100 |
| Financed by: | | | | | | | | |
| Cash to Capital | | | | 2,100 | | | | 2,100 |

| NET OPERATING IMPACT ($000's) | 2018 | 2019 | 2020 |
|---|---|---|---|
| Operating costs | | | |
| Debt and Finance charges | | | |
| Transfer to General Capital Fund | | | |
| **Total Direct Costs** | - | - | - |
| Less: Incremental Revenue/Recovery | | | |
| **Net Cost/(Benefit)** | - | - | - |
| **Incremental Full Time Equivalent Positions** | - | - | - |

Class Estimate: 5

The Police Service has identified a number of information system upgrades required as the headquarters (HQ) items placed in 2014 will need replacing:

| | |
|---|---|
| HQ IT server and storage replacement | 420,000 |
| HQ Network Switching and Firewall Equipment | 1,680,000 |
| | **2,100,000** |

Project Name: **Flight Operations - Forward Looking Infra-Red (FLIR) Equipment**

Standing Policy Committee: Winnipeg Police Board

Department: Winnipeg Police Service
Project: 2205300022

Service: Police Response
OurWinnipeg: Collaborate to Make Safe Communities

| AUTHORIZATION | Previous Budgets | 2018 Estimate | FORECAST 2019 | 2020 | 2021 | 2022 | 2023 | Five-Year Forecast Total | Six-Year Total |
|---|---|---|---|---|---|---|---|---|---|
| Project Costs ($000's) | - | - | - | - | - | 658 | - | 658 | 658 |
| Financed by: | | | | | | | | | |
| Cash to Capital | | | | | | 658 | | 658 | 658 |

| CASH FLOW | 2018 | 2019 | 2020 | 2021 | 2022 | 2023 | Beyond 2023 | Total |
|---|---|---|---|---|---|---|---|---|
| Project Costs ($000's) | - | - | - | - | 658 | - | - | 658 |
| Financed by: | | | | | | | | |
| Cash to Capital | | | | | 658 | | | 658 |

| NET OPERATING IMPACT ($000's) | 2018 | 2019 | 2020 |
|---|---|---|---|
| Operating costs | | | |
| Debt and Finance charges | | | |
| Transfer to General Capital Fund | | | |
| **Total Direct Costs** | - | - | - |
| Less: Incremental Revenue/Recovery | | | |
| **Net Cost/(Benefit)** | - | - | - |
| **Incremental Full Time Equivalent Positions** | - | - | - |

Class Estimate: 5

To replace the existing Forward Looking Infra-Red equipment for the helicopter as it is reaching the end of its life expectancy.

This project is estimated in US dollars and converted to Canadian currency.

Project Name: **Technical Surveillance Systems (formerly - JSI Voice Intercept System)**

Standing Policy Committee: Winnipeg Police Board

Department: Winnipeg Police Service
Project: 2205400022

Service: Police Response
OurWinnipeg: Collaborate to Make Safe Communities

| AUTHORIZATION | Previous Budgets | 2018 Estimate | FORECAST 2019 | 2020 | 2021 | 2022 | 2023 | Five-Year Forecast Total | Six-Year Total |
|---|---|---|---|---|---|---|---|---|---|
| Project Costs ($000's) | - | - | - | - | - | 1,300 | - | 1,300 | 1,300 |
| Financed by: | | | | | | | | | |
| Cash to Capital | | | | | | 1,300 | | 1,300 | 1,300 |

| CASH FLOW | 2018 | 2019 | 2020 | 2021 | 2022 | 2023 | Beyond 2023 | Total |
|---|---|---|---|---|---|---|---|---|
| Project Costs ($000's) | - | - | - | - | 1,300 | - | - | 1,300 |
| Financed by: | | | | | | | | |
| Cash to Capital | | | | | 1,300 | | | 1,300 |

| NET OPERATING IMPACT ($000's) | 2018 | 2019 | 2020 |
|---|---|---|---|
| Operating costs | | | |
| Debt and Finance charges | | | |
| Transfer to General Capital Fund | | | |
| **Total Direct Costs** | - | - | - |
| Less: Incremental Revenue/Recovery | | | |
| **Net Cost/(Benefit)** | - | - | - |
| **Incremental Full Time Equivalent Positions** | - | - | - |

Class Estimate: 5

To update voice and data intercept system.

This project is estimated in US dollars and converted to Canadian currency.

Project Name: **Body Worn Cameras**

Standing Policy Committee: Winnipeg Police Board

Department: Winnipeg Police Service
Project: 2205600023

Service: Police Response
OurWinnipeg: Collaborate to Make Safe Communities

| AUTHORIZATION | Previous Budgets | 2018 Estimate | FORECAST 2019 | 2020 | 2021 | 2022 | 2023 | Five-Year Forecast Total | Six-Year Total |
|---|---|---|---|---|---|---|---|---|---|
| Project Costs ($000's) | - | - | - | - | - | - | 1,014 | 1,014 | 1,014 |
| Financed by: | | | | | | | | | |
| Cash to Capital | | | | | | | 1,014 | 1,014 | 1,014 |

| CASH FLOW | 2018 | 2019 | 2020 | 2021 | 2022 | 2023 | Beyond 2023 | Total |
|---|---|---|---|---|---|---|---|---|
| Project Costs ($000's) | - | - | - | - | - | 1,014 | - | 1,014 |
| Financed by: | | | | | | | | |
| Cash to Capital | | | | | | 1,014 | | 1,014 |

| NET OPERATING IMPACT ($000's) | 2018 | 2019 | 2020 |
|---|---|---|---|
| Operating costs | | | |
| Debt and Finance charges | | | |
| Transfer to General Capital Fund | | | |
| **Total Direct Costs** | - | - | - |
| Less: Incremental Revenue/Recovery | | | |
| **Net Cost/(Benefit)** | - | - | - |
| **Incremental Full Time Equivalent Positions** | - | - | - |

Class Estimate: 5

To submit funding request for a body worn camera pilot project.

Project Name: **Communication Sites Upgrade - Audio Loggers**

Standing Policy Committee: Winnipeg Police Board

Department: Winnipeg Police Service
Project: 2205700023

Service: Police Response
OurWinnipeg: Collaborate to Make Safe Communities

| AUTHORIZATION | Previous Budgets | 2018 Estimate | FORECAST 2019 | 2020 | 2021 | 2022 | 2023 | Five-Year Forecast Total | Six-Year Total |
|---|---|---|---|---|---|---|---|---|---|
| Project Costs ($000's) | - | - | - | - | - | - | 1,400 | 1,400 | 1,400 |
| Financed by: | | | | | | | | | |
| Cash to Capital | | | | | | | 1,400 | 1,400 | 1,400 |

| CASH FLOW | 2018 | 2019 | 2020 | 2021 | 2022 | 2023 | Beyond 2023 | Total |
|---|---|---|---|---|---|---|---|---|
| Project Costs ($000's) | - | - | - | - | - | 1,400 | - | 1,400 |
| Financed by: | | | | | | | | |
| Cash to Capital | | | | | | 1,400 | | 1,400 |

| NET OPERATING IMPACT ($000's) | 2018 | 2019 | 2020 |
|---|---|---|---|
| Operating costs | | | |
| Debt and Finance charges | | | |
| Transfer to General Capital Fund | | | |
| **Total Direct Costs** | - | - | - |
| Less: Incremental Revenue/Recovery | | | |
| **Net Cost/(Benefit)** | - | - | - |
| **Incremental Full Time Equivalent Positions** | - | - | - |

Class Estimate: 5

To submit funding request for upgrading Audio loggers and related equipment at the 911 Communication centre and backup site. The Audio Loggers are evergreened on a 5 year plan to ensure operations of the main and backup sites comply with Public Safety Answering Point Legislation time lines for bringing systems back online.

This project is estimated in US dollars and converted to Canadian currency.

Project Name: **Facilities Optimization**

Standing Policy Committee: Protection, Community Services and Parks

Department: Winnipeg Fire Paramedic Service

Service: Fire and Rescue Response

Project: 2111XXXX18

OurWinnipeg: Emergency Preparedness, Response and Recovery

| AUTHORIZATION | Previous Budgets | 2018 Estimate | FORECAST 2019 | 2020 | 2021 | 2022 | 2023 | Five-Year Forecast Total | Six-Year Total |
|---|---|---|---|---|---|---|---|---|---|
| Project Costs ($000's) | N/A * | 550 | 7,501 | 2,243 | 395 | 7,177 | 2,755 | 20,071 | 20,621 |
| Financed by: | | | | | | | | | |
| Cash to Capital | | | 4,690 | 2,243 | 395 | 7,177 | 2,755 | 17,260 | 17,260 |
| External Debt | | 550 | 2,811 | | | | | 2,811 | 3,361 |

| CASH FLOW | 2018 | 2019 | 2020 | 2021 | 2022 | 2023 | Beyond 2023 | Total |
|---|---|---|---|---|---|---|---|---|
| Project Costs ($000's) | 550 | 7,501 | 2,243 | 395 | 7,177 | 2,755 | - | 20,621 |
| Financed by: | | | | | | | | |
| Cash to Capital | | 4,690 | 2,243 | 395 | 7,177 | 2,755 | | 17,260 |
| External Debt | 550 | 2,811 | | | | | | 3,361 |

| NET OPERATING IMPACT ($000's) | 2018 | 2019 | 2020 |
|---|---|---|---|
| Operating costs | | | |
| Debt and Finance charges | 21 | 152 | 226 |
| Transfer to General Capital Fund | | 4,690 | 2,243 |
| **Total Direct Costs** | 21 | 4,842 | 2,469 |
| Less: Incremental Revenue/Recovery | 2 | 435 | 222 |
| **Net Cost/(Benefit)** | 19 | 4,407 | 2,247 |
| **Incremental Full Time Equivalent Positions** | - | - | - |

Class Estimate: 3 - applies to 2018 only

With this capital funding the Winnipeg Fire Paramedic Service seeks to maximize the efficiency of the station network. This is achieved through relocations, replacements and major enhancements to stations that help reduce costs but maintain the desired level of response.

The existing program of work was significantly deferred in 2015 following the Fire Underwriters Survey in order to allow for a Standards of Coverage analysis to be undertaken. This work began in 2016 and will be completed during 2017. Standards of Coverage will determine resource allocation in the community, and along with asset condition reports will determine priority for station optimization. At present the committed program of work is as follows:

**2018:**

- Station 9 (Marion) and Station 15 (Autumnwood): Design and consultation.

**2019:**

- Station 9 (Marion) and Station 15 (Autumnwood): Award of construction contract and initiation of work. Construction will be on the site of the existing station 15 with possibly additional adjacent city owned land.

***Facilities Optimization (continued):***

**2020:**

- Station 19 (Whytewold) and Station 36 (Portage): Design and land acquisition.

**For 2021 onwards:**

- Station 19 (Whytewold) and Station 36 (Portage): Consultation, award of construction contract and completion.
- Stations 1 (Ellen), 31 (Furby), 40 (Central Ambulance) and 5 (Sargent) evaluation and design.

* N/A - No amounts have been included in the "Previous Budgets" due to this project's on-going nature.

Project Name: **Equipment Obsolescence**

Standing Policy Committee: Protection, Community Services and Parks

Department: Winnipeg Fire Paramedic Service

Service: Medical Response

Project: 2104XXXX18

OurWinnipeg: Emergency Preparedness, Response and Recovery

| AUTHORIZATION | Previous Budgets | 2018 Estimate | FORECAST 2019 | 2020 | 2021 | 2022 | 2023 | Five-Year Forecast Total | Six-Year Total |
|---|---|---|---|---|---|---|---|---|---|
| Project Costs ($000's) | N/A * | 949 | 993 | 1,558 | 1,109 | 4,178 | 6,877 | 14,715 | 15,664 |
| Financed by: | | | | | | | | | |
| Cash to Capital | | | 993 | 1,558 | 1,109 | 4,178 | 6,877 | 14,715 | 14,715 |
| Internal Financing | | 949 | | | | | | | 949 |

| CASH FLOW | 2018 | 2019 | 2020 | 2021 | 2022 | 2023 | Beyond 2023 | Total |
|---|---|---|---|---|---|---|---|---|
| Project Costs ($000's) | 949 | 993 | 1,558 | 1,109 | 4,178 | 6,877 | - | 15,664 |
| Financed by: | | | | | | | | |
| Cash to Capital | | 993 | 1,558 | 1,109 | 4,178 | 6,877 | | 14,715 |
| Internal Financing | 949 | | | | | | | 949 |

| NET OPERATING IMPACT ($000's) | 2018 | 2019 | 2020 |
|---|---|---|---|
| Operating costs | | | |
| Debt and Finance charges | 140 | 140 | 140 |
| Transfer to General Capital Fund | | 993 | 1,558 |
| **Total Direct Costs** | 140 | 1,133 | 1,698 |
| Less: Incremental Revenue/Recovery | 56 | 453 | 578 |
| **Net Cost/(Benefit)** | 84 | 680 | 1,120 |
| **Incremental Full Time Equivalent Positions** | - | - | - |

Class Estimate: 3 - applies to 2018 only

These capital funds support an ongoing program that deals with the replacement of equipment that is at end of operating life to ensure the continuity of front line emergency services.

The Fire Paramedic Service needs to replace the following specialized equipment in a cyclical process as it nears the end of its operating life:

**2018:**

- Cardiac monitor defibrillators to provide mobile patient cardiac monitoring and resuscitation;

- Power stretchers to help prevent paramedic injury and provide patients with a smoother transition from incident to ambulance to hospital.

**2019:**

- Cardiac monitor defibrillators to provide mobile patient cardiac monitoring and resuscitation;

- Power stretchers to help prevent paramedic injury and provide patients with a smoother transition from incident to ambulance to hospital.

***Equipment Obsolescence (continued):***

**2020:**

- Self Contained Breathing Apparatus (SCBA) Air compressor used to refill bottles with oxygen;
- Cardiac monitor defibrillators to provide mobile patient cardiac monitoring and resuscitation;
- Power stretchers to help prevent paramedic injury and provide patients with a smoother transition from incident to ambulance to hospital;
- Stair Chairs used to safely and effectively move patients up and down stairs to a stretcher.

**2021 to 2023:**

- Stair Chairs used to safely and effectively move patients up and down stairs to a stretcher;
- Toughbooks used by paramedics to record critical patient information at scene;
- Cardiac monitor defibrillators to provide mobile patient cardiac monitoring and resuscitation;
- Power stretchers to help prevent paramedic injury and provide patients with a smoother transition from incident to ambulance to hospital;
- Emergency Medical Service (EMS) training mannequins used for high fidelity emergency medical services training;
- Decontamination units to provide a more thorough and efficient cleaning of apparatus;
- Radio equipment for life safety communication during incidents.

* N/A - No amounts have been included in the "Previous Budgets" due to this project's on-going nature.

Project Name: **Station Capital Maintenance**

Standing Policy Committee: Protection, Community Services and Parks

Department: Winnipeg Fire Paramedic Service

Service: Fire and Rescue Response

Project: 2107XXXX18

OurWinnipeg: Emergency Preparedness, Response and Recovery

| AUTHORIZATION | Previous Budgets | 2018 Estimate | FORECAST 2019 | 2020 | 2021 | 2022 | 2023 | Five-Year Forecast Total | Six-Year Total |
|---|---|---|---|---|---|---|---|---|---|
| Project Costs ($000's) | N/A * | 2,594 | 2,746 | 2,877 | 3,008 | 3,139 | 1,683 | 13,453 | 16,047 |
| Financed by: | | | | | | | | | |
| Cash to Capital | | | 2,746 | 2,877 | 3,008 | 3,139 | 1,683 | 13,453 | 13,453 |
| External Debt | | 2,594 | | | | | | | 2,594 |

| CASH FLOW | 2018 | 2019 | 2020 | 2021 | 2022 | 2023 | Beyond 2023 | Total |
|---|---|---|---|---|---|---|---|---|
| Project Costs ($000's) | 2,594 | 2,746 | 2,877 | 3,008 | 3,139 | 1,683 | - | 16,047 |
| Financed by: | | | | | | | | |
| Cash to Capital | | 2,746 | 2,877 | 3,008 | 3,139 | 1,683 | | 13,453 |
| External Debt | 2,594 | | | | | | | 2,594 |

| OPERATING IMPACT | 2018 | 2019 | 2020 |
|---|---|---|---|
| Operating costs | | | |
| Debt and Finance charges | 102 | 163 | 163 |
| Transfer to General Capital Fund | | 2,746 | 2,877 |
| **Total Direct Costs** | 102 | 2,909 | 3,040 |
| Less: Incremental Revenue/Recovery | 9 | 262 | 274 |
| **Net Cost/(Benefit)** | 93 | 2,647 | 2,766 |
| **Incremental Full Time Equivalent Positions** | - | - | - |

Class Estimate: 3 - applies to 2018 only

These capital funds support an ongoing program of repair and structural maintenance work to ensure station asset lives are maximized, thereby ensuring the service has an operable station network from which required emergency response times across the whole city can be provided.

**2018:**

Funds will be allocated to the scheduled works list until exhausted. Incomplete projects will be deferred to a future year. The identified areas of work are:

- Perimeter induction (heating) system renewal;

- Stations 3 (Rue DeMeurons), 4 (Osborne Street), 13 (Lilac Avenue) and 14 (St. Mary’s Road) building repairs and reconfiguration;

- Routine replacement of station roofs: Station 10 (Border Street), 23 (Pembina Hwy);

- Routine program of station security upgrades - swipe card entry systems Station 1 (Ellen Street), Station 6 (Redwood Avenue), Station 7 (Allen Blye Drive), Station 8 (Kimberly Avenue) and Station 10 (Border Street).

***Station Capital Maintenance (continued):***

**2019:**

- Building repairs and reconfiguration to 4 older stations not included in 10 year optimization plan;
- Perimeter induction (heating) system renewal - various stations;
- Replacement of older furnaces and distribution systems - various stations;
- Routine program of station security upgrades - swipe card entry systems;
- Routine replacement of station roofs: two further stations based on inspection.

**2020:**

- Replacement of furnaces and distribution systems - various stations;
- Replacement of older air conditioning systems;
- Routine replacement of station roofs: two further stations based on inspection.

**2021 onwards:**

Funds will be applied to priority works identified in the Fire Underwriters Survey and guided by VFA Canada Asset Funding Needs Report in four categories:

- Building structural assessments and remediation work;
- Fire, life safety and regulatory upgrades;
- Building envelope repairs and maintenance;
- Building security work.

Work related to capital maintenance is prioritized for stations that are not being considered for optimization.

* N/A - No amounts have been included in the "Previous Budgets" due to this project's on-going nature.

Project Name: **Emergency Medical Services (EMS) Training Equipment**

Standing Policy Committee: Protection, Community Services and Parks

Department: Winnipeg Fire Paramedic Service

Service: Medical Response

Project: 2108XXXXXX

OurWinnipeg: Emergency Preparedness, Response and Recovery

| AUTHORIZATION | Previous Budgets | 2018 Estimate | FORECAST 2019 | 2020 | 2021 | 2022 | 2023 | Five-Year Forecast Total | Six-Year Total |
|---|---|---|---|---|---|---|---|---|---|
| Project Costs ($000's) | - | - | - | 119 | - | - | - | 119 | 119 |
| Financed by: | | | | | | | | | |
| Cash to Capital | | | | 119 | | | | 119 | 119 |

| CASH FLOW | 2018 | 2019 | 2020 | 2021 | 2022 | 2023 | Beyond 2023 | Total |
|---|---|---|---|---|---|---|---|---|
| Project Costs ($000's) | - | - | 119 | - | - | - | - | 119 |
| Financed by: | | | | | | | | |
| Cash to Capital | | | 119 | | | | | 119 |

| OPERATING IMPACT | 2018 | 2019 | 2020 |
|---|---|---|---|
| Operating costs | | | |
| Debt and Finance charges | | | |
| Transfer to General Capital Fund | | | 119 |
| **Total Direct Costs** | - | - | 119 |
| Less: Incremental Revenue/Recovery | | | 39 |
| **Net Cost/(Benefit)** | - | - | 80 |
| **Incremental Full Time Equivalent Positions** | - | - | - |

Class Estimate: 3

The Emergency Medical Service (EMS) utilizes SimMan (adult Male) and SimBaby (child) mannequins to provide high fidelity patient simulations during the training and recertification programs for paramedics.

This project will acquire a SimMom (adult Female) mannequin, to provide high fidelity simulation for patients in active labour in a pre-hospital setting and SimView equipment.

SimView provides the instructor with remote operation of the mannequin away from the student to make the environment as realistic as possible. SimView enables the instructor to initiate mannequin responses to patient care decisions during a scenario and thus maximize the learning experience for the student.

Project Name: **Computer Automation**

Standing Policy Committee: Property and Development, Heritage, and Downtown Development

Department: Planning, Property and Development
Service: Property Asset Management
Project: 6361000418
OurWinnipeg: Prosperity

| AUTHORIZATION | Previous Budgets | 2018 Estimate | FORECAST 2019 | 2020 | 2021 | 2022 | 2023 | Five-Year Forecast Total | Six-Year Total |
|---|---|---|---|---|---|---|---|---|---|
| Project Costs ($000's) | N/A * | - | 133 | 119 | 143 | - | - | 395 | 395 |
| Financed by: | | | | | | | | | |
| Cash to Capital | | | 133 | 119 | 143 | | | 395 | 395 |

| CASH FLOW | 2018 | 2019 | 2020 | 2021 | 2022 | 2023 | Beyond 2023 | Total |
|---|---|---|---|---|---|---|---|---|
| Project Costs ($000's) | - | 133 | 119 | 143 | - | - | - | 395 |
| Financed by: | | | | | | | | |
| Cash to Capital | | 133 | 119 | 143 | | | | 395 |

| NET OPERATING IMPACT ($000's) | 2018 | 2019 | 2020 |
|---|---|---|---|
| Operating costs | | | |
| External debt and finance charges | | | |
| Transfer to General Capital Fund | | 133 | 119 |
| **Total Direct Costs** | - | 133 | 119 |
| Less: Incremental Revenue/Recovery | | 4 | 4 |
| **Net Cost/(Benefit)** | - | 129 | 115 |
| **Incremental Full Time Equivalent Positions** | - | - | - |

Class Estimate: Not applicable, as this is a scalable program

This is an on-going office automation program. Its primary goals are to deliver cost-effective solutions that provide convenient customer service to our citizens and to improve organizational efficiencies. We can achieve these goals through expansion of online services, office/ workflow automation, re-engineering of legacy systems, electronic documents management, and systems integration (e.g. database synchronization) between our own applications and those of other departments.

It is anticipated that maintaining and improving a solid technological framework can provide the basis for organization improvements that increase efficiency and reliability. In order to improve service delivery, we strive to make information more accessible, streamline workflows, and reduce any duplication of efforts. It can also be argued that some initiatives such as electronic document submissions are not only citizen-friendly but environmentally responsible as well.

A general program of ongoing system improvement is suggested and is seen as reasonable to ensure the continued longevity and viability of the City's investment in office automation.

* N/A - No amounts have been included in the "Previous Budgets" due to this project's on-going nature.

Project Name: **Riverbank Greenway Programs**

Standing Policy Committee: Water and Waste, Riverbank Management and the Environment

Department: Planning, Property and Development

Service: Land Drainage and Flood Control

Project: 6351300118

OurWinnipeg: Environment

| AUTHORIZATION | Previous Budgets | 2018 Estimate | FORECAST 2019 | 2020 | 2021 | 2022 | 2023 | Five-Year Forecast Total | Six-Year Total |
|---|---|---|---|---|---|---|---|---|---|
| Project Costs ($000's) | N/A * | - | 205 | 227 | 212 | - | - | 644 | 644 |
| Financed by: | | | | | | | | | |
| Cash to Capital | | | 205 | 227 | 212 | | | 644 | 644 |

| CASH FLOW | 2018 | 2019 | 2020 | 2021 | 2022 | 2023 | Beyond 2023 | Total |
|---|---|---|---|---|---|---|---|---|
| Project Costs ($000's) | - | 205 | 227 | 212 | - | - | - | 644 |
| Financed by: | | | | | | | | |
| Cash to Capital | | 205 | 227 | 212 | | | | 644 |

| NET OPERATING IMPACT ($000's) | 2018 | 2019 | 2020 |
|---|---|---|---|
| Operating costs | | | |
| External debt and finance charges | | | |
| Transfer to General Capital Fund | | 205 | 227 |
| **Total Direct Costs** | - | 205 | 227 |
| Less: Incremental Revenue/Recovery | | 7 | 7 |
| **Net Cost/(Benefit)** | - | 198 | 220 |
| **Incremental Full Time Equivalent Positions** | - | - | - |

Class Estimate: Not applicable, as this is a scalable program

This program supports the acquisition of riverbank lands for the City's linear parkway system and promotes the use of the City's rivers and riverbanks by facilitating public access to rivers and riverbank lands and encouraging the use of Winnipeg rivers for transportation and recreation through the provision of boat launches, docks, pathways, and other accessibility improvements.

Funds provided are for implementation according to the prioritized river segments adopted by Council as opportunities present themselves and as needs dictate. Greenway funds focus on major parks, regional parks and green space connections to the watershed and are aligned to complement active transportation initiatives. Access improvements can take place on primary waterways (Red & Assiniboine) as well as secondary waterways (Seine River, Sturgeon Creek, Truro Creek, Bunn's Creek, Omands Creek).

Proposed projects for 2019 include, but are not limited to, the acquisition of riverbank lands at 2 locations, Pathway System signage and trailheads, Kildonan Park dike assessment, and the Gerald Lynch Park Boat Docks.

* N/A - No amounts have been included in the "Previous Budgets" due to this project's on-going nature.

Project Name: **Cemeteries - Improvements**

Standing Policy Committee: Property and Development, Heritage, and Downtown Development

Department: Planning, Property and Development | Service: Cemeteries

Project: 6322100118 | OurWinnipeg: Vitality

| AUTHORIZATION | Previous Budgets | 2018 Estimate | FORECAST 2019 | 2020 | 2021 | 2022 | 2023 | Five-Year Forecast Total | Six-Year Total |
|---|---|---|---|---|---|---|---|---|---|
| Project Costs ($000's) | N/A * | 200 | 390 | 398 | 406 | 400 | 399 | 1,993 | 2,193 |
| Financed by: | | | | | | | | | |
| Cash to Capital | | | 240 | 248 | 236 | 236 | 242 | 1,202 | 1,202 |
| Internal Financing | | 50 | | | | | | - | 50 |
| Veterans Affairs Canada | | 150 | 150 | 150 | 170 | 164 | 157 | 791 | 941 |

| CASH FLOW | 2018 | 2019 | 2020 | 2021 | 2022 | 2023 | Beyond 2023 | Total |
|---|---|---|---|---|---|---|---|---|
| Project Costs ($000's) | 200 | 390 | 398 | 406 | 400 | 399 | - | 2,193 |
| Financed by: | | | | | | | | |
| Cash to Capital | | 240 | 248 | 236 | 236 | 242 | | 1,202 |
| Internal Financing | 50 | | | | | | | 50 |
| Veterans Affairs Canada | 150 | 150 | 150 | 170 | 164 | 157 | | 941 |

| NET OPERATING IMPACT ($000's) | 2018 | 2019 | 2020 |
|---|---|---|---|
| Operating costs | | | |
| Debt and finance charges | 8 | 8 | 8 |
| Transfer to General Capital Fund | | 240 | 248 |
| **Total Direct Costs** | 8 | 248 | 256 |
| Less: Incremental Revenue/Recovery | 3 | 10 | 10 |
| **Net Cost/(Benefit)** | 6 | 238 | 238 |
| **Incremental Full Time Equivalent Positions** | - | - | - |

Class Estimate: Not applicable, as this is a scalable program

City funding is for the purchase and installation of columbaria and mausoleum interment facilities at City cemeteries. Also, Brookside Cemetery requires the establishment of new full body interment sections, including the installation of new roadways and landscaping, as existing interment sections are at capacity with less than 18 months of product remaining for sale in main sections. The Military Field of Honour (FOH) requires a new cremation interment area, to include columbaria, wall plaques, gardens and pathways. St. Vital cremation gardens requires extending to accommodate new product sales. These revenue-generating products/services will contribute to the Cemetery Service's goal of reaching financial self-sustainability. In addition, these funds are used for landscaping, materials and other costs comprising the City's contribution toward the FOH refurbishment project, which is described below.

Funding received from Veterans Affairs Canada (VAC), under a joint City-Federal funding project, is specifically for the refurbishment of the Military Field of Honour at Brookside Cemetery. The FOH is considered Canada's most significantly designed Military Field of Honour in which more than 10,000 Veterans, Service Men and Service Women and War Heroes are interred. All interments are marked by the Military Grey Barrie granite upright monument, mounted in a beam. The FOH refurbishment project involves the replacement of failed concrete beam foundations as well as the cutting, pinning, and cleaning of military monuments. VAC have provided funding for the Field of Honour since 2007 and will continue until the refurbishment is complete; anticipated timeline for completion is 15 years with current levels of funding. Discussions are ongoing to establish a program based on $200,000 per annum until the project is complete. The City contributes approximately $1 for every $3 contributed by VAC.

***Cemeteries - Improvements (continued):***

On October 26, 2016, Council approved that should future VAC funding commitments exceed the amount included in a given year's Cemeteries Improvements Capital Budget ("the incremental amount"), that budget be increased by the incremental amount, subject to the execution of a Letter of Agreement. As such, in those instances where VAC provides funding commitments to the City for the refurbishment of Brookside Cemetery Military Field of Honour in excess of the amount included in the Capital Budget, the appropriate year's Cemeteries Improvements Capital Budget will be increased by the incremental amount.

* N/A - No amounts have been included in the "Previous Budgets" due to this project's on-going nature.

Project Name: **Downtown Enhancement Program**

Standing Policy Committee: Property and Development, Heritage, and Downtown Development

Department: Planning, Property and Development
Service: City Beautification
Project: 6351800118
OurWinnipeg: Creativity

| AUTHORIZATION | Previous Budgets | 2018 Estimate | FORECAST 2019 | 2020 | 2021 | 2022 | 2023 | Five-Year Forecast Total | Six-Year Total |
|---|---|---|---|---|---|---|---|---|---|
| Project Costs ($000's) | N/A * | 125 | 333 | 200 | 200 | 200 | 200 | 1,133 | 1,258 |
| Financed by: | | | | | | | | | |
| Cash to Capital | | | 333 | 200 | 200 | 200 | 200 | 1,133 | 1,133 |
| Internal Financing | | 125 | | | | | | - | 125 |

| CASH FLOW | 2018 | 2019 | 2020 | 2021 | 2022 | 2023 | Beyond 2023 | Total |
|---|---|---|---|---|---|---|---|---|
| Project Costs ($000's) | 125 | 333 | 200 | 200 | 200 | 200 | - | 1,258 |
| Financed by: | | | | | | | | |
| Cash to Capital | | 333 | 200 | 200 | 200 | 200 | | 1,133 |
| Internal Financing | 125 | | | | | | | 125 |

| NET OPERATING IMPACT ($000's) | 2018 | 2019 | 2020 |
|---|---|---|---|
| Operating costs | | | |
| Debt and finance charges | 19 | 19 | 19 |
| Transfer to General Capital Fund | | 333 | 200 |
| **Total Direct Costs** | 19 | 352 | 219 |
| Less: Incremental Revenue/Recovery | 2 | 11 | 7 |
| **Net Cost/(Benefit)** | 17 | 341 | 212 |
| **Incremental Full Time Equivalent Positions** | - | - | - |

Class Estimate: Not applicable, as this is a scalable program

The program objective is the functional and aesthetic improvements and required upgrades to public spaces and streetscapes in the Downtown and Exchange District National Heritage Site. The funds enhance accessibility, safety, comfort and urban design quality of pedestrian environments and fulfill the commitment to the "Downtown First" philosophy. The Downtown Winnipeg Urban Design Guidelines provide the guiding principles to support design and enhance the livability of Winnipeg's Downtown Urban environment.

The program supports and develops ongoing partnership opportunities for future Public / Private development and redevelopment partnerships and projects such as: Old Market Square, Broadway, Hydro Tower, Millennium Library Park, Bonnycastle Park and the Assiniboine River walk. Projects have traditionally relied on and/or leveraged other partnership opportunities and have supported private redevelopments.

These public open space and streetscape improvements are over and above and exclusive of work assumed by the Public Works, Transit, and Water and Waste Departments who are responsible for existing infrastructure such as curbs, street and sidewalk repairs, street trees, planters, boulevards, required maintenance and accessibility standards.

***Downtown Enhancement Program (continued):***

Priorities in 2018 - 2023 include but are not limited to:

- Triangular Park

- Air Canada Park

- Old Market Square

- Downtown and Exchange District Pedestrian Facilities Enhancements

- East Exchange Interpretative Strategies

- Albert Street

- Public Art Integration

- Halo SHED (Sports, Hospitality and Entertainment District) developments including 266 Graham Avenue, Garry Street, Smith, Street, Edmonton Street and St. Mary Avenue

- Alexander Docks

- Supporting Exchange and Downtown BIZ placemaking initiatives

- Streetscaping support for larger scoped Public Work initiatives

2018 program complemented by other downtown investments such as the Portage and Main Intersection Improvements project.

* N/A - No amounts have been included in the "Previous Budgets" due to this project's on-going nature.

Project Name: **BIZ Zones, Image Routes and Neighbourhood Main Streets**

Standing Policy Committee: Property and Development, Heritage, and Downtown Development

Department: Planning, Property and Development
Service: City Beautification
Project: 6351241518
OurWinnipeg: Creativity

| AUTHORIZATION | Previous Budgets | 2018 Estimate | FORECAST 2019 | 2020 | 2021 | 2022 | 2023 | Five-Year Forecast Total | Six-Year Total |
|---|---|---|---|---|---|---|---|---|---|
| Project Costs ($000's) | N/A * | 400 | 332 | 200 | 200 | 200 | 200 | 1,132 | 1,532 |
| Financed by: | | | | | | | | | |
| Cash to Capital | | | 332 | 200 | 200 | 200 | 200 | 1,132 | 1,132 |
| Internal Financing | | 400 | | | | | | - | 400 |

| CASH FLOW | 2018 | 2019 | 2020 | 2021 | 2022 | 2023 | Beyond 2023 | Total |
|---|---|---|---|---|---|---|---|---|
| Project Costs ($000's) | 400 | 332 | 200 | 200 | 200 | 200 | - | 1,532 |
| Financed by: | | | | | | | | |
| Cash to Capital | | 332 | 200 | 200 | 200 | 200 | | 1,132 |
| Internal Financing | 400 | | | | | | | 400 |

| NET OPERATING IMPACT ($000's) | 2018 | 2019 | 2020 |
|---|---|---|---|
| Operating costs | | | |
| Debt and finance charges | 59 | 59 | 59 |
| Transfer to General Capital Fund | | 332 | 200 |
| **Total Direct Costs** | 59 | 391 | 259 |
| Less: Incremental Revenue/Recovery | 6 | 12 | 8 |
| **Net Cost/(Benefit)** | 53 | 379 | 251 |
| **Incremental Full Time Equivalent Positions** | - | - | - |

Class Estimate: Not applicable, as this is a scalable program

The City of Winnipeg reinvests in partnered projects in Business Improvement Zone (BIZ) districts and Neighbourhood Main Streets. These areas have their own distinct character with their own style of mixed-use, walkable business districts which serve as the cores of their neighbourhoods. With the completion of "OurWinnipeg" and the adoption of the document "Complete Communities", these funds provide the opportunity for the City to work with the resident and business owners in 'partnerships' between the City, BIZ, private sector, not-for-profit, other funding agencies and other government bodies. This capital fund gives the incentive for the BIZ groups to go out and match dollars from sources other than the City. This capital fund, through partnerships, assists in stimulating community revitalization.

This enhancement program takes the form of decorative medians, pedestrian lighting, banner poles, special entry nodes, special pavement treatments, character signage, plants, trees and site furnishings, to ensure the renewal and sustainment of the infrastructure which creates a sense of place and destination in and along Business Improvement Zones and of Image Routes.

2018 - 2023: Projects are adjusted based upon community readiness and partnership opportunities

These organizations utilize grants received from the City to leverage additional Funding to undertake Projects. Some BIZ Zones considered for funding, but not limited to are; West End BIZ, Osborne Village BIZ, St Norbert BIZ, Transcona BIZ or West Broadway BIZ. Specific allocations to BIZ groups will be by recommendation to Council by separate report in early 2018. Project funding will be delivered as a grant to each BIZ group through legally executed Grant Agreements.

* N/A - No amounts have been included in the "Previous Budgets" due to this project's on-going nature.

Project Name: **Public Art Strategy**

Standing Policy Committee: Property and Development, Heritage, and Downtown Development

Department: Planning, Property and Development
Service: Arts, Entertainment and Culture

Project: 6351400718
OurWinnipeg: Creativity

| AUTHORIZATION | Previous Budgets | 2018 Estimate | FORECAST 2019 | 2020 | 2021 | 2022 | 2023 | Five-Year Forecast Total | Six-Year Total |
|---|---|---|---|---|---|---|---|---|---|
| Project Costs ($000's) | N/A * | 500 | 500 | 500 | 500 | 500 | 500 | 2,500 | 3,000 |
| Financed by: | | | | | | | | | |
| Cash to Capital | | | 500 | 500 | 500 | 500 | 500 | 2,500 | 2,500 |
| Internal Financing | | 500 | | | | | | - | 500 |

| CASH FLOW | 2018 | 2019 | 2020 | 2021 | 2022 | 2023 | Beyond 2023 | Total |
|---|---|---|---|---|---|---|---|---|
| Project Costs ($000's) | 500 | 500 | 500 | 500 | 500 | 500 | - | 3,000 |
| Financed by: | | | | | | | | |
| Cash to Capital | | 500 | 500 | 500 | 500 | 500 | | 2,500 |
| Internal Financing | 500 | | | | | | | 500 |

| NET OPERATING IMPACT ($000's) | 2018 | 2019 | 2020 |
|---|---|---|---|
| Operating costs | | | |
| Debt and finance charges | 74 | 74 | 74 |
| Transfer to General Capital Fund | | 500 | 500 |
| **Total Direct Costs** | 74 | 574 | 574 |
| Less: Incremental Revenue/Recovery | 1 | 11 | 11 |
| **Net Cost/(Benefit)** | 73 | 563 | 563 |
| **Incremental Full Time Equivalent Positions** | - | - | - |

Class Estimate: Not applicable, as this is a scalable program

On September 24, 2003, Council approved in principle the Public Art Policy of the Mayor's Task Force on Public Art in Winnipeg and directed that the Chief Administrative Officer work in conjunction with WAC (Winnipeg Arts Council) to develop the necessary procedures for implementing the direction of the policy, including but not limited to those areas relating to governance and funding. Council adopted a Public Art Policy on October 27, 2004.

The Winnipeg Arts Council, as the City of Winnipeg's implementation partner, submits for approval annually, a plan for the works to be undertaken.

This program is excluded from administrative overhead capital charges.

* N/A - No amounts have been included in the "Previous Budgets" due to this project's on-going nature.

Project Name: **Land Acquisition for General Unspecified Purposes**

Standing Policy Committee: Property and Development, Heritage, and Downtown Development

Department: Planning, Property and Development
Service: Property Asset Management

Project: 6321100118
OurWinnipeg: Prosperity

| AUTHORIZATION | Previous Budgets | 2018 Estimate | FORECAST 2019 | 2020 | 2021 | 2022 | 2023 | Five-Year Forecast Total | Six-Year Total |
|---|---|---|---|---|---|---|---|---|---|
| Project Costs ($000's) | N/A * | - | 228 | 274 | 238 | 256 | - | 996 | 996 |
| Financed by: | | | | | | | | | |
| Cash to Capital | | | 228 | 274 | 238 | 256 | | 996 | 996 |

| CASH FLOW | 2018 | 2019 | 2020 | 2021 | 2022 | 2023 | Beyond 2023 | Total |
|---|---|---|---|---|---|---|---|---|
| Project Costs ($000's) | - | 228 | 274 | 238 | 256 | - | - | 996 |
| Financed by: | | | | | | | | |
| Cash to Capital | | 228 | 274 | 238 | 256 | | | 996 |

| NET OPERATING IMPACT ($000's) | 2018 | 2019 | 2020 |
|---|---|---|---|
| Operating costs | | | |
| External debt and finance charges | | | |
| Transfer to General Capital Fund | | 228 | 274 |
| **Total Direct Costs** | - | 228 | 274 |
| Less: Incremental Revenue/Recovery | | 7 | 9 |
| **Net Cost/(Benefit)** | - | 221 | 265 |
| **Incremental Full Time Equivalent Positions** | - | - | - |

Class Estimate: Not applicable, as this is a scalable program

General provision for the annual acquisition of land for purposes other than regional streets and riverbank property. This provides for the acquisition of properties which are unforeseen at this time.

* N/A - No amounts have been included in the "Previous Budgets" due to this project's on-going nature.

Project Name: **Developer Payback**

Standing Policy Committee: Property and Development, Heritage, and Downtown Development

Department: Planning, Property and Development
Service: Parks and Urban Forestry

Project: 6351000218
OurWinnipeg: Environment

| AUTHORIZATION | Previous Budgets | 2018 Estimate | FORECAST 2019 | 2020 | 2021 | 2022 | 2023 | Five-Year Forecast Total | Six-Year Total |
|---|---|---|---|---|---|---|---|---|---|
| Project Costs ($000's) | N/A * | - | 292 | 274 | 280 | 281 | - | 1,127 | 1,127 |
| Financed by: | | | | | | | | | |
| Cash to Capital | | | 292 | 274 | 280 | 281 | | 1,127 | 1,127 |

| CASH FLOW | 2018 | 2019 | 2020 | 2021 | 2022 | 2023 | Beyond 2023 | Total |
|---|---|---|---|---|---|---|---|---|
| Project Costs ($000's) | - | 292 | 274 | 280 | 281 | - | - | 1,127 |
| Financed by: | | | | | | | | |
| Cash to Capital | | 292 | 274 | 280 | 281 | | | 1,127 |

| NET OPERATING IMPACT ($000's) | 2018 | 2019 | 2020 |
|---|---|---|---|
| Operating costs | | | |
| External debt and finance charges | | | |
| Transfer to General Capital Fund | | 292 | 274 |
| **Total Direct Costs** | - | 292 | 274 |
| Less: Incremental Revenue/Recovery | | 9 | 9 |
| **Net Cost/(Benefit)** | - | 283 | 265 |
| **Incremental Full Time Equivalent Positions** | - | - | - |

Class Estimate: Not applicable, as this is a scalable program

The City of Winnipeg is legally obligated through the approved Development Agreement Parameters to provide payback on older Developer Agreements based on the approved 48/52 split on the development of park costs. The funding formula is that the City of Winnipeg contributes 52% to the park development costs. Additionally, recognizing the need to do work concurrently beyond the basic requirements of the Development Agreement, these funds will cover provision of basic amenities that are more cost-effective and practical to install at the time of initial development (such as pathways, lighting, site furnishings, tree planting), particularly for linear park developments.

Applications from some of the outstanding (older) agreements are now being received due to the current build out.

Calculations are based on industry consultation and the actual reviewed costs of works as they are completed each calendar year. Capital requirements are updated on an ongoing basis to reflect industry build out and Development Agreement amendments.

* N/A - No amounts have been included in the "Previous Budgets" due to this project's on-going nature.

Project Name: **Riverbank Stabilization - Physical Asset Protection**

Standing Policy Committee: Water and Waste, Riverbank Management and the Environment

Department: Planning, Property and Development
Service: Land Drainage and Flood Control
Project: 6351300218
OurWinnipeg: Environment

| AUTHORIZATION | Previous Budgets | 2018 Estimate | FORECAST 2019 | 2020 | 2021 | 2022 | 2023 | Five-Year Forecast Total | Six-Year Total |
|---|---|---|---|---|---|---|---|---|---|
| Project Costs ($000's) | N/A * | 500 | 500 | 500 | 523 | 500 | - | 2,023 | 2,523 |
| Financed by: | | | | | | | | | |
| Cash to Capital | | | 500 | 500 | 523 | 500 | | 2,023 | 2,023 |
| Internal Financing | | 500 | | | | | | - | 500 |

| CASH FLOW | 2018 | 2019 | 2020 | 2021 | 2022 | 2023 | Beyond 2023 | Total |
|---|---|---|---|---|---|---|---|---|
| Project Costs ($000's) | 500 | 500 | 500 | 523 | 500 | - | - | 2,523 |
| Financed by: | | | | | | | | |
| Cash to Capital | | 500 | 500 | 523 | 500 | | | 2,023 |
| Internal Financing | 500 | | | | | | | 500 |

| NET OPERATING IMPACT ($000's) | 2018 | 2019 | 2020 |
|---|---|---|---|
| Operating costs | | | |
| Debt and finance charges | 74 | 74 | 74 |
| Transfer to General Capital Fund | | 500 | 500 |
| **Total Direct Costs** | 74 | 574 | 574 |
| Less: Incremental Revenue/Recovery | 8 | 18 | 18 |
| **Net Cost/(Benefit)** | 66 | 556 | 556 |
| **Incremental Full Time Equivalent Positions** | - | - | - |

Class Estimate: Not applicable, as this is a scalable program

In 2000, the Riverbank Stability Characterization Study evaluated stability conditions of 106 km. of City owned riverbank property which comprises approximately 45% of all such river frontage within The City of Winnipeg. This initial assessment of City owned riverbanks has since been supplemented with a risk based asset management approach utilizing the proprietary Riverbank Asset Management System (RAMS), with a comprehensive update completed in 2015. To effectively provide erosion protection or stabilize all City owned riverbanks that generally exhibit positive benefit to cost ratio (considering the value of land lost over time to riverbank processes), a funding commitment of approximately $60 million dollars would be required to fully address the 27 sites identified as "critical" and an additional $150 million to address the 89 sites categorized as "significant" (out of the 220 sites that have been assessed on the Red and Assiniboine Rivers).

To date, seven major priority sites have been stabilized via the Riverbank Stabilization and Physical Asset Protection Fund since 2003, namely, Annabella Street to May Street (2003), St. John's Park (2006), Bunn's Creek (2006), St. Vital Park (2008), Churchill Drive Park (2012), King's Park (2015) and Guay Park (2016) at a total cost of approximately $8.5 million.To date, seven priority sites have been stabilized via the Riverbank Stabilization and Physical Asset Protection Fund since 2003, namely, Annabella Street to May Street (2003), St. John's Park (2006), Bunn's Creek (2006), St. Vital Park (2008), Churchill Drive Park (2012), King's Park (2015) and Guay Park (2016) at a total cost of approximately $8.5 million.

***Riverbank Stabilization - Physical Asset Protection (continued):***

The priority list provided below is not intended to be a program schedule and is subject to change with ongoing updates to RAMS, changes to the risk assessment, the results of investigations and monitoring programs, the addition of more sites to the database, or where cost savings can be achieved by collaborating with other City departments on specific projects.

The project priority listing as of May 2017, including Class 5 cost estimates, is as follows:

| Site | Amount |
|---|---|
| Assiniboine River - Wellington Crescent - Lamont to Academy (including active transportation path) | 1,900,000 |
| Red River - Osborne - Brandon to Woodward | 2,000,000 |
| Red River - River to Rivergate | 2,900,000 |
| Red River - Crescent Drive Park | 1,500,000 |
| Red River - St. Cross - Mortimer to Anderson | 2,300,000 |
| Red River - Canoe Club | 6,100,000 |
| Red River - Lyndale Drive Park and Lawndale to Claremont | 3,200,000 |
| Red River - D'arcy Drive | 3,600,000 |
| Red River - Tache - Provencher to Cathedrale | 1,000,000 |
| Red River - River Road at Minnetonka | 1,100,000 |
| **Total** | **25,600,000** |

Geotechnical investigations and monitoring programs are underway at the Wellington Crescent, Osborne Street, River to Rivergate, Lyndale Drive Park and Tache sites.

* N/A - No amounts have been included in the "Previous Budgets" due to this project's on-going nature.

See also the riverbank project in Waterworks System “Branch 1 Aqueduct at Seine River - Riverbank Stabilization (East Side)”.

Project Name: **General Building Renovation and Refurbishing**

Standing Policy Committee: Property and Development, Heritage, and Downtown Development

Department: Municipal Accommodations
Service: Property Asset Management

Project: 6331000218
OurWinnipeg: Prosperity

| AUTHORIZATION | Previous Budgets | 2018 Estimate | FORECAST 2019 | 2020 | 2021 | 2022 | 2023 | Five-Year Forecast Total | Six-Year Total |
|---|---|---|---|---|---|---|---|---|---|
| Project Costs ($000's) | N/A * | - | 180 | 250 | 500 | - | - | 930 | 930 |
| Financed by: | | | | | | | | | |
| Cash to Capital | | | 180 | 250 | 500 | | | 930 | 930 |

| CASH FLOW | 2018 | 2019 | 2020 | 2021 | 2022 | 2023 | Beyond 2023 | Total |
|---|---|---|---|---|---|---|---|---|
| Project Costs ($000's) | - | 180 | 250 | 500 | - | - | - | 930 |
| Financed by: | | | | | | | | |
| Cash to Capital | | 180 | 250 | 500 | | | | 930 |

| NET OPERATING IMPACT ($000's) | 2018 | 2019 | 2020 |
|---|---|---|---|
| Operating costs | | | |
| External debt and finance charges | | | |
| Transfer to General Capital Fund | | 180 | 250 |
| **Total Direct Costs** | - | 180 | 250 |
| Less: Incremental Revenue/Recovery | | 6 | 8 |
| **Net Cost/(Benefit)** | - | 174 | 242 |
| **Incremental Full Time Equivalent Positions** | - | - | - |

Class Estimate: Not applicable, as this is a scalable program

This is an on-going program to fund small corporate moves, minor interior renovations, and other miscellaneous projects for which no other separate financing is available. This program is fundamental to productivity gain for corporate renovations, moves, etc. which facilitate client changes/activities.

* N/A - No amounts have been included in the "Previous Budgets" due to this project's on-going nature.

Project Name: **Portage and Main Intersection Improvements**

Standing Policy Committee: Property and Development, Heritage, and Downtown Development

Department: Municipal Accommodations
Service: Property Asset Management

Project: 6390006018
OurWinnipeg: Prosperity

| AUTHORIZATION | Previous Budgets | 2018 Estimate | FORECAST 2019 | 2020 | 2021 | 2022 | 2023 | Five-Year Forecast Total | Six-Year Total |
|---|---|---|---|---|---|---|---|---|---|
| Project Costs ($000's) | - | 1,500 | - | - | - | - | - | - | 1,500 |
| Financed by: | | | | | | | | | |
| Transfer from Prior Year Authorization | | 1,500 | | | | | | | 1,500 |

| CASH FLOW | 2018 | 2019 | 2020 | 2021 | 2022 | 2023 | Beyond 2023 | Total |
|---|---|---|---|---|---|---|---|---|
| Project Costs ($000's) | 1,500 | - | - | - | - | - | - | 1,500 |
| Financed by: | | | | | | | | |
| Transfer from Prior Year Authorization | 1,500 | | | | | | | 1,500 |

| NET OPERATING IMPACT ($000's) | 2018 | 2019 | 2020 |
|---|---|---|---|
| Operating costs | | | |
| External debt and finance charges | | | |
| Transfer to General Capital Fund | | | |
| **Total Direct Costs** | - | - | - |
| Less: Incremental Revenue/Recovery | 75 | | |
| **Net Cost/(Benefit)** | (75) | - | - |
| **Incremental Full Time Equivalent Positions** | - | - | - |

Class Estimate: 5

Creation of vision and the renewal and reopening of the intersection at Portage and Main which will provide for upgrades and improvements to both the at-grade and below grade City assets at this intersection, which will support the private sector investments committed.

Specific work contemplated may include but is not limited to:

- reimbursement of costs incurred for work completed by private firms on City-owned property in the Concourse, subject to consideration and negotiation by the City.

- works on the City's assets for the at-grade area directly connected to the plaza at 365 Main Street to provide for sidewalk, curb and streetscaping work in collaboration with the private investment being considered

- works on the City's assets below grade (Concourse)

- creating a vision for the area, both at and below grade, which incorporates planning, land use, and universal design, including barrier free access, and collaborates with the stakeholders to ensure it complements any current or future private investment

- conducting a preliminary design study to further estimate the impacts of the project, development of a Class 3 Estimate, as well as a detailed schedule

***Portage and Main Intersection Improvements (continued):***

- Conducting the following evaluations and assessments in the Concourse:

  - Condition evaluation of all Concourse building infrastructure

  - Environmental Site Assessment to identify asbestos containing materials not included in the City's asbestos inventory and other hazardous materials present in the Concourse

  - Feasibility study to determine options and provide Class 3 cost estimates for aesthetic

  - Functional upgrading of the entire Concourse to be consistent with upgrades proposed or already completed by the adjacent land owners

  - Condition evaluation of all lifting devices (escalators and barrier free lifts) owned and maintained by the City

On October 25, 2017 Council approved a first charge in 2017 or prior to adoption of the 2018 Capital Budget of up to $1.5 million for the work in the concourse below 201 Portage Avenue.

Refer to the Regional Street Renewal program in Public Works for the at-grade investment of $2 million in 2018.

Funding in 2018 includes rebudgeted amounts from previously approved capital budgets - see Appendix 4.

Class 3 Estimate will be received before construction commences.

Project Name: **Public Safety Building and Civic Centre Parkade**

Standing Policy Committee: Property and Development, Heritage, and Downtown Development

Department: Municipal Accommodations
Service: Property Asset Management

Project: 63xxxxxx18
OurWinnipeg: Prosperity

| AUTHORIZATION | Previous Budgets | 2018 Estimate | FORECAST 2019 | 2020 | 2021 | 2022 | 2023 | Five-Year Forecast Total | Six-Year Total |
|---|---|---|---|---|---|---|---|---|---|
| Project Costs ($000's) | - | - | 8,870 | - | - | - | - | 8,870 | 8,870 |
| Financed by: | | | | | | | | | |
| External Debt | | | 8,870 | | | | | 8,870 | 8,870 |

| CASH FLOW | 2018 | 2019 | 2020 | 2021 | 2022 | 2023 | Beyond 2023 | Total |
|---|---|---|---|---|---|---|---|---|
| Project Costs ($000's) | - | 8,870 | - | - | - | - | - | 8,870 |
| Financed by: | | | | | | | | |
| External Debt | | 8,870 | | | | | | 8,870 |

| NET OPERATING IMPACT ($000's) | 2018 | 2019 | 2020 |
|---|---|---|---|
| Operating costs | | | |
| External debt and finance charges | | 372 | 602 |
| Transfer to General Capital Fund | | | |
| **Total Direct Costs** | - | 372 | 602 |
| Less: Incremental Revenue/Recovery | | | 12 |
| **Net Cost/(Benefit)** | - | 372 | 590 |
| **Incremental Full Time Equivalent Positions** | - | - | - |

Class Estimate: 4

On July 17, 2017, Council adopted that the Public Service be authorized to utilize in 2017 up to $0.4 million of the $1.83 million, budgeted in the Winnipeg Parking Authority (WPA) 2017 Business Plan for the demolition of the Civic Centre Car Park, to procure design services and prepare a Class 3 cost estimate for readying the Public Safety Building and the Civic Centre Car Park lands for redevelopment, inclusive of demolition of both buildings assets should such be required as part of the future redevelopment plan.

On April 27, 2016, Council adopted that Alternative A (Large Public Space & Private Development) of the "Evaluation of Strategic Alternatives for the Public Safety Building (PSB) and Civic Centre Car Park" be selected for implementation. Currently, the Class 4 budget estimate to prepare the lands for redevelopment is $10.7 million inclusive of the $0.4 million for design services. This estimate will be refined to a Class 3 estimate during design work scheduled to be concluded in 2018.

The WPA 2017 Business Plan included up to $1.83 million for the demolition of the Civic Centre Car Park, of which $0.4 million was subsequently approved to fund the design work needed to develop a Class 3 budget estimate for both the PSB and Civic Centre Car Park. The balance of any funds will be applied back to the Civic Centre Car Park portion of this project since those funds were specifically earmarked for this purpose. In consideration of the full $1.83 million being allocated to this project, an additional $8.87 million is required to fund the Class 4 estimate of $10.7 million.

Class 3 Estimate will be received before construction commences.

Project Name: **Accommodation Facilities**

Standing Policy Committee: Property and Development, Heritage, and Downtown Development

Department: Municipal Accommodations | Service: Property Asset Management

Project: 6395000118 | OurWinnipeg: Prosperity

| AUTHORIZATION | Previous Budgets | 2018 Estimate | FORECAST 2019 | 2020 | 2021 | 2022 | 2023 | Five-Year Forecast Total | Six-Year Total |
|---|---|---|---|---|---|---|---|---|---|
| Project Costs ($000's) | N/A * | 1,334 | 784 | 1,700 | 1,775 | 978 | 1,844 | 7,081 | 8,415 |
| Financed by: | | | | | | | | | |
| Cash to Capital | | | 784 | | 75 | 978 | 1,844 | 3,681 | 3,681 |
| Internal Financing | | 700 | | | | | | | 700 |
| Land Operating Reserve | | | | 1,700 | 1,700 | | | 3,400 | 3,400 |
| Transfer from Prior Year Authorization | | 634 | | | | | | | 634 |

| CASH FLOW | 2018 | 2019 | 2020 | 2021 | 2022 | 2023 | Beyond 2023 | Total |
|---|---|---|---|---|---|---|---|---|
| Project Costs ($000's) | 1,334 | 784 | 1,700 | 1,775 | 978 | 1,844 | - | 8,415 |
| Financed by: | | | | | | | | |
| Cash to Capital | | 784 | | 75 | 978 | 1,844 | | 3,681 |
| Internal Financing | 700 | | | | | | | 700 |
| Land Operating Reserve | | | 1,700 | 1,700 | | | | 3,400 |
| Transfer from Prior Year Authorization | 634 | | | | | | | 634 |

| NET OPERATING IMPACT ($000's) | 2018 | 2019 | 2020 |
|---|---|---|---|
| Operating costs | | | |
| Debt and finance charges | 103 | 103 | 103 |
| Transfer to General Capital Fund | | 784 | |
| **Total Direct Costs** | 103 | 887 | 103 |
| Less: Incremental Revenue/Recovery | 19 | 28 | 23 |
| **Net Cost/(Benefit)** | 84 | 859 | 80 |
| **Incremental Full Time Equivalent Positions** | - | - | - |

Class Estimate: Not applicable, as this is a scalable program

This program is for refurbishment and/or improvements to various City-owned facilities and includes interior, accessibility, elevator, escalator, heating, ventilation, air conditioning, electrical, plumbing, parking lot, building envelope and structural improvements. It also includes required upgrades to downtown walkways.

Planned projects for 2018 are noted below, however due the age and ongoing deterioration of buildings and facilities, planned priorities may shift throughout the year if higher risk investments arise:

Overhead door replacement - 960 Thomas

Walkway restorations design work

Heat recovery - Concourse

Building system upgrades (HVAC, Electrical, Building Envelope) - various locations

Funding in 2018 includes rebudgeted amounts from 2015 approved capital budget.

* N/A - No amounts have been included in the "Previous Budgets" due to this project's on-going nature.

Project Name: **Millennium Library - HVAC and Temperature Control Improvements**

Standing Policy Committee: Property and Development, Heritage, and Downtown Development

Department: Municipal Accommodations | Service: Property Asset Management

Project: 6395020118 | OurWinnipeg: Prosperity

| AUTHORIZATION | Previous Budgets | 2018 Estimate | FORECAST 2019 | 2020 | 2021 | 2022 | 2023 | Five-Year Forecast Total | Six-Year Total |
|---|---|---|---|---|---|---|---|---|---|
| Project Costs ($000's) | - | 700 | 1,495 | 750 | - | - | - | 2,245 | 2,945 |
| Financed by: | | | | | | | | | |
| Cash to Capital | | | 1,495 | 750 | | | | 2,245 | 2,245 |
| Transfer from Prior Year Authorization | | 600 | | | | | | | 600 |
| Transfer from Prior Year Authorization - Manitoba Winnipeg Infrastructure Agreement (MWIA) | | 100 | | | | | | | 100 |

| CASH FLOW | 2018 | 2019 | 2020 | 2021 | 2022 | 2023 | Beyond 2023 | Total |
|---|---|---|---|---|---|---|---|---|
| Project Costs ($000's) | 700 | 1,495 | 750 | - | - | - | - | 2,945 |
| Financed by: | | | | | | | | |
| Cash to Capital | | 1,495 | 750 | | | | | 2,245 |
| Transfer from Prior Year Authorization | 600 | | | | | | | 600 |
| Transfer from Prior Year Authorization - Manitoba Winnipeg Infrastructure Agreement (MWIA) | 100 | | | | | | | 100 |

| NET OPERATING IMPACT ($000's) | 2018 | 2019 | 2020 |
|---|---|---|---|
| Operating costs | | | |
| External debt and finance charges | | | |
| Transfer to General Capital Fund | | 1,495 | 750 |
| **Total Direct Costs** | - | 1,495 | 750 |
| Less: Incremental Revenue/Recovery | 9 | 49 | 24 |
| **Net Cost/(Benefit)** | (9) | 1,446 | 726 |
| **Incremental Full Time Equivalent Positions** | - | - | - |

Class Estimate: 4

A redevelopment of the existing library located at 251 Donald was started in 2003 and was completed in 2005. The redevelopment was comprised of renovations of the existing space and the addition of a new fourth floor and a new reading terrace with a four story tall glass curtain wall along the southeast elevation of the building.

Since the redevelopment, the facility has experienced problems relating to solar heat gain, space temperature, air balance and static pressure and overall occupant comfort.

The variables that are impacting the building environment need to be addressed in order to reduce negative impacts on building infrastructure and occupant comfort. Addressing these variables (see listing below) will add to the service life of the facility, reduce energy costs and improve the indoor environment to clients using the services and programs provided by the Community Services Department.

- Heating, Ventilation and Cooling (HVAC) system inadequacies and imbalances

- The energy efficiency of the four story glass curtain wall is less than optimal

- A solar shade system installation at the glass curtain wall should be considered to reduce solar gain in the summer while allowing solar gain in the winter.

Preliminary design work in 2018 will provide a class 3 estimate prior to construction.

Funding in 2018 consists of rebudgeted amounts from 2015 approved capital budget.

Project Name: **Fire / Life Safety / Regulatory Upgrades**

Standing Policy Committee: Property and Development, Heritage, and Downtown Development

Department: Municipal Accommodations | Service: Property Asset Management

Project: 6331000418 | OurWinnipeg: Prosperity

| AUTHORIZATION | Previous Budgets | 2018 Estimate | FORECAST 2019 | 2020 | 2021 | 2022 | 2023 | Five-Year Forecast Total | Six-Year Total |
|---|---|---|---|---|---|---|---|---|---|
| Project Costs ($000's) | N/A * | 1,000 | 759 | 608 | 704 | 720 | 722 | 3,513 | 4,513 |
| Financed by: | | | | | | | | | |
| Cash to Capital | | | 759 | 608 | 704 | 720 | 722 | 3,513 | 3,513 |
| Internal Financing | | 1,000 | | | | | | | 1,000 |

| CASH FLOW | 2018 | 2019 | 2020 | 2021 | 2022 | 2023 | Beyond 2023 | Total |
|---|---|---|---|---|---|---|---|---|
| Project Costs ($000's) | 1,000 | 759 | 608 | 704 | 720 | 722 | - | 4,513 |
| Financed by: | | | | | | | | |
| Cash to Capital | | 759 | 608 | 704 | 720 | 722 | | 3,513 |
| Internal Financing | 1,000 | | | | | | | 1,000 |

| NET OPERATING IMPACT ($000's) | 2018 | 2019 | 2020 |
|---|---|---|---|
| Operating costs | | | |
| External debt and finance charges | 147 | 147 | 147 |
| Transfer to General Capital Fund | | 759 | 608 |
| **Total Direct Costs** | 147 | 906 | 755 |
| Less: Incremental Revenue/Recovery | 15 | 28 | 23 |
| **Net Cost/(Benefit)** | 132 | 878 | 732 |
| **Incremental Full Time Equivalent Positions** | - | - | - |

Class Estimate: Not applicable, as this is a scalable program

This program is for Fire/Life Safety/Regulatory Requirements which includes upgrading/replacement of fire safety systems, emergency lighting, regulatory upgrades, asbestos and other hazardous material abatement as identified through the Asset Management Program for various facilities to meet the requirements of Fire/Building Codes and changing Government Regulations. Facilities include all recreation and accommodation facilities.

Planned projects for 2018 are noted below, however due the age and ongoing deterioration of buildings and facilities, planned priorities may shift throughout the year if higher risk investments arise:

Fire alarm system, emergency lighting upgrade and exit signage upgrade - 510 Main Street (Council)

Fire alarm system, emergency lighting and exit signage upgrades - various locations

Hazardous material remediation various locations

* N/A - No amounts have been included in the "Previous Budgets" due to this project's on-going nature.

Project Name: **Energy Conservation**

Standing Policy Committee: Property and Development, Heritage, and Downtown Development

Department: Municipal Accommodations | Service: Property Asset Management

Project: 6331000618 | OurWinnipeg: Prosperity

| AUTHORIZATION | Previous Budgets | 2018 Estimate | FORECAST 2019 | 2020 | 2021 | 2022 | 2023 | Five-Year Forecast Total | Six-Year Total |
|---|---|---|---|---|---|---|---|---|---|
| Project Costs ($000's) | N/A * | - | 158 | - | 136 | - | - | 294 | 294 |
| Financed by: | | | | | | | | | |
| Cash to Capital | | | 158 | | 136 | | | 294 | 294 |

| CASH FLOW | 2018 | 2019 | 2020 | 2021 | 2022 | 2023 | Beyond 2023 | Total |
|---|---|---|---|---|---|---|---|---|
| Project Costs ($000's) | - | 158 | - | 136 | - | - | - | 294 |
| Financed by: | | | | | | | | |
| Cash to Capital | | 158 | | 136 | | | | 294 |

| NET OPERATING IMPACT ($000's) | 2018 | 2019 | 2020 |
|---|---|---|---|
| Operating costs | | | |
| External debt and finance charges | | | |
| Transfer to General Capital Fund | | 158 | |
| **Total Direct Costs** | - | 158 | - |
| Less: Incremental Revenue/Recovery | | 5 | |
| **Net Cost/(Benefit)** | - | 153 | - |
| **Incremental Full Time Equivalent Positions** | - | - | - |

Class Estimate: Not applicable, as this is a scalable program

This program is for energy conservation and retro-commissioning initiatives which include upgrading/replacement of building systems to improve energy efficiency and provide anticipated long term savings through reduced energy usage for various facilities. Facilities include all recreation and accommodation facilities.

Projects for 2019 include:

Utility retrofits - various locations

Lighting conversions - various locations

* N/A - No amounts have been included in the "Previous Budgets" due to this project's on-going nature.

Project Name: **Tenant Improvement Prepayment - Major Department**

Standing Policy Committee: Property and Development, Heritage, and Downtown Development

Department: Municipal Accommodations | Service: Property Asset Management

Project: 6331002318 | OurWinnipeg: Prosperity

| AUTHORIZATION | Previous Budgets | 2018 Estimate | FORECAST 2019 | 2020 | 2021 | 2022 | 2023 | Five-Year Forecast Total | Six-Year Total |
|---|---|---|---|---|---|---|---|---|---|
| Project Costs ($000's) | N/A * | - | - | - | 183 | - | - | 183 | 183 |
| Financed by: | | | | | | | | | |
| Cash to Capital | | | | | 183 | | | 183 | 183 |

| CASH FLOW | 2018 | 2019 | 2020 | 2021 | 2022 | 2023 | Beyond 2023 | Total |
|---|---|---|---|---|---|---|---|---|
| Project Costs ($000's) | - | - | - | 183 | - | - | - | 183 |
| Financed by: | | | | | | | | |
| Cash to Capital | | | | 183 | | | | 183 |

| NET OPERATING IMPACT ($000's) | 2018 | 2019 | 2020 |
|---|---|---|---|
| Operating costs | | | |
| External debt and finance charges | | | |
| Transfer to General Capital Fund | | | |
| **Total Direct Costs** | - | - | - |
| Less: Incremental Revenue/Recovery | | | |
| **Net Cost/(Benefit)** | - | - | - |
| **Incremental Full Time Equivalent Positions** | - | - | - |

Class Estimate: Not applicable, as this is a scalable program

Funds set aside for replacement of depreciated tenant improvements.

* N/A - No amounts have been included in the "Previous Budgets" due to this project's on-going nature.

Project Name: **Historic Buildings**

Standing Policy Committee: Property and Development, Heritage, and Downtown Development

Department: Municipal Accommodations
Service: Heritage Conservation

Project: 6331000718
OurWinnipeg: Heritage

| AUTHORIZATION | Previous Budgets | 2018 Estimate | FORECAST 2019 | 2020 | 2021 | 2022 | 2023 | Five-Year Forecast Total | Six-Year Total |
|---|---|---|---|---|---|---|---|---|---|
| Project Costs ($000's) | N/A * | 187 | 214 | 217 | 220 | 224 | 229 | 1,104 | 1,291 |
| Financed by: | | | | | | | | | |
| Cash to Capital | | | 214 | 217 | 220 | 224 | 229 | 1,104 | 1,104 |
| Internal Financing | | 187 | | | | | | | 187 |

| CASH FLOW | 2018 | 2019 | 2020 | 2021 | 2022 | 2023 | Beyond 2023 | Total |
|---|---|---|---|---|---|---|---|---|
| Project Costs ($000's) | 187 | 214 | 217 | 220 | 224 | 229 | - | 1,291 |
| Financed by: | | | | | | | | |
| Cash to Capital | | 214 | 217 | 220 | 224 | 229 | | 1,104 |
| Internal Financing | 187 | | | | | | | 187 |

| NET OPERATING IMPACT ($000's) | 2018 | 2019 | 2020 |
|---|---|---|---|
| Operating costs | | | |
| Debt and finance charges | 28 | 28 | 28 |
| Transfer to General Capital Fund | | 214 | 217 |
| **Total Direct Costs** | 28 | 242 | 245 |
| Less: Incremental Revenue/Recovery | 3 | 8 | 8 |
| **Net Cost/(Benefit)** | 25 | 234 | 237 |
| **Incremental Full Time Equivalent Positions** | - | - | - |

Class Estimate: Not applicable, as this is a scalable program

The City of Winnipeg has a substantial inventory of historic buildings that are steadily deteriorating. This program will provide for building system refurbishing, structural planning and remediation of further deterioration. Major structural repairs may be required.

* N/A - No amounts have been included in the "Previous Budgets" due to this project's on-going nature.

Project Name: **Generator Set Replacement and Upgrades**

Standing Policy Committee: Property and Development, Heritage, and Downtown Development

Department: Municipal Accommodations
Service: Property Asset Management
Project: 6331020818
OurWinnipeg: Prosperity

| AUTHORIZATION | Previous Budgets | 2018 Estimate | FORECAST 2019 | 2020 | 2021 | 2022 | 2023 | Five-Year Forecast Total | Six-Year Total |
|---|---|---|---|---|---|---|---|---|---|
| Project Costs ($000's) | N/A * | 125 | 113 | 136 | 123 | 148 | 130 | 650 | 775 |
| Financed by: | | | | | | | | | |
| Cash to Capital | | | 113 | 136 | 123 | 148 | 130 | 650 | 650 |
| Internal Financing | | 125 | | | | | | | 125 |

| CASH FLOW | 2018 | 2019 | 2020 | 2021 | 2022 | 2023 | Beyond 2023 | Total |
|---|---|---|---|---|---|---|---|---|
| Project Costs ($000's) | 125 | 113 | 136 | 123 | 148 | 130 | - | 775 |
| Financed by: | | | | | | | | |
| Cash to Capital | | 113 | 136 | 123 | 148 | 130 | | 650 |
| Internal Financing | 125 | | | | | | | 125 |

| NET OPERATING IMPACT ($000's) | 2018 | 2019 | 2020 |
|---|---|---|---|
| Operating costs | | | |
| Debt and finance charges | 18 | 18 | 18 |
| Transfer to General Capital Fund | | 113 | 136 |
| **Total Direct Costs** | 18 | 131 | 154 |
| Less: Incremental Revenue/Recovery | 2 | 4 | 5 |
| **Net Cost/(Benefit)** | 16 | 127 | 149 |
| **Incremental Full Time Equivalent Positions** | - | - | - |

Class Estimate: Not applicable, as this is a scalable program

The emergency generator sets in a number of facilities are coming to the end of their useful life and there is a possibility existing generators are not functioning as intended in future power outages. Present building codes require additional equipment, needed for fire and life safety purposes, to be supplied with backup power from a generator and as such existing generators may not have capacity to supply these systems. Building occupants are requesting backup power for their information technology operations which existing generator sets are not able to provide. As well there is a need to strategically locate new generators in facilities as part of an overall city emergency preparedness plan.

Planned projects for 2018 are noted below, however due the age and ongoing deterioration of buildings and facilities, planned priorities may shift throughout the year if higher risk investments arise:

Diesel exhaust fume mitigation at 245 Smith, 266 Graham, 1155 Pacific and various locations

Generator upgrades and repair - various locations

* N/A - No amounts have been included in the "Previous Budgets" due to this project's on-going nature.

Project Name: **Security / Building Automation System Initiatives**

Standing Policy Committee: Property and Development, Heritage, and Downtown Development

Department: Municipal Accommodations
Service: Property Asset Management

Project: 6331002618
OurWinnipeg: Prosperity

| AUTHORIZATION | Previous Budgets | 2018 Estimate | FORECAST 2019 | 2020 | 2021 | 2022 | 2023 | Five-Year Forecast Total | Six-Year Total |
|---|---|---|---|---|---|---|---|---|---|
| Project Costs ($000's) | N/A * | 100 | 255 | 205 | 255 | 203 | 245 | 1,163 | 1,263 |
| Financed by: | | | | | | | | | |
| Cash to Capital | | | 255 | 205 | 255 | 203 | 245 | 1,163 | 1,163 |
| Internal Financing | | 100 | | | | | | - | 100 |

| CASH FLOW | 2018 | 2019 | 2020 | 2021 | 2022 | 2023 | Beyond 2023 | Total |
|---|---|---|---|---|---|---|---|---|
| Project Costs ($000's) | 100 | 255 | 205 | 255 | 203 | 245 | - | 1,263 |
| Financed by: | | | | | | | | |
| Cash to Capital | | 255 | 205 | 255 | 203 | 245 | | 1,163 |
| Internal Financing | 100 | | | | | | | 100 |

| NET OPERATING IMPACT ($000's) | 2018 | 2019 | 2020 |
|---|---|---|---|
| Operating costs | | | |
| Debt and finance charges | 15 | 15 | 15 |
| Transfer to General Capital Fund | | 255 | 205 |
| **Total Direct Costs** | 15 | 270 | 220 |
| Less: Incremental Revenue/Recovery | 2 | 9 | 7 |
| **Net Cost/(Benefit)** | 13 | 261 | 213 |
| **Incremental Full Time Equivalent Positions** | - | - | - |

Class Estimate: Not applicable, as this is a scalable program

Security/Building Automation systems include: Heating, Ventilation and Cooling (HVAC) controls, security systems and building access and monitoring systems.

Security has been noted as an on-going concern within all facilities. Enhanced security will reflect the evolving risk management needs to protect City staff and property from potential injury and loss and reduce legal liability. Possible upgrades may include security system improvements, system upgrades, access control and surveillance systems.

Present HVAC controls in buildings are aging and require replacement or upgrading to current standards. Up-to-date building HVAC controls are required for occupant comfort and contribute to reductions in energy consumption.

Planned projects for 2018 are noted below, however due the age and ongoing deterioration of buildings and facilities, planned priorities may shift throughout the year if higher risk investments arise:

Building security upgrades

Building automation and control upgrades

System upgrades - various

* N/A - No amounts have been included in the "Previous Budgets" due to this project's on-going nature.

Project Name: **Community Centres - Refurbishing and Improvements**

Standing Policy Committee: Property and Development, Heritage, and Downtown Development

Department: Municipal Accommodations
Service: Recreation

Project: 6390000118
OurWinnipeg: Prosperity

| AUTHORIZATION | Previous Budgets | 2018 Estimate | FORECAST 2019 | 2020 | 2021 | 2022 | 2023 | Five-Year Forecast Total | Six-Year Total |
|---|---|---|---|---|---|---|---|---|---|
| Project Costs ($000's) | N/A * | 322 | 673 | 266 | 331 | 327 | 330 | 1,927 | 2,249 |
| Financed by: | | | | | | | | | |
| Cash to Capital | | | 673 | 266 | 331 | 327 | 330 | 1,927 | 1,927 |
| Internal Financing | | 322 | | | | | | | 322 |

| CASH FLOW | 2018 | 2019 | 2020 | 2021 | 2022 | 2023 | Beyond 2023 | Total |
|---|---|---|---|---|---|---|---|---|
| Project Costs ($000's) | 322 | 673 | 266 | 331 | 327 | 330 | - | 2,249 |
| Financed by: | | | | | | | | |
| Cash to Capital | | 673 | 266 | 331 | 327 | 330 | | 1,927 |
| Internal Financing | 322 | | | | | | | 322 |

| NET OPERATING IMPACT ($000's) | 2018 | 2019 | 2020 |
|---|---|---|---|
| Operating costs | | | |
| Debt and finance charges | 47 | 47 | 47 |
| Transfer to General Capital Fund | | 673 | 266 |
| **Total Direct Costs** | 47 | 720 | 313 |
| Less: Incremental Revenue/Recovery | 5 | 23 | 10 |
| **Net Cost/(Benefit)** | 42 | 697 | 303 |
| **Incremental Full Time Equivalent Positions** | - | - | - |

Class Estimate: Not applicable, as this is a scalable program

This program is for refurbishment and improvements of Community Centres (CC).

Projects include the following:

Roof replacement - Community Centres - various locations

Fire life safety improvements - Community Centres - various locations

HVAC improvements - Community Centres - various locations

Building envelope refurbishment - Community Centres - various locations

Electrical upgrades - Community Centres - various locations

Parking lot and underground service improvements

Building refurbishment various systems - Community Centres - various locations

* N/A - No amounts have been included in the "Previous Budgets" due to this project's on-going nature.

Project Name: **Arenas**

Standing Policy Committee: Property and Development, Heritage, and Downtown Development

Department: Municipal Accommodations | Service: Recreation

Project: 6391000118 | OurWinnipeg: Prosperity

| AUTHORIZATION | Previous Budgets | 2018 Estimate | FORECAST 2019 | 2020 | 2021 | 2022 | 2023 | Five-Year Forecast Total | Six-Year Total |
|---|---|---|---|---|---|---|---|---|---|
| Project Costs ($000's) | N/A * | 240 | 525 | 233 | 267 | 268 | 269 | 1,562 | 1,802 |
| Financed by: | | | | | | | | | |
| Cash to Capital | | | 525 | 233 | 267 | 268 | 269 | 1,562 | 1,562 |
| Internal Financing | | 240 | | | | | | | 240 |

| CASH FLOW | 2018 | 2019 | 2020 | 2021 | 2022 | 2023 | Beyond 2023 | Total |
|---|---|---|---|---|---|---|---|---|
| Project Costs ($000's) | 240 | 525 | 233 | 267 | 268 | 269 | - | 1,802 |
| Financed by: | | | | | | | | |
| Cash to Capital | | 525 | 233 | 267 | 268 | 269 | | 1,562 |
| Internal Financing | 240 | | | | | | | 240 |

| NET OPERATING IMPACT ($000's) | 2018 | 2019 | 2020 |
|---|---|---|---|
| Operating costs | | | |
| Debt and finance charges | 35 | 35 | 35 |
| Transfer to General Capital Fund | | 525 | 233 |
| **Total Direct Costs** | 35 | 560 | 268 |
| Less: Incremental Revenue/Recovery | 4 | 18 | 8 |
| **Net Cost/(Benefit)** | 31 | 542 | 260 |
| **Incremental Full Time Equivalent Positions** | - | - | - |

Class Estimate: Not applicable, as this is a scalable program

This program is for refurbishment and/or improvements to various indoor arenas including ice plant component replacement, interior improvements, heating, ventilation and electrical improvements, replacements of rink components, building envelope and structural improvements.

Planned projects for 2018 are noted below, however due the age and ongoing deterioration of buildings and facilities, planned priorities may shift throughout the year if higher risk investments arise:

Structural beam upgrade - Billy Mosienko Arena

Building system renewals - various arenas

* N/A - No amounts have been included in the "Previous Budgets" due to this project's on-going nature.

Project Name: **Indoor Aquatic Facilities**

Standing Policy Committee: Property and Development, Heritage, and Downtown Development

Department: Municipal Accommodations
Service: Recreation
Project: 6392000118
OurWinnipeg: Prosperity

| AUTHORIZATION | Previous Budgets | 2018 Estimate | FORECAST 2019 | 2020 | 2021 | 2022 | 2023 | Five-Year Forecast Total | Six-Year Total |
|---|---|---|---|---|---|---|---|---|---|
| Project Costs ($000's) | N/A * | 1,200 | 1,494 | 1,208 | 2,359 | 1,207 | 1,152 | 7,420 | 8,620 |
| Financed by: | | | | | | | | | |
| Cash to Capital | | | 1,494 | 1,208 | 2,359 | 1,207 | 1,152 | 7,420 | 7,420 |
| Internal Financing | | 1,200 | | | | | | | 1,200 |

| CASH FLOW | 2018 | 2019 | 2020 | 2021 | 2022 | 2023 | Beyond 2023 | Total |
|---|---|---|---|---|---|---|---|---|
| Project Costs ($000's) | 1,200 | 1,494 | 1,208 | 2,359 | 1,207 | 1,152 | - | 8,620 |
| Financed by: | | | | | | | | |
| Cash to Capital | | 1,494 | 1,208 | 2,359 | 1,207 | 1,152 | | 7,420 |
| Internal Financing | 1,200 | | | | | | | 1,200 |

| NET OPERATING IMPACT ($000's) | 2018 | 2019 | 2020 |
|---|---|---|---|
| Operating costs | | | |
| Debt and finance charges | 176 | 176 | 176 |
| Transfer to General Capital Fund | | 1,494 | 1,208 |
| **Total Direct Costs** | 176 | 1,670 | 1,384 |
| Less: Incremental Revenue/Recovery | 19 | 52 | 43 |
| **Net Cost/(Benefit)** | 157 | 1,618 | 1,341 |
| **Incremental Full Time Equivalent Positions** | - | - | - |

Class Estimate: Not applicable, as this is a scalable program

This program is for refurbishment and replacement of deteriorated building components/systems to selected aquatic facilities due to safety issues and aging building systems.

Planned projects for 2018 are noted below, however due the age and ongoing deterioration of buildings and facilities, planned priorities may shift throughout the year if higher risk investments arise:

Kiddie pool air handling unit - Pan Am Pool

Pool maintenance shutdown - various indoor pools

Electrical maintenance - various indoor pools

* N/A - No amounts have been included in the "Previous Budgets" due to this project's on-going nature.

Project Name: **Outdoor Aquatic Facilities**

Standing Policy Committee: Property and Development, Heritage, and Downtown Development

Department: Municipal Accommodations
Service: Recreation

Project: 6393000118
OurWinnipeg: Prosperity

| AUTHORIZATION | Previous Budgets | 2018 Estimate | FORECAST 2019 | 2020 | 2021 | 2022 | 2023 | Five-Year Forecast Total | Six-Year Total |
|---|---|---|---|---|---|---|---|---|---|
| Project Costs ($000's) | N/A * | 120 | 169 | 170 | 342 | 170 | 170 | 1,021 | 1,141 |
| Financed by: | | | | | | | | | |
| Cash to Capital | | | 169 | 170 | 342 | 170 | 170 | 1,021 | 1,021 |
| Internal Financing | | 120 | | | | | | | 120 |

| CASH FLOW | 2018 | 2019 | 2020 | 2021 | 2022 | 2023 | Beyond 2023 | Total |
|---|---|---|---|---|---|---|---|---|
| Project Costs ($000's) | 120 | 169 | 170 | 342 | 170 | 170 | - | 1,141 |
| Financed by: | | | | | | | | |
| Cash to Capital | | 169 | 170 | 342 | 170 | 170 | | 1,021 |
| Internal Financing | 120 | | | | | | | 120 |

| NET OPERATING IMPACT ($000's) | 2018 | 2019 | 2020 |
|---|---|---|---|
| Operating costs | | | |
| Debt and finance charges | 18 | 18 | 18 |
| Transfer to General Capital Fund | | 169 | 170 |
| **Total Direct Costs** | 18 | 187 | 188 |
| Less: Incremental Revenue/Recovery | 2 | 6 | 6 |
| **Net Cost/(Benefit)** | 16 | 181 | 182 |
| **Incremental Full Time Equivalent Positions** | - | - | - |

Class Estimate: Not applicable, as this is a scalable program

This program is for refurbishing/improvements to various outdoor facilities including wading pool basins, slide components, outdoor swimming pool tanks, mechanical systems and pool decks required due to aging building infrastructure.

Projects for 2018 include the following:

Pool tank repairs - various outdoor pools

Pool basin/tank repairs - various wading pools

Mechanical upgrades - various outdoor pools

Building repairs - various wading pools

* N/A - No amounts have been included in the "Previous Budgets" due to this project's on-going nature.

Project Name: **Recreation & Leisure Centres (formerly - Community Facilities)**

Standing Policy Committee: Property and Development, Heritage, and Downtown Development

Department: Municipal Accommodations | Service: Recreation

Project: 6394000118 | OurWinnipeg: Prosperity

| AUTHORIZATION | Previous Budgets | 2018 Estimate | FORECAST 2019 | 2020 | 2021 | 2022 | 2023 | Five-Year Forecast Total | Six-Year Total |
|---|---|---|---|---|---|---|---|---|---|
| Project Costs ($000's) | N/A * | 125 | 106 | 107 | 109 | 111 | 113 | 546 | 671 |
| Financed by: | | | | | | | | | |
| Cash to Capital | | | 106 | 107 | 109 | 111 | 113 | 546 | 546 |
| Internal Financing | | 125 | | | | | | | 125 |

| CASH FLOW | 2018 | 2019 | 2020 | 2021 | 2022 | 2023 | Beyond 2023 | Total |
|---|---|---|---|---|---|---|---|---|
| Project Costs ($000's) | 125 | 106 | 107 | 109 | 111 | 113 | - | 671 |
| Financed by: | | | | | | | | |
| Cash to Capital | | 106 | 107 | 109 | 111 | 113 | | 546 |
| Internal Financing | 125 | | | | | | | 125 |

| NET OPERATING IMPACT ($000's) | 2018 | 2019 | 2020 |
|---|---|---|---|
| Operating costs | | | |
| Debt and finance charges | 18 | 18 | 18 |
| Transfer to General Capital Fund | | 106 | 107 |
| **Total Direct Costs** | 18 | 124 | 125 |
| Less: Incremental Revenue/Recovery | 2 | 4 | 4 |
| **Net Cost/(Benefit)** | 16 | 120 | 121 |
| **Incremental Full Time Equivalent Positions** | - | - | - |

Class Estimate: Not applicable, as this is a scalable program

This program is for refurbishment and/or replacement of building components and systems to meet safety and health concerns and correct deteriorating infrastructure at shops, leisure centres, etc.

Planned projects for 2018 are noted below, however due the age and ongoing deterioration of buildings and facilities, planned priorities may shift throughout the year if higher risk investments arise:

Building system upgrades - various locations

* N/A - No amounts have been included in the "Previous Budgets" due to this project's on-going nature.

Project Name: **Building Asset / Work Management Program**

Standing Policy Committee: Property and Development, Heritage, and Downtown Development

Department: Municipal Accommodations
Service: Property Asset Management
Project: 6390001018
OurWinnipeg: Prosperity

| AUTHORIZATION | Previous Budgets | 2018 Estimate | FORECAST 2019 | 2020 | 2021 | 2022 | 2023 | Five-Year Forecast Total | Six-Year Total |
|---|---|---|---|---|---|---|---|---|---|
| Project Costs ($000's) | N/A* | - | 175 | - | 164 | - | - | 339 | 339 |
| Financed by: | | | | | | | | | |
| Cash to Capital | | | 175 | | 164 | | | 339 | 339 |

| CASH FLOW | 2018 | 2019 | 2020 | 2021 | 2022 | 2023 | Beyond 2023 | Total |
|---|---|---|---|---|---|---|---|---|
| Project Costs ($000's) | - | 175 | - | 164 | - | - | - | 339 |
| Financed by: | | | | | | | | |
| Cash to Capital | | 175 | | 164 | | | | 339 |

| NET OPERATING IMPACT ($000's) | 2018 | 2019 | 2020 |
|---|---|---|---|
| Operating costs | | | |
| External debt and finance charges | | | |
| Transfer to General Capital Fund | | 175 | |
| **Total Direct Costs** | - | 175 | - |
| Less: Incremental Revenue/Recovery | | 6 | |
| **Net Cost/(Benefit)** | - | 169 | - |
| **Incremental Full Time Equivalent Positions** | - | - | - |

Class Estimate: Not applicable, as this is a scalable program

The City Auditor presented the Public Works Asset Management Audit - Part 2 Facilities Maintenance in June 2006. The Auditor made a number of recommendations relative to the development of an asset management/work management program and linking to other division/ corporate programs. This funding provides for the on-going program of building assessment/inspection to ensure building condition data is current, and on-going improvements to the division's work management program.

Program includes: building assessments, integrations with Corporate Asset Management initiatives and work management initiatives.

* N/A - No amounts have been included in the "Previous Budgets" due to this project's on-going nature.

Project Name: **UFF - Hockey Pen Light Standard Replacement**

Standing Policy Committee: Property and Development, Heritage, and Downtown Development

Department: Municipal Accommodations
Service: Recreation
Project: 6390002018
OurWinnipeg: Prosperity

| AUTHORIZATION | Previous Budgets | 2018 Estimate | FORECAST 2019 | 2020 | 2021 | 2022 | 2023 | Five-Year Forecast Total | Six-Year Total |
|---|---|---|---|---|---|---|---|---|---|
| Project Costs ($000's) | N/A* | 100 | 100 | 100 | 100 | 100 | 100 | 500 | 600 |
| Financed by: | | | | | | | | | |
| Cash to Capital | | | 100 | 100 | 100 | 100 | 100 | 500 | 500 |
| Internal Financing | | 100 | | | | | | | 100 |

| CASH FLOW | 2018 | 2019 | 2020 | 2021 | 2022 | 2023 | Beyond 2023 | Total |
|---|---|---|---|---|---|---|---|---|
| Project Costs ($000's) | 100 | 100 | 100 | 100 | 100 | 100 | - | 600 |
| Financed by: | | | | | | | | |
| Cash to Capital | | 100 | 100 | 100 | 100 | 100 | | 500 |
| Internal Financing | 100 | | | | | | | 100 |

| NET OPERATING IMPACT ($000's) | 2018 | 2019 | 2020 |
|---|---|---|---|
| Operating costs | | | |
| Debt and finance charges | 15 | 15 | 15 |
| Transfer to General Capital Fund | | 100 | 100 |
| **Total Direct Costs** | 15 | 115 | 115 |
| Less: Incremental Revenue/Recovery | 2 | 4 | 4 |
| **Net Cost/(Benefit)** | 13 | 111 | 111 |
| **Incremental Full Time Equivalent Positions** | - | - | - |

Class Estimate: Not applicable, as this is a scalable program

The replacement of hockey pen light standards at various locations has been determined to be the City's responsibility under the Universal Funding Formula (UFF) with the Community Centres. As such, this program is intended to fund the replacement of hockey pen light standards and bases in consideration of workplace safety and health issues, utilization of such hockey pens, number of pens at the specific site, and the Recreation and Leisure Facilities (RALF) policy context.

Projects for 2018 include refurbishing light standards at various sites.

* N/A - No amounts have been included in the "Previous Budgets" due to this project's on-going nature.

Project Name: **City-Wide Accessibility Program**

Standing Policy Committee: Property and Development, Heritage, and Downtown Development

Department: Municipal Accommodations
Service: Neighbourhood Revitalization

Project: 6390005018
OurWinnipeg: Prosperity

| AUTHORIZATION | Previous Budgets | 2018 Estimate | FORECAST 2019 | 2020 | 2021 | 2022 | 2023 | Five-Year Forecast Total | Six-Year Total |
|---|---|---|---|---|---|---|---|---|---|
| Project Costs ($000's) | N/A* | 410 | 425 | 425 | 425 | 425 | 425 | 2,125 | 2,535 |
| Financed by: | | | | | | | | | |
| Cash to Capital | | | 425 | 425 | 425 | 425 | 425 | 2,125 | 2,125 |
| Internal Financing | | 410 | | | | | | | 410 |

| CASH FLOW | 2018 | 2019 | 2020 | 2021 | 2022 | 2023 | Beyond 2023 | Total |
|---|---|---|---|---|---|---|---|---|
| Project Costs ($000's) | 410 | 425 | 425 | 425 | 425 | 425 | - | 2,535 |
| Financed by: | | | | | | | | |
| Cash to Capital | | 425 | 425 | 425 | 425 | 425 | | 2,125 |
| Internal Financing | 410 | | | | | | | 410 |

| NET OPERATING IMPACT ($000's) | 2018 | 2019 | 2020 |
|---|---|---|---|
| Operating costs | | | |
| Debt and finance charges | 60 | 60 | 60 |
| Transfer to General Capital Fund | | 425 | 425 |
| **Total Direct Costs** | 60 | 485 | 485 |
| Less: Incremental Revenue/Recovery | 6 | 15 | 15 |
| **Net Cost/(Benefit)** | 54 | 470 | 470 |
| **Incremental Full Time Equivalent Positions** | - | - | - |

Class Estimate: Not applicable, as this is a scalable program

Funding to address city wide accessibility issues (Executive Policy Committee recommendation adopted by Council September 25, 2002).

* N/A - No amounts have been included in the "Previous Budgets" due to this project's on-going nature.

Project Name: **Sherbrook Pool Reopening**

Standing Policy Committee: Property and Development, Heritage, and Downtown Development

Department: Municipal Accommodations
Service: Recreation
Project: 6392040114
OurWinnipeg: Prosperity

| AUTHORIZATION | Previous Budgets | 2018 Estimate | FORECAST 2019 | 2020 | 2021 | 2022 | 2023 | Five-Year Forecast Total | Six-Year Total |
|---|---|---|---|---|---|---|---|---|---|
| Project Costs ($000's) | 3,773 | - | - | - | - | - | - | - | - |
| Financed by: | | | | | | | | | |
| Kinsmen Club of Winnipeg (Sponsor Winnipeg) | | 95 | 95 | 95 | | | | 190 | 285 |
| Interim Financing from General Capital Fund / (Repayment) | | (95) | (95) | (95) | | | | (190) | (285) |

| CASH FLOW | 2018 | 2019 | 2020 | 2021 | 2022 | 2023 | Beyond 2023 | Total |
|---|---|---|---|---|---|---|---|---|
| Project Costs ($000's) | - | - | - | - | - | - | - | - |
| Financed by: | | | | | | | | |
| Kinsmen Club of Winnipeg (Sponsor Winnipeg) | 95 | 95 | 95 | | | | | 285 |
| Interim Financing from General Capital Fund / (Repayment) | (95) | (95) | (95) | | | | | (285) |

| NET OPERATING IMPACT ($000's) | 2018 | 2019 | 2020 |
|---|---|---|---|
| Operating costs | | | |
| External debt and finance charges | | | |
| Transfer to General Capital Fund | | | |
| **Total Direct Costs** | - | - | - |
| Less: Incremental Revenue/Recovery | - | - | - |
| **Net Cost/(Benefit)** | - | - | - |
| **Incremental Full Time Equivalent Positions** | - | - | - |

Class Estimate: 3

On December 17, 2013, Council approved $1.671 million in capital funding for the reopening of Sherbrook Pool. The funding consisted of $0.2 million from the Mayor's 2013 Civic Initiatives Fund, $0.4 million from the 2014 Parks and Recreation Enhancement Program, $0.6 million from the Daniel McIntyre Recreation Initiative, $0.271 million from Building Communities Initiative (BCI) II - Phase 3 (formerly "Recreation and Leisure Facilities" amended by the City and Province October 2, 2013) and $0.2 million from the Municipal Accommodations operating funds. On June 27, 2014, BCI Policy Committee approved an additional allocation of $0.15 million from BCI II - Phase 2.

On March 7, 2014, it was announced that the Kinsmen Club of Winnipeg will make a Sponsor Winnipeg contribution of $1 million towards the renovation of Sherbrook Pool. Subsequent to this announcement, the City learned that such contributions are now deemed subject to GST, reducing the net contribution from $1 million to $0.952 million. On May 16, 2014, the Province announced a contribution of $1 million in 2015 Manitoba-Winnipeg Infrastructure Agreement funding toward the rehabilitation project.

On September 24, 2014, Council approved that the Kinsmen Club, if required, be provided with the option to extend the time period for the payment of their sponsorship contribution to a 9-year period with the final payment to be received by the City in 2022. It was anticipated that $572,000 (60%) in payments would be received by the end of 2015 with payments of $95,000 (10%) each year from 2016 to 2019.

***Sherbrook Pool Reopening (continued):***

On January 27, 2016, Council approved a revised payment schedule for the Kinsmen Club as follows: the first payment of $500,000 (i.e. $476,000 net of GST) to be received by the City on or before March 31, 2016; the remaining payments of $100,000 (i.e. $95,000 net of GST) per year to be received on or before December 31 in each year beginning with the year 2016 and continuing until December 31, 2020 with all payments totaling $1 million including GST. The expected payments of $476,000 before March 31, 2016 and $96,000 in 2016 equals the Council approved 2015 budget of $572,000. Kinsmen Club, if required, is also permitted to extend the time period of the payment of its sponsorship contribution to a 9-year period with the final payment to be received by the City in 2024.

Project Name: **Innovation Capital Fund**

Standing Policy Committee: Executive Policy Committee

Department: City Clerks
Project: 0400001716
Service: Council Services
OurWinnipeg: Prosperity

| AUTHORIZATION | Previous Budgets | 2018 Estimate | FORECAST 2019 | 2020 | 2021 | 2022 | 2023 | Five-Year Forecast Total | Six-Year Total |
|---|---|---|---|---|---|---|---|---|---|
| Project Costs ($000's) | N/A * | 500 | 1,000 | 1,000 | 1,000 | 1,000 | 1,000 | 5,000 | 5,500 |
| Financed by: | | | | | | | | | |
| Cash to Capital | | | 1,000 | 1,000 | 1,000 | 1,000 | 1,000 | 5,000 | 5,000 |
| Internal Financing | | 500 | | | | | | | 500 |

| CASH FLOW | 2018 | 2019 | 2020 | 2021 | 2022 | 2023 | Beyond 2023 | Total |
|---|---|---|---|---|---|---|---|---|
| Project Costs ($000's) | 500 | 1,000 | 1,000 | 1,000 | 1,000 | 1,000 | - | 5,500 |
| Financed by: | | | | | | | | |
| Cash to Capital | | 1,000 | 1,000 | 1,000 | 1,000 | 1,000 | | 5,000 |
| Internal Financing | 500 | | | | | | | 500 |

| NET OPERATING IMPACT ($000's) | 2018 | 2019 | 2020 |
|---|---|---|---|
| Operating costs | | | |
| Debt and finance charges | 74 | 74 | 74 |
| Transfer to General Capital Fund | | 1,000 | 1,000 |
| **Total Direct Costs** | 74 | 1,074 | 1,074 |
| Less: Incremental Revenue/Recovery | 2 | 35 | 35 |
| **Net Cost/(Benefit)** | 72 | 1,039 | 1,039 |
| **Incremental Full Time Equivalent Positions** | - | - | - |

Class Estimate: Not applicable, as this is a scalable program

The Innovation Capital Fund will facilitate investment in new and innovative ideas for efficiencies, improved service, accountability and responsiveness to City operations. The Standing Policy Committee on Innovation will oversee this fund and develop a process for review, approval, investment and implementation of promising ideas and proposals.

Following are some of the projects funded from Innovation Capital Fund in 2017:

| | |
|---|---|
| - Unmanned Aerial Vehicles to Enhance Mosquito Control Surveillance Program | 36,500 |
| - Lane Closures System (Website and App) | 390,000 |
| - Alarm Permit Management System | 160,000 |
| - Unmanned Aerial Vehicle Thermal Imager Acquisition | 12,317 |
| - Electric Vehicles and Charging Infrastructure | 197,200 |
| - MetroQuest Pilot Project | 43,000 |
| - Solar Opportunities - Pan Am Pool | 37,222 |
| - Continuation of Composting and Waste Reduction Program at City Hall | 10,000 |
| - Retro Commissioning of City Buildings | 225,483 |
| | **1,111,722** |
| Amounts funded from 2017 Innovation Capital Program | 1,000,000 |
| Amounts funded from 2016 Innovation Capital Program | 79,800 |
| Amounts funded from 2015 Innovation Capital Program | 31,922 |
| | **1,111,722** |

* N/A - No amounts have been included in the "Previous Budgets" due to this project's on-going nature.

Any surplus funds will automatically be transferred to the following years Innovation Capital Fund project.

Project Name: **Corporate Records Centre**

Standing Policy Committee: Executive Policy Committee

Department: City Clerks
Project: 0400000917

Service: Heritage Conservation
OurWinnipeg: Heritage

| AUTHORIZATION | Previous Budgets | 2018 Estimate | FORECAST 2019 | 2020 | 2021 | 2022 | 2023 | Five-Year Forecast Total | Six-Year Total |
|---|---|---|---|---|---|---|---|---|---|
| Project Costs ($000's) | 875 | - | - | - | - | 200 | - | 200 | 200 |
| Financed by: | | | | | | | | | |
| Cash to Capital | | | | | | 200 | | 200 | 200 |

| CASH FLOW | 2018 | 2019 | 2020 | 2021 | 2022 | 2023 | Beyond 2023 | Total |
|---|---|---|---|---|---|---|---|---|
| Project Costs ($000's) | - | - | - | - | 200 | - | - | 200 |
| Financed by: | | | | | | | | |
| Cash to Capital | | | | | 200 | | | 200 |

| NET OPERATING IMPACT ($000's) | 2018 | 2019 | 2020 |
|---|---|---|---|
| Operating costs | | | |
| Debt and finance charges | | | |
| Transfer to General Capital Fund | | | |
| **Total Direct Costs** | - | - | - |
| Less: Incremental Revenue/Recovery | | | |
| **Net Cost/(Benefit)** | - | - | - |
| **Incremental Full Time Equivalent Positions** | - | - | - |

Class Estimate: 5

The City Clerk's Department has a corporate responsibility for records management services and archives as outlined in the City of Winnipeg Charter. Historically, records storage for temporary and archival records have been at two locations, 380 William and 311 Ross. Damage to the building at 380 William has resulted in this facility being vacated since 2013. Archival storage continues to occur at a smaller leased facility at 55 Myrtle. Temporary storage was secured at the Provincial record storage facility and space has been maximized at 311 Ross Avenue. In total, over 25,000 cubic feet of records are stored at the three facilities.

Costs include upgrading portions of the facility including the second floor and perhaps other areas to increase floor capacity to deal with increased weight and to ensure security; other costs will include purchase of some compact movable shelving to increase capacity on the 3rd floor; purchase of more shelving to go into redeveloped areas; and moving of boxes from the Provincial records centre.

Costs are well known due to similar projects undertaken at 311 Ross in the last few years as well as RFP's for shelving put out in 2013 and a consultant report and estimate of costs to outfit the now closed 380 William.

This is an ongoing redevelopment of space to meet the City's record storage needs; a further capital project will be established at the 5 year mark for this project to further improve the system.

Project Name: **Election Systems**

Standing Policy Committee: Executive Policy Committee

Department: City Clerks
Project: 0400000517
Service: Council Services
OurWinnipeg: Prosperity

| AUTHORIZATION | Previous Budgets | 2018 Estimate | FORECAST 2019 | 2020 | 2021 | 2022 | 2023 | Five-Year Forecast Total | Six-Year Total |
|---|---|---|---|---|---|---|---|---|---|
| Project Costs ($000's) | N/A * | 200 | - | - | 200 | 200 | - | 400 | 600 |
| Financed by: | | | | | | | | | |
| Cash to Capital | | | | | 200 | 200 | | 400 | 400 |
| Internal Financing | | 200 | | | | | | | 200 |

| CASH FLOW | 2018 | 2019 | 2020 | 2021 | 2022 | 2023 | Beyond 2023 | Total |
|---|---|---|---|---|---|---|---|---|
| Project Costs ($000's) | 200 | - | - | 200 | 200 | - | - | 600 |
| Financed by: | | | | | | | | |
| Cash to Capital | | | | 200 | 200 | | | 400 |
| Internal Financing | 200 | | | | | | | 200 |

| OPERATING IMPACT | 2018 | 2019 | 2020 |
|---|---|---|---|
| Operating costs | | | |
| Debt and finance charges | 30 | 30 | 30 |
| Transfer to General Capital Fund | | | |
| **Total Direct Costs** | 30 | 30 | 30 |
| Less: Incremental Revenue/Recovery | 1 | 1 | 1 |
| **Net Cost/(Benefit)** | 29 | 29 | 29 |
| **Incremental Full Time Equivalent Positions** | - | - | - |

Class Estimate: Not applicable, as this is a scalable program

In accordance with the Department's statutory responsibility to compile a List of Electors and convene elections, every four years the Department ensures the renewal of equipment and systems used in election processes.

As some of the systems are only used every 4 years, they require either extensive renovations or complete rewrites to allow them to function with changed systems, networks and databases. In the past, this has involved corporate mainframes and a large number of staff hours. For the 2014 election the City Clerk's Department ensured systems were operational using in-house resources and contract personnel, and by purchasing ready made systems from election partners, such as our voting machine partner, Election Systems and Software and our voters list partners, Elections Canada and Elections Manitoba.

Systems which will need to be upgraded / revitalized for the 2018 election include the List of Electors system, GIS mapping systems, election night reporting systems and web sites, especially those utilizing the Internet for more effective communication with candidates, media and the public. As well, as directed by Council on February 24, 2016, the City Clerk's Department will be undertaking a ward boundaries review. The last ward boundaries review took place in 2009, and existing systems are no longer compatible with new mapping geometries; and as such will require redevelopment.

* N/A - No amounts have been included in the "Previous Budgets" due to this project's on-going nature.

Project Name: **Voting Machine Replacement**

Standing Policy Committee: Executive Policy Committee

Department: City Clerks
Project: 0400001022
Service: Council Services
OurWinnipeg: Prosperity

| AUTHORIZATION | Previous Budgets | 2018 Estimate | FORECAST 2019 | 2020 | 2021 | 2022 | 2023 | Five-Year Forecast Total | Six-Year Total |
|---|---|---|---|---|---|---|---|---|---|
| Project Costs ($000's) | - | - | - | - | - | 1,000 | - | 1,000 | 1,000 |
| Financed by: | | | | | | | | | |
| Cash to Capital | | | | | | 1,000 | | 1,000 | 1,000 |

| CASH FLOW | 2018 | 2019 | 2020 | 2021 | 2022 | 2023 | Beyond 2023 | Total |
|---|---|---|---|---|---|---|---|---|
| Project Costs ($000's) | - | - | - | - | 1,000 | - | - | 1,000 |
| Financed by: | | | | | | | | |
| Cash to Capital | | | | | 1,000 | | | 1,000 |

| OPERATING IMPACT | 2018 | 2019 | 2020 |
|---|---|---|---|
| Operating costs | | | |
| Debt and finance charges | | | |
| Transfer to General Capital Fund | | | |
| **Total Direct Costs** | - | - | - |
| Less: Incremental Revenue/Recovery | | | |
| **Net Cost/(Benefit)** | - | - | - |
| **Incremental Full Time Equivalent Positions** | - | - | - |

Class Estimate: Not applicable, as this is a scalable program

The City of Winnipeg purchased its first Automated Voting Machine system in 1994. This system was used through the 2006 General Municipal Election. The system consists of both software and hardware, including approximately 250 precinct-based voting machines and 20 accessible voting units. The system was replaced by a new system which was first used in the 2010 General Municipal Election. The current system is expected to have a 12 year life span, according to the manufacturers. Difficulties in aligning computer systems used with City systems and acquiring parts become more difficult over time, effectively rendering the system obsolete over time.

As such, a new capital program is being proposed for 2022, to enable the City Clerk's Department to replace the current system and be ready to proceed if required with a new system in time for the 2022 general municipal election.

Project Name: **Audio / Video Equipment Replacement**

Standing Policy Committee: Executive Policy Committee

Department: City Clerk's
Project: 04000XX23
Service: Council Services
OurWinnipeg: Prosperity

| AUTHORIZATION | Previous Budgets | 2018 Estimate | FORECAST 2019 | 2020 | 2021 | 2022 | 2023 | Five-Year Forecast Total | Six-Year Total |
|---|---|---|---|---|---|---|---|---|---|
| Project Costs ($000's) | - | - | - | - | - | - | 150 | 150 | 150 |
| Financed by: | | | | | | | | | |
| Cash to Capital | | | | | | | 150 | 150 | 150 |

| CASH FLOW | 2018 | 2019 | 2020 | 2021 | 2022 | 2023 | Beyond 2023 | Total |
|---|---|---|---|---|---|---|---|---|
| Project Costs ($000's) | - | - | - | - | - | 150 | - | 150 |
| Financed by: | | | | | | | | |
| Cash to Capital | | | | | | 150 | | 150 |

| OPERATING IMPACT | 2018 | 2019 | 2020 |
|---|---|---|---|
| Operating costs | | | |
| Debt and finance charges | | | |
| Transfer to General Capital Fund | | | |
| **Total Direct Costs** | - | - | - |
| Less: Incremental Revenue/Recovery | | | |
| **Net Cost/(Benefit)** | - | - | - |
| **Incremental Full Time Equivalent Positions** | - | - | - |

Class Estimate: Not applicable, as this is a scalable program

The City Clerk's Department undertakes over 200 protocol events annually including openings, announcements and flag raisings, where audio and other, pool sound and other technology is required. The Department also supports live streaming, live television broadcast, recording of and providing various audio / video capabilities in 6 separate meeting areas, including the Council Chamber. These facilities are used for 300+ meetings of Council and its committees, and up to 5,000 appeal hearings each year. Equipment used for protocol events including speakers, amplifiers, pool sound, etc. is often used outdoors and is required to be moved from event to event. As such the equipment does require regular maintenance and replacement to ensure 100% operational ability and reliability.

Equipment used in committee rooms is less subject to physical stresses, but is used virtually every day. Much of the equipment was refreshed in 2017 and is expected to have a 5 year life span. Equipment includes automated cameras, microphones, speakers, amplifiers, digital recorders, live streaming boxes, closed captioning converters, digital storage, and television broadcast stations. As much of the equipment used is accessed by the public, media, outside television stations, etc. It is also subject to obsolescence, and must be upgraded to ensure the various feeds can be accessed by newer technology and can access evolving City networks.

Project Name: **PeopleSoft Upgrade**

Standing Policy Committee: Executive Policy Committee

Department: Corporate Support Services

Service: Organizational Support Services

Project: 3455000018

OurWinnipeg: Prosperity

| AUTHORIZATION | Previous Budgets | 2018 Estimate | FORECAST 2019 | 2020 | 2021 | 2022 | 2023 | Five-Year Forecast Total | Six-Year Total |
|---|---|---|---|---|---|---|---|---|---|
| Project Costs ($000's) | 6,563 | - | - | - | - | 2,873 | 610 | 3,483 | 3,483 |
| Financed by: | | | | | | | | | |
| Cash to Capital | | | | | | 2,873 | 610 | 3,483 | 3,483 |

| CASH FLOW | 2018 | 2019 | 2020 | 2021 | 2022 | 2023 | Beyond 2023 | Total |
|---|---|---|---|---|---|---|---|---|
| Project Costs ($000's) | - | - | - | - | 2,873 | 610 | - | 3,483 |
| Financed by: | | | | | | | | |
| Cash to Capital | | | | | 2,873 | 610 | | 3,483 |

| NET OPERATING IMPACT ($000's) | 2018 | 2019 | 2020 |
|---|---|---|---|
| Operating costs | | | |
| External debt and finance charges | | | |
| Transfer to General Capital Fund | | | |
| **Total Direct Costs** | - | - | - |
| Less: Incremental Revenue/Recovery | | | |
| **Net Cost/(Benefit)** | - | - | - |
| **Incremental Full Time Equivalent Positions** | - | - | - |

Class Estimate: 5

The City is committed to renewing its PeopleSoft investment to take advantage of new functionality and remain current with supplier's support.

Project Name: **Communications Network Infrastructure**

Standing Policy Committee: Executive Policy Committee

Department: Corporate Support Services
Service: Organizational Support Services
Project: 3401200018
OurWinnipeg: Prosperity

| AUTHORIZATION | Previous Budgets | 2018 Estimate | FORECAST 2019 | 2020 | 2021 | 2022 | 2023 | Five-Year Forecast Total | Six-Year Total |
|---|---|---|---|---|---|---|---|---|---|
| Project Costs ($000's) | N/A * | - | 267 | 525 | 327 | 475 | 934 | 2,528 | 2,528 |
| Financed by: | | | | | | | | | |
| Cash to Capital | | | 267 | 525 | 327 | 475 | 934 | 2,528 | 2,528 |

| CASH FLOW | 2018 | 2019 | 2020 | 2021 | 2022 | 2023 | Beyond 2023 | Total |
|---|---|---|---|---|---|---|---|---|
| Project Costs ($000's) | - | 267 | 525 | 327 | 475 | 934 | - | 2,528 |
| Financed by: | | | | | | | | |
| Cash to Capital | | 267 | 525 | 327 | 475 | 934 | | 2,528 |

| NET OPERATING IMPACT ($000's) | 2018 | 2019 | 2020 |
|---|---|---|---|
| Operating costs | | | |
| External debt and finance charges | | | |
| Transfer to General Capital Fund | | 267 | 525 |
| **Total Direct Costs** | - | 267 | 525 |
| Less: Incremental Revenue/Recovery | | 9 | 17 |
| **Net Cost/(Benefit)** | - | 258 | 508 |
| **Incremental Full Time Equivalent Positions** | - | - | - |

Class Estimate: 3

Communications Network Infrastructure is the implementation and enhancement of the backbone network infrastructure which connects the computers in Civic Departments. This is a high speed infrastructure to enable the sharing and distribution of corporate information across departments with more management, control, flexibility, and ease of use at the department level.

* N/A - No amounts have been included in the "Previous Budgets" due to this project's on-going nature.

Project Name: **Enterprise Computing Initiatives**

Standing Policy Committee: Executive Policy Committee

Department: Corporate Support Services
Service: Organizational Support Services
Project: 3402500018
OurWinnipeg: Prosperity

| AUTHORIZATION | Previous Budgets | 2018 Estimate | FORECAST 2019 | 2020 | 2021 | 2022 | 2023 | Five-Year Forecast Total | Six-Year Total |
|---|---|---|---|---|---|---|---|---|---|
| Project Costs ($000's) | N/A * | 126 | 1,127 | 1,636 | 2,041 | 1,832 | 1,450 | 8,086 | 8,212 |
| Financed by: | | | | | | | | | |
| Cash to Capital | | | 1,127 | 1,028 | 1,895 | 1,832 | 1,450 | 7,332 | 7,332 |
| Transfer from Computer Replacement Reserve | | 126 | | 608 | 146 | | | 754 | 880 |

| CASH FLOW | 2018 | 2019 | 2020 | 2021 | 2022 | 2023 | Beyond 2023 | Total |
|---|---|---|---|---|---|---|---|---|
| Project Costs ($000's) | 126 | 1,127 | 1,636 | 2,041 | 1,832 | 1,450 | - | 8,212 |
| Financed by: | | | | | | | | |
| Cash to Capital | | 1,127 | 1,028 | 1,895 | 1,832 | 1,450 | | 7,332 |
| Transfer from Computer Replacement Reserve | 126 | | 608 | 146 | | | | 880 |

| NET OPERATING IMPACT ($000's) | 2018 | 2019 | 2020 |
|---|---|---|---|
| Operating costs | 120 | 122 | 125 |
| External debt and finance charges | | | |
| Transfer to General Capital Fund | | 1,127 | 1,028 |
| **Total Direct Costs** | 120 | 1,249 | 1,153 |
| Less: Incremental Revenue/Recovery | 4 | 37 | 53 |
| **Net Cost/(Benefit)** | 116 | 1,212 | 1,100 |
| **Incremental Full Time Equivalent Positions** | 1.00 | 1.00 | 1.00 |

Class Estimate: 3

The City utilizes enterprise servers, storage and systems software infrastructure to address the computing requirements of a wide variety of critical business functions (311, PeopleSoft, Property Assessment, Taxation, Permitting, Parking Enforcement, Public Facing Internet, etc.). This infrastructure has a finite lifespan and needs to be replaced (evergreened) on a periodic basis to ensure its continued operation and support of the business functions. There are also requirements to expand the capacity of this infrastructure to support the growing requirements of the organization.

* N/A - No amounts have been included in the "Previous Budgets" due to this project's on-going nature.

Project Name: **Core Information Technology Program**

Standing Policy Committee: Executive Policy Committee

Department: Corporate Support Services
Service: Organizational Support Services
Project: 3403000118
OurWinnipeg: Prosperity

| AUTHORIZATION | Previous Budgets | 2018 Estimate | FORECAST 2019 | 2020 | 2021 | 2022 | 2023 | Five-Year Forecast Total | Six-Year Total |
|---|---|---|---|---|---|---|---|---|---|
| Project Costs ($000's) | - | 7,441 | - | - | - | - | - | - | 7,441 |
| Financed by: | | | | | | | | | |
| Internal Financing | | 7,441 | | | | | | | 7,441 |

| CASH FLOW | 2018 | 2019 | 2020 | 2021 | 2022 | 2023 | Beyond 2023 | Total |
|---|---|---|---|---|---|---|---|---|
| Project Costs ($000's) | 7,441 | - | - | - | - | - | - | 7,441 |
| Financed by: | | | | | | | | |
| Internal Financing | 7,441 | | | | | | | 7,441 |

| NET OPERATING IMPACT ($000's) | 2018 | 2019 | 2020 |
|---|---|---|---|
| Operating costs | 433 | 1,973 | 2,468 |
| Debt and finance charges | 1,094 | 1,094 | 1,094 |
| Transfer to General Capital Fund | | | |
| **Total Direct Costs** | 1,527 | 3,067 | 3,562 |
| Less: Incremental Revenue/Recovery | 234 | | |
| **Net Cost/(Benefit)** | 1,293 | 3,067 | 3,562 |
| **Incremental Full Time Equivalent Positions** | 3.00 | 7.50 | 10.50 |

Class Estimate: Not applicable, as this is a scalable program

This program will provide for core information technology in 2018 and will include the 2018 components of Communications Network Infrastructure program, Enterprise Computing Initiatives program and may include, but not be limited to, various additional initiatives such as Peoplesoft Upgrade, Corporate Email Archiving, Enterprise Content Management, Microsoft Office License Evergreen, Disaster Recovery Gap Mitigation (Phase 1), Desktop Support Centralization, Environment Upgrade to Supported Version of Oracle and Windows, Call Centre System Review, Print Asset Renewal, Aerial Imagery Renewal, 311 Renewal, and Candidate Gateway.

The program budget is available for the Chief Innovation Officer to make allocations to projects as deemed necessary. Incremental FTE amounts are estimates.

Project Name: **Innovation Strategy**

Standing Policy Committee: Executive Policy Committee

Department: Corporate Support Services
Service: Organizational Support Services
Project: 3459000118
OurWinnipeg: Prosperity

| AUTHORIZATION | Previous Budgets | 2018 Estimate | FORECAST 2019 | 2020 | 2021 | 2022 | 2023 | Five-Year Forecast Total | Six-Year Total |
|---|---|---|---|---|---|---|---|---|---|
| Project Costs ($000's) | - | 2,000 | 2,000 | - | - | - | - | 2,000 | 4,000 |
| Financed by: | | | | | | | | | |
| Internal Financing | | 2,000 | 2,000 | | | | | 2,000 | 4,000 |

| CASH FLOW | 2018 | 2019 | 2020 | 2021 | 2022 | 2023 | Beyond 2023 | Total |
|---|---|---|---|---|---|---|---|---|
| Project Costs ($000's) | 2,000 | 2,000 | - | - | - | - | - | 4,000 |
| Financed by: | | | | | | | | |
| Internal Financing | 2,000 | 2,000 | | | | | | 4,000 |

| NET OPERATING IMPACT ($000's) | 2018 | 2019 | 2020 |
|---|---|---|---|
| Operating costs | 886 | 1,564 | 1,941 |
| Debt and finance charges | 294 | 591 | 591 |
| Transfer to General Capital Fund | | | |
| **Total Direct Costs** | 1,180 | 2,155 | 2,532 |
| Less: Incremental Revenue/Recovery | 63 | 63 | |
| **Net Cost/(Benefit)** | 1,117 | 2,092 | 2,532 |
| **Incremental Full Time Equivalent Positions** | 4.50 | 10.50 | 13.00 |

Class Estimate: Not applicable, as this is a scalable program

This program will enable the Chief Innovation Officer to commence work on an Innovation Strategy for the City of Winnipeg. Various pilot projects and strategy development will be undertaken and may include, but not be limited to: Unified City Communications Platform, Unified Incident Management Capability, Lean Expenditures & Processing, City Services Performance Dashboards, Project Approval Optimization, Sustainability Strategy Development, City-Wide Collaboration Strategy, City-Wide Shared Services Strategy, Open Data Consolidation, Decision Making Support System Expansion, Unified Assurance Services Program, Enhanced Workplace Environment Strategy, City Permitting Process Enhancements, Third Party Service Use Review, Enterprise Content Management Strategy, Development of Unified City Planning and Demand Management Process, Electronic Document and Signature Strategy, and Innovation Prototyping.

The program budget is available for the Chief Innovation Officer to make allocations to projects as deemed necessary. Incremental FTE amounts are estimates.

Project Name: **Print Asset Renewal**

Standing Policy Committee: Executive Policy Committee

Department: Corporate Support Services
Service: Organizational Support Services
Project: 3458400018
OurWinnipeg: Prosperity

| AUTHORIZATION | Previous Budgets | 2018 Estimate | FORECAST 2019 | 2020 | 2021 | 2022 | 2023 | Five-Year Forecast Total | Six-Year Total |
|---|---|---|---|---|---|---|---|---|---|
| Project Costs ($000's) | 167 | - | - | - | 317 | - | 100 | 417 | 417 |
| Financed by: | | | | | | | | | |
| Cash to Capital | | | | | 317 | | 100 | 417 | 417 |

| CASH FLOW | 2018 | 2019 | 2020 | 2021 | 2022 | 2023 | Beyond 2023 | Total |
|---|---|---|---|---|---|---|---|---|
| Project Costs ($000's) | - | - | - | 317 | - | 100 | - | 417 |
| Financed by: | | | | | | | | |
| Cash to Capital | | | | 317 | | 100 | | 417 |

| NET OPERATING IMPACT ($000's) | 2018 | 2019 | 2020 |
|---|---|---|---|
| Operating costs | | | |
| External debt and finance charges | | | |
| Transfer to General Capital Fund | | | |
| **Total Direct Costs** | - | - | - |
| Less: Incremental Revenue/Recovery | | | |
| **Net Cost/(Benefit)** | - | - | - |
| **Incremental Full Time Equivalent Positions** | - | - | - |

Class Estimate: 3

Planned renewal of mission critical print assets that are essential in the delivery of; revenue generating, confidential, or urgent products and services delivered by the Printing, Graphics & Mail Services Branch of Corporate Support Services Department to all departments. This infrastructure is well beyond its life expectancy (some systems as old as 13 years).

Project Name: **Aerial Imagery Renewal Program**

Standing Policy Committee: Executive Policy Committee

Department: Corporate Support Services
Service: Organizational Support Services
Project: 3458100018
OurWinnipeg: Prosperity

| AUTHORIZATION | Previous Budgets | 2018 Estimate | FORECAST 2019 | 2020 | 2021 | 2022 | 2023 | Five-Year Forecast Total | Six-Year Total |
|---|---|---|---|---|---|---|---|---|---|
| Project Costs ($000's) | 150 | - | - | 190 | - | 182 | - | 372 | 372 |
| Financed by: | | | | | | | | | |
| Cash to Capital | | | | 190 | | 182 | | 372 | 372 |

| CASH FLOW | 2018 | 2019 | 2020 | 2021 | 2022 | 2023 | Beyond 2023 | Total |
|---|---|---|---|---|---|---|---|---|
| Project Costs ($000's) | - | - | 190 | - | 182 | - | - | 372 |
| Financed by: | | | | | | | | |
| Cash to Capital | | | 190 | | 182 | | | 372 |

| NET OPERATING IMPACT ($000's) | 2018 | 2019 | 2020 |
|---|---|---|---|
| Operating costs | | | |
| External debt and finance charges | | | |
| Transfer to General Capital Fund | | | 190 |
| **Total Direct Costs** | - | - | 190 |
| Less: Incremental Revenue/Recovery | | | 6 |
| **Net Cost/(Benefit)** | - | - | 184 |
| **Incremental Full Time Equivalent Positions** | - | - | - |

Class Estimate: 2

Aerial photo acquisition occurs every two years to coincide with the Assessment and Taxation Department's property assessment program. The updated imagery provides a permanent historical record at a specific point in time.

Project Name: **Software Renewal Program**

Standing Policy Committee: Executive Policy Committee

Department: Corporate Support Services
Service: Organizational Support Services
Project: 3458200019
OurWinnipeg: Prosperity

| AUTHORIZATION | Previous Budgets | 2018 Estimate | FORECAST 2019 | 2020 | 2021 | 2022 | 2023 | Five-Year Forecast Total | Six-Year Total |
|---|---|---|---|---|---|---|---|---|---|
| Project Costs ($000's) | 157 | - | 157 | - | - | 152 | - | 309 | 309 |
| Financed by: | | | | | | | | | |
| Cash to Capital | | | 157 | | | 152 | | 309 | 309 |

| CASH FLOW | 2018 | 2019 | 2020 | 2021 | 2022 | 2023 | Beyond 2023 | Total |
|---|---|---|---|---|---|---|---|---|
| Project Costs ($000's) | - | 157 | - | - | 152 | - | - | 309 |
| Financed by: | | | | | | | | |
| Cash to Capital | | 157 | | | 152 | | | 309 |

| NET OPERATING IMPACT ($000's) | 2018 | 2019 | 2020 |
|---|---|---|---|
| Operating costs | | | |
| External debt and finance charges | | | |
| Transfer to General Capital Fund | | 157 | |
| **Total Direct Costs** | - | 157 | - |
| Less: Incremental Revenue/Recovery | | 5 | |
| **Net Cost/(Benefit)** | - | 152 | - |
| **Incremental Full Time Equivalent Positions** | - | - | - |

Class Estimate: 2

The Software Renewal Program is for the renewal of the Microsoft Developer Network (MSDN) subscription every 3 years plus other development tool acquisitions.

MSDN provides information technology professionals (Developers, Testers, Architects, Systems, and Network, etc.) access to new and older versions of Microsoft products including developer tools, operating systems, server software, and productivity applications. Subscribers can use the software to design, develop, test, and demonstrate applications on multiple devices, a function which would be cost prohibitive if each piece of software were purchased separately. MSDN also provides other benefits such as technical support and e-learning.

Project Name: **311 Renewal**

Standing Policy Committee: Executive Policy Committee

Department: Corporate Support Services
Service: Organizational Support Services
Project: 3457000018
OurWinnipeg: Prosperity

| AUTHORIZATION | Previous Budgets | 2018 Estimate | FORECAST 2019 | 2020 | 2021 | 2022 | 2023 | Five-Year Forecast Total | Six-Year Total |
|---|---|---|---|---|---|---|---|---|---|
| Project Costs ($000's) | 1,346 | - | 100 | 450 | 250 | 100 | 450 | 1,350 | 1,350 |
| Financed by: | | | | | | | | | |
| Cash to Capital | | | 100 | 450 | 250 | 100 | 450 | 1,350 | 1,350 |

| CASH FLOW | 2018 | 2019 | 2020 | 2021 | 2022 | 2023 | Beyond 2023 | Total |
|---|---|---|---|---|---|---|---|---|
| Project Costs ($000's) | - | 100 | 450 | 250 | 100 | 450 | - | 1,350 |
| Financed by: | | | | | | | | |
| Cash to Capital | | 100 | 450 | 250 | 100 | 450 | | 1,350 |

| NET OPERATING IMPACT ($000's) | 2018 | 2019 | 2020 |
|---|---|---|---|
| Operating costs | | | |
| External debt and finance charges | | | |
| Transfer to General Capital Fund | | 100 | 450 |
| **Total Direct Costs** | - | 100 | 450 |
| Less: Incremental Revenue/Recovery | | 3 | 15 |
| **Net Cost/(Benefit)** | - | 97 | 435 |
| **Incremental Full Time Equivalent Positions** | - | - | - |

Class Estimate: 3

The City is committed to renewing its Call Center application investment every three years to take advantage of new functionality and remain current with suppliers' support.

Project Name: **Infrastructure Service Enhancements**

Standing Policy Committee: Executive Policy Committee

Department: Corporate Support Services
Service: Organizational Support Services
Project: 3458300020
OurWinnipeg: Prosperity

| AUTHORIZATION | Previous Budgets | 2018 Estimate | FORECAST 2019 | 2020 | 2021 | 2022 | 2023 | Five-Year Forecast Total | Six-Year Total |
|---|---|---|---|---|---|---|---|---|---|
| Project Costs ($000's) | 350 | - | - | 150 | - | - | 100 | 250 | 250 |
| Financed by: | | | | | | | | | |
| Cash to Capital | | | | 150 | | | 100 | 250 | 250 |

| CASH FLOW | 2018 | 2019 | 2020 | 2021 | 2022 | 2023 | Beyond 2023 | Total |
|---|---|---|---|---|---|---|---|---|
| Project Costs ($000's) | - | - | 150 | - | - | 100 | - | 250 |
| Financed by: | | | | | | | | |
| Cash to Capital | | | 150 | | | 100 | | 250 |

| NET OPERATING IMPACT ($000's) | 2018 | 2019 | 2020 |
|---|---|---|---|
| Operating costs | | | |
| External debt and finance charges | | | |
| Transfer to General Capital Fund | | | 150 |
| **Total Direct Costs** | - | - | 150 |
| Less: Incremental Revenue/Recovery | | | 5 |
| **Net Cost/(Benefit)** | - | - | 145 |
| **Incremental Full Time Equivalent Positions** | - | - | - |

Class Estimate: 5

Infrastructure Service Enhancements supports projects that use information technology for the provision of shared infrastructure services. It results in providing services more efficiently and effectively which translates into productivity gains and reduced cost.

Project Name: **Assessment Automation**

Standing Policy Committee: Executive Policy Committee

Department: Assessment and Taxation

Service: Assessment, Taxation and Corporate

Project: 1400000118

OurWinnipeg: Sustainability

| AUTHORIZATION | Previous Budgets | 2018 Estimate | FORECAST 2019 | 2020 | 2021 | 2022 | 2023 | Five-Year Forecast Total | Six-Year Total |
|---|---|---|---|---|---|---|---|---|---|
| Project Costs ($000's) | N/A * | - | 350 | 200 | 350 | 350 | - | 1,250 | 1,250 |
| Financed by: | | | | | | | | | |
| Cash to Capital | | | 350 | 200 | 350 | 350 | | 1,250 | 1,250 |

| CASH FLOW | 2018 | 2019 | 2020 | 2021 | 2022 | 2023 | Beyond 2023 | Total |
|---|---|---|---|---|---|---|---|---|
| Project Costs ($000's) | - | 350 | 200 | 350 | 350 | - | - | 1,250 |
| Financed by: | | | | | | | | |
| Cash to Capital | | 350 | 200 | 350 | 350 | | | 1,250 |

| NET OPERATING IMPACT ($000's) | 2018 | 2019 | 2020 |
|---|---|---|---|
| Operating costs | | | |
| Debt and Finance charges | | | |
| Transfer to General Capital Fund | | 350 | 200 |
| **Total Direct Costs** | - | 350 | 200 |
| Less: Incremental Revenue/Recovery | | 11 | 7 |
| **Net Cost/(Benefit)** | - | 339 | 193 |
| **Incremental Full Time Equivalent Positions** | - | - | - |

Class Estimate: Not applicable, as this is a scalable program

The funding in 2019 to 2022 is for further system upgrades and rehabilitation to key assessment and taxation systems including quality systems, CAMA and Manta systems. In addition to the key systems there are approximately 30 subsystems that interface directly to these systems and require funding to ensure that they continue to work effectively and efficiently with upgraded platforms and operating systems.

* N/A - No amounts have been included in the "Previous Budgets" due to this project's on-going nature.

Project Name: **Valcura System**

Standing Policy Committee: Executive Policy Committee

Department: Assessment and Taxation
Service: Assessment, Taxation and Corporate
Project: 1400000218
OurWinnipeg: Sustainability

| AUTHORIZATION | Previous Budgets | 2018 Estimate | FORECAST 2019 | 2020 | 2021 | 2022 | 2023 | Five-Year Forecast Total | Six-Year Total |
|---|---|---|---|---|---|---|---|---|---|
| Project Costs ($000's) | - | 200 | - | - | - | - | - | - | 200 |
| Financed by: | | | | | | | | | |
| Internal Financing | | 200 | | | | | | - | 200 |

| CASH FLOW | 2018 | 2019 | 2020 | 2021 | 2022 | 2023 | Beyond 2023 | Total |
|---|---|---|---|---|---|---|---|---|
| Project Costs ($000's) | 200 | - | - | - | - | - | - | 200 |
| Financed by: | | | | | | | | |
| Internal Financing | 200 | | | | | | | 200 |

| OPERATING IMPACT | 2018 | 2019 | 2020 |
|---|---|---|---|
| Operating costs | | | |
| Debt and Finance charges | 29 | 29 | 29 |
| Transfer to General Capital Fund | | | |
| **Total Direct Costs** | 29 | 29 | 29 |
| Less: Incremental Revenue/Recovery | 7 | | |
| **Net Cost/(Benefit)** | 22 | 29 | 29 |
| **Incremental Full Time Equivalent Positions** | - | - | - |

Class Estimate: 3

The funding in 2018 is for the replacement of the Valcura System. The replacement of this system will ensure that the Assessment and Taxation Department will be able to continue to generate a market approach to valuation for real, personal and business properties. The replacement will ensure that Valcura will interface with other key assessment and taxation systems including CAMA and Manta systems.

Project Name: **Assessment Data Valuation Information System**

Standing Policy Committee: Executive Policy Committee

Department: Assessment and Taxation
Service: Assessment, Taxation and Corporate
Project: 4200000318
OurWinnipeg: Sustainability

| AUTHORIZATION | Previous Budgets | 2018 Estimate | FORECAST 2019 | 2020 | 2021 | 2022 | 2023 | Five-Year Forecast Total | Six-Year Total |
|---|---|---|---|---|---|---|---|---|---|
| Project Costs ($000's) | - | 1,208 | - | - | - | - | - | - | 1,208 |
| Financed by: | | | | | | | | | |
| Internal Financing | | 1,208 | | | | | | - | 1,208 |

| CASH FLOW | 2018 | 2019 | 2020 | 2021 | 2022 | 2023 | Beyond 2023 | Total |
|---|---|---|---|---|---|---|---|---|
| Project Costs ($000's) | 1,208 | - | - | - | - | - | - | 1,208 |
| Financed by: | | | | | | | | |
| Internal Financing | 1,208 | | | | | | | 1,208 |

| OPERATING IMPACT | 2018 | 2019 | 2020 |
|---|---|---|---|
| Operating costs | | | |
| Debt and finance charges | 178 | 178 | 178 |
| Transfer to General Capital Fund | | | |
| **Total Direct Costs** | 178 | 178 | 178 |
| Less: Incremental Revenue/Recovery | 39 | | |
| **Net Cost/(Benefit)** | 139 | 178 | 178 |
| **Incremental Full Time Equivalent Positions** | - | - | - |

Class Estimate: 3

Assessment and Taxation (ATD) uses the CAMA system Assessment Data Valuation Information System (ADVIS) to generate and maintain the assessment rolls, which are used in the calculation of the annual taxation rolls.

Under the current platform ADVIS would not be supported by the vendor after 2020 therefore the Certification of ADVIS will allow the current system to run on a Windows 10 platform as well as Oracle 12c database platform. The upgrades to Windows 10 and Oracle 12c will allow ATD to use the ADVIS system until 2025. In addition, project costs include scoping costs for a rewrite of the program to reduce the risk of future upgrades for this system.

Project Name: **Local Improvements - Ongoing Program**

Standing Policy Committee: Infrastructure Renewal and Public Works

Department: Assessment and Taxation
Service: Roadway Construction and Maintenance
Project: 1420000118
OurWinnipeg: Vitality

| AUTHORIZATION | Previous Budgets | 2018 Estimate | FORECAST 2019 | 2020 | 2021 | 2022 | 2023 | Five-Year Forecast Total | Six-Year Total |
|---|---|---|---|---|---|---|---|---|---|
| Project Costs ($000's) | N/A * | 1,000 | 3,000 | 2,400 | 3,000 | 2,400 | 2,400 | 13,200 | 14,200 |
| Financed by: | | | | | | | | | |
| Cash to Capital | | | 600 | | 600 | | | 1,200 | 1,200 |
| Transfer from Prior Authorization (Cash to Capital) | | 200 | | | | | | - | 200 |
| Transfer from Prior Authorization (External Debt) | | 800 | | | | | | - | 800 |
| External Debt | | | 2,400 | 2,400 | 2,400 | 2,400 | 2,400 | 12,000 | 12,000 |

| CASH FLOW | 2018 | 2019 | 2020 | 2021 | 2022 | 2023 | Beyond 2023 | Total |
|---|---|---|---|---|---|---|---|---|
| Project Costs ($000's) | 1,000 | 3,000 | 2,400 | 3,000 | 2,400 | 2,400 | - | 14,200 |
| Financed by: | | | | | | | | |
| Cash to Capital | | 600 | | 600 | | | | 1,200 |
| Transfer from Prior Authorization (Cash to Capital) | 200 | | | | | | | 200 |
| Transfer from Prior Authorization (External Debt) | 800 | | | | | | | 800 |
| External Debt | | 2,400 | 2,400 | 2,400 | 2,400 | 2,400 | | 12,000 |

| NET OPERATING IMPACT ($000's) | 2018 | 2019 | 2020 |
|---|---|---|---|
| Operating costs | | | |
| Debt and finance charges | | 100 | 269 |
| Transfer to General Capital Fund | | 600 | |
| **Total Direct Costs** | - | 700 | 269 |
| Less: Incremental Revenue/Recovery | | 98 | 78 |
| **Net Cost/(Benefit)** | - | 603 | 191 |
| **Incremental Full Time Equivalent Positions** | - | - | - |

Class Estimate: Not applicable, as this is a scalable program

Local Improvement capital projects are those which are financed partly by a direct levy on the properties benefited. The program is governed by Local Improvements By-Law No. 98/72 and is subject to advertising and subsequent approval by the majority of ratepayers involved. The types of expenditure generally falling within this category are: paving of local streets and lanes; sidewalk and boulevard construction; installation of new watermains and sewers; ornamental street lighting and lane lighting.

Funding in 2018 includes rebudgeted amounts from 2015 approved capital program - see appendix 4.

* N/A - No amounts have been included in the "Previous Budgets" due to this project's on-going nature.

Project Name: **Innovative Transit Program**

Standing Policy Committee: Infrastructure Renewal and Public Works

Department: Transit
Project: 4230030118

Service: Public Transit
OurWinnipeg: Environment

| AUTHORIZATION | Previous Budgets | 2018 Estimate | FORECAST 2019 | 2020 | 2021 | 2022 | 2023 | Five-Year Forecast Total | Six-Year Total |
|---|---|---|---|---|---|---|---|---|---|
| Project Costs ($000's) | N/A * | 500 | 700 | - | 700 | - | - | 1,400 | 1,900 |
| Financed by: | | | | | | | | | |
| Cash to Capital | | | 700 | | 700 | | | 1,400 | 1,400 |
| Internal Financing | | 500 | | | | | | | 500 |

| CASH FLOW | 2018 | 2019 | 2020 | 2021 | 2022 | 2023 | Beyond 2023 | Total |
|---|---|---|---|---|---|---|---|---|
| Project Costs ($000's) | 500 | 700 | - | 700 | - | - | - | 1,900 |
| Financed by: | | | | | | | | |
| Cash to Capital | | 700 | | 700 | | | | 1,400 |
| Internal Financing | 500 | | | | | | | 500 |

| NET OPERATING IMPACT ($000's) | 2018 | 2019 | 2020 |
|---|---|---|---|
| Operating costs | | | |
| Debt and finance charges | 74 | 74 | 74 |
| Transfer to General Capital Fund | | 700 | |
| **Total Direct Costs** | 74 | 774 | 74 |
| Less: Incremental Revenue/Recovery | 16 | 22 | |
| **Net Cost/(Benefit)** | 58 | 752 | 74 |
| **Incremental Full Time Equivalent Positions** | - | - | - |

Class Estimate: Not applicable, as this is a scalable program

The Innovative Transit Program mainly provides technology upgrades to systems that support interaction between Transit operations and the public, as well as improvements to transit terminals and shelters including rapid transit stations and allows for improved technology throughout the department.

Transit also uses this program to implement innovative practices throughout the department to improve efficiency. Equipment related to achieving this innovation may be funded through this program.

Includes 2.0 temporary capital funded Full-Time Equivalent (FTE) positions beginning in 2018 (Analyst Programmer).

* N/A - No amounts have been included in the "Previous Budgets" due to this project's on-going nature.

Project Name: **Transit Building Replacement / Refurbishment**

Standing Policy Committee: Infrastructure Renewal and Public Works

Department: Transit
Project: 4210010118
Service: Public Transit
OurWinnipeg: Environment

| AUTHORIZATION | Previous Budgets | 2018 Estimate | FORECAST 2019 | 2020 | 2021 | 2022 | 2023 | Five-Year Forecast Total | Six-Year Total |
|---|---|---|---|---|---|---|---|---|---|
| Project Costs ($000's) | N/A * | 956 | 1,636 | 636 | 1,636 | 1,049 | 1,636 | 6,593 | 7,549 |
| Financed by: | | | | | | | | | |
| Cash to Capital | | | 1,636 | 636 | 1,636 | 1,049 | 1,636 | 6,593 | 6,593 |
| External Debt | | 956 | | | | | | | 956 |

| CASH FLOW | 2018 | 2019 | 2020 | 2021 | 2022 | 2023 | Beyond 2023 | Total |
|---|---|---|---|---|---|---|---|---|
| Project Costs ($000's) | 956 | 1,636 | 636 | 1,636 | 1,049 | 1,636 | - | 7,549 |
| Financed by: | | | | | | | | |
| Cash to Capital | | 1,636 | 636 | 1,636 | 1,049 | 1,636 | | 6,593 |
| External Debt | 956 | | | | | | | 956 |

| NET OPERATING IMPACT ($000's) | 2018 | 2019 | 2020 |
|---|---|---|---|
| Operating costs | | | |
| Debt and finance charges | 39 | 60 | 60 |
| Transfer to General Capital Fund | | 1,636 | 636 |
| **Total Direct Costs** | 39 | 1,696 | 696 |
| Less: Incremental Revenue/Recovery | 12 | 51 | 20 |
| **Net Cost/(Benefit)** | 27 | 1,645 | 676 |
| **Incremental Full Time Equivalent Positions** | - | - | - |

Class Estimate: Not applicable, as this is a scalable program

Note: Any surplus funds will automatically be transferred to the following year's Transit Building Replacement/Refurbishment program budget.

Transit's operations are housed at two primary facilities, the Fort Rouge complex and the North Main garage. These facilities are approximately 40 and 80 years old respectively and are operating at capacity. The department funds the maintenance of its facilities through the operating budget, however, many of the structural, mechanical and electrical systems in the existing facilities are past their design and economic lives and significant capital funding is required to bring the facilities up to acceptable standards.

This multi-year capital program addresses the need for smaller scale projects within Transit's existing facilities. These projects are required due to the age and condition of the buildings.

Budget request includes 1.0 temporary capital funded Full-Time Equivalent (FTE) position in 2018 and 2.0 FTEs in 2019 and 2020 (Project Manager).

| Project (in $000s) | 2018 | 2019 | 2020 | 2021 | 2022 | 2023 | Total |
|---|---|---|---|---|---|---|---|
| General Amounts (Concrete floor repair, replacement of wash rack, replacement of main water supply line, etc.) | 956 | 1,636 | 636 | 1,636 | 1,049 | 1,636 | 7,549 |
| | **956** | **1,636** | **636** | **1,636** | **1,049** | **1,636** | **7,549** |

* N/A - No amounts have been included in the "Previous Budgets" due to this project's on-going nature.

Estimated useful life - dependent on the specific project.

Project Name: **Transit Building Roof Replacement and Ventilation Upgrade**

Standing Policy Committee: Infrastructure Renewal and Public Works

Department: Transit
Project: 4210010218
Service: Public Transit
OurWinnipeg: Environment

| AUTHORIZATION | Previous Budgets | 2018 Estimate | FORECAST 2019 | 2020 | 2021 | 2022 | 2023 | Five-Year Forecast Total | Six-Year Total |
|---|---|---|---|---|---|---|---|---|---|
| Project Costs ($000's) | N/A * | 300 | 4,500 | 1,257 | 2,000 | 1,413 | 2,000 | 11,170 | 11,470 |
| Financed by: | | | | | | | | | |
| Cash to Capital | | 162 | 4,500 | 1,257 | 2,000 | 1,413 | 2,000 | 11,170 | 11,332 |
| Public Transit Infrastructure Fund (Federal Government) | | 75 | | | | | | - | 75 |
| Public Transit Infrastructure Fund (Provincial Government) | | 63 | | | | | | - | 63 |

| CASH FLOW | 2018 | 2019 | 2020 | 2021 | 2022 | 2023 | Beyond 2023 | Total |
|---|---|---|---|---|---|---|---|---|
| Project Costs ($000's) | 300 | 4,500 | 1,257 | 2,000 | 1,413 | 2,000 | - | 11,470 |
| Financed by: | | | | | | | | |
| Cash to Capital | 162 | 4,500 | 1,257 | 2,000 | 1,413 | 2,000 | | 11,332 |
| Public Transit Infrastructure Fund (Federal Government) | 75 | | | | | | | 75 |
| Public Transit Infrastructure Fund (Provincial Government) | 63 | | | | | | | 63 |

| NET OPERATING IMPACT ($000's) | 2018 | 2019 | 2020 |
|---|---|---|---|
| Operating costs | | | |
| Debt and finance charges | | | |
| Transfer to General Capital Fund | 162 | 4,500 | 1,257 |
| **Total Direct Costs** | 162 | 4,500 | 1,257 |
| Less: Incremental Revenue/Recovery | 7 | 142 | 40 |
| **Net Cost/(Benefit)** | 155 | 4,358 | 1,217 |
| **Incremental Full Time Equivalent Positions** | - | - | - |

Class Estimate: Not applicable, as this is a scalable program

Note: Any surplus funds will automatically be transferred to the following year's Transit Building Roof Replacement and Ventilation Upgrade project budget.

Transit's Fort Rouge Garage (FRG) at 421 Osborne Street includes two major buildings that total approximately 480,000 square feet in area. The buildings were constructed in 1969 and 1978 and house over 70% of Transit's bus inventory. The buildings were originally equipped with four-ply asphalt built-up roof systems (BUR), however the roofs are now at the end of their economic and useful lives and need to be replaced.

The FRG storage and maintenance facilities require replacement of the existing ventilation systems, which includes makeup air units and exhaust fans, in response to a regulatory change in allowable levels of airborne nitrogen dioxide (NO2) in diesel exhaust, age and inefficiency of equipment, and pressure imbalances throughout the buildings.

***Transit Building Roof Replacement and Ventilation Upgrade (continued):***

| Project (in $000s) | 2018 | 2019 | 2020 | 2021 | 2022 | 2023 | Total |
|---|---|---|---|---|---|---|---|
| Fort Rouge Garage Roof Replacement ** | 150 | 2,500 | 500 | | | | 3,150 |
| Upgrade Garage Ventilation Systems ** | 150 | 2,000 | 757 | 2,000 | 1,413 | 2,000 | 8,320 |
| | **300** | **4,500** | **1,257** | **2,000** | **1,413** | **2,000** | **11,470** |

This project has been impacted by the allocation of Federal funding from the Public Transit Infrastructure Fund as well as the accompanying contribution from the Province of Manitoba. Discussion with the Province and Federal Government are on-going.

On December 13, 2016 Council authorized a first charge of up to $3.550 million in 2017 or prior to the adoption of the 2018 Capital Budget to facilitate project timing in order to meet Federal claiming deadlines, subject to confirmation of Federal and Provincial funding.

* N/A - No amounts have been included in the "Previous Budgets" due to this project's on-going nature.

** Projects are considered annual scalable programs and will incorporate annual tenders and are not considered a major capital project.

Estimated useful life - dependent on the specific project.

Project Name: **Transit Buses**

Standing Policy Committee: Infrastructure Renewal and Public Works

Department: Transit
Project: 4210000218

Service: Public Transit
OurWinnipeg: Environment

| AUTHORIZATION | Previous Budgets | 2018 Estimate | FORECAST 2019 | 2020 | 2021 | 2022 | 2023 | Five-Year Forecast Total | Six-Year Total |
|---|---|---|---|---|---|---|---|---|---|
| Project Costs ($000's) | N/A * | 28,352 | 27,880 | 24,583 | 30,596 | 32,290 | 34,061 | 149,410 | 177,762 |
| Financed by: | | | | | | | | | |
| Cash to Capital | | 445 | 562 | 11,358 | 12,426 | 13,253 | 13,664 | 51,263 | 51,708 |
| Transit Bus Replacement Reserve | | 1,437 | 4,603 | 1,078 | 11,773 | 12,640 | 14,000 | 44,094 | 45,531 |
| External Debt | | 9,035 | 4,889 | 5,750 | | | | 10,639 | 19,674 |
| Public Transit Infrastructure Fund (Federal Government) | | 11,850 | | | | | | | 11,850 |
| Public Transit Infrastructure Fund (Provincial Government) | | 5,585 | | | | | | | 5,585 |
| Federal Gas Tax | | | 16,694 | 6,397 | 6,397 | 6,397 | 6,397 | 42,282 | 42,282 |
| Transfer from Prior Year Authorization - Federal Gas Tax | | | 1,132 | | | | | 1,132 | 1,132 |

| CASH FLOW | 2018 | 2019 | 2020 | 2021 | 2022 | 2023 | Beyond 2023 | Total |
|---|---|---|---|---|---|---|---|---|
| Project Costs ($000's) | 28,352 | 27,880 | 24,583 | 30,596 | 32,290 | 34,061 | - | 177,762 |
| Financed by: | | | | | | | | |
| Cash to Capital | 445 | 562 | 11,358 | 12,426 | 13,253 | 13,664 | | 51,708 |
| Transit Bus Replacement Reserve | 1,437 | 4,603 | 1,078 | 11,773 | 12,640 | 14,000 | | 45,531 |
| External Debt | 9,035 | 4,889 | 5,750 | | | | | 19,674 |
| Public Transit Infrastructure Fund (Federal Government) | 11,850 | | | | | | | 11,850 |
| Public Transit Infrastructure Fund (Provincial Government) | 5,585 | | | | | | | 5,585 |
| Federal Gas Tax | | 16,694 | 6,397 | 6,397 | 6,397 | 6,397 | | 42,282 |
| Transfer from Prior Year Authorization - Federal Gas Tax | | 1,132 | | | | | | 1,132 |

| NET OPERATING IMPACT ($000's) | 2018 | 2019 | 2020 |
|---|---|---|---|
| Operating costs | 159 | 322 | 489 |
| Debt and finance charges | 355 | 773 | 1,154 |
| Transfer to General Capital Fund | 445 | 562 | 11,358 |
| **Total Direct Costs** | 959 | 1,657 | 13,001 |
| Less: Incremental Revenue/Recovery | 138 | 203 | 349 |
| **Net Cost/(Benefit)** | 821 | 1,454 | 12,652 |
| **Incremental Full Time Equivalent Positions** | 2.00 | 4.00 | 6.00 |

***Transit Buses (continued):***

Class Estimate: Not applicable, as this is a scalable program

Note: Any surplus funds will automatically be transferred to the following year's Transit Buses program budget.

This project is for the on-going purchase of low-floor urban transit buses for the replacement of buses that have reached the end of their useful life. Costs will also include all out-fitting costs associated with these purchases.

| Forecasted Number of Buses Included in Budget and Forecast above** | 2018 | 2019 | 2020 | 2021 | 2022 | 2023 |
|---|---|---|---|---|---|---|
| | 40 | 42 | 36 | 42 | 42 | 42 |

** The projection of the number of buses included in the budget is subject to change as the price per bus changes based on a number of factors. These factors include, the movement in the Statistics Canada Monthly Industrial Product Price Index which is influenced by the fluctuation in the Canadian currency and inflation, timing of order placement in relation to the budget approval and changes to technology or product development.

The 2019 budget estimate includes the provision for 12 additional buses estimated to be required for operation on the Southwest Rapid Transitway upon completion of Stage 2.

This project has received funding approval from the Public Transit Infrastructure Fund as well as the accompanying contribution from the Province of Manitoba. The City is currently working with the other levels of government to execute the Funding Agreement.

Funding in 2018 and 2019 includes rebudgeted amounts from previously approved capital budgets.

On December 13, 2016 Council authorized a first charge of up to $29.252 million in 2017 or prior to the adoption of the 2018 Capital Budget to facilitate project timing in order to meet Federal claiming deadlines, subject to confirmation of Federal and Provincial funding.

* N/A - No amounts have been included in the "Previous Budgets" due to this project's on-going nature.
Estimated useful life - dependent on assets purchased.

Project Name: **Southwest Rapid Transitway (Stage 2) and Pembina Highway Underpass**

Standing Policy Committee: Infrastructure Renewal and Public Works

Department: Transit
Project: 4230010518

Service: Public Transit
OurWinnipeg: Environment

| AUTHORIZATION | Previous Budgets | 2018 Estimate | FORECAST 2019 | 2020 | 2021 | 2022 | 2023 | Five-Year Forecast Total | Six-Year Total |
|---|---|---|---|---|---|---|---|---|---|
| Project Costs ($000's) | 467,300 | - | - | - | - | - | - | - | - |
| Financed by: | | | | | | | | | |
| P3 Canada | 91,200 | | | | | | | - | - |
| Provincial Grant | 181,700 | | | | | | | - | - |
| 2010 Provincial Grant for Roads | 6,350 | | | | | | | - | - |
| Public Private Partnership (City) | 138,200 | | | | | | | - | - |
| External Debt | 40,050 | | | | | | | - | - |
| Southwest Rapid Transit Corridor Reserve | 4,200 | | | | | | | - | - |
| CN Rail Cost Apportionment | 5,600 | | | | | | | - | - |
| Southwest Rapid Transitway (Stage 2) and Pembina Highway Underpass Payment Reserve | | 350 | 1,780 | 14,460 | 14,720 | 14,760 | 14,880 | 60,600 | 60,950 |
| P3 Annual Service / Financing Payments (Province) | | | (80) | (1,010) | (1,110) | (1,120) | (1,180) | (4,500) | (4,500) |
| P3 Annual Service / Financing Payments (City) | | (350) | (1,700) | (10,060) | (10,220) | (10,250) | (10,310) | (42,540) | (42,890) |
| External Debt Annual Service Payments (City) | | | | (3,390) | (3,390) | (3,390) | (3,390) | (13,560) | (13,560) |

| CASH FLOW | 2018 | 2019 | 2020 | 2021 | 2022 | 2023 | Beyond 2023 | Total |
|---|---|---|---|---|---|---|---|---|
| Project Costs ($000's) | - | - | - | - | - | - | - | - |
| Financed by: | | | | | | | | |
| Southwest Rapid Transitway (Stage 2) and Pembina Highway Underpass Payment Reserve | 350 | 1,780 | 14,460 | 14,720 | 14,760 | 14,880 | 431,798 | 492,748 |
| P3 Annual Service / Financing Payments (Province) | | (80) | (1,010) | (1,110) | (1,120) | (1,180) | (48,240) | (52,740) |
| P3 Annual Service / Financing Payments (City) | (350) | (1,700) | (10,060) | (10,220) | (10,250) | (10,310) | (295,568) | (338,458) |
| External Debt Annual Service Payments (City) | | | (3,390) | (3,390) | (3,390) | (3,390) | (87,990) | (101,550) |

| NET OPERATING IMPACT ($000's) | 2018 | 2019 | 2020 |
|---|---|---|---|
| Operating costs | | | |
| Debt and finance charges | | | |
| Transfer to General Capital Fund | | | |
| **Total Direct Costs** | - | - | - |
| Less: Incremental Revenue/Recovery | | | |
| **Net Cost/(Benefit)** | - | - | - |
| **Incremental Full Time Equivalent Positions** | - | - | - |

***Southwest Rapid Transitway (Stage 2) and Pembina Highway Underpass (continued):***

Class Estimate: Not applicable

The Southwest Rapid Transitway (Stage 2) and Pembina Highway Underpass was approved by Council on June 25, 2014 as a 2014 capital project. This project has been awarded as a Design-Build-Finance-Operate-Maintain Public-Private-Partnership (P3) Project and is expected to be complete in late 2019 with service beginning in 2020.

The Southwest Rapid Transitway (Stage 2) is 7.6 km. in length and runs from Jubilee Avenue south to the University of Manitoba. It will serve various residential, commercial, industrial, recreational and educational centres in southwest Winnipeg. The project will include the construction of several grade separations, multiple Transitway stations, and an extension to the existing active transportation path built as part of the Stage 1 Transitway project. Combined with the construction of the Transitway extension is the widening of Pembina Highway Underpass by one northbound lane, rehabilitation of the underpass and also active transportation components.

Upon completion of Stage 2, rapid transit service will operate the full length of the 11.2 km. corridor between downtown and all destinations in the southwest part of the city, including the University of Manitoba and Investors Group Field.

The Project's successful bidder was selected in June 2016 and the Project achieved Financial Close June 24, 2016. The Projects previous budgets have been updated to reflect project savings achieved and the distribution of the savings to the different funding sources. Funding shares are based on discussion with funding partners and are based on current estimates of eligible expenditures.

***Approximate Overall Project Funding (in $000s)***

| | Original | Revisions | Revised | |
|---|---|---|---|---|
| City | 225,000 | (36,950) | 188,050 | 40% |
| Province | 225,000 | (36,950) | 188,050 | 40% |
| Federal | 137,300 | (46,100) | 91,200 | 20% |
| | 587,300 | (120,000) | 467,300 | |

**Approved budget includes the following assumptions/provisions:**
- 4 year project construction period, 2016 to end of 2019.
- Upfront costs include land, procurement costs, City contract administration (temporary staff), external advisors and engineers, etc.
- P3 Annual Service / Financing Payment is comprised of both P3 construction cost repayment and maintenance costs both over 30 years. Transit related maintenance costs are paid for by City 50% and Province 50%. An agreement is still required.
- Previous Budgets for related projects not reflected above include: $1.3 million from the Pembina Highway Underpass project, $1 million from P3 Consulting and Project Development, and a portion of $4.2 million approved for Rapid Transit Planning and Design.
- Increased operating costs related to bus operations would not commence until 2020 and are not presented as part of this capital request.
- The project budget does not include amounts for Transit Bus purchases. Transit Bus purchases related to Stage 2 of the Southwest Rapid Transitway have been budgeted in 2019 within the Transit Buses capital project.
- The 2014 Budget request included 5.0 temporary capital funded Full-Time Equivalent (FTE) positions (various positions).

The Provincial funding for the 2018 Estimate and 2019 to 2023 Forecast represents previously approved funding levels.

**P3 Annual Service Payments**

The above annual estimates include the authorization for the lease and financing payments to be incurred and charged to the Projects in the Transit System Fund.

A portion of the payment to the successful bidder will represent an annual amount dedicated to the maintenance of the facility, including long term rehabilitative costs. This amount is adjusted for changes to the Consumer Price Index on an annual basis.

**Debt and Other Financing**

On March 23, 2015 Council approved additional borrowing authority of $31 million and on July 15, 2015 approved an additional $112 million of borrowing, for a total of $143 million, as a method of interim financing the project, to be repaid as funding from the Province of Manitoba is received. This repayment is expected to be complete by 2022 with payments flowing as follows:

| (in $000s) | Authorized | 2019 | 2020 | 2021 | 2022 | Total |
|---|---|---|---|---|---|---|
| Interim Financing - External Debt / (Repayments) | 143,000 | (31,000) | (67,000) | (22,500) | (22,500) | - |

***Southwest Rapid Transitway (Stage 2) and Pembina Highway Underpass (continued):***

On January 27, 2016, Council approved a cost-sharing arrangement for CN Rail to pay the City $5.6 million as their cost apportionment for the Pembina Highway Underpass reconstruction as part of the "Southwest Rapid Transitway (Stage 2) and Pembina Highway Underpass" capital project.

On March 22, 2016 Council approved an additional $16.5 million of external debt in replacement of Public Private Partnership debt. The revised budget for the Public Private Partner was reduced to $204.3 million. This allowed the Request for Proposals to be structured in a way to ensure bidders did not add significant contingencies to their bid submissions for utility costing. Utility costing is difficult for the bidders to determine, therefore the City limited their exposure on this item. It may mean paying amounts directly to Project Co. and a funding mechanism (external debt) will be required for this. This was in the best interest of the City to ensure the lowest cost project.

On December 13, 2016 Council approved an additional $23.55 million of external debt in replacement of Public Private Partnership debt. This will make the external borrowing amount equal to $16.5 million and $23.55 million for a total of $40.05 million in 2016 with all related debt and finance charges to be repaid from the Southwest Rapid Transitway (Stage 2) and Pembina Highway Underpass Payment Reserve.

* Previous budgets reflect 2014 approval of the capital project plus all Council approved recommendations to revise the budget as indicated above.

Project Name: **Transit Safety Management Practices**

Standing Policy Committee: Infrastructure Renewal and Public Works

Department: Transit
Project: 4210001218

Service: Public Transit
OurWinnipeg: Environment

| AUTHORIZATION | Previous Budgets | 2018 Estimate | FORECAST 2019 | 2020 | 2021 | 2022 | 2023 | Five-Year Forecast Total | Six-Year Total |
|---|---|---|---|---|---|---|---|---|---|
| Project Costs ($000's) | - | 460 | - | - | - | - | - | - | 460 |
| Financed by: | | | | | | | | | |
| Internal Financing | | 460 | | | | | | | 460 |

| CASH FLOW | 2018 | 2019 | 2020 | 2021 | 2022 | 2023 | Beyond 2023 | Total |
|---|---|---|---|---|---|---|---|---|
| Project Costs ($000's) | 460 | - | - | - | - | - | - | 460 |
| Financed by: | | | | | | | | |
| Internal Financing | 460 | | | | | | | 460 |

| NET OPERATING IMPACT ($000's) | 2018 | 2019 | 2020 |
|---|---|---|---|
| Operating costs | | | |
| Debt and finance charges | | 68 | 68 |
| Transfer to General Capital Fund | | | |
| **Total Direct Costs** | - | 68 | 68 |
| Less: Incremental Revenue/Recovery | 14 | | |
| **Net Cost/(Benefit)** | (14) | 68 | 68 |
| **Incremental Full Time Equivalent Positions** | - | - | - |

Class Estimate: 4

This project includes the addition of Point Duty Shelters and video cameras to the exterior right side of a bus to provide a more complete view and enhance safety. Consistent with report to Standing Policy Committee on Infrastructure Renewal and Pubic Works on May 30, 2017.

The Class 3 estimate will be developed prior to implementation.

Project Name: **Bus Fleet Cameras**

Standing Policy Committee: Infrastructure Renewal and Public Works

Department: Transit
Project: 4210001217

Service: Public Transit
OurWinnipeg: Environment

| AUTHORIZATION | Previous Budgets | 2018 Estimate | FORECAST 2019 | 2020 | 2021 | 2022 | 2023 | Five-Year Forecast Total | Six-Year Total |
|---|---|---|---|---|---|---|---|---|---|
| Project Costs ($000's) | 345 | 155 | - | - | - | - | - | - | 155 |
| Financed by: | | | | | | | | | |
| Internal Financing | | 155 | | | | | | | 155 |

| CASH FLOW | 2018 | 2019 | 2020 | 2021 | 2022 | 2023 | Beyond 2023 | Total |
|---|---|---|---|---|---|---|---|---|
| Project Costs ($000's) | 155 | - | - | - | - | - | - | 155 |
| Financed by: | | | | | | | | |
| Internal Financing | 155 | | | | | | | 155 |

| NET OPERATING IMPACT ($000's) | 2018 | 2019 | 2020 |
|---|---|---|---|
| Operating costs | 22 | 22 | 23 |
| Debt and finance charges | 23 | 23 | 23 |
| Transfer to General Capital Fund | | | |
| **Total Direct Costs** | 45 | 45 | 46 |
| Less: Incremental Revenue/Recovery | 5 | | |
| **Net Cost/(Benefit)** | 40 | 45 | 46 |
| **Incremental Full Time Equivalent Positions** | 0.25 | 0.25 | 0.25 |

Class Estimate: 3

This project includes the addition of video surveillance cameras to the inside of the bus and the external left side of a bus to provide a more complete view and enhance safety.

Estimated useful life - 10 years.

Project Name: **Bus Stop Accessibility Program**

Standing Policy Committee: Infrastructure Renewal and Public Works

Department: Transit
Project: 4230030218

Service: Public Transit
OurWinnipeg: Environment

| AUTHORIZATION | Previous Budgets | 2018 Estimate | FORECAST 2019 | 2020 | 2021 | 2022 | 2023 | Five-Year Forecast Total | Six-Year Total |
|---|---|---|---|---|---|---|---|---|---|
| Project Costs ($000's) | - | - | 500 | 500 | 500 | 500 | - | 2,000 | 2,000 |
| Financed by: | | | | | | | | | |
| Cash to Capital | | | 500 | 500 | 500 | 500 | | 2,000 | 2,000 |

| CASH FLOW | 2018 | 2019 | 2020 | 2021 | 2022 | 2023 | Beyond 2023 | Total |
|---|---|---|---|---|---|---|---|---|
| Project Costs ($000's) | - | 500 | 500 | 500 | 500 | - | - | 2,000 |
| Financed by: | | | | | | | | |
| Cash to Capital | | 500 | 500 | 500 | 500 | | | 2,000 |

| NET OPERATING IMPACT ($000's) | 2018 | 2019 | 2020 |
|---|---|---|---|
| Operating costs | | 22 | 45 |
| Debt and finance charges | | | |
| Transfer to General Capital Fund | | 500 | 500 |
| **Total Direct Costs** | - | 522 | 545 |
| Less: Incremental Revenue/Recovery | | 16 | 16 |
| **Net Cost/(Benefit)** | - | 506 | 529 |
| **Incremental Full Time Equivalent Positions** | - | 0.25 | 0.50 |

Class Estimate: Not applicable, as this is a scalable program

This program includes work over several years to update bus stops in order to meet accessibility standards, provide wheelchair access (powered) doors at all heated shelters, and paved access. It will also include a design study to determine solutions to provide information for visually-impaired riders at major stops.

Includes 0.50 temporary capital funded Full-time Equivalent (FTE) position beginning in 2019 (Project Manager). This is a shared position between the Bus Stop Accessibility Program, Heavy Equipment Replacement Program, and the Hoist Replacement at Fort Rouge Garage Project.

Project Name: **Bus Communication Modernization**

Standing Policy Committee: Infrastructure Renewal and Public Works

Department: Transit
Project: 4210001218

Service: Public Transit
OurWinnipeg: Environment

| AUTHORIZATION | Previous Budgets | 2018 Estimate | FORECAST 2019 | 2020 | 2021 | 2022 | 2023 | Five-Year Forecast Total | Six-Year Total |
|---|---|---|---|---|---|---|---|---|---|
| Project Costs ($000's) | - | 1,140 | 1,140 | - | - | - | - | 1,140 | 2,280 |
| Financed by: | | | | | | | | | |
| Federal Gas Tax | | 1,140 | 1,140 | | | | | 1,140 | 2,280 |

| CASH FLOW | 2018 | 2019 | 2020 | 2021 | 2022 | 2023 | Beyond 2023 | Total |
|---|---|---|---|---|---|---|---|---|
| Project Costs ($000's) | 1,140 | 1,140 | - | - | - | - | - | 2,280 |
| Financed by: | | | | | | | | |
| Federal Gas Tax | 1,140 | 1,140 | | | | | | 2,280 |

| NET OPERATING IMPACT ($000's) | 2018 | 2019 | 2020 |
|---|---|---|---|
| Operating costs | 141 | 144 | |
| Debt and finance charges | | | |
| Transfer to General Capital Fund | | | |
| **Total Direct Costs** | 141 | 144 | - |
| Less: Incremental Revenue/Recovery | 14 | 14 | |
| **Net Cost/(Benefit)** | 127 | 130 | - |
| **Incremental Full Time Equivalent Positions** | - | - | - |

Class Estimate: 3

This project will replace existing outdated communication hardware to improve the abilities of Winnipeg Transit's fleet of buses to communicate critical operational information with central computer systems, thereby increasing the reliability of customer information and Peggo payment systems. The new communications equipment will also allow for the future roll out of customer Wi-Fi, as well as numerous opportunities for improving safety, customer service, and operational efficiency through real-time communications.

Project Name: **Heavy Shop Equipment Replacement Program**

Standing Policy Committee: Infrastructure Renewal and Public Works

Department: Transit
Project: 4210010319

Service: Public Transit
OurWinnipeg: Environment

| AUTHORIZATION | Previous Budgets | 2018 Estimate | FORECAST 2019 | 2020 | 2021 | 2022 | 2023 | Five-Year Forecast Total | Six-Year Total |
|---|---|---|---|---|---|---|---|---|---|
| Project Costs ($000's) | - | - | 200 | 200 | 200 | 200 | 200 | 1,000 | 1,000 |
| Financed by: | | | | | | | | | |
| Cash to Capital | | | 200 | 200 | 200 | 200 | 200 | 1,000 | 1,000 |

| CASH FLOW | 2018 | 2019 | 2020 | 2021 | 2022 | 2023 | Beyond 2023 | Total |
|---|---|---|---|---|---|---|---|---|
| Project Costs ($000's) | - | 200 | 200 | 200 | 200 | 200 | - | 1,000 |
| Financed by: | | | | | | | | |
| Cash to Capital | | 200 | 200 | 200 | 200 | 200 | | 1,000 |

| NET OPERATING IMPACT ($000's) | 2018 | 2019 | 2020 |
|---|---|---|---|
| Operating costs | | | |
| Debt and finance charges | | | |
| Transfer to General Capital Fund | | 200 | 200 |
| **Total Direct Costs** | - | 200 | 200 |
| Less: Incremental Revenue/Recovery | | 6 | 6 |
| **Net Cost/(Benefit)** | - | 194 | 194 |
| **Incremental Full Time Equivalent Positions** | - | - | - |

Class Estimate: Not applicable, as this is a scalable program

The Heavy Shop Equipment Replacement Program will replace several of Transit's outdated and aged equipment in the maintenance shop. This will minimize equipment and bus downtime, save money on expensive custom parts, and ensure buses are available for service in a timely manner.

Includes 0.50 temporary capital funded Full-time Equivalent (FTE) position beginning in 2019 (Project Manager). This is a shared position between the Bus Stop Accessibility Program, Heavy Equipment Replacement Program, and the Hoist Replacement at Fort Rouge Garage Project.

Project Name: **Hoist Replacement at Fort Rouge Garage**

Standing Policy Committee: Infrastructure Renewal and Public Works

Department: Transit
Project: 4210010420

Service: Public Transit
OurWinnipeg: Environment

| AUTHORIZATION | Previous Budgets | 2018 Estimate | FORECAST 2019 | 2020 | 2021 | 2022 | 2023 | Five-Year Forecast Total | Six-Year Total |
|---|---|---|---|---|---|---|---|---|---|
| Project Costs ($000's) | - | - | - | 2,000 | 2,500 | 2,500 | 2,500 | 9,500 | 9,500 |
| Financed by: | | | | | | | | | |
| Cash to Capital | | | | 2,000 | 2,500 | 2,500 | 2,500 | 9,500 | 9,500 |

| CASH FLOW | 2018 | 2019 | 2020 | 2021 | 2022 | 2023 | Beyond 2023 | Total |
|---|---|---|---|---|---|---|---|---|
| Project Costs ($000's) | - | - | 2,000 | 2,500 | 2,500 | 2,500 | - | 9,500 |
| Financed by: | | | | | | | | |
| Cash to Capital | | | 2,000 | 2,500 | 2,500 | 2,500 | | 9,500 |

| NET OPERATING IMPACT ($000's) | 2018 | 2019 | 2020 |
|---|---|---|---|
| Operating costs | | | |
| Debt and finance charges | | | |
| Transfer to General Capital Fund | | | 2,000 |
| **Total Direct Costs** | - | - | 2,000 |
| Less: Incremental Revenue/Recovery | | | 63 |
| **Net Cost/(Benefit)** | - | - | 1,937 |
| **Incremental Full Time Equivalent Positions** | - | - | - |

Class Estimate: Not applicable, as this is a scalable program

All 39 in-ground hoists found in the Fort Rouge Garage maintenance shop require replacement mainly due to deterioration and age, inefficient and outdated designs, and to ensure compliance with new hoist codes and standards.

Includes 0.33 temporary capital funded Full-time Equivalent (FTE) position beginning in 2020 (Project Manager). This is a shared position between the Bus Stop Accessibility Program, Heavy Equipment Replacement Program, and the Hoist Replacement at Fort Rouge Garage Project.

Project Name: **Shoal Lake Aqueduct Asset Preservation**

Standing Policy Committee: Water and Waste, Riverbank Management and the Environment

Department: Water and Waste
Project: 2003000618
Service: Water
OurWinnipeg: Environment

| AUTHORIZATION | Previous Budgets | 2018 Estimate | FORECAST 2019 | 2020 | 2021 | 2022 | 2023 | Five-Year Forecast Total | Six-Year Total |
|---|---|---|---|---|---|---|---|---|---|
| Project Costs ($000's) | N/A* | 1,198 | 2,030 | 720 | 1,840 | 715 | - | 5,305 | 6,503 |
| Financed by: | | | | | | | | | |
| Retained Earnings | | 698 | 2,030 | 720 | 1,840 | 715 | | 5,305 | 6,003 |
| Transfer From Prior Year Authorization | | 500 | | | | | | | 500 |

| CASH FLOW | 2018 | 2019 | 2020 | 2021 | 2022 | 2023 | Beyond 2023 | Total |
|---|---|---|---|---|---|---|---|---|
| Project Costs ($000's) | 1,198 | 2,030 | 720 | 1,840 | 715 | - | - | 6,503 |
| Financed by: | | | | | | | | |
| Retained Earnings | 698 | 2,030 | 720 | 1,840 | 715 | | | 6,003 |
| Transfer From Prior Year Authorization | 500 | | | | | | | 500 |

| NET OPERATING IMPACT ($000's) | 2018 | 2019 | 2020 |
|---|---|---|---|
| Operating costs | | | |
| External debt and finance charges | | | |
| Transfer to General Capital Fund | | | |
| **Total Direct Costs** | - | - | - |
| Less: Incremental Revenue/Recovery | | | |
| **Net Cost/(Benefit)** | - | - | - |
| **Incremental Full Time Equivalent Positions** | - | - | - |

Class Estimate: 5

The Shoal Lake Aqueduct, which has been in continuous service since 1919, delivers water to Winnipeg from Shoal Lake, a distance of 156 kilometres (97 miles). A comprehensive condition assessment and rehabilitation of the Aqueduct commenced in 1988 and was substantially completed in 2004. While the Aqueduct rehabilitation project has resulted in an increase of the Aqueduct's service life by 50 years, on-going monitoring and inspection programs will identify future work required.

Work which has been identified includes the rehabilitation of drainage siphons crossing under the Aqueduct, replacement or rehabilitation of boathouses and broken Aqueduct vent pipes, re-establishment of a boathouse in proximity of the Whitemouth River and cleaning, condition inspection and repair of the Aqueduct underdrain system.

Preliminary design being undertaken in 2017 to 2019 will provide a class 3 estimate prior to construction.

Funding in 2018 includes a re-budgeted amount from previously approved capital budget for this project - see Appendix 4.

The expected life of this asset is 40 years.

* N/A - No amounts have been included in the "Previous Budgets" due to this project's on-going nature.

Project Name: **Shoal Lake Aqueduct Intake Facility Rehabilitation**

Standing Policy Committee: Water and Waste, Riverbank Management and the Environment

Department: Water and Waste
Project: 2012000218
Service: Water
OurWinnipeg: Environment

| AUTHORIZATION | Previous Budgets | 2018 Estimate | FORECAST 2019 | 2020 | 2021 | 2022 | 2023 | Five-Year Forecast Total | Six-Year Total |
|---|---|---|---|---|---|---|---|---|---|
| Project Costs ($000's) | N/A* | - | 6,050 | - | 350 | 1,400 | - | 7,800 | 7,800 |
| Financed by: | | | | | | | | | |
| Retained Earnings | | | 6,050 | | 350 | 1,400 | | 7,800 | 7,800 |

| CASH FLOW | 2018 | 2019 | 2020 | 2021 | 2022 | 2023 | Beyond 2023 | Total |
|---|---|---|---|---|---|---|---|---|
| Project Costs ($000's) | - | 6,050 | - | 350 | 1,400 | - | - | 7,800 |
| Financed by: | | | | | | | | |
| Retained Earnings | | 6,050 | | 350 | 1,400 | | | 7,800 |

| NET OPERATING IMPACT ($000's) | 2018 | 2019 | 2020 |
|---|---|---|---|
| Operating costs | | | |
| External debt and finance charges | | | |
| Transfer to General Capital Fund | | | |
| **Total Direct Costs** | - | - | - |
| Less: Incremental Revenue/Recovery | | | |
| **Net Cost/(Benefit)** | - | - | - |
| **Incremental Full Time Equivalent Positions** | - | - | - |

Class Estimate: 4

The Shoal Lake Aqueduct, which has been in continuous service since 1919, is the sole water supply infrastructure for the City. The Shoal Lake Intake Structure is the transition headworks to receive water from Shoal Lake and to control the water flow into the Aqueduct. Given the critical nature of the intake structure and its associated venturi structure to the safe operation of the Aqueduct and the City's water supply, a condition assessment was undertaken and identified a number of rehabilitation and replacement requirements. This included the replacement and refurbishment of various mechanical components that date back to the original construction, upgrades to the mussel control system, as well as upgrades and improvements to the existing infrastructure. The recommended improvements will be completed in phases according to priority.

Preliminary design will provide a class 3 estimate prior to construction.

$1,750,000 from 2015 capital budget authorization was returned to Retained Earnings for redistribution and is being budgeted in future years of the project.

The expected life of this asset is 50 years.

* N/A - No amounts have been included in the "Previous Budgets" due to this project's on-going nature.

Project Name: **Aqueduct Condition Assessment and Rehabilitation**

Standing Policy Committee: Water and Waste, Riverbank Management and the Environment

Department: Water and Waste
Project: 2003000518
Service: Water
OurWinnipeg: Environment

| AUTHORIZATION | Previous Budgets | 2018 Estimate | FORECAST 2019 | 2020 | 2021 | 2022 | 2023 | Five-Year Forecast Total | Six-Year Total |
|---|---|---|---|---|---|---|---|---|---|
| Project Costs ($000's) | 1,500 | 900 | - | - | 1,000 | - | 1,000 | 2,000 | 2,900 |
| Financed by: | | | | | | | | | |
| Retained Earnings | | 400 | | | 1,000 | | 1,000 | 2,000 | 2,400 |
| Transfer From Prior Year Authorization | | 500 | | | | | | | 500 |

| CASH FLOW | 2018 | 2019 | 2020 | 2021 | 2022 | 2023 | Beyond 2023 | Total |
|---|---|---|---|---|---|---|---|---|
| Project Costs ($000's) | 900 | - | - | 1,000 | - | 1,000 | - | 2,900 |
| Financed by: | | | | | | | | |
| Retained Earnings | 400 | | | 1,000 | | 1,000 | | 2,400 |
| Transfer From Prior Year Authorization | 500 | | | | | | | 500 |

| NET OPERATING IMPACT ($000's) | 2018 | 2019 | 2020 |
|---|---|---|---|
| Operating costs | | | |
| External debt and finance charges | | | |
| Transfer to General Capital Fund | | | |
| **Total Direct Costs** | - | - | - |
| Less: Incremental Revenue/Recovery | | | |
| **Net Cost/(Benefit)** | - | - | - |
| **Incremental Full Time Equivalent Positions** | - | - | - |

Class Estimate: 4

The Shoal Lake Aqueduct, the Branch I and II Aqueducts, and the Branch Interconnection Aqueduct are specialized pipes which are unique in size, materials, construction techniques and failure modes. The Shoal Lake Aqueduct and the Branch I Aqueduct were installed between 1914 to 1918 and the Branch II and Interconnection Aqueducts were installed between 1959 and 1963. All of these require specialized inspection, testing, and maintenance to preserve the asset.

Funds are used for the condition assessment and rehabilitation of the aqueduct and branch aqueducts.

Preliminary planning will provide a class 3 estimate prior to inspection and/or construction.

Funding in 2018 includes $500,000 re-budgeted from capital budget authorized in 2015 - see Appendix 4.

The expected life of this asset is 40 years.

Project Name: **Tache Booster Pumping Station**

Standing Policy Committee: Water and Waste, Riverbank Management and the Environment

Department: Water and Waste
Project: 2005000619
Service: Water
OurWinnipeg: Environment

| AUTHORIZATION | Previous Budgets | 2018 Estimate | FORECAST 2019 | 2020 | 2021 | 2022 | 2023 | Five-Year Forecast Total | Six-Year Total |
|---|---|---|---|---|---|---|---|---|---|
| Project Costs ($000's) | 1,800 | - | 230 | - | 2,400 | - | - | 2,630 | 2,630 |
| Financed by: | | | | | | | | | |
| Retained Earnings | | | 230 | | 2,400 | | | 2,630 | 2,630 |

| CASH FLOW | 2018 | 2019 | 2020 | 2021 | 2022 | 2023 | Beyond 2023 | Total |
|---|---|---|---|---|---|---|---|---|
| Project Costs ($000's) | - | 230 | - | 2,400 | - | - | - | 2,630 |
| Financed by: | | | | | | | | |
| Retained Earnings | | 230 | | 2,400 | | | | 2,630 |

| NET OPERATING IMPACT ($000's) | 2018 | 2019 | 2020 |
|---|---|---|---|
| Operating costs | | | |
| External debt and finance charges | | | |
| Transfer to General Capital Fund | | | |
| **Total Direct Costs** | - | - | - |
| Less: Incremental Revenue/Recovery | | | |
| **Net Cost/(Benefit)** | - | - | - |
| **Incremental Full Time Equivalent Positions** | - | - | - |

Class Estimate: 4

The Tache Booster Pumping Station, on the Branch 1 Aqueduct, was constructed in 1950 in order to develop the full capacity of the aqueduct. A study identified a number of required upgrades to the pumping station and the aqueduct surge tower adjacent to the station. The work includes upgrading the station's electrical, heating and ventilation systems, upgrading the foundation and roof structures, and upgrading and reconfiguring the valve and piping system between the pumping station and the surge tower. Also, aesthetic, security fencing and landscaping upgrades to the site and facilities will be undertaken to coincide and assimilate with the proposed residential redevelopment of the surrounding area.

Preliminary design work will provide a class 3 estimate prior to construction.

The expected life of the rehabilitated asset is 50 years.

Project Name: **Pumping Stations and Reservoirs Structural Upgrades**

Standing Policy Committee: Water and Waste, Riverbank Management and the Environment

Department: Water and Waste
Project: 2005001218
Service: Water
OurWinnipeg: Environment

| AUTHORIZATION | Previous Budgets | 2018 Estimate | FORECAST 2019 | 2020 | 2021 | 2022 | 2023 | Five-Year Forecast Total | Six-Year Total |
|---|---|---|---|---|---|---|---|---|---|
| Project Costs ($000's) | N/A* | 600 | 400 | 400 | - | - | - | 800 | 1,400 |
| Financed by: | | | | | | | | | |
| Retained Earnings | | 600 | 400 | 400 | | | | 800 | 1,400 |

| CASH FLOW | 2018 | 2019 | 2020 | 2021 | 2022 | 2023 | Beyond 2023 | Total |
|---|---|---|---|---|---|---|---|---|
| Project Costs ($000's) | 600 | 400 | 400 | - | - | - | - | 1,400 |
| Financed by: | | | | | | | | |
| Retained Earnings | 600 | 400 | 400 | | | | | 1,400 |

| NET OPERATING IMPACT ($000's) | 2018 | 2019 | 2020 |
|---|---|---|---|
| Operating costs | | | |
| External debt and finance charges | | | |
| Transfer to General Capital Fund | | | |
| **Total Direct Costs** | - | - | - |
| Less: Incremental Revenue/Recovery | | | |
| **Net Cost/(Benefit)** | - | - | - |
| **Incremental Full Time Equivalent Positions** | - | - | - |

Class Estimate: 5

The McPhillips, Wilkes and MacLean reservoirs provide balancing storage to meet fluctuating daily water demands; the McPhillips, Hurst, and MacLean pumping stations provide the final pumping to deliver water to the Water Utility customers. The pump stations and reservoirs were constructed in the early 1960s. It is anticipated that the building structures will require upgrading to ensure the uninterrupted operation of these pumping facilities. A preliminary assessment of the north cell at the Wilkes Reservoir found that major rehabilitation was required to ensure continued reliable operation.

Upon completion of the rehabilitation work at the Wilkes Reservoir North Cell, condition assessments will be undertaken at the remaining reservoirs to identify any repairs needed to ensure the reservoirs remain operational for the next 50 years.

Class 3 estimates will be developed prior to award of work.

The expected life of these assets is 50 years.

* N/A - No amounts have been included in the "Previous Budgets" due to this project's on-going nature.

Project Name: **Chlorination Upgrading at Pumping Stations**

Standing Policy Committee: Water and Waste, Riverbank Management and the Environment

Department: Water and Waste
Project: 2005001121

Service: Water
OurWinnipeg: Environment

| AUTHORIZATION | Previous Budgets | 2018 Estimate | FORECAST 2019 | 2020 | 2021 | 2022 | 2023 | Five-Year Forecast Total | Six-Year Total |
|---|---|---|---|---|---|---|---|---|---|
| Project Costs ($000's) | 200 | - | - | - | 3,575 | - | - | 3,575 | 3,575 |
| Financed by: | | | | | | | | | |
| Retained Earnings | | | | | 3,575 | | | 3,575 | 3,575 |

| CASH FLOW | 2018 | 2019 | 2020 | 2021 | 2022 | 2023 | Beyond 2023 | Total |
|---|---|---|---|---|---|---|---|---|
| Project Costs ($000's) | - | - | - | 3,575 | - | - | - | 3,575 |
| Financed by: | | | | | | | | |
| Retained Earnings | | | | 3,575 | | | | 3,575 |

| NET OPERATING IMPACT ($000's) | 2018 | 2019 | 2020 |
|---|---|---|---|
| Operating costs | | | |
| External debt and finance charges | | | |
| Transfer to General Capital Fund | | | |
| **Total Direct Costs** | - | - | - |
| Less: Incremental Revenue/Recovery | | | |
| **Net Cost/(Benefit)** | - | - | - |
| **Incremental Full Time Equivalent Positions** | - | - | - |

Class Estimate: 4

The Drinking Water Quality Strategy Project has determined that chlorination at the existing pumping stations should continue in order to maintain a chlorine residual in the distribution system. The existing chlorination system uses chlorine gas, which is a hazardous chemical. To reduce risks, a bulk hypochlorite system will be designed and installed at the pumping stations to replace the gas chlorine systems or chlorine gas scrubbers will be added to the existing system.

Preliminary design work will provide a class 3 estimate prior to construction.

$225,000 from 2015 capital budget authorization was returned to Retained Earnings for redistribution and is being budgeted in future years of the project.

The expected life of these assets is 25 years.

Project Name: **Water Supervisory Control and Data Acquisition (SCADA) Upgrade**

Standing Policy Committee: Water and Waste, Riverbank Management and the Environment

Department: Water and Waste
Project: 2005000219

Service: Water
OurWinnipeg: Environment

| AUTHORIZATION | Previous Budgets | 2018 Estimate | FORECAST 2019 | 2020 | 2021 | 2022 | 2023 | Five-Year Forecast Total | Six-Year Total |
|---|---|---|---|---|---|---|---|---|---|
| Project Costs ($000's) | 12,300 | - | 1,539 | - | - | - | - | 1,539 | 1,539 |
| Financed by: | | | | | | | | | |
| Retained Earnings | | | 1,539 | | | | | 1,539 | 1,539 |

| CASH FLOW | 2018 | 2019 | 2020 | 2021 | 2022 | 2023 | Beyond 2023 | Total |
|---|---|---|---|---|---|---|---|---|
| Project Costs ($000's) | - | 1,539 | - | - | - | - | - | 1,539 |
| Financed by: | | | | | | | | |
| Retained Earnings | | 1,539 | | | | | | 1,539 |

| NET OPERATING IMPACT ($000's) | 2018 | 2019 | 2020 |
|---|---|---|---|
| Operating costs | | | |
| External debt and finance charges | | | |
| Transfer to General Capital Fund | | | |
| **Total Direct Costs** | - | - | - |
| Less: Incremental Revenue/Recovery | | | |
| **Net Cost/(Benefit)** | - | - | - |
| **Incremental Full Time Equivalent Positions** | - | - | - |

Class Estimate: 3

The City's Regional SCADA system which is used to provide automated control and visualization of the water supply and distribution system has reached the end of its useful life. Further, the Programmable Logic Controllers (PLCs) which are specialized hardware with customized software that provide local control of the water distribution system have also reached the end of their useful life. To ensure a continuous supply of water to the City of Winnipeg, the Regional SCADA system and PLCs need to be replaced. Power reliability upgrades will be undertaken in conjunction with the SCADA and PLC upgrades to address shortcomings in the existing control and instrumentation design and will add redundancy to ensure greater station reliability.

Funding in 2019 includes $1,539,000 that has been cancelled from the Pumping Stations Reliability Upgrades approved capital and added as a new ask in the Water Supervisory Control and Data Acquisition (SCADA) Upgrade capital account as the work will be undertaken jointly.

The expected life of these assets ranges from 5 to 12 years.

Project Name: **Waterworks System Security Upgrades**

Standing Policy Committee: Water and Waste, Riverbank Management and the Environment

Department: Water and Waste
Project: 2001001519

Service: Water
OurWinnipeg: Environment

| AUTHORIZATION | Previous Budgets | 2018 Estimate | FORECAST 2019 | 2020 | 2021 | 2022 | 2023 | Five-Year Forecast Total | Six-Year Total |
|---|---|---|---|---|---|---|---|---|---|
| Project Costs ($000's) | N/A * | - | 325 | 872 | 200 | - | - | 1,397 | 1,397 |
| Financed by: | | | | | | | | | |
| Retained Earnings | | | 325 | 872 | 200 | | | 1,397 | 1,397 |

| CASH FLOW | 2018 | 2019 | 2020 | 2021 | 2022 | 2023 | Beyond 2023 | Total |
|---|---|---|---|---|---|---|---|---|
| Project Costs ($000's) | - | 325 | 872 | 200 | - | - | - | 1,397 |
| Financed by: | | | | | | | | |
| Retained Earnings | | 325 | 872 | 200 | | | | 1,397 |

| NET OPERATING IMPACT ($000's) | 2018 | 2019 | 2020 |
|---|---|---|---|
| Operating costs | | | |
| External debt and finance charges | | | |
| Transfer to General Capital Fund | | | |
| **Total Direct Costs** | - | - | - |
| Less: Incremental Revenue/Recovery | | | |
| **Net Cost/(Benefit)** | - | - | - |
| **Incremental Full Time Equivalent Positions** | - | - | - |

Class Estimate: 5

The waterworks system is made up of complex infrastructure that delivers water from Shoal Lake to Winnipeg homes and businesses. Operating the waterworks system is subject to legislation including the Drinking Water Safety Act, Public Health Act, Operator Certification Regulations, Workplace Safety and Health Act, and Environment Act. Safeguarding our infrastructure from accidental or intentional damage or destruction is critical to drinking water quality and public health. Funding is required for increased security measures to adequately protect the waterworks system.

Preliminary design work will provide a class 3 estimate prior to construction.

$450,000 from 2015 capital budget authorization was returned to Retained Earnings for redistribution and is being budgeted in future years of the project.

* N/A - No amounts have been included in the "Previous Budgets" due to this project's on-going nature.

Project Name: **Regulatory Assessment of Water System Infrastructure and Supply Sources**

Standing Policy Committee: Water and Waste, Riverbank Management and the Environment

Department: Water and Waste
Project: 2001000721
Service: Water
OurWinnipeg: Environment

| AUTHORIZATION | Previous Budgets | 2018 Estimate | FORECAST 2019 | 2020 | 2021 | 2022 | 2023 | Five-Year Forecast Total | Six-Year Total |
|---|---|---|---|---|---|---|---|---|---|
| Project Costs ($000's) | 450 | - | - | - | 575 | - | - | 575 | 575 |
| Financed by: | | | | | | | | | |
| Retained Earnings | | | | | 575 | | | 575 | 575 |

| CASH FLOW | 2018 | 2019 | 2020 | 2021 | 2022 | 2023 | Beyond 2023 | Total |
|---|---|---|---|---|---|---|---|---|
| Project Costs ($000's) | - | - | - | 575 | - | - | - | 575 |
| Financed by: | | | | | | | | |
| Retained Earnings | | | | 575 | | | | 575 |

| NET OPERATING IMPACT ($000's) | 2018 | 2019 | 2020 |
|---|---|---|---|
| Operating costs | | | |
| External debt and finance charges | | | |
| Transfer to General Capital Fund | | | |
| **Total Direct Costs** | - | - | - |
| Less: Incremental Revenue/Recovery | | | |
| **Net Cost/(Benefit)** | - | - | - |
| **Incremental Full Time Equivalent Positions** | - | - | - |

Class Estimate: 3

A drinking water system Infrastructure Assessment is required under the Provincial Drinking Water Safety Act. The objective of the report is to carry out an onsite evaluation to identify, analyze, and mitigate any potential adverse health risks and environmental impacts associated with the water system in a "source to tap" methodology. This work will also determine whether the water system's source, facilities, equipment, and operations are effective in producing safe drinking water, and meet current regulations.

Infrastructure assessment reports are required on a five-year reporting frequency.

Project Name: **Water Treatment Plant Capacity Validation**

Standing Policy Committee: Water and Waste, Riverbank Management and the Environment

Department: Water and Waste
Project: 2002500718
Service: Water
OurWinnipeg: Environment

| AUTHORIZATION | Previous Budgets | 2018 Estimate | FORECAST 2019 | 2020 | 2021 | 2022 | 2023 | Five-Year Forecast Total | Six-Year Total |
|---|---|---|---|---|---|---|---|---|---|
| Project Costs ($000's) | - | 150 | - | - | - | - | - | - | 150 |
| Financed by: | | | | | | | | | |
| Retained Earnings | | 150 | | | | | | - | 150 |

| CASH FLOW | 2018 | 2019 | 2020 | 2021 | 2022 | 2023 | Beyond 2023 | Total |
|---|---|---|---|---|---|---|---|---|
| Project Costs ($000's) | 150 | - | - | - | - | - | - | 150 |
| Financed by: | | | | | | | | |
| Retained Earnings | 150 | | | | | | | 150 |

| NET OPERATING IMPACT ($000's) | 2018 | 2019 | 2020 |
|---|---|---|---|
| Operating costs | | | |
| External debt and finance charges | | | |
| Transfer to General Capital Fund | | | |
| **Total Direct Costs** | - | - | - |
| Less: Incremental Revenue/Recovery | | | |
| **Net Cost/(Benefit)** | - | - | - |
| **Incremental Full Time Equivalent Positions** | - | - | - |

Class Estimate: 5

The City's first Water Treatment Plant (WTP) began to supply treated water to the City late in 2009. The WTP was designed for cold and warm water production rates of 272 and 400 Megalitres per day (MLD), respectively. The maximum capacity of the WTP for both cold and warm water conditions must be validated over the next 5 to 10 years in order to identify the timing of capacity limitations and to plan for future upgrades. Validating capacity will minimize the risk that the City may be unprepared for operating at or near maximum treatment capacity as water demand increases from population growth.

The City's Pilot Scale Water Treatment Plant can be used to validate maximum process rates under a range of operating and water temperature conditions. This project is to retain an engineering consultant to coordinate and document the work of an engineering study, develop testing protocols, etc. The work may also present an opportunity to consider optimization of the entire treatment process to minimize the inputs of energy and chemicals.

The study will be updated to a class 3 estimate following the development of the request for proposal (RFP) document.

Project Name: **Branch 1 Aqueduct at Seine River - Riverbank Stabilization (East Side)**

Standing Policy Committee: Water and Waste, Riverbank Management and the Environment

Department: Water and Waste
Project: 2003000918

Service: Water
OurWinnipeg: Environment

| AUTHORIZATION | Previous Budgets | 2018 Estimate | FORECAST 2019 | 2020 | 2021 | 2022 | 2023 | Five-Year Forecast Total | Six-Year Total |
|---|---|---|---|---|---|---|---|---|---|
| Project Costs ($000's) | 2,400 | 500 | - | - | - | - | - | - | 500 |
| Financed by: | | | | | | | | | |
| Retained Earnings | | 500 | | | | | | - | 500 |

| CASH FLOW | 2018 | 2019 | 2020 | 2021 | 2022 | 2023 | Beyond 2023 | Total |
|---|---|---|---|---|---|---|---|---|
| Project Costs ($000's) | 500 | - | - | - | - | - | - | 500 |
| Financed by: | | | | | | | | |
| Retained Earnings | 500 | | | | | | | 500 |

| NET OPERATING IMPACT ($000's) | 2018 | 2019 | 2020 |
|---|---|---|---|
| Operating costs | | | |
| External debt and finance charges | | | |
| Transfer to General Capital Fund | | | |
| **Total Direct Costs** | - | - | - |
| Less: Incremental Revenue/Recovery | | | |
| **Net Cost/(Benefit)** | - | - | - |
| **Incremental Full Time Equivalent Positions** | - | - | - |

Class Estimate: 3

A comprehensive condition assessment of the Branch I Aqueduct reach of the Shoal Lake Aqueduct (Deacon Reservoir to McPhillips Pumping Station and Reservoir) was undertaken for its entire length from 1994 to 1996. A program to assess the stability of the riverbanks adjacent to the Branch I Aqueduct where it crosses the Seine River commenced in early 1997. Downslope movement of the east riverbank has been recorded since that time and internal structural inspection of the Aqueduct has not revealed any distress of the pipe as yet. Monitoring of cumulative slope movements along the east bank of the Seine River have revealed increased downslope movement along a well-defined shear zone. If the trend of observed riverbank movement continues, the Aqueduct will inevitably be impacted along the east riverbank. Stabilization of the riverbank is required to protect the Branch 1 Aqueduct.

Funding is for engineering and construction of riverbank stabilization works to be undertaken before the Aqueduct is impacted.

On September 27, 2017 Council approved a first charge against the 2018 Capital Budget of up to $500,000 to allow for contract procurement.

The expected life of this asset is 50 years.

See also tax supported riverbank project “Riverbank Stabilization – Physical Asset Protection”.

Project Name: **Water Treatment Research and Process Optimization**

Standing Policy Committee: Water and Waste, Riverbank Management and the Environment

Department: Water and Waste
Project: 2002500618

Service: Water
OurWinnipeg: Environment

| AUTHORIZATION | Previous Budgets | 2018 Estimate | FORECAST 2019 | 2020 | 2021 | 2022 | 2023 | Five-Year Forecast Total | Six-Year Total |
|---|---|---|---|---|---|---|---|---|---|
| Project Costs ($000's) | 2,604 | 560 | - | - | - | - | - | - | 560 |
| Financed by: | | | | | | | | | |
| Retained Earnings | | 560 | | | | | | - | 560 |

| CASH FLOW | 2018 | 2019 | 2020 | 2021 | 2022 | 2023 | Beyond 2023 | Total |
|---|---|---|---|---|---|---|---|---|
| Project Costs ($000's) | 560 | - | - | - | - | - | - | 560 |
| Financed by: | | | | | | | | |
| Retained Earnings | 560 | | | | | | | 560 |

| NET OPERATING IMPACT ($000's) | 2018 | 2019 | 2020 |
|---|---|---|---|
| Operating costs | | | |
| External debt and finance charges | | | |
| Transfer to General Capital Fund | | | |
| **Total Direct Costs** | - | - | - |
| Less: Incremental Revenue/Recovery | | | |
| **Net Cost/(Benefit)** | - | - | - |
| **Incremental Full Time Equivalent Positions** | - | - | - |

Class Estimate: 3

The water treatment research and process optimization facility was constructed to facilitate ongoing water treatment research and optimization of the existing water treatment process. This is a small scale model replicating the water treatment process.

In 2013, a relatively high number of discoloured water events occurred in the water distribution system. The Discoloured Water Investigation Study (CH2M Hill, 2013) revealed high levels of manganese in the discoloured water samples and identified ferric chloride, the chemical used for coagulation, as the primary source of manganese. The report recommended that pilot scale testing of an alternate coagulant be performed.

Following the testing of alternate coagulants, the small scale model will allow for ongoing study of the City's water treatment processes to enable continuous improvement and system optimization.

A class 3 estimate will be obtained prior to contract award.

The expected life of this asset is 25 years.

Project Name: **Deacon Reservoir Cell Rehabilitation**

Standing Policy Committee: Water and Waste, Riverbank Management and the Environment

Department: Water and Waste
Project: 2011000122

Service: Water
OurWinnipeg: Environment

| AUTHORIZATION | Previous Budgets | 2018 Estimate | FORECAST 2019 | 2020 | 2021 | 2022 | 2023 | Five-Year Forecast Total | Six-Year Total |
|---|---|---|---|---|---|---|---|---|---|
| Project Costs ($000's) | 3,425 | - | - | - | - | 100 | - | 100 | 100 |
| Financed by: | | | | | | | | | |
| Retained Earnings | | | | | | 100 | | 100 | 100 |

| CASH FLOW | 2018 | 2019 | 2020 | 2021 | 2022 | 2023 | Beyond 2023 | Total |
|---|---|---|---|---|---|---|---|---|
| Project Costs ($000's) | - | - | - | - | 100 | - | - | 100 |
| Financed by: | | | | | | | | |
| Retained Earnings | | | | | 100 | | | 100 |

| NET OPERATING IMPACT ($000's) | 2018 | 2019 | 2020 |
|---|---|---|---|
| Operating costs | | | |
| External debt and finance charges | | | |
| Transfer to General Capital Fund | | | |
| **Total Direct Costs** | - | - | - |
| Less: Incremental Revenue/Recovery | | | |
| **Net Cost/(Benefit)** | - | - | - |
| **Incremental Full Time Equivalent Positions** | - | - | - |

Class Estimate: 5

The Deacon Reservoir is used to supplement the City's water supply when the daily demand exceeds the capacity of the Shoal Lake Aqueduct and to provide water during Shoal Lake Aqueduct shut downs. A topographic survey of the top of the reservoir dikes found some top of dike elevations that were substantially lower than design elevations. Geotechnical testing was completed and found that the dike fill remains well compacted and consolidation of the soils below the dikes is ongoing but is slowing over time. Based on existing water demands and the operational strategy of the reservoir, consolidation will continue to be monitored through dike surveys and any dike raises will be deferred until water demands increase.

Work completed under previous budgets has included the repair of the two precast concrete box culverts that cross under PTH 207 which convey water from Cell No. 2 to Cell No. 1.

The expected life of this asset is 50 years.

Project Name: **Deacon Booster Pumping Station Suction Header Divider Wall and Valve**

Standing Policy Committee: Water and Waste, Riverbank Management and the Environment

Department: Water and Waste
Project: 2005000920

Service: Water
OurWinnipeg: Environment

| AUTHORIZATION | Previous Budgets | 2018 Estimate | FORECAST 2019 | 2020 | 2021 | 2022 | 2023 | Five-Year Forecast Total | Six-Year Total |
|---|---|---|---|---|---|---|---|---|---|
| Project Costs ($000's) | 57 | - | - | 1,245 | - | - | - | 1,245 | 1,245 |
| Financed by: | | | | | | | | | |
| Retained Earnings | | | | 1,245 | | | | 1,245 | 1,245 |

| CASH FLOW | 2018 | 2019 | 2020 | 2021 | 2022 | 2023 | Beyond 2023 | Total |
|---|---|---|---|---|---|---|---|---|
| Project Costs ($000's) | - | - | 1,245 | - | - | - | - | 1,245 |
| Financed by: | | | | | | | | |
| Retained Earnings | | | 1,245 | | | | | 1,245 |

| NET OPERATING IMPACT ($000's) | 2018 | 2019 | 2020 |
|---|---|---|---|
| Operating costs | | | |
| External debt and finance charges | | | |
| Transfer to General Capital Fund | | | |
| **Total Direct Costs** | - | - | - |
| Less: Incremental Revenue/Recovery | | | |
| **Net Cost/(Benefit)** | - | - | - |
| **Incremental Full Time Equivalent Positions** | - | - | - |

Class Estimate: 5

The Deacon Booster Pumping Station suction header pipe has been identified as a single point of failure for the supply of treated water to the City. The works will include the installation of a wall and valve in the mid-point on the suction header to effectively divide the suction header. This will permit a continuous supply of water to the City in the event a leak occurs on this suction header.

$143,000 from 2016 capital budget authorization was returned to Retained Earnings for redistribution and is being budgeted in future years of the project.

The expected life of this asset is 50 years.

Project Name: **Hurst Pumping Station Building - Structural Repairs**

Standing Policy Committee: Water and Waste, Riverbank Management and the Environment

Department: Water and Waste
Project: 2005000718
Service: Water
OurWinnipeg: Environment

| AUTHORIZATION | Previous Budgets | 2018 Estimate | FORECAST 2019 | 2020 | 2021 | 2022 | 2023 | Five-Year Forecast Total | Six-Year Total |
|---|---|---|---|---|---|---|---|---|---|
| Project Costs ($000's) | 505 | 2,425 | - | - | - | - | - | - | 2,425 |
| Financed by: | | | | | | | | | |
| Retained Earnings | | 2,425 | | | | | | - | 2,425 |

| CASH FLOW | 2018 | 2019 | 2020 | 2021 | 2022 | 2023 | Beyond 2023 | Total |
|---|---|---|---|---|---|---|---|---|
| Project Costs ($000's) | 2,425 | - | - | - | - | - | - | 2,425 |
| Financed by: | | | | | | | | |
| Retained Earnings | 2,425 | | | | | | | 2,425 |

| NET OPERATING IMPACT ($000's) | 2018 | 2019 | 2020 |
|---|---|---|---|
| Operating costs | | | |
| External debt and finance charges | | | |
| Transfer to General Capital Fund | | | |
| **Total Direct Costs** | - | - | - |
| Less: Incremental Revenue/Recovery | | | |
| **Net Cost/(Benefit)** | - | - | - |
| **Incremental Full Time Equivalent Positions** | - | - | - |

Class Estimate: 3

Hurst Pumping Station was originally constructed in 1960 and an addition was completed in 1993. Several remedial measures are required address ongoing issues at the station. These works include: replacement of the existing roofing system, introduction of new roof drains, removal of interior cork insulation, safety improvements, repairs to the building's exterior cladding, surface drainage improvements, and modifications to the Hurst drainage building.

The expected life of this asset is 50 years.

Project Name: **Deacon Site Flood Protection**

Standing Policy Committee: Water and Waste, Riverbank Management and the Environment

Department: Water and Waste
Project: 2002500518

Service: Water
OurWinnipeg: Environment

| AUTHORIZATION | Previous Budgets | 2018 Estimate | FORECAST 2019 | 2020 | 2021 | 2022 | 2023 | Five-Year Forecast Total | Six-Year Total |
|---|---|---|---|---|---|---|---|---|---|
| Project Costs ($000's) | 1,825 | 300 | - | - | - | - | - | - | 300 |
| Financed by: | | | | | | | | | |
| Transfer From Prior Year Authorization | | 300 | | | | | | - | 300 |

| CASH FLOW | 2018 | 2019 | 2020 | 2021 | 2022 | 2023 | Beyond 2023 | Total |
|---|---|---|---|---|---|---|---|---|
| Project Costs ($000's) | 300 | - | - | - | - | - | - | 300 |
| Financed by: | | | | | | | | |
| Transfer From Prior Year Authorization | 300 | | | | | | | 300 |

| NET OPERATING IMPACT ($000's) | 2018 | 2019 | 2020 |
|---|---|---|---|
| Operating costs | | | |
| External debt and finance charges | | | |
| Transfer to General Capital Fund | | | |
| **Total Direct Costs** | - | - | - |
| Less: Incremental Revenue/Recovery | | | |
| **Net Cost/(Benefit)** | - | - | - |
| **Incremental Full Time Equivalent Positions** | - | - | - |

Class Estimate: 5

The Deacon site ditch drainage system experienced overland flooding due to high water levels in the drain discharging into the floodway during the 1997 flood. With the expanded floodway and the increased water levels, additional flood protection measures must be installed to protect the Water Treatment Plant and related onsite buildings.

Preliminary design work will provide a class 3 estimate prior to construction.

Funding in 2018 includes a re-budgeted amount from 2015 approved capital budget for this project - see Appendix 4.

The expected life of this asset is 50 years.

Project Name: **HVAC Upgrades at Pumping Stations**

Standing Policy Committee: Water and Waste, Riverbank Management and the Environment

Department: Water and Waste
Project: 2005001418
Service: Water
OurWinnipeg: Environment

| AUTHORIZATION | Previous Budgets | 2018 Estimate | FORECAST 2019 | 2020 | 2021 | 2022 | 2023 | Five-Year Forecast Total | Six-Year Total |
|---|---|---|---|---|---|---|---|---|---|
| Project Costs ($000's) | - | 1,000 | 4,005 | - | - | - | - | 4,005 | 5,005 |
| Financed by: | | | | | | | | | |
| Retained Earnings | | 1,000 | 4,005 | | | | | 4,005 | 5,005 |

| CASH FLOW | 2018 | 2019 | 2020 | 2021 | 2022 | 2023 | Beyond 2023 | Total |
|---|---|---|---|---|---|---|---|---|
| Project Costs ($000's) | 1,000 | 4,005 | - | - | - | - | - | 5,005 |
| Financed by: | | | | | | | | |
| Retained Earnings | 1,000 | 4,005 | | | | | | 5,005 |

| NET OPERATING IMPACT ($000's) | 2018 | 2019 | 2020 |
|---|---|---|---|
| Operating costs | | | |
| External debt and finance charges | | | |
| Transfer to General Capital Fund | | | |
| **Total Direct Costs** | - | - | - |
| Less: Incremental Revenue/Recovery | | | |
| **Net Cost/(Benefit)** | - | - | - |
| **Incremental Full Time Equivalent Positions** | - | - | - |

Class Estimate: 4

The McPhillips, Hurst and MacLean pumping stations provide the final pumping to deliver water to the water utility customers. The pump stations use chillers and distribution water to maintain operating temperatures in the facilities and for the equipment. The chillers at McPhillips and Hurst will have to be replaced as the refrigerant that is used will be phased out in 2020. The natural gas engines and the fluid couplings use distribution water for cooling which is then sent to waste. Closed loop fluid coolers will be installed at Hurst, McPhillips and MacLean and the heat recovery will be installed to heat make-up air during winter operations.

Preliminary design work will provide a class 3 estimate prior to construction.

The estimated life of this asset is 20 years.

Project Name: **Ultraviolet Light Disinfection System Upgrade**

Standing Policy Committee: Water and Waste, Riverbank Management and the Environment

Department: Water and Waste
Project: 2005001519
Service: Water
OurWinnipeg: Environment

| AUTHORIZATION | Previous Budgets | 2018 Estimate | FORECAST 2019 | 2020 | 2021 | 2022 | 2023 | Five-Year Forecast Total | Six-Year Total |
|---|---|---|---|---|---|---|---|---|---|
| Project Costs ($000's) | 1,762 | - | 585 | - | - | - | - | 585 | 585 |
| Financed by: | | | | | | | | | |
| Retained Earnings | | | 585 | | | | | 585 | 585 |

| CASH FLOW | 2018 | 2019 | 2020 | 2021 | 2022 | 2023 | Beyond 2023 | Total |
|---|---|---|---|---|---|---|---|---|
| Project Costs ($000's) | - | 585 | - | - | - | - | - | 585 |
| Financed by: | | | | | | | | |
| Retained Earnings | | 585 | | | | | | 585 |

| NET OPERATING IMPACT ($000's) | 2018 | 2019 | 2020 |
|---|---|---|---|
| Operating costs | | (20) | (40) |
| External debt and finance charges | | | |
| Transfer to General Capital Fund | | | |
| **Total Direct Costs** | - | (20) | (40) |
| Less: Incremental Revenue/Recovery | | | |
| **Net Cost/(Benefit)** | - | (20) | (40) |
| **Incremental Full Time Equivalent Positions** | - | - | - |

Class Estimate: 3

Filtered water produced by the Water Treatment Plant undergoes final treatment by ultraviolet light at the Deacon Booster Pumping Station before being delivered to the City's water distribution system. The ultraviolet light disinfection system is an integral pathogen barrier in the treatment process. An assessment report was finalized in 2016 to evaluate upgrade options to address recent research findings in medium-pressure lamp technology, maintenance concerns from several key system components at or near the end of their useful life, as well as optimization of the system for the treated water quality. Funding is to complete the recommended upgrades.

$373,481 from 2014 capital budget authorization was returned to Retained Earnings for redistribution and is being budgeted in future years of the project.

The expected life of this asset is 20 years.

Project Name: **Discharge Meter Upgrades at the In-town Pumping Stations**

Standing Policy Committee: Water and Waste, Riverbank Management and the Environment

Department: Water and Waste
Project: 2005001620
Service: Water
OurWinnipeg: Environment

| AUTHORIZATION | Previous Budgets | 2018 Estimate | FORECAST 2019 | 2020 | 2021 | 2022 | 2023 | Five-Year Forecast Total | Six-Year Total |
|---|---|---|---|---|---|---|---|---|---|
| Project Costs ($000's) | - | - | - | 370 | - | - | - | 370 | 370 |
| Financed by: | | | | | | | | | |
| Retained Earnings | | | | 370 | | | | 370 | 370 |

| CASH FLOW | 2018 | 2019 | 2020 | 2021 | 2022 | 2023 | Beyond 2023 | Total |
|---|---|---|---|---|---|---|---|---|
| Project Costs ($000's) | - | - | 370 | - | - | - | - | 370 |
| Financed by: | | | | | | | | |
| Retained Earnings | | | 370 | | | | | 370 |

| NET OPERATING IMPACT ($000's) | 2018 | 2019 | 2020 |
|---|---|---|---|
| Operating costs | | | |
| External debt and finance charges | | | |
| Transfer to General Capital Fund | | | |
| **Total Direct Costs** | - | - | - |
| Less: Incremental Revenue/Recovery | | | |
| **Net Cost/(Benefit)** | - | - | - |
| **Incremental Full Time Equivalent Positions** | - | - | - |

Class Estimate: 4

The in-town pumping stations supply 100% of the City's daily water use. Accurate flow measurement of water leaving the pumping stations is critical to the operation of the water distribution system. Due to age and lack of hardware support, the existing flow meters require replacement to ensure reliability and to meet current level of service.

Preliminary design will provide a class 3 estimate prior to construction.

The estimated life of this asset is 25 years.

Project Name: **Water Treatment Plant Asset Refurbishment and Replacement**

Standing Policy Committee: Water and Waste, Riverbank Management and the Environment

Department: Water and Waste
Project: 2002500818
Service: Water
OurWinnipeg: Environment

| AUTHORIZATION | Previous Budgets | 2018 Estimate | FORECAST 2019 | 2020 | 2021 | 2022 | 2023 | Five-Year Forecast Total | Six-Year Total |
|---|---|---|---|---|---|---|---|---|---|
| Project Costs ($000's) | - | 125 | 575 | 4,650 | - | - | - | 5,225 | 5,350 |
| Financed by: | | | | | | | | | |
| Retained Earnings | | 125 | 575 | 4,650 | | | | 5,225 | 5,350 |

| CASH FLOW | 2018 | 2019 | 2020 | 2021 | 2022 | 2023 | Beyond 2023 | Total |
|---|---|---|---|---|---|---|---|---|
| Project Costs ($000's) | 125 | 575 | 4,650 | - | - | - | - | 5,350 |
| Financed by: | | | | | | | | |
| Retained Earnings | 125 | 575 | 4,650 | | | | | 5,350 |

| NET OPERATING IMPACT ($000's) | 2018 | 2019 | 2020 |
|---|---|---|---|
| Operating costs | | | |
| External debt and finance charges | | | |
| Transfer to General Capital Fund | | | |
| **Total Direct Costs** | - | - | - |
| Less: Incremental Revenue/Recovery | | | |
| **Net Cost/(Benefit)** | - | - | - |
| **Incremental Full Time Equivalent Positions** | - | - | - |

Class Estimate: 5

The Water Treatment Plant provides treated drinking water to the City of Winnipeg. The continued upkeep and maintenance of the Water Treatment Plant's assets is required to ensure a continuous supply of water. An asset refurbishment and replacement plan has been developed to address asset lifecycle issues at the Water Treatment Plant as they arise.

Condition assessment of the Water Treatment Plant assets is ongoing and the asset refurbishment and replacement program will address items as they are identified and prioritized.

Individual projects within this program will be revised to Class 3 estimates through preliminary engineering prior to construction.

The estimated life of a rehabilitated asset ranges from 20 to 80 years, depending on asset type, condition, and the rehabilitation method used.

Project Name: **Feeder Main Condition Assessment and Rehabilitation**

Standing Policy Committee: Water and Waste, Riverbank Management and the Environment

Department: Water and Waste
Project: 2004000718

Service: Water
OurWinnipeg: Environment

| AUTHORIZATION | Previous Budgets | 2018 Estimate | FORECAST 2019 | 2020 | 2021 | 2022 | 2023 | Five-Year Forecast Total | Six-Year Total |
|---|---|---|---|---|---|---|---|---|---|
| Project Costs ($000's) | N/A * | 1,350 | 2,850 | 2,200 | 1,000 | 1,100 | 1,225 | 8,375 | 9,725 |
| Financed by: | | | | | | | | | |
| Retained Earnings | | 1,350 | 2,850 | 2,200 | 1,000 | 1,100 | 1,225 | 8,375 | 9,725 |

| CASH FLOW | 2018 | 2019 | 2020 | 2021 | 2022 | 2023 | Beyond 2023 | Total |
|---|---|---|---|---|---|---|---|---|
| Project Costs ($000's) | 1,350 | 2,850 | 2,200 | 1,000 | 1,100 | 1,225 | - | 9,725 |
| Financed by: | | | | | | | | |
| Retained Earnings | 1,350 | 2,850 | 2,200 | 1,000 | 1,100 | 1,225 | | 9,725 |

| NET OPERATING IMPACT ($000's) | 2018 | 2019 | 2020 |
|---|---|---|---|
| Operating costs | | | |
| External debt and finance charges | | | |
| Transfer to General Capital Fund | | | |
| **Total Direct Costs** | - | - | - |
| Less: Incremental Revenue/Recovery | | | |
| **Net Cost/(Benefit)** | - | - | - |
| **Incremental Full Time Equivalent Positions** | - | - | - |

Class Estimate: Not applicable, as this is a scalable program

Feeder mains are specialized pipes which are unique in size, materials, construction techniques, and failure modes. The majority of feeder mains were installed in the 1960s and require inspection, testing, and maintenance to preserve the asset.

The program will also include replacement of valves and operators, related pipe connections, valve chambers, structural assessments, and restoration works. This is an ongoing program with additional funding being included in future years.

Additional investments in Feeder Main Condition Assessment and Rehabilitation is being put forward as a result of recent and ongoing condition assessment.

The estimated life of a rehabilitated asset ranges from 20 to 80 years, depending on asset type, condition, and the rehabilitation method used.

* N/A - No amounts have been included in the "Previous Budgets" due to this project's on-going nature.

Project Name: **Building Renovations - 1199 Pacific Avenue**

Standing Policy Committee: Water and Waste, Riverbank Management and the Environment

Department: Water and Waste
Project: 2001000818

Service: Water
OurWinnipeg: Environment

| AUTHORIZATION | Previous Budgets | 2018 Estimate | FORECAST 2019 | 2020 | 2021 | 2022 | 2023 | Five-Year Forecast Total | Six-Year Total |
|---|---|---|---|---|---|---|---|---|---|
| Project Costs ($000's) | - | 110 | - | - | - | - | 2,100 | 2,100 | 2,210 |
| Financed by: | | | | | | | | | |
| Retained Earnings | | 110 | | | | | 2,100 | 2,100 | 2,210 |

| CASH FLOW | 2018 | 2019 | 2020 | 2021 | 2022 | 2023 | Beyond 2023 | Total |
|---|---|---|---|---|---|---|---|---|
| Project Costs ($000's) | 110 | - | - | - | - | 2,100 | - | 2,210 |
| Financed by: | | | | | | | | |
| Retained Earnings | 110 | | | | | 2,100 | | 2,210 |

| NET OPERATING IMPACT ($000's) | 2018 | 2019 | 2020 |
|---|---|---|---|
| Operating costs | | | |
| External debt and finance charges | | | |
| Transfer to General Capital Fund | | | |
| **Total Direct Costs** | - | - | - |
| Less: Incremental Revenue/Recovery | | | |
| **Net Cost/(Benefit)** | - | - | - |
| **Incremental Full Time Equivalent Positions** | - | - | - |

Class Estimate: 3 - applies to 2018 only

Reconfiguration and/or renovations to the Water and Waste building at 1199 Pacific Avenue are necessary to expand meeting space and accommodate project staff working on the Winnipeg Sewage Treatment Program. Relocation of expanded Solid Waste and Information Systems and Technology Divisions has resulted in a need to reconfigure the space.

Funds included in 2018 are to develop a master plan for long-term options.

Project Name: **Customer Billing and Work Management Systems Upgrades Program**

Standing Policy Committee: Water and Waste, Riverbank Management and the Environment

Department: Water and Waste
Project: 2010001218

Service: Water
OurWinnipeg: Environment

| AUTHORIZATION | Previous Budgets | 2018 Estimate | FORECAST 2019 | 2020 | 2021 | 2022 | 2023 | Five-Year Forecast Total | Six-Year Total |
|---|---|---|---|---|---|---|---|---|---|
| Project Costs ($000's) | N/A * | 1,165 | 640 | 255 | 235 | 200 | 500 | 1,830 | 2,995 |
| Financed by: | | | | | | | | | |
| Retained Earnings | | 1,165 | 640 | 255 | 235 | 200 | 500 | 1,830 | 2,995 |

| CASH FLOW | 2018 | 2019 | 2020 | 2021 | 2022 | 2023 | Beyond 2023 | Total |
|---|---|---|---|---|---|---|---|---|
| Project Costs ($000's) | 1,165 | 640 | 255 | 235 | 200 | 500 | - | 2,995 |
| Financed by: | | | | | | | | |
| Retained Earnings | 1,165 | 640 | 255 | 235 | 200 | 500 | | 2,995 |

| NET OPERATING IMPACT ($000's) | 2018 | 2019 | 2020 |
|---|---|---|---|
| Operating costs | 78 | 78 | 78 |
| External debt and finance charges | | | |
| Transfer to General Capital Fund | | | |
| **Total Direct Costs** | 78 | 78 | 78 |
| Less: Incremental Revenue/Recovery | | | |
| **Net Cost/(Benefit)** | 78 | 78 | 78 |
| **Incremental Full Time Equivalent Positions** | - | - | - |

Class Estimate: Not applicable, as this is a scalable program

The City of Winnipeg Water and Waste Department (WWD) relies on two large utility-based, third party, commercially available off-the-shelf applications known as Oracle Customer Care and Billing system (CCB) and Oracle Work Asset Management (WAM). These were implemented in 2009 and 2001, respectively.

CCB is used to manage customer accounts and collections for Water, Wastewater and Solid Waste services. WAM is used in the delivery of Water and Wastewater services for work planning, management, infrastructure preventative maintenance and renewal programs. Both CCB and WAM require ongoing product updates to ensure these systems can support the day-to-day operations within WWD.

Information Systems & Technology Division needs to keep software assets current and operational by applying product updates to CCB and WAM as they become available. Major product versions are expected every 18 to 24 months, unless otherwise driven by the vendor's product roadmap. The necessary infrastructure software and hardware would be updated according to the application software and business specifications. The updates will address technical enhancements along with necessary functional enhancements. This approach will ensure that WWD is able to minimize disruptions to frontline service operations that support public health and protect against lost revenue due to inaccurate billing.

The estimated life of this asset is 10 years.

The funding for this project will be split between the Waterworks System Fund and the Sewage Disposal Fund.

*N/A - No amounts has been included in the "Previously Budgets" due to this project's on-going nature.

Project Name: **Utility Asset Management System**

Standing Policy Committee: Water and Waste, Riverbank Management and the Environment

Department: Water and Waste
Project: 2010000918

Service: Water
OurWinnipeg: Environment

| AUTHORIZATION | Previous Budgets | 2018 Estimate | FORECAST 2019 | 2020 | 2021 | 2022 | 2023 | Five-Year Forecast Total | Six-Year Total |
|---|---|---|---|---|---|---|---|---|---|
| Project Costs ($000's) | 550 | 600 | 500 | - | - | - | - | 500 | 1,100 |
| Financed by: | | | | | | | | | |
| Retained Earnings | | | 500 | | | | | 500 | 500 |
| Transfer From Prior Year Authorization | | 600 | | | | | | - | 600 |

| CASH FLOW | 2018 | 2019 | 2020 | 2021 | 2022 | 2023 | Beyond 2023 | Total |
|---|---|---|---|---|---|---|---|---|
| Project Costs ($000's) | 500 | 500 | 100 | - | - | - | - | 1,100 |
| Financed by: | | | | | | | | |
| Retained Earnings | | 400 | 100 | | | | | 500 |
| Transfer From Prior Year Authorization | 500 | 100 | | | | | | 600 |

| NET OPERATING IMPACT ($000's) | 2018 | 2019 | 2020 |
|---|---|---|---|
| Operating costs | | 20 | 20 |
| External debt and finance charges | | | |
| Transfer to General Capital Fund | | | |
| **Total Direct Costs** | - | 20 | 20 |
| Less: Incremental Revenue/Recovery | | | |
| **Net Cost/(Benefit)** | - | 20 | 20 |
| **Incremental Full Time Equivalent Positions** | - | - | - |

Class Estimate: 4

Departmental asset management systems, such as Sewer Management System (SMS), have reached the end of their useful life; they have become difficult to support and require replacement. Additional requirements such as providing plant and field employees the ability to access utility asset data, work order routing and mapping information, and recording asset inspection data while in the field ensure that utility asset information is accurately maintained and easily accessible.

The work of this project will be to identify Departmental needs, procure an appropriate solution, and modify to suit and implement across the Department.

A class 3 estimate will be obtained through preliminary work in 2017.

Funding in 2018 includes a re-budgeted amount from 2013 approved capital budget for this project - see Appendix 4. $500,000 from 2013 and 2014 capital budget authorization was returned to Retained Earnings for redistribution and is being budgeted in future years of the project.

The estimated life of this asset is 10 years.

Project Name: **Customer Care and Billing - iNovah Integration**

Standing Policy Committee: Water and Waste, Riverbank Management and the Environment

Department: Water and Waste
Project: 2010001518
Service: Water
OurWinnipeg: Environment

| AUTHORIZATION | Previous Budgets | 2018 Estimate | FORECAST 2019 | 2020 | 2021 | 2022 | 2023 | Five-Year Forecast Total | Six-Year Total |
|---|---|---|---|---|---|---|---|---|---|
| Project Costs ($000's) | - | 300 | 130 | - | - | - | - | 130 | 430 |
| Financed by: | | | | | | | | | |
| Retained Earnings | | 300 | 130 | | | | | 130 | 430 |

| CASH FLOW | 2018 | 2019 | 2020 | 2021 | 2022 | 2023 | Beyond 2023 | Total |
|---|---|---|---|---|---|---|---|---|
| Project Costs ($000's) | 300 | 130 | - | - | - | - | - | 430 |
| Financed by: | | | | | | | | |
| Retained Earnings | 300 | 130 | | | | | | 430 |

| NET OPERATING IMPACT ($000's) | 2018 | 2019 | 2020 |
|---|---|---|---|
| Operating costs | | 10 | 11 |
| External debt and finance charges | | | |
| Transfer to General Capital Fund | | | |
| **Total Direct Costs** | - | 10 | 11 |
| Less: Incremental Revenue/Recovery | | | |
| **Net Cost/(Benefit)** | - | 10 | 11 |
| **Incremental Full Time Equivalent Positions** | - | - | - |

Class Estimate: 5

Customer Care and Billing (CCB) system is used to store utility customer account information and to print utility bills; iNovah is the cashiering system used to receive and process payments for utility services. The CCB-iNovah Integration project aims to streamline the cashiering and payment processes by enhancing and integrating the IT systems used by City staff.

A Class 3 estimate will be developed once business requirements and assessments are complete and vendor estimates are available.

The estimated life of this asset is 10 years.

Project Name: **Web Self Service**

Standing Policy Committee: Water and Waste, Riverbank Management and the Environment

Department: Water and Waste
Project: 2010001118

Service: Water
OurWinnipeg: Environment

| AUTHORIZATION | Previous Budgets | 2018 Estimate | FORECAST 2019 | 2020 | 2021 | 2022 | 2023 | Five-Year Forecast Total | Six-Year Total |
|---|---|---|---|---|---|---|---|---|---|
| Project Costs ($000's) | 400 | 700 | 700 | 500 | 100 | 100 | 100 | 1,500 | 2,200 |
| Financed by: | | | | | | | | | |
| Retained Earnings | | 700 | 700 | 500 | 100 | 100 | 100 | 1,500 | 2,200 |

| CASH FLOW | 2018 | 2019 | 2020 | 2021 | 2022 | 2023 | Beyond 2023 | Total |
|---|---|---|---|---|---|---|---|---|
| Project Costs ($000's) | 700 | 700 | 500 | 100 | 100 | 100 | - | 2,200 |
| Financed by: | | | | | | | | |
| Retained Earnings | 700 | 700 | 500 | 100 | 100 | 100 | | 2,200 |

| NET OPERATING IMPACT ($000's) | 2018 | 2019 | 2020 |
|---|---|---|---|
| Operating costs | 20 | 25 | 25 |
| External debt and finance charges | | | |
| Transfer to General Capital Fund | | | |
| **Total Direct Costs** | 20 | 25 | 25 |
| Less: Incremental Revenue/Recovery | | | |
| **Net Cost/(Benefit)** | 20 | 25 | 25 |
| **Incremental Full Time Equivalent Positions** | - | - | - |

Class Estimate: 3

Utility companies in North America provide their customers with the ability to perform billing functions online, and customers have developed an expectation that online billing tools will be available for them. In Manitoba, most utility companies (such as Manitoba Hydro, MTS) already provide these online billing tools to their customers. The City is in the process of providing this service to its customers.

Further, about 40% of calls coming in to the Contact Centre are related to payment and balance inquiry and by allowing customers to access their account information directly, the number of calls coming into the Contact Centre will be reduced. The reduction of incoming calls to the Contact Centre will result in shorter wait times for other customer inquiries.

The Web Self Service project will provide online payment capabilities to utility customers and expand the use of internet self-service to other Water and Waste stakeholders such as landlords and lawyers.

The estimated life of this asset is 10 years.

Project Name: **Water Main Renewals**

Standing Policy Committee: Water and Waste, Riverbank Management and the Environment

Department: Water and Waste
Project: 2013100018

Service: Water
OurWinnipeg: Environment

| AUTHORIZATION | Previous Budgets | 2018 Estimate | FORECAST 2019 | 2020 | 2021 | 2022 | 2023 | Five-Year Forecast Total | Six-Year Total |
|---|---|---|---|---|---|---|---|---|---|
| Project Costs ($000's) | N/A * | 16,500 | 16,500 | 18,000 | 19,000 | 19,500 | 20,000 | 93,000 | 109,500 |
| Financed by: | | | | | | | | | |
| Water Main Renewal Reserve | | 16,500 | 16,500 | 18,000 | 19,000 | 19,500 | 20,000 | 93,000 | 109,500 |

| CASH FLOW | 2018 | 2019 | 2020 | 2021 | 2022 | 2023 | Beyond 2023 | Total |
|---|---|---|---|---|---|---|---|---|
| Project Costs ($000's) | 16,500 | 16,500 | 18,000 | 19,000 | 19,500 | 20,000 | - | 109,500 |
| Financed by: | | | | | | | | |
| Water Main Renewal Reserve | 16,500 | 16,500 | 18,000 | 19,000 | 19,500 | 20,000 | | 109,500 |

| NET OPERATING IMPACT ($000's) | 2018 | 2019 | 2020 |
|---|---|---|---|
| Operating costs | | | |
| External debt and finance charges | | | |
| Transfer to General Capital Fund | | | |
| **Total Direct Costs** | - | - | - |
| Less: Incremental Revenue/Recovery | | | |
| **Net Cost/(Benefit)** | - | - | - |
| **Incremental Full Time Equivalent Positions** | - | - | - |

Class Estimate: Not applicable, as this is a scalable program

This is a continuing program to replace and/or rehabilitate deteriorating water main infrastructure. Funding is used for water main replacement, cathodic protection, valve and hydrant replacement/rehabilitation, correction of dead end mains, upgrading of substandard mains, water system studies, assessments, development of design standards and replacement of problem water services within the City right-of-way and hydraulic improvements for fire protection purposes. Funding is also used for integrated right-of-way renewal programs coordinated with the Public Works Department.

Funding for water main renewals has been adjusted as a result of the effectiveness of the program and in response to favourable bid prices being received. The work of the program will continue to meet existing levels of service and enable integrated right-of-way asset management.

The expected remaining life of each rehabilitated water main ranges from 20 to 80 years, depending on the rehabilitation technology and the asset condition.

* N/A - No amounts have been included in the "Previous Budgets" due to this project's on-going nature.

Project Name: **Biosolids - Alternative Disposal Delivery and Management System**

Standing Policy Committee: Water and Waste, Riverbank Management and the Environment

Department: Water and Waste
Project: 203110004B

Service: Wastewater
OurWinnipeg: Environment

| AUTHORIZATION | Previous Budgets | 2018 Estimate | FORECAST 2019 | 2020 | 2021 | 2022 | 2023 | Five-Year Forecast Total | Six-Year Total |
|---|---|---|---|---|---|---|---|---|---|
| Project Costs ($000's) | 16,904 | - | - | - | - | 26,800 | - | 26,800 | 26,800 |
| Financed by: | | | | | | | | | |
| Retained Earnings | | | | | | 26,800 | | 26,800 | 26,800 |

| CASH FLOW | 2018 | 2019 | 2020 | 2021 | 2022 | 2023 | Beyond 2023 | Total |
|---|---|---|---|---|---|---|---|---|
| Project Costs ($000's) | - | - | - | - | 26,800 | - | - | 26,800 |
| Financed by: | | | | | | | | |
| Retained Earnings | | | | | 26,800 | | | 26,800 |

| NET OPERATING IMPACT ($000's) | 2018 | 2019 | 2020 |
|---|---|---|---|
| Operating costs | | | |
| External debt and finance charges | | | |
| Transfer to General Capital Fund | | | |
| **Total Direct Costs** | - | - | - |
| Less: Incremental Revenue/Recovery | | | |
| **Net Cost/(Benefit)** | - | - | - |
| **Incremental Full Time Equivalent Positions** | - | - | - |

Class Estimate: 5

The City of Winnipeg has reviewed its land application practices of biosolids relative to regulation requirements, emerging requirements associated with nutrient management regulations, changes to quantity and quality from upgraded sewage treatment plants, and risk and criticality assessments done at all three plants. The City will have to implement a new biosolids management program as a result of the Provincial Nutrient Management Regulation.

The current biosolids management program will need to be modified to satisfy the Regulation and will require significant capital investment and transition time to implement the required changes. A Biosolids Master Plan has identified potential options, costs, and timeframes to implement a new biosolids management program, which will comply with the Water Protection Act. Funds included are for engineering, design, and construction for the treatment, and disposal of biosolids.

The Biosolids Master Plan was approved by the Province of Manitoba in 2016.

Funding for the Biosolids - Alternative Disposal Delivery and Management System has been deferred and adjusted for escalation to align with the revised NEWPCC Nutrient Removal/Upgrade program schedule.

The expected life of the facilities is 50 years and the expected life of the mechanical components are 25 years.

Project Name: **Process Control System Master Plan and Upgrade**

Standing Policy Committee: Water and Waste, Riverbank Management and the Environment

Department: Water and Waste
Project: 2040000618

Service: Wastewater
OurWinnipeg: Environment

| AUTHORIZATION | Previous Budgets | 2018 Estimate | FORECAST 2019 | 2020 | 2021 | 2022 | 2023 | Five-Year Forecast Total | Six-Year Total |
|---|---|---|---|---|---|---|---|---|---|
| Project Costs ($000's) | 4,000 | 9,000 | - | - | - | - | - | - | 9,000 |
| Financed by: | | | | | | | | | |
| Retained Earnings | | 9,000 | | | | | | - | 9,000 |

| CASH FLOW | 2018 | 2019 | 2020 | 2021 | 2022 | 2023 | Beyond 2023 | Total |
|---|---|---|---|---|---|---|---|---|
| Project Costs ($000's) | 300 | 4,000 | 4,000 | 700 | - | - | - | 9,000 |
| Financed by: | | | | | | | | |
| Retained Earnings | 300 | 4,000 | 4,000 | 700 | | | | 9,000 |

| NET OPERATING IMPACT ($000's) | 2018 | 2019 | 2020 |
|---|---|---|---|
| Operating costs | 20 | 30 | 30 |
| External debt and finance charges | | | |
| Transfer to General Capital Fund | | | |
| **Total Direct Costs** | 20 | 30 | 30 |
| Less: Incremental Revenue/Recovery | | | |
| **Net Cost/(Benefit)** | 20 | 30 | 30 |
| **Incremental Full Time Equivalent Positions** | - | - | - |

Class Estimate: 5

The Water and Waste Department's three sewage treatment plants utilize a Distributed Control System (DCS) with a Process Control View (PCV) Human Machine Interface (HMI) for process control. It is an intricate network of specialized computers that monitor thousands of sensors throughout the plants and controls the treatment processes by making calculations and adjustments prescribed by operators and process control analysts.

The DCS system was installed in the early 1990s, with the oldest installation at the North End Sewage Treatment Plant (NEWPCC) facility. The DCS system is nearing end of life for all sewage treatment plants. The HMI system was installed between 1998 and 2003 and is also nearing end of life.

An Automation Master Plan was developed for the sewage treatment plants in 2012. The DCS system will be replaced with a Programmable Logic Controller (PLC) based system and a new HMI system will be installed at all three treatment plants. The replacement of the DCS and HMI systems at the North End and South End Sewage Treatment Plants are part of the major capital upgrade projects at these facilities.

This program will develop a plan to ensure operational reliability throughout the upgrades and in the long term once the upgrades are complete. The major components of this program include: maintaining the DCS and HMI systems until replacement, upgrading the inter-plant communication systems and network security components, and replacement of the West End Sewage Treatment Plant DCS and HMI systems.

The class estimate will be refined to a class 3 prior to undertaking upgrades.

The expected life of the new PLC system is 20 years, and for the new HMI system is 10 years.

Project Name: **Asset Refurbishment and Replacement Program**

Standing Policy Committee: Water and Waste, Riverbank Management and the Environment

Department: Water and Waste
Project: 2030000518
Service: Wastewater
OurWinnipeg: Environment

| AUTHORIZATION | Previous Budgets | 2018 Estimate | FORECAST 2019 | 2020 | 2021 | 2022 | 2023 | Five-Year Forecast Total | Six-Year Total |
|---|---|---|---|---|---|---|---|---|---|
| Project Costs ($000's) | N/A * | 4,000 | 6,000 | 6,000 | 2,000 | 2,000 | 5,000 | 21,000 | 25,000 |
| Financed by: | | | | | | | | | |
| Retained Earnings | | 4,000 | 6,000 | 6,000 | 2,000 | 2,000 | 5,000 | 21,000 | 25,000 |

| CASH FLOW | 2018 | 2019 | 2020 | 2021 | 2022 | 2023 | Beyond 2023 | Total |
|---|---|---|---|---|---|---|---|---|
| Project Costs ($000's) | 4,000 | 6,000 | 6,000 | 2,000 | 2,000 | 5,000 | - | 25,000 |
| Financed by: | | | | | | | | |
| Retained Earnings | 4,000 | 6,000 | 6,000 | 2,000 | 2,000 | 5,000 | | 25,000 |

| NET OPERATING IMPACT ($000's) | 2018 | 2019 | 2020 |
|---|---|---|---|
| Operating costs | | | |
| External debt and finance charges | | | |
| Transfer to General Capital Fund | | | |
| **Total Direct Costs** | - | - | - |
| Less: Incremental Revenue/Recovery | | | |
| **Net Cost/(Benefit)** | - | - | - |
| **Incremental Full Time Equivalent Positions** | - | - | - |

Class Estimate: Not applicable, as this is a scalable program

A risk and criticality review of the City's three sewage treatment plants has been undertaken to assess the condition of assets and to develop a refurbishment and replacement plan for the next 25 years. The improvements identified will address process reliability, mechanical, electrical, structural components, building envelope and safety at all three locations. Operational efficiency improvements will also be identified and implemented in a coordinated fashion with the enhanced maintenance program.

Asset assessment and plan development are ongoing which will continue to address items as identified.

Class estimates for individual projects within this program will be revised to class 3 through preliminary engineering prior to construction.

The expected life of the structure upgrades is 50 years and the expected life of the electrical and mechanical components is 25 years.

* N/A - No amounts have been included in the "Previous Budgets" due to this project's on-going nature.

Project Name: **West End Sewage Treatment Plant (WEWPCC) - Facilities Plan**

Standing Policy Committee: Water and Waste, Riverbank Management and the Environment

Department: Water and Waste
Project: 2033001121
Service: Wastewater
OurWinnipeg: Environment

| AUTHORIZATION | Previous Budgets | 2018 Estimate | FORECAST 2019 | 2020 | 2021 | 2022 | 2023 | Five-Year Forecast Total | Six-Year Total |
|---|---|---|---|---|---|---|---|---|---|
| Project Costs ($000's) | - | - | - | - | 500 | - | - | 500 | 500 |
| Financed by: | | | | | | | | | |
| Retained Earnings | | | | | 500 | | | 500 | 500 |

| CASH FLOW | 2018 | 2019 | 2020 | 2021 | 2022 | 2023 | Beyond 2023 | Total |
|---|---|---|---|---|---|---|---|---|
| Project Costs ($000's) | - | - | - | 100 | 150 | 250 | - | 500 |
| Financed by: | | | | | | | | |
| Retained Earnings | | | | 100 | 150 | 250 | | 500 |

| NET OPERATING IMPACT ($000's) | 2018 | 2019 | 2020 |
|---|---|---|---|
| Operating costs | | | |
| External debt and finance charges | | | |
| Transfer to General Capital Fund | | | |
| **Total Direct Costs** | - | - | - |
| Less: Incremental Revenue/Recovery | | | |
| **Net Cost/(Benefit)** | - | - | - |
| **Incremental Full Time Equivalent Positions** | - | - | - |

Class Estimate: 3

In 2008, the West End Sewage Treatment Plant was upgraded to meet new nutrient removal regulations. Some assets were not upgraded and are now nearing their end of life.

The plan will assess capacity and expansion options of key process components (e.g. headworks) to meet projected growth in the catchment area and identify ancillary assets for replacement and/or refurbishment. Ancillary assets include process piping, heating and ventilation, mechanical and electrical components. This is done to support process operations and maintain environmental compliance.

Additional funds will be required in future years to implement the recommendations of this plan.

Project Name: **Arc Flash Hazard Analysis and Remediation**

Standing Policy Committee: Water and Waste, Riverbank Management and the Environment

Department: Water and Waste
Project: 2030001818
Service: Wastewater
OurWinnipeg: Environment

| AUTHORIZATION | Previous Budgets | 2018 Estimate | FORECAST 2019 | 2020 | 2021 | 2022 | 2023 | Five-Year Forecast Total | Six-Year Total |
|---|---|---|---|---|---|---|---|---|---|
| Project Costs ($000's) | N/A * | 767 | 879 | 385 | 320 | 270 | - | 1,854 | 2,621 |
| Financed by: | | | | | | | | | |
| Retained Earnings | | | 879 | 385 | 320 | 270 | | 1,854 | 1,854 |
| Transfer From Prior Year Authorization | | 767 | | | | | | | 767 |

| CASH FLOW | 2018 | 2019 | 2020 | 2021 | 2022 | 2023 | Beyond 2023 | Total |
|---|---|---|---|---|---|---|---|---|
| Project Costs ($000's) | 767 | 879 | 385 | 320 | 270 | - | - | 2,621 |
| Financed by: | | | | | | | | |
| Retained Earnings | | 879 | 385 | 320 | 270 | | | 1,854 |
| Transfer From Prior Year Authorization | 767 | | | | | | | 767 |

| NET OPERATING IMPACT ($000's) | 2018 | 2019 | 2020 |
|---|---|---|---|
| Operating costs | | | |
| External debt and finance charges | | | |
| Transfer to General Capital Fund | | | |
| **Total Direct Costs** | - | - | - |
| Less: Incremental Revenue/Recovery | | | |
| **Net Cost/(Benefit)** | - | - | - |
| **Incremental Full Time Equivalent Positions** | - | - | - |

Class Estimate: 3

As part of the Canadian Standards Association Occupational Health and Safety program, a new standard entitled CSA Z462, Workplace Electrical Safety Standard has been adopted within the new Canadian Electrical Code.

The program will implement the recommendations from the Arc Flash Study on a priority/risk basis in conjunction with other electrical upgrades at the Department's facilities. This work includes decreasing the potential arc flash energy at various distribution points, upgrading equipment to lower fault energies, procuring personal protective equipment and providing training. This is for compliance to the arc flash requirements in the electrical code.

Funding in 2018 includes a rebudgeted amount from previously approved capital budget for this project - see Appendix 4.

$593,000 from 2015 capital budget was returned to Retained Earnings for redistribution and is being budgeted in future years of the project.

The expected life of this asset is 50 years.

* N/A - No amounts have been included in the "Previous Budgets" due to this project's on-going nature.

Project Name: **Lift Stations Upgrading**

Standing Policy Committee: Water and Waste, Riverbank Management and the Environment

Department: Water and Waste
Project: 2035000118

Service: Wastewater
OurWinnipeg: Environment

| AUTHORIZATION | Previous Budgets | 2018 Estimate | FORECAST 2019 | 2020 | 2021 | 2022 | 2023 | Five-Year Forecast Total | Six-Year Total |
|---|---|---|---|---|---|---|---|---|---|
| Project Costs ($000's) | N/A * | 2,750 | 2,950 | 3,050 | 6,250 | 6,250 | 6,250 | 24,750 | 27,500 |
| Financed by: | | | | | | | | | |
| Retained Earnings | | 2,750 | 2,950 | 3,050 | 6,250 | 6,250 | 6,250 | 24,750 | 27,500 |

| CASH FLOW | 2018 | 2019 | 2020 | 2021 | 2022 | 2023 | Beyond 2023 | Total |
|---|---|---|---|---|---|---|---|---|
| Project Costs ($000's) | 2,750 | 2,950 | 3,050 | 6,250 | 6,250 | 6,250 | - | 27,500 |
| Financed by: | | | | | | | | |
| Retained Earnings | 2,750 | 2,950 | 3,050 | 6,250 | 6,250 | 6,250 | | 27,500 |

| NET OPERATING IMPACT ($000's) | 2018 | 2019 | 2020 |
|---|---|---|---|
| Operating costs | | | |
| External debt and finance charges | | | |
| Transfer to General Capital Fund | | | |
| **Total Direct Costs** | - | - | - |
| Less: Incremental Revenue/Recovery | | | |
| **Net Cost/(Benefit)** | - | - | - |
| **Incremental Full Time Equivalent Positions** | - | - | - |

Class Estimate: Not applicable, as this is a scalable program

This project is part of a continuing program for mitigating hydraulic, structural, safety, odour and aesthetic problems, as well as for undertaking capacity assessments for the 74 lift stations and associated force mains, gate chambers, and related works in the sewage collection system.

The program will include a condition assessment of all lift stations to establish future funding requirements.

Class estimates for individual projects within this program will be revised to class 3 through preliminary engineering prior to construction.

The estimated life of this asset is 50 years.

* N/A - No amounts have been included in the "Previous Budgets" due to this project's on-going nature.

Project Name: **River Crossings Monitoring and Rehabilitation**

Standing Policy Committee: Water and Waste, Riverbank Management and the Environment

Department: Water and Waste
Project: 2037500018
Service: Wastewater
OurWinnipeg: Environment

| AUTHORIZATION | Previous Budgets | 2018 Estimate | FORECAST 2019 | 2020 | 2021 | 2022 | 2023 | Five-Year Forecast Total | Six-Year Total |
|---|---|---|---|---|---|---|---|---|---|
| Project Costs ($000's) | N/A* | 970 | 600 | - | 100 | 3,150 | 350 | 4,200 | 5,170 |
| Financed by: | | | | | | | | | |
| Retained Earnings | | 970 | 600 | | 100 | 3,150 | 350 | 4,200 | 5,170 |

| CASH FLOW | 2018 | 2019 | 2020 | 2021 | 2022 | 2023 | Beyond 2023 | Total |
|---|---|---|---|---|---|---|---|---|
| Project Costs ($000's) | 970 | 600 | - | 100 | 3,150 | 350 | - | 5,170 |
| Financed by: | | | | | | | | |
| Retained Earnings | 970 | 600 | | 100 | 3,150 | 350 | | 5,170 |

| NET OPERATING IMPACT ($000's) | 2018 | 2019 | 2020 |
|---|---|---|---|
| Operating costs | | | |
| External debt and finance charges | | | |
| Transfer to General Capital Fund | | | |
| **Total Direct Costs** | - | - | - |
| Less: Incremental Revenue/Recovery | | | |
| **Net Cost/(Benefit)** | - | - | - |
| **Incremental Full Time Equivalent Positions** | - | - | - |

Class Estimate: 5

This project is for the condition assessment, rehabilitation and/or replacement of the sewer river crossings and for the installation of leak detection equipment on the existing waterway crossings.

The Department has completed a risk assessment of all river crossings in order to determine a prioritization plan for ongoing condition assessment as well as to upgrade and replace any at-risk crossings as required by Environmental Licences issued by the Province of Manitoba for the wastewater collection system in the City of Winnipeg.

These funds will also be used to install continuous leak detection monitoring equipment at river crossings as required by the Provincial Environmental Licence.

Additional investments in River Crossings Monitoring and Rehabilitation is being put forward as a result of recent and ongoing condition assessments.

A class 3 estimate will be obtained prior to construction or inspection work.

*N/A - No amounts has been included in the "Previously Budgets" due to this project's on-going nature.

Project Name: **Combined Sewer Overflow and Basement Flood Management Strategy**

Standing Policy Committee: Water and Waste, Riverbank Management and the Environment

Department: Water and Waste
Project: 2038100018

Service: Wastewater
OurWinnipeg: Environment

| AUTHORIZATION | Previous Budgets | 2018 Estimate | FORECAST 2019 | 2020 | 2021 | 2022 | 2023 | Five-Year Forecast Total | Six-Year Total |
|---|---|---|---|---|---|---|---|---|---|
| Project Costs ($000's) | N/A * | 26,098 | 23,603 | 26,108 | 25,612 | 28,118 | 27,624 | 131,065 | 157,163 |
| Financed by: | | | | | | | | | |
| Environmental Projects Reserve | | 26,098 | 23,603 | 26,108 | 25,612 | 28,118 | 27,624 | 131,065 | 157,163 |

| CASH FLOW | 2018 | 2019 | 2020 | 2021 | 2022 | 2023 | Beyond 2023 | Total |
|---|---|---|---|---|---|---|---|---|
| Project Costs ($000's) | 26,098 | 23,603 | 26,108 | 25,612 | 28,118 | 27,624 | - | 157,163 |
| Financed by: | | | | | | | | |
| Environmental Projects Reserve | 26,098 | 23,603 | 26,108 | 25,612 | 28,118 | 27,624 | | 157,163 |

| NET OPERATING IMPACT ($000's) | 2018 | 2019 | 2020 |
|---|---|---|---|
| Operating costs | | | |
| External debt and finance charges | | | |
| Transfer to General Capital Fund | | | |
| **Total Direct Costs** | - | - | - |
| Less: Incremental Revenue/Recovery | | | |
| **Net Cost/(Benefit)** | - | - | - |
| **Incremental Full Time Equivalent Positions** | - | - | - |

Class Estimate: Not applicable, as this is a scalable program

In 2016 the Combined Sewer Flood Relief program from the General Capital Fund - Land Drainage and Flood Control was amalgamated with the Combined Sewer Overflow (CSO) Management Strategy & Miscellaneous Mitigation project. The amalgamated capital program is called the Combined Sewer Overflow and Basement Flood Management Strategy and will be driven by the Combined Sewer Overflow Master Plan which is being developed to meet the requirements of Environment Act Licence No. 3042. The Combined Sewer Overflow Master Plan is dependent upon a decision from Manitoba Sustainable Development on the level of CSO control.

It is the intent to create a multi-year combined sewer overflow and basement flood mitigation program that integrates with other major sewer programs, including work on sewer condition assessment and renewals, sewage lift station upgrades, and the sewage treatment plant upgrading programs.

The program objectives are to:

- comply with the Regulation to mitigate the impact of CSOs on the local water courses and protect the public interest,

- reduce the amount of wet weather flow going to the sewage treatment plants, and

- reduce basement flooding.

Funds budgeted are for the development of a CSO Master Plan and implementation, technical and economic analyses, program development, staging of mitigation works, annual monitoring programs, pilot studies, land acquisition, integration with other major sewer programs, overflow monitoring and reporting, and initiation and implementation of control measures, including SCADA (Supervisory Control and Data Acquisition). These funds will also be used for the planning, design and construction of sewer relief works for basement flooding and CSO mitigation. Funds will be used for sewer flow and meteorological monitoring in advance of design as well as public communication and education on basement flood protection and combined sewer overflows.

***Combined Sewer Overflow and Basement Flood Management Strategy (continued):***

Funding for the Combined Sewer Overflow and Basement Flood Management Strategy was adjusted to reflect timing and staging of work contracts and to align with other projects and developments. The Program will continue to work towards meeting the objectives of the CSO Master Plan in a steady and phased approach.

All projects will be updated to a Class 3 estimate through preliminary and detailed design prior to any construction work.

The expected life of the sewers is 50 years, mechanical components is 25 years and SCADA system is 10 years.

* N/A - No amounts have been included in the "Previous Budgets" due to this project's on-going nature.

Project Name: **Comminutor Chamber Rehabilitation Program**

Standing Policy Committee: Water and Waste, Riverbank Management and the Environment

Department: Water and Waste
Project: 2030003018
Service: Wastewater
OurWinnipeg: Environment

| AUTHORIZATION | Previous Budgets | 2018 Estimate | FORECAST 2019 | 2020 | 2021 | 2022 | 2023 | Five-Year Forecast Total | Six-Year Total |
|---|---|---|---|---|---|---|---|---|---|
| Project Costs ($000's) | 3,850 | 1,100 | 1,200 | 1,300 | - | - | - | 2,500 | 3,600 |
| Financed by: | | | | | | | | | |
| Retained Earnings | | 1,100 | 1,200 | 1,300 | | | | 2,500 | 3,600 |

| CASH FLOW | 2018 | 2019 | 2020 | 2021 | 2022 | 2023 | Beyond 2023 | Total |
|---|---|---|---|---|---|---|---|---|
| Project Costs ($000's) | 1,100 | 1,200 | 1,300 | - | - | - | - | 3,600 |
| Financed by: | | | | | | | | |
| Retained Earnings | 1,100 | 1,200 | 1,300 | | | | | 3,600 |

| NET OPERATING IMPACT ($000's) | 2018 | 2019 | 2020 |
|---|---|---|---|
| Operating costs | | | |
| External debt and finance charges | | | |
| Transfer to General Capital Fund | | | |
| **Total Direct Costs** | - | - | - |
| Less: Incremental Revenue/Recovery | | | |
| **Net Cost/(Benefit)** | - | - | - |
| **Incremental Full Time Equivalent Positions** | - | - | - |

Class Estimate: 3

This program involves the rehabilitation of 19 sewage pump stations which have decommissioned comminutor chambers associated with them. These stations currently have open concrete flumes located inside the station which sewage flows through. Due to these open flumes, high levels of hydrogen sulfide (H2S) and excessive moisture have caused corrosion damage to electrical equipment, remote terminal unit (RTU) panels, motor control centers (MCC) and the electric motors. Installation of a closed pipe through these open flumes will eliminate or reduce the levels of H2S in the stations and therefore reduce the amount of corrosion to the equipment in these stations and will improve station reliability.

The expected life of this asset is 50 years.

Project Name: **Airport Area West Water and Sewer Servicing**

Standing Policy Committee: Water and Waste, Riverbank Management and the Environment

Department: Water and Waste
Project: 2037001718
Service: Wastewater
OurWinnipeg: Environment

| AUTHORIZATION | Previous Budgets | 2018 Estimate | FORECAST 2019 | 2020 | 2021 | 2022 | 2023 | Five-Year Forecast Total | Six-Year Total |
|---|---|---|---|---|---|---|---|---|---|
| Project Costs ($000's) | - | 2,150 | - | - | - | - | - | - | 2,150 |
| Financed by: | | | | | | | | | |
| Retained Earnings | | 1,900 | | | | | | - | 1,900 |
| External Funding | | 250 | | | | | | | 250 |

| CASH FLOW | 2018 | 2019 | 2020 | 2021 | 2022 | 2023 | Beyond 2023 | Total |
|---|---|---|---|---|---|---|---|---|
| Project Costs ($000's) | 350 | 1,500 | 300 | - | - | - | - | 2,150 |
| Financed by: | | | | | | | | |
| Retained Earnings | 100 | 1,500 | 300 | | | | | 1,900 |
| External Funding | 250 | | | | | | | 250 |

| NET OPERATING IMPACT ($000's) | 2018 | 2019 | 2020 |
|---|---|---|---|
| Operating costs | | | |
| External debt and finance charges | | | |
| Transfer to General Capital Fund | | | |
| **Total Direct Costs** | - | - | - |
| Less: Incremental Revenue/Recovery | | | |
| **Net Cost/(Benefit)** | - | - | - |
| **Incremental Full Time Equivalent Positions** | - | - | - |

Class Estimate: 5

This project includes the preliminary engineering design services for Airport Area West. Project includes evaluation of water feeder main extension, a new sewer lift station and force main connection to the Inkster Interceptor as well as associated geotechnical evaluations. Regional Master Plans for the land drainage systems in the area will be prepared by land developers. Included in this project is a temporary 3-year Full Time Equivalent Senior Project Manager position funded through capital.

Class 3 estimate for preliminary engineering work to be provided prior to award.

External funding support for the preliminary engineering study is anticipated from area stakeholders. Final details of the funding agreement are to be determined.

The expected life of this asset is 75 years.

Project Name: **Southwest Interceptor River Crossing**

Standing Policy Committee: Water and Waste, Riverbank Management and the Environment

Department: Water and Waste
Project: 2037001618

Service: Wastewater
OurWinnipeg: Environment

| AUTHORIZATION | Previous Budgets | 2018 Estimate | FORECAST 2019 | 2020 | 2021 | 2022 | 2023 | Five-Year Forecast Total | Six-Year Total |
|---|---|---|---|---|---|---|---|---|---|
| Project Costs ($000's) | - | 250 | - | - | - | - | 4,000 | 4,000 | 4,250 |
| Financed by: | | | | | | | | | |
| Retained Earnings | | 250 | | | | | 4,000 | 4,000 | 4,250 |

| CASH FLOW | 2018 | 2019 | 2020 | 2021 | 2022 | 2023 | Beyond 2023 | Total |
|---|---|---|---|---|---|---|---|---|
| Project Costs ($000's) | 250 | - | - | - | - | 4,000 | - | 4,250 |
| Financed by: | | | | | | | | |
| Retained Earnings | 250 | | | | | 4,000 | | 4,250 |

| NET OPERATING IMPACT ($000's) | 2018 | 2019 | 2020 |
|---|---|---|---|
| Operating costs | | | |
| External debt and finance charges | | | |
| Transfer to General Capital Fund | | | |
| **Total Direct Costs** | - | - | - |
| Less: Incremental Revenue/Recovery | | | |
| **Net Cost/(Benefit)** | - | - | - |
| **Incremental Full Time Equivalent Positions** | - | - | - |

Class Estimate: 3 - applies to 2018 only

Currently, all sewage from the land in Winnipeg south of Bishop Grandin Boulevard and west of the Red River plus the communities of Lindenwoods and Whyte Ridge flow to the South End Sewage Treatment Plant (SEWPCC). This flow crosses the Red River between the Fort Garry bridges; at this location the D'Arcy lift station raises the sewage to a sufficient height to allow it to flow by gravity under the Red River.

This crossing represents a single point of failure. If there is a failure of the lift station or the siphon, there is a substantial risk of basement flooding and/or overflows to the Red River. System redundancy is required to convey flows to the treatment plant in the event of a failure of either D'Arcy lift station or the associated siphons. Also, due to the high wet weather flows experienced at the D'Arcy lift station, the additional system capacity will reduce the risk of basement flooding and overflows to the river.

The South West Interceptor Crossing will provide an additional gravity crossing of the Red River. A conceptual study will be undertaken to review options and sizing.

The expected life of this asset is 75 years.

Project Name: **Wastewater Services Facilities Plan**

Standing Policy Committee: Water and Waste, Riverbank Management and the Environment

Department: Water and Waste
Project: 2030003420
Service: Wastewater
OurWinnipeg: Environment

| AUTHORIZATION | Previous Budgets | 2018 Estimate | FORECAST 2019 | 2020 | 2021 | 2022 | 2023 | Five-Year Forecast Total | Six-Year Total |
|---|---|---|---|---|---|---|---|---|---|
| Project Costs ($000's) | - | - | - | 250 | - | - | - | 250 | 250 |
| Financed by: | | | | | | | | | |
| Retained Earnings | | | | 250 | | | | 250 | 250 |

| CASH FLOW | 2018 | 2019 | 2020 | 2021 | 2022 | 2023 | Beyond 2023 | Total |
|---|---|---|---|---|---|---|---|---|
| Project Costs ($000's) | - | - | 125 | 125 | - | - | - | 250 |
| Financed by: | | | | | | | | |
| Retained Earnings | | | 125 | 125 | | | | 250 |

| NET OPERATING IMPACT ($000's) | 2018 | 2019 | 2020 |
|---|---|---|---|
| Operating costs | | | |
| External debt and finance charges | | | |
| Transfer to General Capital Fund | | | |
| **Total Direct Costs** | - | - | - |
| Less: Incremental Revenue/Recovery | | | |
| **Net Cost/(Benefit)** | - | - | - |
| **Incremental Full Time Equivalent Positions** | - | - | - |

Class Estimate: 3

The Wastewater Services Facilities Plan will evaluate options to consolidate or centralize various buildings used by Wastewater Services Division, including mechanical and maintenance shops, storage facilities, and offices. These facilities are currently spread out over multiple sites.

Additional funds will be required in future years to implement the recommendations of this plan.

Project Name: **Environmental Standards Laboratory Facility Plan**

Standing Policy Committee: Water and Waste, Riverbank Management and the Environment

Department: Water and Waste
Project: 2034001022
Service: Wastewater
OurWinnipeg: Environment

| AUTHORIZATION | Previous Budgets | 2018 Estimate | FORECAST 2019 | 2020 | 2021 | 2022 | 2023 | Five-Year Forecast Total | Six-Year Total |
|---|---|---|---|---|---|---|---|---|---|
| Project Costs ($000's) | - | - | - | - | - | 500 | - | 500 | 500 |
| Financed by: | | | | | | | | | |
| Retained Earnings | | | | | | 500 | | 500 | 500 |

| CASH FLOW | 2018 | 2019 | 2020 | 2021 | 2022 | 2023 | Beyond 2023 | Total |
|---|---|---|---|---|---|---|---|---|
| Project Costs ($000's) | - | - | - | - | 100 | 400 | - | 500 |
| Financed by: | | | | | | | | |
| Retained Earnings | | | | | 100 | 400 | | 500 |

| NET OPERATING IMPACT ($000's) | 2018 | 2019 | 2020 |
|---|---|---|---|
| Operating costs | | | |
| External debt and finance charges | | | |
| Transfer to General Capital Fund | | | |
| **Total Direct Costs** | - | - | - |
| Less: Incremental Revenue/Recovery | | | |
| **Net Cost/(Benefit)** | - | - | - |
| **Incremental Full Time Equivalent Positions** | - | - | - |

Class Estimate: 3

Environmental Standards Division operates a Canadian Association for Laboratory Accreditation (CALA) accredited laboratory for testing, monitoring, and compliance reporting on behalf of the Water and Waste Department. To ensure the laboratory can continue to stay up-to-date with CALA accreditation standards, meet future regulatory monitoring and reporting requirements and accommodate the increasing demands of the laboratory's internal clients, a new facility plan is required. The plan will also investigate options to bring additional testing in-house with further accreditation requirements.

Additional funds will be required in future years to implement the recommendations of this plan.

Project Name: **Water and Waste Department (WWD) Business Intelligence**

Standing Policy Committee: Water and Waste, Riverbank Management and the Environment

Department: Water and Waste
Project: 2040001318

Service: Wastewater
OurWinnipeg: Environment

| AUTHORIZATION | Previous Budgets | 2018 Estimate | FORECAST 2019 | 2020 | 2021 | 2022 | 2023 | Five-Year Forecast Total | Six-Year Total |
|---|---|---|---|---|---|---|---|---|---|
| Project Costs ($000's) | 360 | 1,560 | 600 | 480 | - | - | - | 1,080 | 2,640 |
| Financed by: | | | | | | | | | |
| Retained Earnings | | 1,560 | 600 | 480 | | | | 1,080 | 2,640 |

| CASH FLOW | 2018 | 2019 | 2020 | 2021 | 2022 | 2023 | Beyond 2023 | Total |
|---|---|---|---|---|---|---|---|---|
| Project Costs ($000's) | 1,560 | 600 | 480 | - | - | - | - | 2,640 |
| Financed by: | | | | | | | | |
| Retained Earnings | 1,560 | 600 | 480 | | | | | 2,640 |

| NET OPERATING IMPACT ($000's) | 2018 | 2019 | 2020 |
|---|---|---|---|
| Operating costs | | 175 | 180 |
| External debt and finance charges | | | |
| Transfer to General Capital Fund | | | |
| **Total Direct Costs** | - | 175 | 180 |
| Less: Incremental Revenue/Recovery | | | |
| **Net Cost/(Benefit)** | - | 175 | 180 |
| **Incremental Full Time Equivalent Positions** | - | - | - |

Class Estimate: 3

Since 2011, the Water and Waste Department (WWD) relied on a third-party, commercially available off-the-shelf application known as Oracle Utilities Business Intelligence (OUBI) for critical customer financial information. During the initial implementation of OUBI, it was announced that the application would be discontinued with vendor support ending. Implementation of OUBI was halted, pending the selection of a new, viable platform.

The Information Technology Strategic Plan re-affirmed the requirement for a business intelligence solution as there is a need for Information Systems & Technology to keep software assets current and operational. A new system will ensure we are able to minimize service disruptions to frontline service operations that support public health and protect against lost revenue due to inaccurate billing.

An enterprise-based software system, complete with lifecycle management planning, is required in order to address the growth in capacity, enhance system recovery, manage the complexity of enhanced functionality and increase operational integrity. This will be a management analysis and reporting tool for the Department.

The estimated life of this asset is 10 years.

Project Name: **Customer Billing and Work Management Systems Upgrades Program**

Standing Policy Committee: Water and Waste, Riverbank Management and the Environment

Department: Water and Waste
Project: 2040001218

Service: Wastewater
OurWinnipeg: Environment

| AUTHORIZATION | Previous Budgets | 2018 Estimate | FORECAST 2019 | 2020 | 2021 | 2022 | 2023 | Five-Year Forecast Total | Six-Year Total |
|---|---|---|---|---|---|---|---|---|---|
| Project Costs ($000's) | N/A * | 1,165 | 640 | 255 | 235 | 200 | 500 | 1,830 | 2,995 |
| Financed by: | | | | | | | | | |
| Retained Earnings | | 1,165 | 640 | 255 | 235 | 200 | 500 | 1,830 | 2,995 |

| CASH FLOW | 2018 | 2019 | 2020 | 2021 | 2022 | 2023 | Beyond 2023 | Total |
|---|---|---|---|---|---|---|---|---|
| Project Costs ($000's) | 1,165 | 640 | 255 | 235 | 200 | 500 | - | 2,995 |
| Financed by: | | | | | | | | |
| Retained Earnings | 1,165 | 640 | 255 | 235 | 200 | 500 | | 2,995 |

| NET OPERATING IMPACT ($000's) | 2018 | 2019 | 2020 |
|---|---|---|---|
| Operating costs | 78 | 78 | 78 |
| External debt and finance charges | | | |
| Transfer to General Capital Fund | | | |
| **Total Direct Costs** | 78 | 78 | 78 |
| Less: Incremental Revenue/Recovery | | | |
| **Net Cost/(Benefit)** | 78 | 78 | 78 |
| **Incremental Full Time Equivalent Positions** | - | - | - |

Class Estimate: Not applicable, as this is a scalable program

The City of Winnipeg Water and Waste Department (WWD) relies on two large utility-based, third party, commercially available off-the-shelf applications known as Oracle Customer Care and Billing system (CCB) and Oracle Work Asset Management (WAM). These were implemented in 2009 and 2001, respectively.

CCB is used to manage customer accounts and collections for Water, Wastewater and Solid Waste services. WAM is used in the delivery of Water and Wastewater services for work planning, management, infrastructure preventative maintenance and renewal programs. Both CCB and WAM require ongoing product updates to ensure these systems can support the day-to-day operations within WWD.

Information Systems & Technology Division needs to keep software assets current and operational by applying product updates to CCB and WAM as they become available. Major product versions are expected every 18 to 24 months, unless otherwise driven by the vendor's product roadmap. The necessary infrastructure software and hardware would be updated according to the application software and business specifications. The updates will address technical enhancements along with necessary functional enhancements. This approach will ensure that WWD is able to minimize disruptions to frontline service operations that support public health and protect against lost revenue due to inaccurate billing.

The estimated life of this asset is 10 years.

The funding for this project will be split between the Waterworks System Fund and the Sewage Disposal Fund.

*N/A - No amounts has been included in the "Previously Budgets" due to this project's on-going nature.

Project Name: **Information Technology (IT) Asset Management**

Standing Policy Committee: Water and Waste, Riverbank Management and the Environment

Department: Water and Waste
Project: 2040001919

Service: Wastewater
OurWinnipeg: Environment

| AUTHORIZATION | Previous Budgets | 2018 Estimate | FORECAST 2019 | 2020 | 2021 | 2022 | 2023 | Five-Year Forecast Total | Six-Year Total |
|---|---|---|---|---|---|---|---|---|---|
| Project Costs ($000's) | - | - | 400 | - | - | - | - | 400 | 400 |
| Financed by: | | | | | | | | | |
| Retained Earnings | | | 400 | | | | | 400 | 400 |

| CASH FLOW | 2018 | 2019 | 2020 | 2021 | 2022 | 2023 | Beyond 2023 | Total |
|---|---|---|---|---|---|---|---|---|
| Project Costs ($000's) | - | 400 | - | - | - | - | - | 400 |
| Financed by: | | | | | | | | |
| Retained Earnings | | 400 | | | | | | 400 |

| NET OPERATING IMPACT ($000's) | 2018 | 2019 | 2020 |
|---|---|---|---|
| Operating costs | | | 10 |
| External debt and finance charges | | | |
| Transfer to General Capital Fund | | | |
| **Total Direct Costs** | - | - | 10 |
| Less: Incremental Revenue/Recovery | | | |
| **Net Cost/(Benefit)** | - | - | 10 |
| **Incremental Full Time Equivalent Positions** | - | - | - |

Class Estimate: 4

This project will introduce a system tool that will manage the entire lifecycle of Water and Waste IT assets from procurement to retirement and/or decommissioning. Implementing this system will result in annual cost savings through optimized whole-life asset management of both hardware and software, and ensure departmental compliance in software licensing agreements with vendors.

The estimated life of this asset is 10 years.

A Class 3 estimate will be obtained upon completion of the gap analysis.

Project Name: **WWD Document Management System**

Standing Policy Committee: Water and Waste, Riverbank Management and the Environment

Department: Water and Waste
Project: 2040001818
Service: Wastewater
OurWinnipeg: Environment

| AUTHORIZATION | Previous Budgets | 2018 Estimate | FORECAST 2019 | 2020 | 2021 | 2022 | 2023 | Five-Year Forecast Total | Six-Year Total |
|---|---|---|---|---|---|---|---|---|---|
| Project Costs ($000's) | - | 350 | 350 | 300 | 300 | 200 | - | 1,150 | 1,500 |
| Financed by: | | | | | | | | | |
| Retained Earnings | | 350 | 350 | 300 | 300 | 200 | | 1,150 | 1,500 |

| CASH FLOW | 2018 | 2019 | 2020 | 2021 | 2022 | 2023 | Beyond 2023 | Total |
|---|---|---|---|---|---|---|---|---|
| Project Costs ($000's) | 350 | 300 | 300 | 200 | 200 | 150 | - | 1,500 |
| Financed by: | | | | | | | | |
| Retained Earnings | 350 | 300 | 300 | 200 | 200 | 150 | | 1,500 |

| NET OPERATING IMPACT ($000's) | 2018 | 2019 | 2020 |
|---|---|---|---|
| Operating costs | | 56 | 58 |
| External debt and finance charges | | | |
| Transfer to General Capital Fund | | | |
| **Total Direct Costs** | - | 56 | 58 |
| Less: Incremental Revenue/Recovery | | | |
| **Net Cost/(Benefit)** | - | 56 | 58 |
| **Incremental Full Time Equivalent Positions** | - | - | - |

Class Estimate: 3

The collaboration and document platform provides the ability to upload, store, and retrieve documents in a concise, practical manner using a standard practice for all divisions within the department. This will increase both internal and external stakeholders accessibility to departmental documents. A document management system will also automate the review and approval processes within Water and Waste Department resulting in faster turn-around time.

The estimated life of this asset is 10 years.

Project Name: **WWD Learning Management System**

Standing Policy Committee: Water and Waste, Riverbank Management and the Environment

Department: Water and Waste
Project: 2040002019
Service: Wastewater
OurWinnipeg: Environment

| AUTHORIZATION | Previous Budgets | 2018 Estimate | FORECAST 2019 | 2020 | 2021 | 2022 | 2023 | Five-Year Forecast Total | Six-Year Total |
|---|---|---|---|---|---|---|---|---|---|
| Project Costs ($000's) | - | - | 500 | - | - | - | - | 500 | 500 |
| Financed by: | | | | | | | | | |
| Retained Earnings | | | 500 | | | | | 500 | 500 |

| CASH FLOW | 2018 | 2019 | 2020 | 2021 | 2022 | 2023 | Beyond 2023 | Total |
|---|---|---|---|---|---|---|---|---|
| Project Costs ($000's) | - | 350 | 150 | - | - | - | - | 500 |
| Financed by: | | | | | | | | |
| Retained Earnings | | 350 | 150 | | | | | 500 |

| NET OPERATING IMPACT ($000's) | 2018 | 2019 | 2020 |
|---|---|---|---|
| Operating costs | | | 60 |
| External debt and finance charges | | | |
| Transfer to General Capital Fund | | | |
| **Total Direct Costs** | - | - | 60 |
| Less: Incremental Revenue/Recovery | | | |
| **Net Cost/(Benefit)** | - | - | 60 |
| **Incremental Full Time Equivalent Positions** | - | - | - |

Class Estimate: 3

The Learning Management System will be used to schedule, track, and monitor regulatory required training and certification for Water and Waste Department employees. The tool will also provide online training capabilities for training coordinators, optimizing the training delivery process.

The estimated life of this asset is 10 years.

Project Name: **Sewer Renewals**

Standing Policy Committee: Water and Waste, Riverbank Management and the Environment

Department: Water and Waste
Project: 2039100018
Service: Wastewater
OurWinnipeg: Environment

| AUTHORIZATION | Previous Budgets | 2018 Estimate | FORECAST 2019 | 2020 | 2021 | 2022 | 2023 | Five-Year Forecast Total | Six-Year Total |
|---|---|---|---|---|---|---|---|---|---|
| Project Costs ($000's) | N/A * | 18,200 | 17,500 | 18,500 | 19,500 | 20,000 | 20,500 | 96,000 | 114,200 |
| Financed by: | | | | | | | | | |
| Sewer System Rehabilitation Reserve | | 18,200 | 17,500 | 18,500 | 19,500 | 20,000 | 20,500 | 96,000 | 114,200 |

| CASH FLOW | 2018 | 2019 | 2020 | 2021 | 2022 | 2023 | Beyond 2023 | Total |
|---|---|---|---|---|---|---|---|---|
| Project Costs ($000's) | 18,200 | 17,500 | 18,500 | 19,500 | 20,000 | 20,500 | - | 114,200 |
| Financed by: | | | | | | | | |
| Sewer System Rehabilitation Reserve | 18,200 | 17,500 | 18,500 | 19,500 | 20,000 | 20,500 | | 114,200 |

| NET OPERATING IMPACT ($000's) | 2018 | 2019 | 2020 |
|---|---|---|---|
| Operating costs | | | |
| External debt and finance charges | | | |
| Transfer to General Capital Fund | | | |
| **Total Direct Costs** | - | - | - |
| Less: Incremental Revenue/Recovery | | | |
| **Net Cost/(Benefit)** | - | - | - |
| **Incremental Full Time Equivalent Positions** | - | - | - |

Class Estimate: Not applicable, as this is a scalable program

This is a program to replace and/or rehabilitate sewer infrastructure. Funds will be utilized to rehabilitate and replace combined, separate wastewater and land drainage sewers. A portion of the funding will be used for condition assessment and for the development of wastewater and land drainage design standards. Sewers will be replaced or rehabilitated using appropriate technologies based on condition assessment data. Additional funding has been added to the program due to the increased number of sewer mains requiring replacement/rehabilitation. The expected remaining life of each rehabilitated sewer ranges from 20 to 100 years, depending on the rehabilitation technology and the asset condition.

Funding for sewer renewals has been adjusted to reflect the effectiveness of the program, the increased use of innovative rehabilitation technologies, and in response to favourable bid prices being received. The work of the program will continue to meet existing levels of service.

Funds will also be utilized for the assessment, repair and/or replacement, under certain conditions, of private wastewater sewer services within the public right-of-way under Section 37 of the Sewer By-Law.

Funds will also be utilized to update the sewer asset register which is currently at the end of life; ongoing operating costs associated with software licensing and maintenance have been included. The expected life of the asset register is 10 years.

* N/A - No amounts have been included in the "Previous Budgets" due to this project's on-going nature.

Project Name: **Brady Road Resource Management Facility - Cell Construction (formerly - Brady Road Resource Management Facility - Cell Construction - Phase 1)**

Standing Policy Committee: Water and Waste, Riverbank Management and the Environment

Department: Water and Waste
Project: 2062000418

Service: Solid Waste Collection and Disposal
OurWinnipeg: Environment

| AUTHORIZATION | Previous Budgets | 2018 Estimate | FORECAST 2019 | 2020 | 2021 | 2022 | 2023 | Five-Year Forecast Total | Six-Year Total |
|---|---|---|---|---|---|---|---|---|---|
| Project Costs ($000's) | N/A* | - | 1,907 | - | 2,004 | - | 3,281 | 7,192 | 7,192 |
| Financed by: | | | | | | | | | |
| Retained Earnings | | | 1,907 | | 2,004 | | 3,281 | 7,192 | 7,192 |

| CASH FLOW | 2018 | 2019 | 2020 | 2021 | 2022 | 2023 | Beyond 2023 | Total |
|---|---|---|---|---|---|---|---|---|
| Project Costs ($000's) | - | 1,907 | - | 2,004 | - | 3,281 | - | 7,192 |
| Financed by: | | | | | | | | |
| Retained Earnings | | 1,907 | | 2,004 | | 3,281 | | 7,192 |

| NET OPERATING IMPACT ($000's) | 2018 | 2019 | 2020 |
|---|---|---|---|
| Operating costs | | | |
| External debt and finance charges | | | |
| Transfer to General Capital Fund | | | |
| **Total Direct Costs** | - | - | - |
| Less: Incremental Revenue/Recovery | | | |
| **Net Cost/(Benefit)** | - | - | - |
| **Incremental Full Time Equivalent Positions** | - | - | - |

Class Estimate: 3

Solid waste must be disposed of in engineered landfill cells under the conditions of the Environment Act Licence No. 3081 R. As the capacity of existing landfill cells is consumed, new cells and their supporting infrastructure must be designed and constructed. The funding identified provides for design, excavation, liners, leachate collection, associated surface and ground water management, access roads, and associated engineering work.

Landfill cells will be constructed sequentially with each cell providing approximately two years of capacity. The next sequence of cells is schedule for construction in 2019, 2021, and 2023. The next major engineering design effort is expected to take place in 2023 for the sequence of cells being constructed after 2023.

The name of this project has changed from 'Brady Road Resource Management Facility - Cell Construction - Phase 1'.

The expected life of this asset is 50 years.

* N/A - No amounts have been included in the "Previous Budgets" due to this project's on-going nature.

Project Name: **Brady Road Resource Management Facility - Drainage, Roadways and Site Improvements**

Standing Policy Committee: Water and Waste, Riverbank Management and the Environment

Department: Water and Waste
Project: 2062000618
Service: Solid Waste Collection and Disposal
OurWinnipeg: Environment

| AUTHORIZATION | Previous Budgets | 2018 Estimate | FORECAST 2019 | 2020 | 2021 | 2022 | 2023 | Five-Year Forecast Total | Six-Year Total |
|---|---|---|---|---|---|---|---|---|---|
| Project Costs ($000's) | 6,710 | 2,800 | 1,200 | 200 | - | - | - | 1,400 | 4,200 |
| Financed by: | | | | | | | | | |
| Retained Earnings | | | 1,200 | 200 | | | | 1,400 | 1,400 |
| External Debt | | 2,800 | | | | | | | 2,800 |

| CASH FLOW | 2018 | 2019 | 2020 | 2021 | 2022 | 2023 | Beyond 2023 | Total |
|---|---|---|---|---|---|---|---|---|
| Project Costs ($000's) | 2,800 | 1,200 | 200 | - | - | - | - | 4,200 |
| Financed by: | | | | | | | | |
| Retained Earnings | | 1,200 | 200 | | | | | 1,400 |
| External Debt | 2,800 | | | | | | | 2,800 |

| NET OPERATING IMPACT ($000's) | 2018 | 2019 | 2020 |
|---|---|---|---|
| Operating costs | | (90) | (91) |
| External debt and finance charges | 110 | 176 | 176 |
| Transfer to General Capital Fund | | | |
| **Total Direct Costs** | 110 | 86 | 85 |
| Less: Incremental Revenue/Recovery | | | |
| **Net Cost/(Benefit)** | 110 | 86 | 85 |
| **Incremental Full Time Equivalent Positions** | - | - | - |

Class Estimate: 3

This work is a requirement of the Province of Manitoba Environment Act Licence No. 3081 R.

Licensing requirements identify the need for significant drainage, roadway and other site improvements such as landscaping. In keeping with best practices for landfill operations, runoff from landfilled areas will be directed to storage and tested for acceptability for release. Drainage from non-landfilled areas will be by direct connection to external drainage.

The main internal roadway is Charrette Road which has been in operation since the inception of this landfill in 1973. This roadway requires significant upgrading to withstand continued use. There is also a need to construct new internal roadways for redirection of trucks transporting clean fill and other bulk usable materials to stockpile areas and for future landfill access and alternative emergency access. Also included are security and communications upgrades to mitigate risk and enhance facilitate response in case of emergency.

The expected life of this asset is 50 years.

Project Name: **Brady Road Resource Management Facility - Landfill Gas Capture Expansion (formerly - Brady Road Resource Management Facility - Landfill Gas Capture Expansion - Phase 2)**

Standing Policy Committee: Water and Waste, Riverbank Management and the Environment

Department: Water and Waste
Project: 2062000222

Service: Solid Waste Collection and Disposal
OurWinnipeg: Environment

| AUTHORIZATION | Previous Budgets | 2018 Estimate | FORECAST 2019 | 2020 | 2021 | 2022 | 2023 | Five-Year Forecast Total | Six-Year Total |
|---|---|---|---|---|---|---|---|---|---|
| Project Costs ($000's) | N/A* | - | - | - | - | 4,236 | - | 4,236 | 4,236 |
| Financed by: | | | | | | | | | |
| Brady Landfill Site Rehabilitation Reserve | | | | | | 4,236 | | 4,236 | 4,236 |

| CASH FLOW | 2018 | 2019 | 2020 | 2021 | 2022 | 2023 | Beyond 2023 | Total |
|---|---|---|---|---|---|---|---|---|
| Project Costs ($000's) | - | - | - | - | 4,236 | - | - | 4,236 |
| Financed by: | | | | | | | | |
| Brady Landfill Site Rehabilitation Reserve | | | | | 4,236 | | | 4,236 |

| NET OPERATING IMPACT ($000's) | 2018 | 2019 | 2020 |
|---|---|---|---|
| Operating costs | | | |
| External debt and finance charges | | | |
| Transfer to General Capital Fund | | | |
| **Total Direct Costs** | - | - | - |
| Less: Incremental Revenue/Recovery | | | |
| **Net Cost/(Benefit)** | - | - | - |
| **Incremental Full Time Equivalent Positions** | - | - | - |

Class Estimate: 3

The landfill gas collection system is constructed in closed (completed) portions of the landfill. There is no current collection of landfill gases in the active portion of the landfill. The current disposal cell area is expected to have a partial gas collection system installed in 2017 which is estimated to capture up to 1000 standard cubic feet per minute of gas. The final phase of the program, proposed to be initiated in 2022, is expected to capture an additional 1500 standard cubic feet per minute of gas.

Funding for Landfill Gas Capture Expansion has been revised to coordinate landfill gas capture expansion with new cell expansion/ excavation. Timing of gas capture work was deferred due to increased diversion rates extending the life of a landfill cell.

There is an obligation under the Province of Manitoba Environment Act Licence No. 3081 R for the Brady Road Resource Management Facility (BRRMF) to control odours leaving the landfill site. If the gas is not collected, objectionable odours will be experienced by the nearby neighbourhoods from the active filling area. Additionally, flammable gases will be released uncontrolled from the decomposing waste which may pose public health and safety risks. The Climate Change and Emissions Reductions Act requires the City to collect and destroy methane gas generated by the BRRMF, consistent with Provincial directives on greenhouse gas (GHG) reduction and odour control.

The City intends to explore funding alternatives with external agencies on GHG credit allowance or capital funding.

The name of this project has changed from 'Brady Road Resource Management Facility - Landfill Gas Capture Expansion - Phase 2'.

The expected life of this asset is 50 years.

* N/A - No amounts have been included in the "Previous Budgets" due to this project's on-going nature.

Project Name: **Closed Landfill Site Improvement**

Standing Policy Committee: Water and Waste, Riverbank Management and the Environment

Department: Water and Waste
Project: 2060000618

Service: Solid Waste Collection and Disposal
OurWinnipeg: Environment

| AUTHORIZATION | Previous Budgets | 2018 Estimate | FORECAST 2019 | 2020 | 2021 | 2022 | 2023 | Five-Year Forecast Total | Six-Year Total |
|---|---|---|---|---|---|---|---|---|---|
| Project Costs ($000's) | N/A* | 210 | 225 | 220 | 285 | 200 | 200 | 1,130 | 1,340 |
| Financed by: | | | | | | | | | |
| Brady Landfill Site Rehabilitation Reserve | | 210 | 225 | 220 | 285 | 200 | 200 | 1,130 | 1,340 |

| CASH FLOW | 2018 | 2019 | 2020 | 2021 | 2022 | 2023 | Beyond 2023 | Total |
|---|---|---|---|---|---|---|---|---|
| Project Costs ($000's) | 210 | 225 | 220 | 285 | 200 | 200 | - | 1,340 |
| Financed by: | | | | | | | | |
| Brady Landfill Site Rehabilitation Reserve | 210 | 225 | 220 | 285 | 200 | 200 | | 1,340 |

| NET OPERATING IMPACT ($000's) | 2018 | 2019 | 2020 |
|---|---|---|---|
| Operating costs | 58 | 59 | 60 |
| External debt and finance charges | | | |
| Transfer to General Capital Fund | | | |
| **Total Direct Costs** | 58 | 59 | 60 |
| Less: Incremental Revenue/Recovery | | | |
| **Net Cost/(Benefit)** | 58 | 59 | 60 |
| **Incremental Full Time Equivalent Positions** | 1.00 | 1.00 | 1.00 |

Class Estimate: Not applicable, as this is a scalable program

The Closed Landfill Maintenance Program was initiated in 2016 as a response to the Landfill Disposition Study to improve and upgrade closed landfill components, including the protective cap, leachate and landfill gas collection systems, and monitoring equipment. Once complete, the study and site assessments will prioritize projects and enable the City to develop an annual risk-based program to maximize use of future funding.

Costs include preliminary design/detailed design, engineering and construction.

The expected life of this asset is 50 years.

* N/A - No amounts have been included in the "Previous Budgets" due to this project's on-going nature.

Project Name: **Miscellaneous Land Acquisition**

Standing Policy Committee: Water and Waste, Riverbank Management and the Environment

Department: Water and Waste
Project: 2061000118

Service: Solid Waste Collection and Disposal
OurWinnipeg: Environment

| AUTHORIZATION | Previous Budgets | 2018 Estimate | FORECAST 2019 | 2020 | 2021 | 2022 | 2023 | Five-Year Forecast Total | Six-Year Total |
|---|---|---|---|---|---|---|---|---|---|
| Project Costs ($000's) | 800 | 800 | - | - | - | - | - | - | 800 |
| Financed by: | | | | | | | | | |
| Retained Earnings | | 800 | | | | | | | 800 |

| CASH FLOW | 2018 | 2019 | 2020 | 2021 | 2022 | 2023 | Beyond 2023 | Total |
|---|---|---|---|---|---|---|---|---|
| Project Costs ($000's) | 800 | - | - | - | - | - | - | 800 |
| Financed by: | | | | | | | | |
| Retained Earnings | 800 | | | | | | | 800 |

| NET OPERATING IMPACT ($000's) | 2018 | 2019 | 2020 |
|---|---|---|---|
| Operating costs | | | |
| External debt and finance charges | | | |
| Transfer to General Capital Fund | | | |
| **Total Direct Costs** | - | - | - |
| Less: Incremental Revenue/Recovery | | | |
| **Net Cost/(Benefit)** | - | - | - |
| **Incremental Full Time Equivalent Positions** | - | - | - |

Class Estimate: Not applicable

With the 33 closed landfills and one active landfill in the City, there are occasions when there is a benefit to acquiring lands in proximity of these sites to provide additional buffer zones to minimize impacts on adjacent private lands. There are also occasions when acquiring land would be beneficial for monitoring, long term control, use, drainage works or rehabilitation of landfill sites.

Additionally, acquiring land can improve site geometry and protect long term waste management ability.

Funds identified provision for the cost of acquiring land and associated administration costs.

Project Name: **Collection Management System**

Standing Policy Committee: Water and Waste, Riverbank Management and the Environment

Department: Water and Waste
Project: 206400318

Service: Solid Waste Collection and Disposal
OurWinnipeg: Environment

| AUTHORIZATION | Previous Budgets | 2018 Estimate | FORECAST 2019 | 2020 | 2021 | 2022 | 2023 | Five-Year Forecast Total | Six-Year Total |
|---|---|---|---|---|---|---|---|---|---|
| Project Costs ($000's) | - | 700 | 250 | - | - | - | - | 250 | 950 |
| Financed by: | | | | | | | | | |
| Waste Diversion Reserve | | 700 | 250 | | | | | 250 | 950 |

| CASH FLOW | 2018 | 2019 | 2020 | 2021 | 2022 | 2023 | Beyond 2023 | Total |
|---|---|---|---|---|---|---|---|---|
| Project Costs ($000's) | 700 | 250 | - | - | - | - | - | 950 |
| Financed by: | | | | | | | | |
| Waste Diversion Reserve | 700 | 250 | | | | | | 950 |

| NET OPERATING IMPACT ($000's) | 2018 | 2019 | 2020 |
|---|---|---|---|
| Operating costs | 19 | 20 | 20 |
| External debt and finance charges | | | |
| Transfer to General Capital Fund | | | |
| **Total Direct Costs** | 19 | 20 | 20 |
| Less: Incremental Revenue/Recovery | | | |
| **Net Cost/(Benefit)** | 19 | 20 | 20 |
| **Incremental Full Time Equivalent Positions** | - | - | - |

Class Estimate: 3

This project will provide an integrated collection management information system that will manage cart inventory and delivery, billing and payment processing, vendor and contract management, customer service inquiries and operational and compliance reporting capabilities. The scope of this project will include building new system functionalities within the in-house developed Collections Management System (CMS), integrating CMS with garbage and recycling contractor's application systems as well as with other internal City systems, and developing tools to generate compliance, operational and financial reports and dashboards.

The expected life of this asset is 10 years.

Project Name: **Flood Pumping Station Rehabilitation**

Standing Policy Committee: Water and Waste, Riverbank Management and the Environment

Department: Water and Waste
Project: 2076500118

Service: Land Drainage and Flood Control
OurWinnipeg: Environment

| AUTHORIZATION | Previous Budgets | 2018 Estimate | FORECAST 2019 | 2020 | 2021 | 2022 | 2023 | Five-Year Forecast Total | Six-Year Total |
|---|---|---|---|---|---|---|---|---|---|
| Project Costs ($000's) | N/A* | 1,000 | 1,000 | 1,000 | 1,000 | 1,000 | 1,000 | 5,000 | 6,000 |
| Financed by: | | | | | | | | | |
| Transfer from Sewage Disposal System Fund | | 1,000 | 1,000 | 1,000 | 1,000 | 1,000 | 1,000 | 5,000 | 6,000 |

| CASH FLOW | 2018 | 2019 | 2020 | 2021 | 2022 | 2023 | Beyond 2023 | Total |
|---|---|---|---|---|---|---|---|---|
| Project Costs ($000's) | 1,000 | 1,000 | 1,000 | 1,000 | 1,000 | 1,000 | - | 6,000 |
| Financed by: | | | | | | | | |
| Transfer from Sewage Disposal System Fund | 1,000 | 1,000 | 1,000 | 1,000 | 1,000 | 1,000 | | 6,000 |

| NET OPERATING IMPACT ($000's) | 2018 | 2019 | 2020 |
|---|---|---|---|
| Operating costs | | | |
| External debt and finance charges | | | |
| Transfer to General Capital Fund | | | |
| **Total Direct Costs** | - | - | - |
| Less: Incremental Revenue/Recovery | | | |
| **Net Cost/(Benefit)** | - | - | - |
| **Incremental Full Time Equivalent Positions** | - | - | - |

Class Estimate: Not applicable, as this is a scalable program

A 2007 report on the adequacy and operation of the 34 regional flood pumping stations identified station upgrades required in the near and long term. These upgrades improve overall station reliability during high river levels and rainfall events. Funding for this project also includes an annual program for carrying out major repairs, upgrades and/or improvements to the flood pumping stations and associated outfall pipes and gates. Upgrades and/or improvements include changes to: ventilation, electrical, mechanical, structural, and architectural components. A program to address high priority reliability items has been developed for implementation over the next six years. All stations will be upgraded for remote monitoring which is critical during flood and rainfall events.

The expected life of this asset is 50 years.

* N/A - No amounts have been included in the "Previous Budgets" due to this project's on-going nature.

Project Name: **Land Drainage Sewers - Regional / Local Streets**

Standing Policy Committee: Water and Waste, Riverbank Management and the Environment

Department: Water and Waste
Project: 20XXXXXXXX
Service: Land Drainage and Flood Control
OurWinnipeg: Vitality

| AUTHORIZATION | Previous Budgets | 2018 Estimate | FORECAST 2019 | 2020 | 2021 | 2022 | 2023 | Five-Year Forecast Total | Six-Year Total |
|---|---|---|---|---|---|---|---|---|---|
| Project Costs ($000's) | N/A * | 500 | 1,000 | 100 | 100 | 100 | 100 | 1,400 | 1,900 |
| Financed by: | | | | | | | | | |
| Transfer from Sewage Disposal System Fund | | 500 | 1,000 | 100 | 100 | 100 | 100 | 1,400 | 1,900 |

| CASH FLOW | 2018 | 2019 | 2020 | 2021 | 2022 | 2023 | Beyond 2023 | Total |
|---|---|---|---|---|---|---|---|---|
| Project Costs ($000's) | 425 | 925 | 235 | 100 | 100 | 100 | 15 | 1,900 |
| Financed by: | | | | | | | | |
| Transfer from Sewage Disposal System Fund | 425 | 925 | 235 | 100 | 100 | 100 | 15 | 1,900 |

| NET OPERATING IMPACT ($000's) | 2018 | 2019 | 2020 |
|---|---|---|---|
| Operating costs | | | |
| External debt and finance charges | | | |
| Transfer to General Capital Fund | | | |
| **Total Direct Costs** | - | - | - |
| Less: Incremental Revenue/Recovery | | | |
| **Net Cost/(Benefit)** | - | - | - |
| **Incremental Full Time Equivalent Positions** | - | - | - |

Class Estimate: 3

Land drainage sewers and catch basins required for Local Improvement projects and other miscellaneous drainage improvements.

* N/A - No amounts have been included in the "Previous Budgets" due to this project's on-going nature.

Project Name: **Land Drainage and Combined Sewers Outfall Gate Structures**

Standing Policy Committee: Water and Waste, Riverbank Management and the Environment

Department: Water and Waste
Project: 2078500218

Service: Land Drainage and Flood Control
OurWinnipeg: Environment

| AUTHORIZATION | Previous Budgets | 2018 Estimate | FORECAST 2019 | 2020 | 2021 | 2022 | 2023 | Five-Year Forecast Total | Six-Year Total |
|---|---|---|---|---|---|---|---|---|---|
| Project Costs ($000's) | N/A* | 1,800 | 1,740 | 2,020 | - | - | - | 3,760 | 5,560 |
| Financed by: | | | | | | | | | |
| Transfer from Sewage Disposal System Fund | | 1,800 | 1,740 | 2,020 | | | | 3,760 | 5,560 |

| CASH FLOW | 2018 | 2019 | 2020 | 2021 | 2022 | 2023 | Beyond 2023 | Total |
|---|---|---|---|---|---|---|---|---|
| Project Costs ($000's) | 1,800 | 1,740 | 2,020 | - | - | - | - | 5,560 |
| Financed by: | | | | | | | | |
| Transfer from Sewage Disposal System Fund | 1,800 | 1,740 | 2,020 | | | | | 5,560 |

| NET OPERATING IMPACT ($000's) | 2018 | 2019 | 2020 |
|---|---|---|---|
| Operating costs | | | |
| External debt and finance charges | | | |
| Transfer to General Capital Fund | | | |
| **Total Direct Costs** | - | - | - |
| Less: Incremental Revenue/Recovery | | | |
| **Net Cost/(Benefit)** | - | - | - |
| **Incremental Full Time Equivalent Positions** | - | - | - |

Class Estimate: Not applicable, as this is a scalable program

All land drainage gate chambers have been upgraded to a protection level of James 24.5 ft. The current focus is to upgrade the City's storm relief sewer (SRS) gate chambers to provide improved dewatering in combined sewer districts during summer rainstorms. The older SRS systems are only isolated from the river with sluice gates. An engineering study has been undertaken to develop conceptual designs and cost estimates for adding flap gates and permanent pumping as required for some of the identified sites and will be undertaken for remaining sites in future years.

The expected life of this asset is 50 years.

* N/A - No amounts have been included in the "Previous Budgets" due to this project's on-going nature.

Project Name: **Stormwater Retention Basin Revetments**

Standing Policy Committee: Water and Waste, Riverbank Management and the Environment

Department: Water and Waste
Project: 2075000118

Service: Land Drainage and Flood Control
OurWinnipeg: Environment

| AUTHORIZATION | Previous Budgets | 2018 Estimate | FORECAST 2019 | 2020 | 2021 | 2022 | 2023 | Five-Year Forecast Total | Six-Year Total |
|---|---|---|---|---|---|---|---|---|---|
| Project Costs ($000's) | N/A* | 175 | - | 430 | - | 470 | - | 900 | 1,075 |
| Financed by: | | | | | | | | | |
| Transfer from Sewage Disposal System Fund | | 175 | | 430 | | 470 | | 900 | 1,075 |

| CASH FLOW | 2018 | 2019 | 2020 | 2021 | 2022 | 2023 | Beyond 2023 | Total |
|---|---|---|---|---|---|---|---|---|
| Project Costs ($000's) | 175 | - | 430 | - | 470 | - | - | 1,075 |
| Financed by: | | | | | | | | |
| Transfer from Sewage Disposal System Fund | 175 | | 430 | | 470 | | | 1,075 |

| NET OPERATING IMPACT ($000's) | 2018 | 2019 | 2020 |
|---|---|---|---|
| Operating costs | | | |
| External debt and finance charges | | | |
| Transfer to General Capital Fund | | | |
| **Total Direct Costs** | - | - | - |
| Less: Incremental Revenue/Recovery | | | |
| **Net Cost/(Benefit)** | - | - | - |
| **Incremental Full Time Equivalent Positions** | - | - | - |

Class Estimate: 4

There are 86 stormwater retention basins (SRBs) that the City maintains as part of the land drainage system. The revetment replacement program is utilized to replace aging and deteriorated shoreline revetments along the public shorelines of the City's SRB lake system. Revetments comprised of crushed granular material are constructed along SRB shorelines primarily as structural components to control or absorb the incoming energy and protect against erosion from wind/wave action on the lakes. The revetments prevent further damage during periods of flooding or heavy rains and also help to protect and stabilize the surrounding sloped grassed areas leading up to the SRBs.

A class 3 estimate will be obtained prior to construction.

The expected life of this asset is 15 years.

* N/A - No amounts have been included in the "Previous Budgets" due to this project's on-going nature.

Project Name: **Land Drainage Utility**

Standing Policy Committee: Water and Waste, Riverbank Management and the Environment

Department: Water and Waste
Project: 2070001520

Service: Land Drainage and Flood Control
OurWinnipeg: Environment

| AUTHORIZATION | Previous Budgets | 2018 Estimate | FORECAST 2019 | 2020 | 2021 | 2022 | 2023 | Five-Year Forecast Total | Six-Year Total |
|---|---|---|---|---|---|---|---|---|---|
| Project Costs ($000's) | - | - | - | 400 | 100 | - | - | 500 | 500 |
| Financed by: | | | | | | | | | |
| Transfer from Sewage Disposal System Fund | | | | 400 | 100 | | | 500 | 500 |

| CASH FLOW | 2018 | 2019 | 2020 | 2021 | 2022 | 2023 | Beyond 2023 | Total |
|---|---|---|---|---|---|---|---|---|
| Project Costs ($000's) | - | - | 400 | 100 | - | - | - | 500 |
| Financed by: | | | | | | | | |
| Transfer from Sewage Disposal System Fund | | | 400 | 100 | | | | 500 |

| NET OPERATING IMPACT ($000's) | 2018 | 2019 | 2020 |
|---|---|---|---|
| Operating costs | | | |
| External debt and finance charges | | | |
| Transfer to General Capital Fund | | | |
| **Total Direct Costs** | - | - | - |
| Less: Incremental Revenue/Recovery | | | |
| **Net Cost/(Benefit)** | - | - | - |
| **Incremental Full Time Equivalent Positions** | - | - | - |

Class Estimate: 5

Funding is required to study the feasibility of implementing a new Land Drainage Utility and implementation of a separate land drainage rate. A separate land drainage rate is necessary to eliminate subsidized funding from the sewer rate payers and support cost of service (COS) principles which promote equity in cost for the benefit received (users pay for what they use).

Project Name: **Development Agreement Paybacks**

Standing Policy Committee: Water and Waste, Riverbank Management and the Environment

Department: Water and Waste
Project: 2077000118

Service: Land Drainage and Flood Control
OurWinnipeg: Environment

| AUTHORIZATION | Previous Budgets | 2018 Estimate | FORECAST 2019 | 2020 | 2021 | 2022 | 2023 | Five-Year Forecast Total | Six-Year Total |
|---|---|---|---|---|---|---|---|---|---|
| Project Costs ($000's) | N/A* | 3,100 | 2,200 | 1,500 | - | - | - | 3,700 | 6,800 |
| Financed by: | | | | | | | | | |
| Developer Capacity Charges | | 3,100 | 2,200 | 1,500 | | | | 3,700 | 6,800 |

| CASH FLOW | 2018 | 2019 | 2020 | 2021 | 2022 | 2023 | Beyond 2023 | Total |
|---|---|---|---|---|---|---|---|---|
| Project Costs ($000's) | 3,100 | 2,200 | 1,500 | - | - | - | - | 6,800 |
| Financed by: | | | | | | | | |
| Developer Capacity Charges | 3,100 | 2,200 | 1,500 | | | | | 6,800 |

| NET OPERATING IMPACT ($000's) | 2018 | 2019 | 2020 |
|---|---|---|---|
| Operating costs | | | |
| External debt and finance charges | | | |
| Transfer to General Capital Fund | | | |
| **Total Direct Costs** | - | - | - |
| Less: Incremental Revenue/Recovery | | | |
| **Net Cost/(Benefit)** | - | - | - |
| **Incremental Full Time Equivalent Positions** | - | - | - |

Class Estimate: Not applicable, as this is a scalable program

The provision for development agreement payback is an allowance for the City to repay developers who bridge finance the installation of oversized land drainage services at a time when City capital funding is not provided. The policy guideline for bridge financing was defined in the previous version of the Development Agreement Parameters and was again incorporated in the most recent version of the Parameters which was adopted by Council on July 17, 2002.

Paybacks will be managed based on available funds in the Developer Capacity Charges account.

The expected life of this asset is over 50 years.

* N/A - No amounts have been included in the "Previous Budgets" due to this project's on-going nature.

Project Name: **Outfall Rehabilitation**

Standing Policy Committee: Water and Waste, Riverbank Management and the Environment

Department: Water and Waste
Project: 2078000118

Service: Land Drainage and Flood Control
OurWinnipeg: Environment

| AUTHORIZATION | Previous Budgets | 2018 Estimate | FORECAST 2019 | 2020 | 2021 | 2022 | 2023 | Five-Year Forecast Total | Six-Year Total |
|---|---|---|---|---|---|---|---|---|---|
| Project Costs ($000's) | N/A* | 3,000 | 2,000 | 2,000 | 2,000 | 3,500 | 3,500 | 13,000 | 16,000 |
| Financed by: | | | | | | | | | |
| Transfer from Sewage Disposal System Fund | | 3,000 | 2,000 | 2,000 | 2,000 | 3,500 | 3,500 | 13,000 | 16,000 |

| CASH FLOW | 2018 | 2019 | 2020 | 2021 | 2022 | 2023 | Beyond 2023 | Total |
|---|---|---|---|---|---|---|---|---|
| Project Costs ($000's) | 3,000 | 2,000 | 2,000 | 2,000 | 3,500 | 3,500 | - | 16,000 |
| Financed by: | | | | | | | | |
| Transfer from Sewage Disposal System Fund | 3,000 | 2,000 | 2,000 | 2,000 | 3,500 | 3,500 | | 16,000 |

| NET OPERATING IMPACT ($000's) | 2018 | 2019 | 2020 |
|---|---|---|---|
| Operating costs | | | |
| External debt and finance charges | | | |
| Transfer to General Capital Fund | | | |
| **Total Direct Costs** | - | - | - |
| Less: Incremental Revenue/Recovery | | | |
| **Net Cost/(Benefit)** | - | - | - |
| **Incremental Full Time Equivalent Positions** | - | - | - |

Class Estimate: Not applicable, as this is a scalable program

In 1998 a condition assessment was completed identifying 350 outfall sites. These sites were classified from a scale of 1 to 5 with 5 being the worst site and a high priority for repair and replacement. Originally 55 high-priority sites were identified requiring attention. Since then, five more sites have been added for a total of 60 sites.

An Outfall Condition Assessment is underway. This assessment will reprioritize Winnipeg's 350 outfall sites given the substantive bank movements and slumping that have occurred in the last 20 years of high water events. The assessment will identify the outfalls that require renewal/rehabilitation, identify renewal/rehabilitation techniques for each outfall and provide a cost estimate for the work at each outfall. This will enable the City to budget and program risk-based work on a yearly basis to maximize use of future funding for the rehabilitation of sewer outfalls, repairs to piping and to improve riverbank instability issues.

$988,00 from 2015 capital budget was returned to Retained Earnings for redistribution and is being budgeted in future years of the project.

The expected life of this asset is 50 years.

* N/A - No amounts have been included in the "Previous Budgets" due to this project's on-going nature.

Project Name: **Floodplain Management**

Standing Policy Committee: Water and Waste, Riverbank Management and the Environment

Department: Water and Waste
Project: 2070000418

Service: Land Drainage and Flood Control
OurWinnipeg: Environment

| AUTHORIZATION | Previous Budgets | 2018 Estimate | FORECAST 2019 | 2020 | 2021 | 2022 | 2023 | Five-Year Forecast Total | Six-Year Total |
|---|---|---|---|---|---|---|---|---|---|
| Project Costs ($000's) | N/A* | 215 | - | - | - | - | - | - | 215 |
| Financed by: | | | | | | | | | |
| Transfer from Sewage Disposal System Fund | | 215 | | | | | | - | 215 |

| CASH FLOW | 2018 | 2019 | 2020 | 2021 | 2022 | 2023 | Beyond 2023 | Total |
|---|---|---|---|---|---|---|---|---|
| Project Costs ($000's) | 215 | - | - | - | - | - | - | 215 |
| Financed by: | | | | | | | | |
| Transfer from Sewage Disposal System Fund | 215 | | | | | | | 215 |

| NET OPERATING IMPACT ($000's) | 2018 | 2019 | 2020 |
|---|---|---|---|
| Operating costs | | | |
| External debt and finance charges | | | |
| Transfer to General Capital Fund | | | |
| **Total Direct Costs** | - | - | - |
| Less: Incremental Revenue/Recovery | | | |
| **Net Cost/(Benefit)** | - | - | - |
| **Incremental Full Time Equivalent Positions** | - | - | - |

Class Estimate: 3

This project will investigate and implement programs, policies and legislation to:

1) Protect and ensure permanency of current and future secondary dike installation;

2) Prevent construction of new structures interfering with secondary dikes and within unprotected areas subjected to frequent high river levels;

3) Purchase, remove and relocate existing structures from the floodplain; and

4) Investigate a process and develop guidelines to control or prevent improvements/re-developments at unprotected private properties with potential acquisition of such high risk properties starting in 2007.

In April 2007, Council approved a program to raise the level of flood protection for low-lying properties below 20 ft. James Avenue where it could be demonstrated the cost of providing sandbags exceeded the cost of a permanent flood works. In this program, the level of flood protection would be raised to 22.5 ft. James Avenue and thereby avoid the need to sandbag for most floods. To date 30 properties have been protected under this program and a few of the properties have had their flood protection systems raised up to the City's designated Flood Protection Level (FPL).

The program is now focusing on properties impacted in the south end of the City due to river ice conditions. It is expected that the program will be completed in the next 2 years.

*N/A - No amounts have been included in the "Previous Budgets" due to this project's on-going nature.

Project Name: **Golf Course Amenities**

Standing Policy Committee: Protection, Community Services and Parks

Department: Planning, Property and Development
Service: Golf Services SOA

Project: 639XXXXX19
OurWinnipeg: Recreation

| AUTHORIZATION | Previous Budgets | 2018 Estimate | FORECAST 2019 | 2020 | 2021 | 2022 | 2023 | Five-Year Forecast Total | Six-Year Total |
|---|---|---|---|---|---|---|---|---|---|
| Project Costs ($000's) | - | - | 1,000 | - | - | - | - | 1,000 | 1,000 |
| Financed by: | | | | | | | | | |
| Cash to Capital | | | 1,000 | | | | | 1,000 | 1,000 |

| CASH FLOW | 2018 | 2019 | 2020 | 2021 | 2022 | 2023 | Beyond 2023 | Total |
|---|---|---|---|---|---|---|---|---|
| Project Costs ($000's) | - | 1,000 | - | - | - | - | - | 1,000 |
| Financed by: | | | | | | | | |
| Cash to Capital | | 1,000 | | | | | | 1,000 |

| NET OPERATING IMPACT ($000's) | 2018 | 2019 | 2020 |
|---|---|---|---|
| Operating costs | | | |
| External debt and finance charges | | | |
| Transfer to General Capital Fund | | 1,000 | |
| **Total Direct Costs** | - | 1,000 | - |
| Less: Incremental Revenue/Recovery | | 33 | |
| **Net Cost/(Benefit)** | - | 968 | - |
| **Incremental Full Time Equivalent Positions** | - | - | - |

Class Estimate: Not applicable, as this is a scalable program

The lease on the Canoe Club Golf Course expires in April 2019. The funds will enable a public consultation about future options for the property, and could be used to fund amenities such as tennis courts or soccer facilities on the property. Should the lease for the current 9-hole course be renewed, funds may be returned to the other area parks projects.

Return to Table of Contents

The City of Winnipeg

# Appendices

2018
Preliminary Capital Budget

and

2019 to 2023
Five Year Forecast

# Table of Contents


Appendix 1: Service Based View ..... 3-1

Appendix 2: Cost Estimate Classification System ..... 3-13

Appendix 3: Public Private Partnership Payments as a Percentage Of Cash to Capital / Gas Tax ..... 3-15

Appendix 4: Transfers from Other Capital Accounts / Surplus Capital ..... 3-17

Appendix 5: 5A. Transfer to Capital Reconciliation ..... 3-19

5B. Variances Net of Transfer to Capital / Regional and Local Street Renewal Reserves / Frontage Levy ..... 3-20

5C. Operating Budget Net of Transfer to Capital / Regional and Local Street Renewal Reserves / Frontage Levy ..... 3-21

5D. Cash to Capital Surpluses - 2017 Capital Review ..... 3-22

Appendix 6 Regional and Local Street Renewal Program ..... 3-25

Appendix 7: Capital Projects Funded by Federal Gas Tax ..... 3-29

Appendix 8: Major Capital Projects ..... 3-31

Appendix 9: Active Transportation Projects ..... 3-33

| **CAPITAL PROJECTS SUMMARY** | **PRELIMINARY CAPITAL** | | | | | | |
|---|---|---|---|---|---|---|---|
| ***SERVICE BASED VIEW*** | **BUDGET** | **FORECAST** | | | | | **6 YEAR** |
| *(in Thousands of $)* | **2018** | **2019** | **2020** | **2021** | **2022** | **2023** | **TOTAL** |
| INFRASTRUCTURE RENEWAL AND PUBLIC WORKS | | | | | | | |
| Roadway Construction and Maintenance | **152,381** | **143,173** | **164,679** | **155,986** | **178,536** | **192,936** | **987,691** |
| Transportation Planning and Traffic Management | **2,185** | **5,150** | **4,375** | **3,730** | **2,700** | **2,700** | **20,840** |
| Public Transit | **31,863** | **36,556** | **29,176** | **38,132** | **37,952** | **40,397** | **214,076** |
| City Beautification | **525** | **665** | **400** | **400** | **400** | **400** | **2,790** |
| **Total Infrastructure Renewal and Public Works** | **186,954** | **185,544** | **198,630** | **198,248** | **219,588** | **236,433** | **1,225,397** |
| WATER AND WASTE, RIVERBANK MANAGEMENT AND THE ENVIRONMENT | | | | | | | |
| Water | **28,483** | **37,059** | **29,212** | **30,275** | **23,115** | **24,925** | **173,069** |
| Wastewater | **68,360** | **55,222** | **56,628** | **54,817** | **87,488** | **64,224** | **386,739** |
| Land Drainage and Flood Control | **10,290** | **8,645** | **8,177** | **3,935** | **5,570** | **4,600** | **41,217** |
| Solid Waste Disposal | **4,510** | **3,582** | **420** | **2,289** | **4,436** | **3,481** | **18,718** |
| **Total Water and Waste, Riverbank Management and the Environment** | **111,643** | **104,508** | **94,437** | **91,316** | **120,609** | **97,230** | **619,743** |
| PROPERTY AND DEVELOPMENT, HERITAGE AND DOWNTOWN DEVELOPMENT | | | | | | | |
| Neighbourhood Revitalization | **2,142** | **2,192** | **2,227** | **2,263** | **2,300** | **2,338** | **13,462** |
| Heritage Conservation | **187** | **214** | **217** | **220** | **424** | **229** | **1,491** |
| Cemeteries | **200** | **390** | **398** | **406** | **400** | **399** | **2,193** |
| Property Asset Management - Tax Supported | | **361** | **393** | **381** | **256** | | **1,391** |
| Property Asset Management - Municipal Accommodations | **4,759** | **12,789** | **3,649** | **3,840** | **2,049** | **2,941** | **30,027** |
| **Total Property and Development, Heritage and Downtown Development** | **7,288** | **15,946** | **6,884** | **7,110** | **5,429** | **5,907** | **48,564** |
| PROTECTION, COMMUNITY SERVICES AND PARKS / WINNIPEG POLICE BOARD | | | | | | | |
| Police Response | **3,277** | **3,590** | **1,625** | **8,810** | **2,958** | **5,789** | **26,049** |
| Fire and Rescue Response | **3,144** | **10,247** | **5,120** | **3,403** | **10,316** | **4,438** | **36,668** |
| Medical Response | **949** | **993** | **1,677** | **1,109** | **4,178** | **6,877** | **15,783** |
| Recreation | **5,572** | **16,985** | **3,469** | **12,803** | **3,441** | **3,550** | **45,820** |
| Parks and Urban Forestry | **11,160** | **10,145** | **9,108** | **9,658** | **8,561** | **10,817** | **59,449** |
| Golf Services (SOA) | | **1,000** | | | | | **1,000** |
| Libraries | **100** | **5,009** | **3,229** | **11,364** | **9,782** | **7,027** | **36,511** |
| Arts, Entertainment and Culture | **15,623** | **10,351** | **2,500** | **2,500** | **2,500** | **2,500** | **35,974** |
| **Total Protection, Community Services and Parks / Winnipeg Police Board** | **39,825** | **58,320** | **26,728** | **49,647** | **41,736** | **40,998** | **257,254** |
| EXECUTIVE POLICY | | | | | | | |
| Organizational Support Services | **9,567** | **3,651** | **2,951** | **2,935** | **5,614** | **3,644** | **28,362** |
| Assessment, Taxation and Corporate | **1,408** | **350** | **200** | **350** | **350** | | **2,658** |
| Council Services | **700** | **1,000** | **1,000** | **1,200** | **2,200** | **1,150** | **7,250** |
| **Total Executive Policy** | **11,675** | **5,001** | **4,151** | **4,485** | **8,164** | **4,794** | **38,270** |
| **TOTAL CAPITAL PROGRAM** | **357,385** | **369,319** | **330,830** | **350,806** | **395,526** | **385,362** | **2,189,228** |

| CAPITAL PROJECTS SUMMARY<br>*SERVICE BASED VIEW*<br>*(in Thousands of $)* | DETAIL PAGE NO. | PRELIMINARY CAPITAL BUDGET 2018 | FORECAST 2019 | 2020 | 2021 | 2022 | 2023 | 6 YEAR TOTAL |
|---|---|---|---|---|---|---|---|---|
| **CAPITAL PROJECTS LISTING** | | | | | | | | |
| **INFRASTRUCTURE RENEWAL AND PUBLIC WORKS** | | | | | | | | |
| **Roadway Construction and Maintenance** | | | | | | | | |
| ***Public Works*** | | | | | | | | |
| Pedestrian and Cycling Program - First charge against the 2018 Capital Budget of up to $2.250 million for Protected Bike Lanes: McDermot Avenue/Bannatyne Avenue (Council September 27, 2017) | 2-1 | **5,400** | **5,400** | **5,400** | **5,400** | **5,400** | **5,400** | **32,400** |
| Developer Payback - Various Locations | 2-7 | **10,137** | | **16,113** | | | | **26,250** |
| Tuxedo Yards Development - First charge against 2018 Capital Budget of up to $465,000 (Council May 24, 2017) | 2-9 | **2,444** | **1,874** | **1,880** | | | | **6,198** |
| Parking and Street Enhancements Program in Exchange District | 2-15 | **1,500** | | | | | | **1,500** |
| Henderson Highway North of Gilmore to City Limit | 2-16 | | **700** | | | | | **700** |
| Inner-Ring Road - Functional Design | 2-17 | | **2,000** | **2,000** | **2,000** | | | **6,000** |
| Regional and Local Street Renewal - First charge against 2018 Capital Budget of up to $1.5 million for Rue de Trappistes renewal (Council July 19, 2017); First charge against the 2018 Capital Budget of up to $2 million for Portage and Main Rehabilitation (Council October 25, 2017) | 2-18 | **116,000** | **116,236** | **126,636** | **138,436** | **150,636** | **163,036** | **810,980** |
| Fermor Avenue Bridge (Seine River) | 2-24 | **4,100** | **5,100** | | | | | **9,200** |
| Saskatchewan Avenue Culvert (Sturgeon Creek) | 2-25 | **8,000** | | | | | | **8,000** |
| Osborne Street Underpass | 2-26 | | **1,900** | | | | | **1,900** |
| Dublin Avenue Bridge (Omand's Creek) | 2-27 | **700** | **700** | **3,300** | | | | **4,700** |
| Sherwin Road Bridge (Omand's Creek) | 2-28 | | **700** | **2,800** | | | | **3,500** |
| Pembina Highway Overpass (Bishop Grandin) Rehabilitation | 2-29 | | | **1,000** | **2,000** | **15,000** | **15,000** | **33,000** |
| St. James Bridge South Bound | 2-30 | | **2,163** | | | | | **2,163** |
| St. Vital Bridge Rehabilitation | 2-31 | | | | | **2,000** | **3,000** | **5,000** |
| Lagimodiere Twin Overpasses Rehabilitation (Concordia Avenue & CPR Keewatin) | 2-32 | | | | | | **1,000** | **1,000** |
| Waterway Crossing and Grade Separations - Annual Program - First charge against 2018 Capital Budget of up to $2 million (Council July 19, 2017) | 2-33 | **3,000** | **3,000** | **3,050** | **5,050** | **3,000** | **3,000** | **20,100** |
| Work Management / Asset Management Systems Study | 2-39 | | **300** | | | | | **300** |
| Asset Management System - Various Divisions | 2-40 | **100** | **100** | **100** | **100** | **100** | **100** | **600** |
| ***Assessment and Taxation*** | | | | | | | | |
| Local Improvements - Ongoing Program | 2-160 | **1,000** | **3,000** | **2,400** | **3,000** | **2,400** | **2,400** | **14,200** |
| ***Total Roadway Construction and Maintenance*** | | **152,381** | **143,173** | **164,679** | **155,986** | **178,536** | **192,936** | **987,691** |

| CAPITAL PROJECTS SUMMARY<br>*SERVICE BASED VIEW*<br>*(in Thousands of $)* | DETAIL PAGE NO. | PRELIMINARY CAPITAL BUDGET 2018 | FORECAST 2019 | 2020 | 2021 | 2022 | 2023 | 6 YEAR TOTAL |
|---|---|---|---|---|---|---|---|---|
| **Transportation Planning and Traffic Management** | | | | | | | | |
| ***Public Works*** | | | | | | | | |
| Transportation Master Plan | 2-10 | | 250 | 250 | 250 | 250 | 250 | 1,250 |
| Traffic Signals Improvements | 2-11 | 215 | 1,030 | 1,030 | 1,030 | | | 3,305 |
| Traffic Signals Loops | 2-12 | 100 | 250 | 250 | 250 | 250 | 250 | 1,350 |
| Permanent Traffic Monitoring Stations | 2-13 | 770 | 945 | 645 | | | | 2,360 |
| Traffic Engineering Improvements - Various Locations | 2-14 | 1,100 | 2,375 | 1,900 | 1,900 | 1,900 | 1,900 | 11,075 |
| Land Acquisition - Transportation Right of Way | 2-41 | | 300 | 300 | 300 | 300 | 300 | 1,500 |
| ***Total Transportation Planning and Traffic Management*** | | 2,185 | 5,150 | 4,375 | 3,730 | 2,700 | 2,700 | 20,840 |
| **Public Transit** | | | | | | | | |
| ***Transit*** | | | | | | | | |
| Innovative Transit Program | 2-161 | 500 | 700 | | 700 | | | 1,900 |
| Transit Building Replacement / Refurbishment | 2-162 | 956 | 1,636 | 636 | 1,636 | 1,049 | 1,636 | 7,549 |
| Transit Building Roof Replacement and Ventilation Upgrade - First charge against the 2018 Capital Budget of up to $3.550 million (Council December 13, 2016) | 2-163 | 300 | 4,500 | 1,257 | 2,000 | 1,413 | 2,000 | 11,470 |
| Transit Buses - First charge against the 2018 Capital Budget of up to $29.252 million (Council December 13, 2016) | 2-165 | 28,352 | 27,880 | 24,583 | 30,596 | 32,290 | 34,061 | 177,762 |
| Transit Safety Management Practices | 2-170 | 460 | | | | | | 460 |
| Bus Fleet Cameras | 2-171 | 155 | | | | | | 155 |
| Bus Stop Accessibility Program | 2-172 | | 500 | 500 | 500 | 500 | | 2,000 |
| Bus Communication Modernization | 2-173 | 1,140 | 1,140 | | | | | 2,280 |
| Heavy Shop Equipment Replacement Program | 2-174 | | 200 | 200 | 200 | 200 | 200 | 1,000 |
| Hoist Replacement at Fort Rouge Garage | 2-175 | | | 2,000 | 2,500 | 2,500 | 2,500 | 9,500 |
| ***Total Public Transit*** | | 31,863 | 36,556 | 29,176 | 38,132 | 37,952 | 40,397 | 214,076 |
| **City Beautification** | | | | | | | | |
| ***Planning, Property and Development*** | | | | | | | | |
| Downtown Enhancement Program | 2-112 | 125 | 333 | 200 | 200 | 200 | 200 | 1,258 |
| BIZ Zones, Image Routes and Neighbourhood Main Streets | 2-114 | 400 | 332 | 200 | 200 | 200 | 200 | 1,532 |
| ***Total City Beautification*** | | 525 | 665 | 400 | 400 | 400 | 400 | 2,790 |
| **TOTAL INFRASTRUCTURE RENEWAL AND PUBLIC WORKS** | | 186,954 | 185,544 | 198,630 | 198,248 | 219,588 | 236,433 | 1,225,397 |

| **CAPITAL PROJECTS SUMMARY** | **DETAIL** | **PRELIMINARY CAPITAL** | | | | | | |
|---|---|---|---|---|---|---|---|---|
| ***SERVICE BASED VIEW*** | **PAGE** | **BUDGET** | **FORECAST** | | | | | **6 YEAR** |
| *(in Thousands of $)* | **NO.** | **2018** | **2019** | **2020** | **2021** | **2022** | **2023** | **TOTAL** |
| **WATER AND WASTE, RIVERBANK MANAGEMENT AND THE ENVIRONMENT** | | | | | | | | |
| **Water** | | | | | | | | |
| ***Water and Waste - Waterworks System*** | | | | | | | | |
| Shoal Lake Aqueduct Asset Preservation | 2-176 | **1,198** | **2,030** | **720** | **1,840** | **715** | | **6,503** |
| Shoal Lake Aqueduct Intake Facility Rehabilitation | 2-177 | | **6,050** | | **350** | **1,400** | | **7,800** |
| Aqueduct Condition Assessment and Rehabilitation | 2-178 | **900** | | | **1,000** | | **1,000** | **2,900** |
| Tache Booster Pumping Station | 2-179 | | **230** | | **2,400** | | | **2,630** |
| Pumping Stations and Reservoirs Structural Upgrades | 2-180 | **600** | **400** | **400** | | | | **1,400** |
| Chlorination Upgrading at Pumping Stations | 2-181 | | | | **3,575** | | | **3,575** |
| Water Supervisory Control and Data Acquisition (SCADA) Upgrade | 2-182 | | **1,539** | | | | | **1,539** |
| Waterworks System Security Upgrades | 2-183 | | **325** | **872** | **200** | | | **1,397** |
| Regulatory Assessment of Water System Infrastructure and Supply Sources | 2-184 | | | | **575** | | | **575** |
| Water Treatment Plant Capacity Validation | 2-185 | **150** | | | | | | **150** |
| Branch 1 Aqueduct at Seine River - Riverbank Stabilization (East Side) - First charge against the 2018 Capital Budget of up to $500,000 (Council September 27, 2017) | 2-186 | **500** | | | | | | **500** |
| Water Treatment Research and Process Optimization | 2-187 | **560** | | | | | | **560** |
| Deacon Reservoir Cell Rehabilitation | 2-188 | | | | | **100** | | **100** |
| Deacon Booster Pumping Station Suction Header Divider Wall and Valve | 2-189 | | | **1,245** | | | | **1,245** |
| Hurst Pumping Station Building - Structural Repairs | 2-190 | **2,425** | | | | | | **2,425** |
| Deacon Site Flood Protection | 2-191 | **300** | | | | | | **300** |
| HVAC Upgrades at Pumping Stations | 2-192 | **1,000** | **4,005** | | | | | **5,005** |
| Ultraviolet Light Disinfection System Upgrade | 2-193 | | **585** | | | | | **585** |
| Discharge Meter Upgrades at the In-town Pumping Stations | 2-194 | | | **370** | | | | **370** |
| Water Treatment Plant Asset Refurbishment and Replacement | 2-195 | **125** | **575** | **4,650** | | | | **5,350** |
| Feeder Main Condition Assessment and Rehabilitation | 2-196 | **1,350** | **2,850** | **2,200** | **1,000** | **1,100** | **1,225** | **9,725** |
| Building Renovations - 1199 Pacific Avenue | 2-197 | **110** | | | | | **2,100** | **2,210** |
| Customer Billing and Work Management Systems Upgrades Program | 2-198 | **1,165** | **640** | **255** | **235** | **200** | **500** | **2,995** |
| Utility Asset Management System | 2-199 | **600** | **500** | | | | | **1,100** |
| Customer Care and Billing - iNovah Integration | 2-200 | **300** | **130** | | | | | **430** |
| Web Self Service | 2-201 | **700** | **700** | **500** | **100** | **100** | **100** | **2,200** |
| Water Main Renewals | 2-202 | **16,500** | **16,500** | **18,000** | **19,000** | **19,500** | **20,000** | **109,500** |
| ***Total Water*** | | **28,483** | **37,059** | **29,212** | **30,275** | **23,115** | **24,925** | **173,069** |

| **CAPITAL PROJECTS SUMMARY** | **DETAIL** | **PRELIMINARY CAPITAL** | | | | | | |
|---|---|---|---|---|---|---|---|---|
| ***SERVICE BASED VIEW*** | **PAGE** | **BUDGET** | **FORECAST** | | | | | **6 YEAR** |
| *(in Thousands of $)* | **NO.** | **2018** | **2019** | **2020** | **2021** | **2022** | **2023** | **TOTAL** |
| **Wastewater** | | | | | | | | |
| ***Water and Waste - Sewage Disposal*** | | | | | | | | |
| Biosolids - Alternative Disposal Delivery and Management System | 2-203 | | | | | **26,800** | | **26,800** |
| Process Control System Master Plan and Upgrade | 2-204 | **9,000** | | | | | | **9,000** |
| Asset Refurbishment and Replacement Program | 2-205 | **4,000** | **6,000** | **6,000** | **2,000** | **2,000** | **5,000** | **25,000** |
| West End Sewage Treatment Plant (WEWPCC) - Facilities Plan | 2-206 | | | | **500** | | | **500** |
| Arc Flash Hazard Analysis and Remediation | 2-207 | **767** | **879** | **385** | **320** | **270** | | **2,621** |
| Lift Stations Upgrading | 2-208 | **2,750** | **2,950** | **3,050** | **6,250** | **6,250** | **6,250** | **27,500** |
| River Crossings Monitoring and Rehabilitation | 2-209 | **970** | **600** | | **100** | **3,150** | **350** | **5,170** |
| Combined Sewer Overflow and Basement Flood Management Strategy | 2-210 | **26,098** | **23,603** | **26,108** | **25,612** | **28,118** | **27,624** | **157,163** |
| Comminutor Chamber Rehabilitation Program | 2-212 | **1,100** | **1,200** | **1,300** | | | | **3,600** |
| Airport Area West Water and Sewer Servicing | 2-213 | **2,150** | | | | | | **2,150** |
| Southwest Interceptor River Crossing | 2-214 | **250** | | | | | **4,000** | **4,250** |
| Wastewater Services Facilities Plan | 2-215 | | | **250** | | | | **250** |
| Environmental Standards Laboratory Facility Plan | 2-216 | | | | | **500** | | **500** |
| Water and Waste Department (WWD) Business Intelligence | 2-217 | **1,560** | **600** | **480** | | | | **2,640** |
| Customer Billing and Work Management Systems Upgrades Program | 2-218 | **1,165** | **640** | **255** | **235** | **200** | **500** | **2,995** |
| Information Technology (IT) Asset Management | 2-219 | | **400** | | | | | **400** |
| WWD Document Management System | 2-220 | **350** | **350** | **300** | **300** | **200** | | **1,500** |
| WWD Learning Management System | 2-221 | | **500** | | | | | **500** |
| Sewer Renewals | 2-222 | **18,200** | **17,500** | **18,500** | **19,500** | **20,000** | **20,500** | **114,200** |
| ***Total Wastewater*** | | **68,360** | **55,222** | **56,628** | **54,817** | **87,488** | **64,224** | **386,739** |

| CAPITAL PROJECTS SUMMARY<br>*SERVICE BASED VIEW*<br>*(in Thousands of $)* | DETAIL PAGE NO. | PRELIMINARY CAPITAL BUDGET 2018 | FORECAST 2019 | FORECAST 2020 | FORECAST 2021 | FORECAST 2022 | FORECAST 2023 | 6 YEAR TOTAL |
|---|---|---|---|---|---|---|---|---|
| **Land Drainage and Flood Control** | | | | | | | | |
| ***Planning, Property and Development*** | | | | | | | | |
| Riverbank Greenway Programs | 2-109 | | 205 | 227 | 212 | | | 644 |
| Riverbank Stabilization - Physical Asset Protection | 2-118 | 500 | 500 | 500 | 523 | 500 | | 2,523 |
| ***Water and Waste - Land Drainage Utility*** | | | | | | | | |
| Flood Pumping Station Rehabilitation | 2-229 | 1,000 | 1,000 | 1,000 | 1,000 | 1,000 | 1,000 | 6,000 |
| Land Drainage Sewers - Regional / Local Streets (transferred to Land Drainage Utility fund effective 2018) | 2-230 | 500 | 1,000 | 100 | 100 | 100 | 100 | 1,900 |
| Land Drainage and Combined Sewers Outfall Gate Structures | 2-231 | 1,800 | 1,740 | 2,020 | | | | 5,560 |
| Stormwater Retention Basin Revetments | 2-232 | 175 | | 430 | | 470 | | 1,075 |
| Land Drainage Utility | 2-233 | | | 400 | 100 | | | 500 |
| Development Agreement Paybacks | 2-234 | 3,100 | 2,200 | 1,500 | | | | 6,800 |
| Outfall Rehabilitation | 2-235 | 3,000 | 2,000 | 2,000 | 2,000 | 3,500 | 3,500 | 16,000 |
| Floodplain Management | 2-236 | 215 | | | | | | 215 |
| ***Total Land Drainage and Flood Control*** | | 10,290 | 8,645 | 8,177 | 3,935 | 5,570 | 4,600 | 41,217 |
| **Solid Waste Disposal** | | | | | | | | |
| ***Water and Waste - Solid Waste*** | | | | | | | | |
| Brady Road Resource Management Facility - Cell Construction (formerly - Brady Road Resource Management Facility - Cell Construction - Phase 1) | 2-223 | | 1,907 | | 2,004 | | 3,281 | 7,192 |
| Brady Road Resource Management Facility - Drainage, Roadways and Site Improvements | 2-224 | 2,800 | 1,200 | 200 | | | | 4,200 |
| Brady Road Resource Management Facility - Landfill Gas Capture Expansion (formerly - Brady Road Resource Management Facility - Landfill Gas Capture Expansion - Phase 2) | 2-225 | | | | | 4,236 | | 4,236 |
| Closed Landfill Site Improvement | 2-226 | 210 | 225 | 220 | 285 | 200 | 200 | 1,340 |
| Miscellaneous Land Acquisition | 2-227 | 800 | | | | | | 800 |
| Collection Management System | 2-228 | 700 | 250 | | | | | 950 |
| ***Total Solid Waste Disposal*** | | 4,510 | 3,582 | 420 | 2,289 | 4,436 | 3,481 | 18,718 |
| **TOTAL WATER AND WASTE, RIVERBANK MANAGEMENT AND THE ENVIRONMENT** | | 111,643 | 104,508 | 94,437 | 91,316 | 120,609 | 97,230 | 619,743 |

| CAPITAL PROJECTS SUMMARY<br>*SERVICE BASED VIEW*<br>*(in Thousands of $)* | DETAIL PAGE NO. | PRELIMINARY CAPITAL BUDGET 2018 | FORECAST 2019 | 2020 | 2021 | 2022 | 2023 | 6 YEAR TOTAL |
|---|---|---|---|---|---|---|---|---|
| **PROPERTY AND DEVELOPMENT, HERITAGE AND DOWNTOWN DEVELOPMENT** | | | | | | | | |
| **Neighbourhood Revitalization** | | | | | | | | |
| ***Community Services*** | | | | | | | | |
| Community Incentive Grant Program (CIGP) | 2-75 | **1,732** | **1,767** | **1,802** | **1,838** | **1,875** | **1,913** | **10,927** |
| ***Municipal Accommodations*** | | | | | | | | |
| City-Wide Accessibility Program | 2-139 | **410** | **425** | **425** | **425** | **425** | **425** | **2,535** |
| ***Total Neighbourhood Revitalization*** | | **2,142** | **2,192** | **2,227** | **2,263** | **2,300** | **2,338** | **13,462** |
| **Heritage Conservation** | | | | | | | | |
| ***Municipal Accommodations*** | | | | | | | | |
| Historic Buildings | 2-129 | **187** | **214** | **217** | **220** | **224** | **229** | **1,291** |
| ***City Clerks*** | | | | | | | | |
| Corporate Records Centre | 2-143 | | | | | **200** | | **200** |
| ***Total Heritage Conservation*** | | **187** | **214** | **217** | **220** | **424** | **229** | **1,491** |
| **Cemeteries** | | | | | | | | |
| ***Planning, Property and Development*** | | | | | | | | |
| Cemeteries - Improvements | 2-110 | **200** | **390** | **398** | **406** | **400** | **399** | **2,193** |
| ***Total Cemeteries*** | | **200** | **390** | **398** | **406** | **400** | **399** | **2,193** |
| **Property Asset Management - Tax Supported** | | | | | | | | |
| ***Planning, Property and Development*** | | | | | | | | |
| Computer Automation | 2-108 | | **133** | **119** | **143** | | | **395** |
| Land Acquisition for General Unspecified Purposes | 2-116 | | **228** | **274** | **238** | **256** | | **996** |
| ***Total Property Asset Management - Tax Supported*** | | **-** | **361** | **393** | **381** | **256** | **-** | **1,391** |

| CAPITAL PROJECTS SUMMARY<br>*SERVICE BASED VIEW*<br>*(in Thousands of $)* | DETAIL PAGE NO. | PRELIMINARY CAPITAL BUDGET 2018 | FORECAST 2019 | 2020 | 2021 | 2022 | 2023 | 6 YEAR TOTAL |
|---|---|---|---|---|---|---|---|---|
| **Property Asset Management - Municipal Accommodations** | | | | | | | | |
| ***Municipal Accommodations*** | | | | | | | | |
| General Building Renovation and Refurbishing | 2-120 | | 180 | 250 | 500 | | | 930 |
| Portage and Main Intersection Improvements - First charge against the 2018 Capital Budget of up to $1.5 million (Council October 25, 2017) | 2-121 | 1,500 | | | | | | 1,500 |
| Public Safety Building and Civic Centre Parkade | 2-123 | | 8,870 | | | | | 8,870 |
| Accommodation Facilities | 2-124 | 1,334 | 784 | 1,700 | 1,775 | 978 | 1,844 | 8,415 |
| Millennium Library - HVAC and Temperature Control Improvements | 2-125 | 700 | 1,495 | 750 | | | | 2,945 |
| Fire / Life Safety / Regulatory Upgrades | 2-126 | 1,000 | 759 | 608 | 704 | 720 | 722 | 4,513 |
| Energy Conservation | 2-127 | | 158 | | 136 | | | 294 |
| Tenant Improvement Prepayment - Major Department | 2-128 | | | | 183 | | | 183 |
| Generator Set Replacement and Upgrades | 2-130 | 125 | 113 | 136 | 123 | 148 | 130 | 775 |
| Security / Building Automation System Initiatives | 2-131 | 100 | 255 | 205 | 255 | 203 | 245 | 1,263 |
| Building Asset / Work Management Program | 2-137 | | 175 | | 164 | | | 339 |
| ***Total Property Asset Management - Municipal Accommodations*** | | 4,759 | 12,789 | 3,649 | 3,840 | 2,049 | 2,941 | 30,027 |
| | | | | | | | | |
| **TOTAL PROPERTY AND DEVELOPMENT, HERITAGE AND DOWNTOWN DEVELOPMENT** | | 7,288 | 15,946 | 6,884 | 7,110 | 5,429 | 5,907 | 48,564 |

| **CAPITAL PROJECTS SUMMARY** | **DETAIL** | **PRELIMINARY CAPITAL** | | | | | | |
|---|---|---|---|---|---|---|---|---|
| ***SERVICE BASED VIEW*** | **PAGE** | **BUDGET** | **FORECAST** | | | | | **6 YEAR** |
| *(in Thousands of $)* | **NO.** | **2018** | **2019** | **2020** | **2021** | **2022** | **2023** | **TOTAL** |
| **PROTECTION, COMMUNITY SERVICES AND PARKS / WINNIPEG POLICE BOARD** | | | | | | | | |
| **Police Response** | | | | | | | | |
| ***Winnipeg Police Service*** | | | | | | | | |
| North Station Information Technology Requirements | 2-78 | | **490** | | | | | **490** |
| Police Divisions Systems Upgrades | 2-79 | **400** | **400** | | | | | **800** |
| Major Case Management System Expansion | 2-80 | | **500** | | | | | **500** |
| North District Police Station (NDPS) & Archival and Exhibit Building | 2-82 | **250** | | | | | | **250** |
| Building Video Surveillance Systems | 2-83 | | | | **4,160** | | | **4,160** |
| Intelligence Led Reporting (Phase 2) | 2-84 | **1,665** | | | | | | **1,665** |
| WPS Data Integration, Auditing and Quality Solution Tool | 2-85 | **662** | | | | | | **662** |
| Automated Fingerprint Identification System (AFIS) | 2-86 | | | | **500** | | | **500** |
| Technology Upgrades - Information Systems | 2-87 | | **1,200** | | | | | **1,200** |
| In Car Computing | 2-88 | | **1,000** | **500** | | | | **1,500** |
| Bomb Unit Truck Replacement | 2-89 | **300** | | | | | | **300** |
| Next Generation 911 | 2-90 | | | **800** | **1,000** | | | **1,800** |
| Communication Centre Back Up Site Upgrade | 2-91 | | | | **550** | | | **550** |
| Police Vehicle Operations Facility | 2-92 | | | | | | **3,000** | **3,000** |
| Computer Assisted Dispatch Upgrade | 2-93 | | | **325** | | | **375** | **700** |
| Schedule and Management System Upgrade | 2-94 | | | | **500** | | | **500** |
| Call Answer Software | 2-95 | | | | | **1,000** | | **1,000** |
| Police Headquarters Information System Upgrades | 2-96 | | | | **2,100** | | | **2,100** |
| Flight Operations - Forward Looking Infra-Red (FLIR) Equipment | 2-97 | | | | | **658** | | **658** |
| Technical Surveillance Systems (formerly - JSI Voice Intercept System) | 2-98 | | | | | **1,300** | | **1,300** |
| Body Worn Cameras | 2-99 | | | | | | **1,014** | **1,014** |
| Communication Sites Upgrade - Audio Loggers | 2-100 | | | | | | **1,400** | **1,400** |
| ***Total Police Response*** | | **3,277** | **3,590** | **1,625** | **8,810** | **2,958** | **5,789** | **26,049** |

| CAPITAL PROJECTS SUMMARY<br>*SERVICE BASED VIEW*<br>*(in Thousands of $)* | DETAIL PAGE NO. | PRELIMINARY CAPITAL BUDGET 2018 | FORECAST 2019 | 2020 | 2021 | 2022 | 2023 | 6 YEAR TOTAL |
|---|---|---|---|---|---|---|---|---|
| **Fire and Rescue Response** | | | | | | | | |
| ***Fire Paramedic Service*** | | | | | | | | |
| Facilities Optimization | 2-101 | **550** | **7,501** | **2,243** | **395** | **7,177** | **2,755** | **20,621** |
| Station Capital Maintenance | 2-105 | **2,594** | **2,746** | **2,877** | **3,008** | **3,139** | **1,683** | **16,047** |
| ***Total Fire and Rescue Response*** | | **3,144** | **10,247** | **5,120** | **3,403** | **10,316** | **4,438** | **36,668** |
| **Medical Response** | | | | | | | | |
| ***Fire Paramedic Service*** | | | | | | | | |
| Emergency Medical Services (EMS) Training Equipment | 2-107 | | | **119** | | | | **119** |
| Equipment Obsolescence | 2-103 | **949** | **993** | **1,558** | **1,109** | **4,178** | **6,877** | **15,664** |
| ***Total Medical Response*** | | **949** | **993** | **1,677** | **1,109** | **4,178** | **6,877** | **15,783** |
| **Recreation** | | | | | | | | |
| ***Community Services*** | | | | | | | | |
| New Community Facility - Southeast Winnipeg | 2-61 | | | **140** | | | | **140** |
| Recreational Facility Safety, Security and Accessibility Improvements Program | 2-62 | **100** | **162** | **165** | **168** | **172** | **176** | **943** |
| Fitness Equipment Upgrade Program | 2-64 | | **227** | **115** | **118** | **121** | | **581** |
| Recreation Equipment and Amenities Program | 2-65 | | | | **200** | | | **200** |
| Recreation Refurbishment and Redevelopment Program - Existing Infrastructure | 2-66 | | **1,061** | | | | | **1,061** |
| Recreation Facility - New Infrastructure | 2-67 | | **3,500** | | **2,160** | | | **5,660** |
| St. James Civic Centre - Facility Renewal and Expansion (formerly - St. James Civic Centre - Facility Addition) | 2-68 | **2,400** | **2,405** | | | | | **4,805** |
| Seven Oaks Pool - Concrete Restoration and Air Handling Unit Replacement | 2-69 | | **2,239** | | | | | **2,239** |
| Pan Am Pool - Ceiling, Lighting and Public Address and Audio System | 2-70 | | **2,600** | | | | | **2,600** |
| Boni-Vital Pool | 2-71 | | **192** | | **5,359** | | | **5,551** |
| Technology Advancement Program (formerly - Business Application Systems and Technology Upgrade and Replacement Program) | 2-72 | | **312** | | **325** | | | **637** |
| Community Centre Planning Fund | 2-73 | | **255** | | | | **275** | **530** |
| Community Centre Renovation Grant Program (CCRGP) | 2-74 | **965** | **965** | **965** | **965** | **965** | **965** | **5,790** |
| ***Municipal Accommodations*** | | | | | | | | |
| Community Centres - Refurbishing and Improvements | 2-132 | **322** | **673** | **266** | **331** | **327** | **330** | **2,249** |
| Arenas | 2-133 | **240** | **525** | **233** | **267** | **268** | **269** | **1,802** |
| Indoor Aquatic Facilities | 2-134 | **1,200** | **1,494** | **1,208** | **2,359** | **1,207** | **1,152** | **8,620** |
| Outdoor Aquatic Facilities | 2-135 | **120** | **169** | **170** | **342** | **170** | **170** | **1,141** |
| Recreation & Leisure Centres (formerly - Community Facilities) | 2-136 | **125** | **106** | **107** | **109** | **111** | **113** | **671** |
| UFF - Hockey Pen Light Standard Replacement | 2-138 | **100** | **100** | **100** | **100** | **100** | **100** | **600** |
| ***Total Recreation*** | | **5,572** | **16,985** | **3,469** | **12,803** | **3,441** | **3,550** | **45,820** |

| **CAPITAL PROJECTS SUMMARY** | **DETAIL** | **PRELIMINARY CAPITAL** | | | | | | |
|---|---|---|---|---|---|---|---|---|
| ***SERVICE BASED VIEW*** | **PAGE** | **BUDGET** | **FORECAST** | | | | | **6 YEAR** |
| *(in Thousands of $)* | **NO.** | **2018** | **2019** | **2020** | **2021** | **2022** | **2023** | **TOTAL** |
| **Parks and Urban Forestry** | | | | | | | | |
| ***Public Works*** | | | | | | | | |
| Reforestation - Improvements | 2-42 | **766** | **383** | **383** | **383** | **192** | **192** | **2,299** |
| Athletic Fields - Improvements | 2-43 | | **350** | **192** | **350** | **175** | **175** | **1,242** |
| Community and Neighbourhood Parks - Existing | 2-44 | **150** | **170** | | | | | **320** |
| Regional Parks | 2-45 | **250** | | | **1,175** | | **2,825** | **4,250** |
| Parks Buildings | 2-46 | | **350** | **700** | **370** | **123** | **525** | **2,068** |
| Assiniboine Park Zoo - Sewer Siphon | 2-47 | | | **100** | | | | **100** |
| Boat Docks and Launches | 2-48 | | **1,200** | | | **690** | | **1,890** |
| Parks and Recreation Enhancement Program | 2-49 | **3,660** | **3,300** | **3,300** | **3,300** | **3,300** | **3,300** | **20,160** |
| Urban Forest Enhancement Program | 2-51 | **6,334** | **4,100** | **4,159** | **3,800** | **3,800** | **3,800** | **25,993** |
| ***Planning, Property and Development*** | | | | | | | | |
| Developer Payback | 2-117 | | **292** | **274** | **280** | **281** | | **1,127** |
| ***Total Parks and Urban Forestry*** | | **11,160** | **10,145** | **9,108** | **9,658** | **8,561** | **10,817** | **59,449** |
| **Golf Services (SOA)** | | | | | | | | |
| ***Winnipeg Golf Services*** | | | | | | | | |
| Golf Course Amenities | 2-237 | | **1,000** | | | | | **1,000** |
| ***Total Golf Services (SOA)*** | | **-** | **1,000** | **-** | **-** | **-** | **-** | **1,000** |
| **Libraries** | | | | | | | | |
| ***Community Services*** | | | | | | | | |
| Library Facility Safety, Security and Accessibility Improvements Program | 2-52 | **100** | **162** | **165** | **219** | **171** | **176** | **993** |
| Library Interior Infrastructure Replacement Program | 2-53 | | **156** | **159** | **208** | **166** | | **689** |
| Library Technology Upgrade and Replacement Program | 2-54 | | **292** | **265** | **356** | **277** | | **1,190** |
| Library Refurbishment and Redevelopment Program - Existing Infrastructure | 2-55 | | **291** | **265** | **356** | **277** | | **1,189** |
| Library Facility Redevelopment - River Heights Library | 2-56 | | **3,570** | | | | | **3,570** |
| Library Facility Redevelopment - St. James Library | 2-57 | | **538** | **2,124** | **8,442** | | | **11,104** |
| Library Facility Redevelopment - West Kildonan Library | 2-58 | | | | **937** | **2,774** | | **3,711** |
| Library Facility Redevelopment - Westwood Library | 2-59 | | | | **146** | **794** | **3,088** | **4,028** |
| New Library Facility - South Winnipeg Library | 2-60 | | | **251** | **700** | **5,323** | **3,763** | **10,037** |
| ***Total Libraries*** | | **100** | **5,009** | **3,229** | **11,364** | **9,782** | **7,027** | **36,511** |
| **Arts, Entertainment and Culture** | | | | | | | | |
| ***Community Services*** | | | | | | | | |
| Assiniboine Park Conservancy (APC) - Infrastructure and Sustainability | 2-76 | **5,123** | **5,123** | **2,000** | **2,000** | **2,000** | **2,000** | **18,246** |
| Assiniboine Park Conservancy (APC) - Capital Development Plan | 2-77 | **10,000** | **4,728** | | | | | **14,728** |
| ***Planning, Property and Development*** | | | | | | | | |
| Public Art Strategy | 2-115 | **500** | **500** | **500** | **500** | **500** | **500** | **3,000** |
| ***Total Arts, Entertainment and Culture*** | | **15,623** | **10,351** | **2,500** | **2,500** | **2,500** | **2,500** | **35,974** |
| **TOTAL PROTECTION, COMMUNITY SERVICES AND PARKS / WINNIPEG POLICE BOARD** | | **39,825** | **58,320** | **26,728** | **49,647** | **41,736** | **40,998** | **257,254** |

| CAPITAL PROJECTS SUMMARY<br>*SERVICE BASED VIEW*<br>*(in Thousands of $)* | DETAIL PAGE NO. | PRELIMINARY CAPITAL BUDGET 2018 | FORECAST 2019 | 2020 | 2021 | 2022 | 2023 | 6 YEAR TOTAL |
|---|---|---|---|---|---|---|---|---|
| **EXECUTIVE POLICY** | | | | | | | | |
| **Organizational Support Services** | | | | | | | | |
| ***Corporate Support Services*** | | | | | | | | |
| PeopleSoft Upgrade | 2-147 | | | | | 2,873 | 610 | 3,483 |
| Communications Network Infrastructure | 2-148 | | 267 | 525 | 327 | 475 | 934 | 2,528 |
| Enterprise Computing Initiatives | 2-149 | 126 | 1,127 | 1,636 | 2,041 | 1,832 | 1,450 | 8,212 |
| Core Information Technology Program | 2-150 | 7,441 | | | | | | 7,441 |
| Innovation Strategy | 2-151 | 2,000 | 2,000 | | | | | 4,000 |
| Print Asset Renewal | 2-152 | | | | 317 | | 100 | 417 |
| Aerial Imagery Renewal Program | 2-153 | | | 190 | | 182 | | 372 |
| Software Renewal Program | 2-154 | | 157 | | | 152 | | 309 |
| 311 Renewal | 2-155 | | 100 | 450 | 250 | 100 | 450 | 1,350 |
| Infrastructure Service Enhancements | 2-156 | | | 150 | | | 100 | 250 |
| ***Total Organizational Support Services*** | | 9,567 | 3,651 | 2,951 | 2,935 | 5,614 | 3,644 | 28,362 |
| **Assessment, Taxation and Corporate** | | | | | | | | |
| ***Assessment and Taxation*** | | | | | | | | |
| Assessment Automation | 2-157 | | 350 | 200 | 350 | 350 | | 1,250 |
| Valcura System | 2-158 | 200 | | | | | | 200 |
| Assessment Data Valuation Information System | 2-159 | 1,208 | | | | | | 1,208 |
| ***Total Assessment, Taxation and Corporate*** | | 1,408 | 350 | 200 | 350 | 350 | - | 2,658 |
| **Council Services** | | | | | | | | |
| ***City Clerks*** | | | | | | | | |
| Innovation Capital Fund | 2-142 | 500 | 1,000 | 1,000 | 1,000 | 1,000 | 1,000 | 5,500 |
| Election Systems | 2-144 | 200 | | | 200 | 200 | | 600 |
| Voting Machine Replacement | 2-145 | | | | | 1,000 | | 1,000 |
| Audio / Video Equipment Replacement | 2-146 | | | | | | 150 | 150 |
| ***Total Council Services*** | | 700 | 1,000 | 1,000 | 1,200 | 2,200 | 1,150 | 7,250 |
| **TOTAL EXECUTIVE POLICY** | | 11,675 | 5,001 | 4,151 | 4,485 | 8,164 | 4,794 | 38,270 |
| **TOTAL CAPITAL PROGRAM - SERVICE BASED VIEW** | | 357,385 | 369,319 | 330,830 | 350,806 | 395,526 | 385,362 | 2,189,228 |

Return to Appendices Table of Contents

# City of Winnipeg
# Cost Estimate Classification System

| Estimation Classification* | Project Definition | Project Definition % Complete | Accuracy of Cost Estimate |
|---|---|---|---|
| Class 1 | Detail Design Drawing and Specification Complete, Pre-Tender Estimate | ~90% - 95% | -5% to +10% |
| Class 2 | Design Development in progress | ~60% | -10% to +20% |
| **Class 3** | **Preliminary Design, for Budget Authorization** | **~30%** | **-20% to +30%** |
| Class 4 | Feasibility Study | ~10% | -30% to +60% |
| Class 5 | Concept Screening, Rough Order of Magnitude Estimate | ~1% | -50% to +100% |
| Scalable | Project/Program scope can be adjusted to fit the Budget | N/A | N/A |

## Cost Estimate Class Descriptions

| | |
|---|---|
| Class 1 | Estimates prepared based on completed detail design documentation (plans and specifications) as well as complete project delivery plans. At pre-tender estimate stage. |
| Class 2 | Estimates prepared in progressive detail from a class 3 and are used to establish a contract value against which decisions can be made to revise the scope of the project and manage risk at a specific milestone in the design development. |
| **Class 3**** | **Estimates based on completed preliminary design documentation. This Class 3 estimate will form the basis for budget authorization and set initial control estimate against which project deliverables will be measured (i.e. on budget).** |
| Class 4 | Estimates prepared based on limited information with some engineering work completed and preliminary scope determination. |
| Class 5 | Rough estimate prepared based on very limited information with no engineering work completed. Used to make an assessment of initial viability and for long range capital planning. |
| Scalable | Scalable projects/programs will be sized according to the final budget authorization. |

* Determined using the Association for the Advancement of Cost Engineering (AACE) International Recommended Practices 17R-97, 18R-97 & 56R-08

** City Auditor has recommended that a Class 3 estimate is prepared one year in advance of construction

Return to Appendices Table of Contents



# Public Private Partnership Payments as a Percentage of Cash to Capital / Gas Tax

| (In thousands of dollars) | 2018 | 2019 | 2020 | 2021 | 2022 | 2023 |
|---|---|---|---|---|---|---|
| **Tax Supported Public Private Partnership Payments:** | | | | | | |
| 1 Charleswood Bridge | $ 1,478 | $ 1,478 | $ 1,478 | $ 1,478 | $ 1,478 | $ 1,478 |
| 2 Disraeli Bridge and Overpass Facility | 18,250 | 14,900 | 13,200 | 13,250 | 13,300 | 13,325 |
| 3 Chief Peguis Trail - Henderson to Lagimodiere | 7,230 | 7,270 | 7,315 | 7,360 | 7,425 | 7,450 |
| 4 East District Police Station | 1,012 | 1,056 | 1,056 | 1,056 | 1,056 | 1,089 |
| Total | $ 27,970 | $ 24,704 | $ 23,049 | $ 23,144 | $ 23,259 | $ 23,342 |
| Less Manitoba Winnipeg Infrastructure Fund (2010 - 2019) | (5,000) | (5,000) | - | - | - | - |
| **Net Public Private Partnership Payments** | **$ 22,970** | **$ 19,704** | **$ 23,049** | **$ 23,144** | **$ 23,259** | **$ 23,342** |
| **Financing Sources:** | | | | | | |
| 1 Cash to Capital | $ 23,344 | $ 65,888 | $ 67,208 | $ 71,678 | $ 72,278 | $ 72,278 |
| 2 Federal Gas Tax | 39,126 | 55,385 | 43,948 | 43,948 | 43,948 | 43,948 |
| **Total Cash to Capital and Gas Tax** | **$ 62,470** | **$ 121,273** | **$ 111,156** | **$ 115,626** | **$ 116,226** | **$ 116,226** |
| **Payments as a Percentage of Cash to Capital and Gas Tax** | **36.77%** | **16.25%** | **20.74%** | **20.02%** | **20.01%** | **20.08%** |

Notes:

1. Public Private Partnership Payments include annual service/financing payments and debt servicing payments.

2. On December 15, 2009, Council adopted that the annual lease/service payments and debt servicing costs for tax supported public private partnerships be funded annually up to a maximum of 30% of the cash to capital contribution and the federal gas tax. In 2018, the 30% tax supported limit has been exceeded. No further public private partnerships will be authorized until payments fall within the 30% limit.

3. The Province of Manitoba announced an additional $53.3 million over a ten-year period for roads funding to the City of Winnipeg, amending its contribution to the City under the Manitoba Winnipeg Infrastructure Fund. In 2018 and 2019, the $5 million per year from Manitoba Winnipeg Infrastructure Fund are now included in the Province of Manitoba Roads funding request of $50 million.

4. The "Southwest Rapid Transitway (Stage 2) and Pembina Highway Underpass" capital project was approved by Council on June 25, 2014. As this is a Utility and Other project, it will not impact this Public Private Partnership Payments calculation.

Return to Appendices Table of Contents



# Transfers from Other Capital Accounts / Surplus Capital

| Source (From) | | Capital Project (To) | 2018 | 2019 |
|---|---|---|---|---|
| **TAX SUPPORTED, TRANSIT AND MUNICIPAL ACCOMMODATIONS** | **($000's)** | | **($000's)** | |
| Corporate | | | | |
| Corporate Non-Specified Capital Account | 250 | St. James Civic Centre - Facility Renewal (formerly - St. James Civic Centre - Facility Addition) | 250 | |
| Planning, Property and Development (PPD) / Community Services | | | | |
| Departmental (PPD) Non-Specified Capital Account (Mayfair Recreation Centre) | 163 | Seven Oaks Pool - Concrete Restoration and Air Handling Unit Replacement | | 163 |
| Municipal Accommodations | | | | |
| 2015 Accommodation Facilities | 634 | Accommodation Facilities | 634 | |
| 2015 Millennium Library - HVAC and Temperature Control Improvements | 600 | Millennium Library - HVAC and Temperature Controls | 600 | |
| 2015 Land Acquisition for General Unspecified Purposes | 4 | Portage and Main Intersection Improvements | 1,500 | |
| 2016 Developer Payback | 124 | | | |
| 2017 Developer Payback | 147 | | | |
| 2015 Riverbank Stabilization - Physical Asset Protection | 300 | | | |
| 2016 General Building Renovation & Refurbishment | 45 | | | |
| 2017 Fire / Life Safety / Regulatory Upgrades | 175 | | | |
| 2016 Energy Conservation | 100 | | | |
| 2016 Historic Buildings | 200 | | | |
| 2017 Security / Building Automation | 255 | | | |
| 2013 Generator Set Replacement and Upgrades | 100 | | | |
| 2017 Building Asset / Work Management Systems | 50 | | | |
| | 1,500 | | | |
| Assessment and Taxation | | | | |
| 2015 Local Improvements - Ongoing Program (Cash to Capital) | 200 | Local Improvements - Ongoing Program (Cash to Capital) | 200 | |
| 2015 Local Improvements - Ongoing Program (External Debt) | 800 | Local Improvements - Ongoing Program (External Debt) | 800 | |
| **Sub-total Tax Supported, Transit and Municipal Accommodations** | | | **3,984** | **163** |
| **OTHER LEVELS OF GOVERNMENT** | | | | |
| 2015 Millennium Library - HVAC and Temperature Control Improvements - Manitoba Winnipeg Infrastructure Agreement (MWIA) | 100 | Millennium Library - HVAC and Temperature Control Improvements | 100 | |
| 2013 Transit Building Replacement / Refurbishment - Federal Gas Tax | 1,132 | Transit Buses - Transfer from Prior Year Authorization - Federal Gas Tax | | 1,132 |
| **Sub-total - Other Levels of Government** | | | **100** | **1,132** |
| **Sub-total Tax Supported, Transit and Municipal Accommodations and Other Levels of Government** | | | **$ 4,084** | **$1,295** |

# Transfers from Other Capital Accounts / Surplus Capital

| Source (From) | | Capital Project (To) | 2018 | 2019 |
|---|---|---|---|---|
| **WATER AND WASTE UTILITIES** | **($000's)** | | **($000's)** | |
| Waterworks System | | | | |
| 2015 Shoal Lake Aqueduct Asset Preservation | 500 | Shoal Lake Aqueduct Asset Preservation | $ 500 | |
| 2015 Aqueduct Condition Assessment and Rehabilitation (formerly Branch Aqueduct Condition Assessment and Rehabilitation) | 500 | Aqueduct Condition Assessment and Rehabilitation | 500 | |
| 2015 Deacon Site Flood Protection | 300 | Deacon Site Flood Protection | 300 | |
| 2013 Utility Asset Management System | 600 | Utility Asset Management System | 600 | |
| Sewage Disposal System | | | | |
| 2015 Arc Flash Hazard Analysis and Remediation | 767 | Arc Flash Hazard Analysis and Remediation | 767 | |
| **Total Water and Waste Utilities - Transfers from Other Capital Accounts / Surplus Capital** | | | **$ 2,667** | **$ -** |
| **Total City and Other Levels of Government - Transfers from Other Capital Accounts / Surplus Capital** | | | **$ 6,751** | **$1,295** |

Return to Appendices Table of Contents

# Transfer to Capital Reconciliation

| Departments | 2017 Adopted Budget | 2018 Preliminary Budget | Variance |
|---|---|---|---|
| Winnipeg Police Service | $ 3,075,000 | $ 3,277,000 | $ 202,000 |
| Public Works | 17,164,000 | 16,107,000 | (1,057,000) |
| Fire Paramedic Service | 5,211,000 | - | (5,211,000) |
| Community Services | 8,131,000 | 2,341,000 | (5,790,000) |
| Planning, Property and Development | 2,480,000 | - | (2,480,000) |
| Water and Waste (Land Drainage) | 5,595,000 | - | (5,595,000) |
| Corporate Support Services | 3,245,000 | - | (3,245,000) |
| Assessment and Taxation/Local Improvements | 1,470,000 | - | (1,470,000) |
| City Clerks | 2,100,000 | - | (2,100,000) |
| **Total tax supported** | **$ 48,471,000** | **$ 21,725,000** | **$ (26,746,000)** |
| Transit | 1,986,000 | 607,000 | (1,379,000) |
| Municipal Accommodations | 5,192,000 | 1,012,000 | (4,180,000) |
| **Total City Transfer to Capital** | **$ 55,649,000** | **$ 23,344,000** | **$ (32,305,000)** |
| Corporate - Savings from capital closure | (2,000,000) | (1,512,234) | 487,766 |
| **TOTAL** | **$ 53,649,000** | **$ 21,831,766** | **$ (31,817,234)** |

**Notes:**

1. 2017 transfers to capital are based on the 2017 Adopted Capital Budget adjusted for assumed provincial funding. 2018 transfers are based on the 2018 Preliminary Budget. No adjustment for Provincial funding is required in 2018 as provincial allocations have been specifically identified.

2. Public Works transfer to capital excludes transfers to the regional and local streets reserves (2017 - $44.240 million and 2018 - $55.040 million) and transfer to capital - frontage levy of $10 million.

3. Year over year Total City Transfer to Capital change:

| | |
|---|---|
| Tax Supported: | |
| a) Tax supported savings transferred to Regional Streets Renewal Program (2018 - $11.5 million, 2017 - $11 million, 2016 - $11 million, and 2015 - $6.5 million, a total of $40 million has been invested). | 500,000 |
| b) Land Drainage expenditures, including Transfer to Capital are no longer reported in the Tax Supported Budget effective January 1, 2018. Budgets are included in the Land Drainage Utility Fund, Water and Waste Department, consistent with Council approval on March 22, 2017. | (5,595,000) |
| c) transfer to capital reduction | (21,651,000) |
| d) Corporate - difference in savings from capital closure | 487,766 |
| Total Tax Supported | (26,258,234) |
| Utility - transfer to capital year over year change: | |
| Transit | (1,379,000) |
| Municipal Accommodations | (4,180,000) |
| **Total City Transfer to Capital change** | **(31,817,234)** |

Return to Appendices Table of Contents

# 2018 Operating Budget Reconciliation
# Variances Net of Transfer to Capital / Regional and Local Street Renewal Reserves / Frontage Levy
# Tax Supported Summary

| | 2017 Adopted Budget | 2018 Preliminary Budget | Year over Year: Transfer to Capital: Cash to Capital Variance | Year over Year: Transfer to Capital: Frontage Levy / Reserves Variance | Year over Year: Other Variances |
|---|---|---|---|---|---|
| **Expenditures:** | | | | | |
| Departmental: | | | | | |
| Police Service | $ 288,000,280 | **$ 291,449,496** | $ 202,000 | | $ 3,247,216 |
| Public Works | 229,990,833 | **241,374,571** | (1,057,000) | 10,800,000 | 1,640,738 |
| Fire Paramedic Service | 199,219,481 | **193,457,211** | (5,211,000) | | (551,270) |
| Community Services | 114,891,529 | **109,946,115** | (5,790,000) | | 844,586 |
| Planning, Property and Development | 45,597,686 | **40,429,758** | (2,480,000) | | (2,687,928) |
| Water and Waste | 20,604,475 | **22,335,314** | | | 1,730,839 |
| Street Lighting | 13,398,809 | **13,305,829** | | | (92,980) |
| Corporate Support Services | 35,995,704 | **34,810,749** | (3,245,000) | | 2,060,045 |
| Assessment and Taxation | 20,855,802 | **22,432,561** | (1,470,000) | | 3,046,759 |
| Corporate Finance | 9,073,426 | **9,112,428** | | | 39,002 |
| City Clerks | 14,946,733 | **13,161,023** | (2,100,000) | | 314,290 |
| Other departments | 16,048,156 | **16,521,299** | | | 473,143 |
| Sub-total Departmental | $ 1,008,622,914 | **$ 1,008,336,354** | $ (21,151,000) | $ 10,800,000 | $ 10,064,440 |
| Corporate: | | | | | |
| Debt and finance charges | $ 567,892 | **$ 518,189** | | | $ (49,703) |
| Taxes | 10,734,993 | **11,065,558** | | | 330,565 |
| Insurance and damage claims | 3,838,052 | **3,585,356** | | | (252,696) |
| Contribution to Transit | 55,125,727 | **65,404,784** | | | 10,279,057 |
| Other | (11,069,322) | **(7,822,479)** | 487,766 | | 2,759,077 |
| Sub-total Corporate | $ 59,197,342 | **$ 72,751,408** | $ 487,766 | $ - | $ 13,066,300 |
| **Total Expenditures** | **$ 1,067,820,256** | **$ 1,081,087,762** | **$ (20,663,234)** | **$ 10,800,000** | **$ 23,130,740** |

Notes:

1. Public Works' transfer to capital variance includes transfers to the regional and local street renewal reserves of $10.80 million (2017 - $44.24 million and 2018 - $55.04 million). The transfer to capital - frontage levy is budgeted at $10 million for each of 2018 and 2017.

2. 2017 Adopted Budget expenditures restated due to Council approved transfer (March 22, 2017) of Land Drainage to Water and Waste Utility.

Year Over Year Cash to Capital Variance:

| | |
|---|---|
| Total as per above | (20,663,234) |
| Land Drainage | (5,595,000) |
| **Total Year Over Year Variance - Tax Supported** | **(26,258,234)** |

Return to Appendices Table of Contents

# 2018 Operating Budget Reconciliation
# Budget Net of Transfer to Capital / Regional and Local Street Renewal Reserves / Frontage Levy
# Tax Supported Summary

| | 2017 Net Budget | 2018 Net Budget | Variance |
|---|---|---|---|
| **Expenditures:** | | | |
| Departmental: | | | |
| Police Service | $ 284,925,280 | $ 288,172,496 | $ 3,247,216 |
| Public Works | 158,586,833 | 160,227,571 | 1,640,738 |
| Fire Paramedic Service | 194,008,481 | 193,457,211 | (551,270) |
| Community Services | 106,760,529 | 107,605,115 | 844,586 |
| Planning, Property and Development | 43,117,686 | 40,429,758 | (2,687,928) |
| Water and Waste | 20,604,475 | 22,335,314 | 1,730,839 |
| Street Lighting | 13,398,809 | 13,305,829 | (92,980) |
| Corporate Support Services | 32,750,704 | 34,810,749 | 2,060,045 |
| Assessment and Taxation | 19,385,802 | 22,432,561 | 3,046,759 |
| Corporate Finance | 9,073,426 | 9,112,428 | 39,002 |
| City Clerks | 12,846,733 | 13,161,023 | 314,290 |
| Other departments | 16,048,156 | 16,521,299 | 473,143 |
| Sub-total Departmental | $ 911,506,914 | $ 921,571,354 | $ 10,064,440 |
| Corporate: | | | |
| Debt and finance charges | $ 567,892 | $ 518,189 | $ (49,703) |
| Taxes | 10,734,993 | 11,065,558 | 330,565 |
| Insurance and damage claims | 3,838,052 | 3,585,356 | (252,696) |
| Contribution to Transit | 55,125,727 | 65,404,784 | 10,279,057 |
| Other | (9,069,322) | (6,310,245) | 2,759,077 |
| Sub-total Corporate | $ 61,197,342 | $ 74,263,642 | $ 13,066,300 |
| **Total Expenditures before Transfer to the General Capital Fund** | **$ 972,704,256** | **$ 995,834,996** | **$ 23,130,740** |
| **Capital:** | | | |
| Transfer to Capital Tax Supported | 31,876,000 | 10,225,000 | (21,651,000) |
| Incremental Transfer to Capital | 11,000,000 | 11,500,000 | 500,000 |
| Transfer to Regional Street Renewal Reserve | 19,870,000 | 25,270,000 | 5,400,000 |
| Transfer to Local Street Renewal Reserve | 24,370,000 | 29,770,000 | 5,400,000 |
| Transfer to Capital - Frontage Levy | 10,000,000 | 10,000,000 | - |
| Capital Closing Surplus | (2,000,000) | (1,512,234) | 487,766 |
| **Total Transfer to the General Capital Fund** | **$ 95,116,000** | **$ 85,252,766** | **$ (9,863,234)** |
| **Total Expenditures** | **$ 1,067,820,256** | **$ 1,081,087,762** | **$ 13,267,506** |

Return to Appendices Table of Contents

## Cash to Capital Surpluses - 2017 Capital Review
## Tax Supported Summary

| | 2017 |
|---|---|
| Total for tax supported departments | |
| Balance prior to cash to capital surpluses from 2017 capital review | $ 1,115,364 |
| Cash to capital surpluses from 2017 capital review (see detailed list on the following pages) | 3,296,335 |
| **Total Cash to Capital Surpluses after 2017 Capital Review** | **$ 4,411,699** |
| | |
| Use of Cash to Capital Surpluses | |
| Approved transfer to Tache Promenade (Council Minute September 27, 2017) | $ 1,965,000 |
| Amounts to be utilized for existing capital projects | 683,084 |
| Amount to be utilized in the 2018 capital budget | 250,000 |
| Amount utilized to reduce transfer to General Capital Fund in the 2018 tax supported operating budget | 1,512,234 |
| Amount retained in Corporate non-specified capital account (see note below) | 1,381 |
| **Total** | **$ 4,411,699** |

Note: Amount retained in Corporate non-specified capital account may be reallocated to capital authorization(s) as required, with approval of the Chief Financial Officer, subject to the reallocation being the lesser of $100,000 or 25% of the base capital budget.

# Cash to Capital - 2017 Capital Review
# List of Project Net Surpluses Closed
# Tax Supported Departments

| Project Name | Project Year | Net Surplus |
|---|---|---|
| ***Public Works*** | | |
| Plessis Road Twinning and Grade Separation at CN Rail | 2012 | $ 820,000 |
| Chief Peguis Trail - Roundabout | 2014 | 87,062 |
| Developer Payback - AG 30/12 | 2015 | 46,840 |
| SMIR (Strategic Municipal Infrastructure Research) - Curing Efficiency | 2015 | 4,492 |
| Traffic Engineering Improvements | 2015 | 370,138 |
| Traffic Signals - Jefferson Avenue and Adsum Drive | 2015 | 185,355 |
| Additional cash to capital surplus from previously closed capital projects * | | 237,386 |
| ***Total Public Works*** | | **1,751,273** |
| ***Municipal Accommodations & Planning, Property and Development*** | | |
| Recreation and Leisure Facilities - St. James - Brooklands Ward | 2013 | 12,335 |
| Recreation and Leisure Facilities - Mynarski Ward | 2013 | 5,775 |
| Recreation and Leisure Facilities - Point Douglas Ward | 2013 | 948 |
| Energy Conservation | 2014 | 249,432 |
| Arenas | 2014 | 15,527 |
| Machray Park Splash Pad | 2014 | 39,619 |
| Energy Conservation | 2015 | 100,000 |
| Former St. Vital Fire Hall Structural | 2015 | 112,100 |
| Tenant Improvement Prepayment | 2015 | 73,138 |
| Security / Building Automation | 2015 | 75,609 |
| City-Wide Accessibility Program | 2015 | 11,126 |
| Building Communities - Residential Beautification Program | 2010 | 87,500 |
| Building Communities - Charleswood - Tuxedo Ward | 2013 | 8,657 |
| Building Communities - Mynarski Ward | 2013 | 5,121 |
| Building Communities - St. Charles Ward | 2013 | 3,202 |
| Building Communities - St. Norbert Ward | 2013 | 12,992 |
| Building Communities - St. Vital Ward | 2013 | 51,234 |
| Land Acquisition - Unspecified | 2015 | 108,772 |
| Mayfair Recreation Centre Redevelopment | 2016 | 163,048 |
| Additional cash to capital surplus from previously closed capital projects * | | 46,482 |
| ***Total Municipal Accommodations & Planning, Property and Development*** | | **1,182,618** |

* From analysis undertaken for Provincial MWIF (Manitoba Winnipeg Infrastructure Fund) reallocation request, additional cash to capital surplus realized.

# Cash to Capital - 2017 Capital Review
# List of Project Net Surpluses Closed
# Tax Supported Departments

| Project Name | Project Year | Net Surplus |
|---|---|---|
| ***Community Services*** | | |
| Library Facility Redevelopment - St. Vital Library | 2013 | 200,000 |
| Technology Upgrade and Replacement Program | 2014 | 263 |
| ***Total Community Services*** | | **200,263** |
| ***Winnipeg Police Service*** | | |
| Tech Crimes and TSU (Technical Surveillance Unit) Storage System | 2013 | 25,529 |
| Police Communications Centre Main / Alternate | 2014 | 3,790 |
| Police Divisions Systems Upgrades - ITSD (Information Technology Solutions Department) Requirements | 2014 | 289 |
| Security and Card Access | 2014 | 1,952 |
| Police Headquarters Building Systems Safeguards | 2015 | 6,461 |
| ***Total Winnipeg Police Service*** | | **38,021** |
| ***Fire Paramedic Service*** | | |
| Station Capital Maintenance | 2015 | 26,994 |
| ***Total Fire Paramedic Service*** | | **26,994** |
| ***Corporate Support Services*** | | |
| Communications Systems Evergreening (represents cash to capital investment) | 2010 | (25,715) |
| Communications Network Infrastructure - TeraSpan Remediation and Mitigation | 2015 | 2,653 |
| TeraSpan Fibre Ring Renewal | 2015 | 481 |
| Enterprise Computing Initiatives | 2016 | 7,096 |
| Aerial Imagery Renewal Program | 2016 | 4,864 |
| Software Renewal Program | 2016 | 10,621 |
| ***Total Corporate Support Services*** | | **-** |
| ***Assessment and Taxation (Local Improvements)*** | | |
| Point Hebert Boulevard - 25 feet St. Joseph | 2014 | 15,000 |
| Perfanick Drive Boulevard - 17.5 feet North side | 2014 | 7,015 |
| Perfanick Drive Boulevard - 17.5 feet South side | 2014 | 7,904 |
| Perfanick Drive Boulevard - 20.5 feet North Side | 2014 | 2,371 |
| Perfanick Drive Boulevard - 20.5 feet South Side | 2014 | 3,557 |
| Point Hebert Boulevard - Trees St. Joseph | 2014 | 740 |
| ***Total Assessment and Taxation (Local Improvements)*** | | **36,587** |
| ***Corporate Finance*** | | |
| Study for City-Wide Project Management IT (Information Technology) Solution | 2015 | 60,579 |
| ***Total Corporate Finance*** | | **60,579** |
| ***Net cash to capital surpluses from 2017 capital review - tax supported departments*** | | **$ 3,296,335** |

Return to Appendices Table of Contents

# Regional and Local Street Renewal Program

This budget appendix on regional and local street renewals is meant to provide background information as well as indicate Council funding intent over the next 6 years (2018 to 2023).

- Since 2013, quarterly public polling has consistently shown the number one issue or concern of Winnipeggers is the poor condition of the City's streets.
- The 2017 budget consultation process, from both online responses as well as telephone responses, found the highest priority service area was "street maintenance".
- Within the City of Winnipeg there are over 10 million daily vehicle-kilometres driven by residents, commercial and commuters. About 80% of the traffic volume travel on the regional streets and the remaining 20% travel on local streets.

The City's infrastructure deficit is estimated to be approximately $7 billion.

## Local Streets

In addition to local street renewals, also included in this category are back lane renewals, thin bituminous overlay (TBO), gravel roads, and sidewalk / pathway renewals. In 2012, funding level for local streets was in the range of $20 million. At that funding level, the condition of the City's local streets was expected to continue to deteriorate significantly.

In 2013, the City of Winnipeg began ramping up new funding for local street renewals by dedicating annual property tax increases. The Province of Manitoba has also provided additional funding for street renewal projects. For 2018, the proposed local street renewal budget is approximately $60 million – triple the level of 2012 and all on a cash basis.

**Condition Assessment of Local Streets from 2012 to 2016**

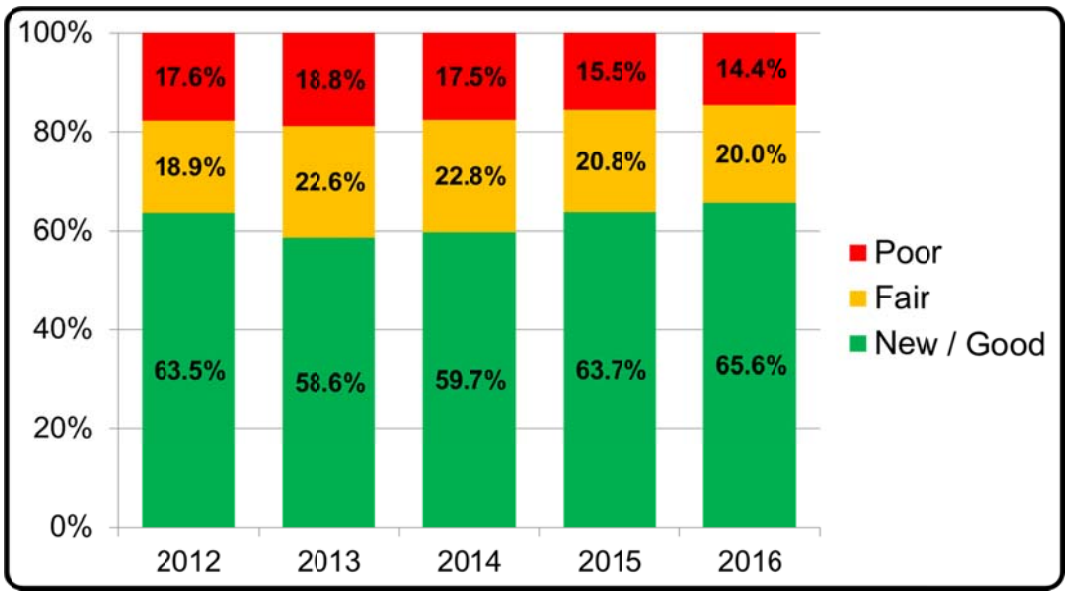


As a result of increased funding, the overall condition of local streets has improved as shown above – the additional funding is making a difference!

A sustainable level of funding for local streets and back lanes is in the range of $150 million per year in today's dollars using an asset management approach. Annual construction inflation will increase that number significantly over time.

For the 2018 budget forecast period (2018 to 2023), the City is planning to continue with the dedicated annual property tax increase of 1% per year for Local Street renewals – subject to Council's annual approval.

## Regional Streets

The regional street system is made up of over 1,800 lane kilometres of regional streets which forms the backbone to the City's transportation system.

In 2012, the City budgeted only $11 million for regional street renewal, followed by just under $17 million in 2013. This was insufficient to meet the needed infrastructure repairs to the regional street system. At that funding level, the condition of the City's regional streets was expected to deteriorate significantly. More specifically, regional streets in poor condition would have increased from 16% to 27% over 10 years.

In 2014, the City of Winnipeg began ramping up new funding for regional street renewal projects by dedicating annual property tax increases. The Province of Manitoba has also provided additional funding for street renewal projects. For 2018, the proposed regional street renewal budget is approximately $56 million – five times the level of 2012 and all on a cash basis.

**Condition Assessment of Regional Streets from 2012 to 2016**

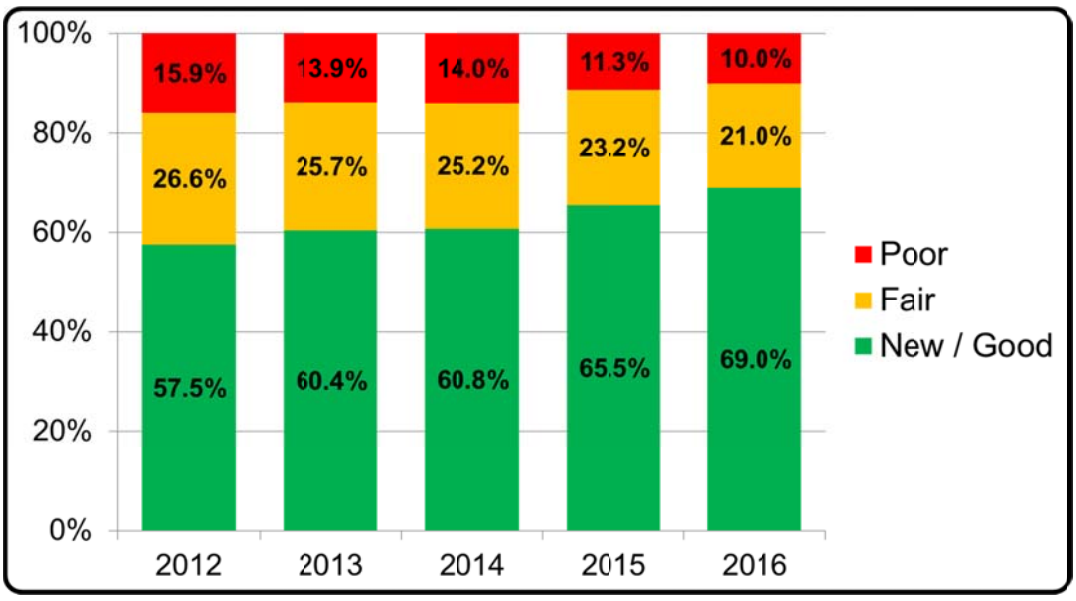


As a result of increased funding, the overall condition of regional streets has improved significantly as shown above – the additional funding is making a difference!

A sustainable level of funding for regional streets is in the range of $65 million per year in today's dollars using an asset management approach. Annual construction inflation will increase that number significantly over time.

For the 2018 budget forecast period (2018 to 2023), the City is planning to continue with the dedicated annual property tax increase of 1% per year for Regional Street renewals – subject to Council's annual approval.

**Proposed Accelerated Regional Street Renewals**

On July 19th, 2017, City Council unanimously adopted a report titled: Federal Funding Request for Accelerated Regional Street Renewals. This report outlined a request for up to $182 million in federal funding. The report included the following recommendation:

> "That the Public Service be authorized to proceed with the application for the Accelerated Regional Street Renewals under the New Building Canada Fund."

In September, a formal request for federal and provincial funding under the Building Canada Fund program was submitted to the Provincial government for review followed with a review by the Federal government thereafter. The City of Winnipeg is currently waiting for confirmation of federal and provincial funding and, as well, the specific federal funding amount.

As outline earlier in this appendix, the City has outlined a spending plan using the 1% property tax increase for local streets and the additional 1% for regional street renewals as well as using the provincial roads funding and the federal gas tax (for local streets). This spending plan represents the base renewal program the City is planning for.

The following bar chart outlines the impact of the additional federal funding will have in increasing the funding above the base renewal program.

**Regional and Local Street Renewal Program with Proposed Additional Federal Funding**

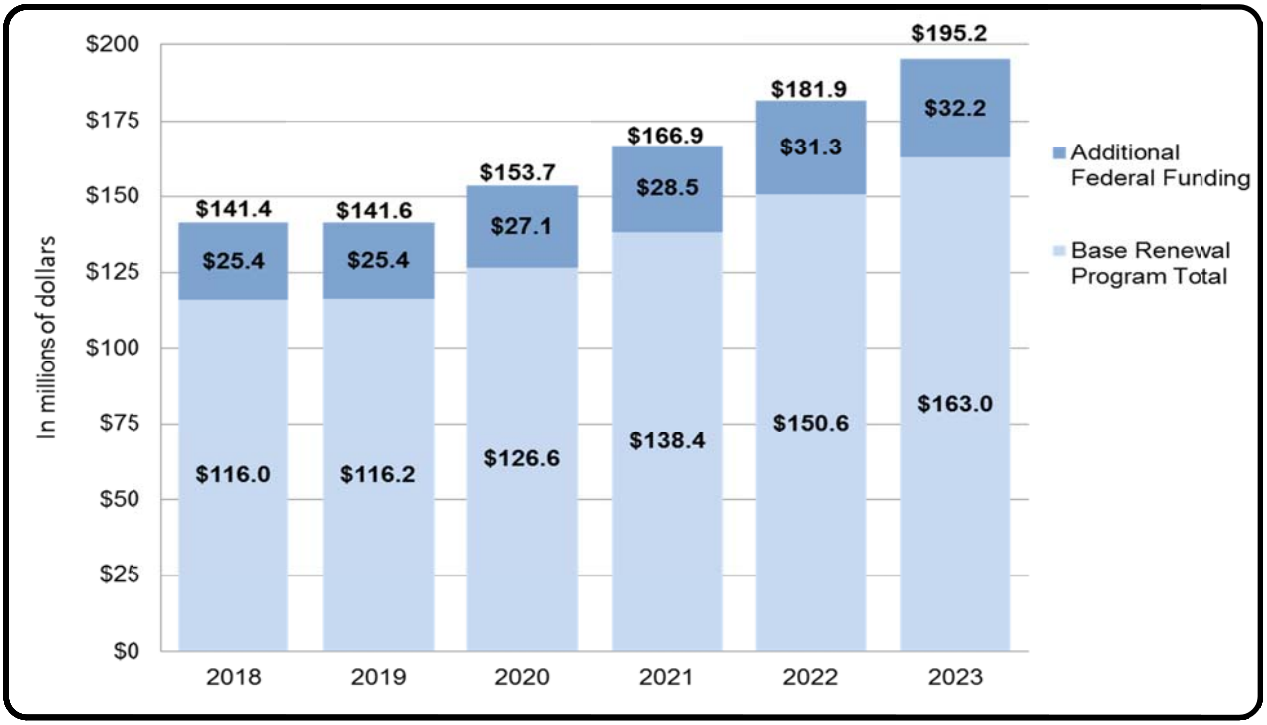


Proposed forecast are estimated values. Actual amounts budgeted each year will vary. Forecast assumes province and federal funding is provided on a consistent basis. City funding sources

include cash to capital, local street renewal reserve and regional street renewal reserve. Funding sources can be found on the Regional and Local Street Renewal detail sheet,
see page 2-18.

With the additional federal funding, the combined six year total equates to just under $1 billion of street renewal program funding.

This augmented street renewal plan results in a significant increase compared to the previous six years of spending on regional and local street renewals – doubling the funding:

| 2012 to 2017 | 2018 to 2023 |
|---|---|
| $479 million | $981 million |

The City has prepared an accelerated regional street renewal plan assuming the City is successful in accessing the full eligible federal funding of $170 million over 6 years. Below is a listing of potential additional locations for regional street renewal resulting from the additional federal funding:

**Listing of Potential Additional Regional Streets due to proposed increase in Federal Funding**

| Street | From | To | Bound |
|---|---|---|---|
| **Portage** | Woodlawn | Garden | East |
| **Pembina** | Ducharme | Des Trappistes | Both |
| **King Edward** | Hyde | Logan | Both |
| **Grant** | Cambridge | Wilton | Both |
| **Selkirk** | Arlington | Sinclair | Both |
| **Salter** | Flora | Mountain | Both |
| **University Cr** | Pembina | Chancellor Matheson | Both |
| **Broadway** | Osborne | Main | Both |
| **Keewatin** | Inkster | Adsum | North |
| **Pandora** | Wayoata | Day | Both |
| **Roblin** | Deippe | Barker | Both |
| **Dunkirk** | St. Vital Bridge | St. Vital Road | Both |
| **Archibald** | Elizabeth | Fermor | Both |
| **Regent** | Rougeau | Plessis | Both |
| **Portage** | Main | Memorial | Both |
| **Corydon** | Wilton | Cambridge | Both |
| **Sturgeon** | Ness | Portage | Both |
| **Lagimodiere** | Knowles | Springfield | Both |
| **Erin** | Notre Dame | Wellington | South |
| **Sargent** | Arlington | Erin | South |

The projects selected above are the result of an asset management approach using prioritization criteria.

# Capital Projects Funded by Federal Gas Tax

| | (In thousands of dollars) | | | | | |
|---|---|---|---|---|---|---|
| | **2018** | **2019** | **2020** | **2021** | **2022** | **2023** |
| Public Works | | | | | | |
| Pedestrian and Cycling Program | | | | 1,527 | 888 | |
| Developer Payback - Various Locations | 3,321 | | 6,936 | | | |
| Regional and Local Street Renewal | 11,000 | 12,000 | 12,000 | 12,000 | 12,000 | 12,000 |
| Disraeli Bridge and Overpass Facility | 17,385 | 14,238 | 12,550 | 12,700 | 12,700 | 12,725 |
| Chief Peguis Trail - Henderson Hwy to Lagimodiere Blvd | 6,280 | 6,077 | 6,065 | 5,965 | 5,950 | 5,975 |
| Parks Buildings | | 350 | | | | |
| Boat Docks and Launches | | 1,200 | | | 690 | |
| Community Services | | | | | | |
| Library Redevelopment Facility - Westwood Library | | | | | | 3,088 |
| New Library Facility - South Winnipeg Library | | | | | 5,323 | 3,763 |
| Seven Oaks Pool - Concrete Restoration and Air Handling Unit Replacement | | 1,086 | | | | |
| Pan Am Pool - Ceiling, Lighting and Public Address and Audio System | | 2,600 | | | | |
| Boni-Vital Pool | | | | 5,359 | | |
| Transit | | | | | | |
| Transit Buses | | 16,694 | 6,397 | 6,397 | 6,397 | 6,397 |
| Bus Communication Modernization | 1,140 | 1,140 | | | | |
| **Total Projects Financed by Federal Gas Tax** | **39,126** | **55,385** | **43,948** | **43,948** | **43,948** | **43,948** |

Return to Appendices Table of Contents

# Major Capital Projects

On October 28, 2015 Council concurred in the recommendation of the Executive Policy Committee and adopted the following:

- That an adjustment to the dollar value for the definition of a Major Capital Project for reporting to the Standing Policy Committee on Finance be approved from $10 million to $20 million to reflect construction inflation since Council originally adopted the policy in 1999.
- That the threshold for Major Capital Project reporting to the Standing Policy Committee on Finance be automatically revised annually for construction inflation and disclosed in the Annual Capital Budget put forward to Council for adoption.
- That the adjusted dollar value for reporting to Standing Policy Committee on Finance be applied on a prospective basis. Projects currently reporting that are under the revised threshold will continue reporting until the project is completed.

| Year | Threshold (in millions) | Construction Inflation | Revised Threshold after Inflation (in millions) |
|---|---|---|---|
| 2015 | $19.7 | 4% | $20.6 |
| 2016 | $20.6 | 5% | $21.6 |
| 2017 | $21.6 | 5% | $22.7 |

Thus, for 2018, projects $22 million or greater are required to form a Major Capital Projects Advisory Committee within 180 calendar days of project authorization and begin reporting financial status to the Standing Policy Committee (SPC) on Finance. Reporting is to be done on a quarterly basis, unless otherwise directed by SPC Finance, until the project is complete. The SPC Finance Committee may, at its discretion, request projects below this threshold to report to the Committee.

Listing of Major Capital Projects previously approved and active for 2018*:

1) Automatic Fare Collection System
2) North End Sewage Treatment Plant (NEWPCC) Biological Nutrient Removal Upgrade
3) South End Sewage Treatment Plant (SEWPCC) Upgrading and Expansion
4) Biosolids – Alternative Disposal Delivery and Management System
5) Comprehensive Integrated Waste Management Strategy – Reduce Reuse Recycle Repeat 4R Winnipeg Depots
6) Southwest Rapid Transitway (Stage 2) / Pembina Highway Underpass
7) Expansion of Transit Vehicle Overhaul and Maintenance Facilities
8) Water Supervisory Control and Data Acquisition (SCADA) Upgrade and Expansion
9) Servicing for St. Boniface Industrial Park Phase 2
10) Waverley Street at CN Mainline (Rivers) Grade Separation
11) North District Police Station (NDPS) & Archival and Exhibit Building**
12) Fermor Avenue Bridge (Seine River)

*With the adoption of the 2018 Capital Budget, the Fermor Avenue Bridge (Seine River) project will require the formation of a Major Capital Projects Advisory Committee. The project budget is $25,000,000 and $13,600,000 of the $25,000,000 pertains to roads and will be funded through the Regional and Local Street Renewal Program.

** The North District Police Station (NDPS) & Archival and Exhibit Building had $20 million dollars approved in the 2017 budget. Combined with the previously approved $3.1 million and the 2018 budget of $250,000, the project total budget is $23.4 million and is considered a major capital project.

Return to Appendices Table of Contents

# Active Transportation Projects
# 2018 Preliminary Compared To 2017 Capital Budget

| | 2018 PAGE NO. | 2018 PRELIMINARY | 2017 [2] | YEAR OVER YEAR CHANGE | CHANGE % |
|---|---|---|---|---|---|
| Pedestrian and Cycling Program | 2-1 | 5,400 | 4,700 | | |
| Other road projects | 2-5 | 11,000 | 6,700 | | |
| Pedestrian and Cycling Grade Separations | | | 1,000 | | |
| Developer Payback - Various Locations: | 2-8 | | | | |
| Peguis Street between Ravelston Avenue West and Regent Avenue West | | | 310 | | |
| Twinning of Keewatin Street from north of Inkster Blvd to Adsum Drive and Dr. Jose Rizal Way from Adsum Drive to Water Ridge Path | | 250 | | | |
| Peguis Street (Hydro and Sumka Properties) active transportation path and roadworks | | 100 | | | |
| Local Street Renewal Program | 2-23 | 500 | 500 | | |
| **TOTAL** | | **17,250** | **13,210** | **4,040** | **31%** |

Notes:

1. There may be other active transportation projects included in the 2018 Preliminary Capital Budget that could not be estimated at time of printing.

2 Restated to exclude Ravelston Avenue West - from Peguis Street to westerly property limit of Development Application.