Appendix A

Animal Services Special Operating Agency

2020 Business Plan

Service Overview:

Animal Services continues to provide animal control measures under the City of Winnipeg Charter and Responsible Pet Ownership Bylaw (RPO). The Agency's current service consists of four areas:

Sub-Service	Description
Licensing	o Pet licensing o Excess animal permits
Adoption/Education	o Adoption of unclaimed dogs o Public education programs on responsible pet ownership
Kenneling	o Kenneling and care for stray animals running-at-large picked up by the Agency and the public. o Quarantine kenneling for biting dogs
By-Law Enforcement	o Enforcement of the RPO By-law o Neighborhood dispute resolution o Investigation and response o After hours emergency response o Investigation of illegal animal complaints

The Agency works in partnership with the veterinarian community, the Winnipeg Humane Society (WHS), and other stakeholders to ensure the human and animal populations of the City of Winnipeg can co-exist in harmony.

Strategic Direction:

Animal Services remains committed to its goals and strategies, core business operation, and financial stability. These strategies relate to:

- A strengthened commitment to public and animal health and safety through increased public awareness and increased pet ownership education and outreach;
- An enhanced public image.
- Agency sustainability through adequate funding via pet licensing revenues and mill rate support.

Goals and Strategies:

Maintain the enforcement of the Responsible Pet Ownership Bylaw and continue to educate pet owners regarding their responsibilities, including pet licensing.

- Maintain "Zero Tolerance" pet licensing policy coupled with value added educational messaging.
    - Zero tolerance means that if you are a pet owner and your pet is not currently licensed, you will be immediately subject to a $250 fine.
    - Over 46,000 dogs and 27,000 cats are now licensed in Winnipeg. Included in these totals are approximately 6,500 complimentary one year licenses, which were issued through adoptions and low-income spay/neuter programs.
    - An educational newsletter is mailed out annually to licensed pet owners. The newsletter is designed as an educational tool to communicate the value of licensing along with the good things being accomplished with licensing dollars.

    - Advertising and media collaboration will continue to be used to educate the public about the zero tolerance policy and the value and importance of pet licensing.
    - License revenues help protect one's pet while supporting the essential service of animal control.
    - Licensing enforcement will continue with the Agency's complement of Animal Services Officers.
- Continue e-commerce capabilities on Winnipeg.ca:
    - Online pet licensing.
    - Online donations to support animals in the Agency's adoption program.
- Provide ongoing opportunities for public education regarding the RPO.
- Target Parks and Off-Leash areas with both educational and pet license messaging.

Increase customer service and satisfaction through improvement in front-line service delivery.

- Actively engage the community through seven day a week facility business hours.
- Modernized website presence on Winnipeg.ca/animalservices including adoptable animals and educational messaging.
- Open engagement for feedback from the community through an annual newsletter.
- 24/7 reunification of licensed pets through the 311 Service Centre.
- Multiple volunteer run social media platforms including Facebook, Instagram, Twitter, and YouTube.
- Innovative two way communication with Winnipeg Lost Dog Alert to increase reunification of lost pets.
- Review the Agency's technological needs and upgrade as necessary.
- Next generation Toughbooks used for real-time incident management via 311.
- Support ongoing staff training and development.
- Innovate and green operations including the development of paperless license invoices.

Improve health and safety of neighborhoods.

- Provide active response to community incidents involving animals and people.
- Respond to dog attacks against people and animals.
- Respond to both Winnipeg Police Service and Winnipeg Fire Paramedic Service incidents to assist in the care of animals.
- Enhance prevention and education programs. The Agency attends more than 30 community events annually.
- Provide volunteer opportunities including programming that helps at risk youth.
- Provide presentations to newcomer groups regarding interacting with dogs and cats.
- Provide educational materials for both animals and people including social services messaging.
- Develop ongoing creative marketing promotions regarding responsible pet ownership and Animal Services.
- Encourage pet owners to spay/neuter their pets.
- Continue to make funding available for cat spay/neuter programming to community agencies through the FIXIT grant program. Funding is made possible through cat licensing.

- Develop “green” strategies to improve facility and fleet operations to reduce environmental impact and save taxpayers money.

Enhance the Agency’s public image.

- Provide opportunities for public engagement through a facility open seven days a week and outreach by Animal Services Officers including attendance at numerous community events.
- Expand relationship with media promoting responsible pet ownership and Agency initiatives.
- Provide a progressive adoption program of unclaimed pets, including promotion on Winnipeg.ca and through social media.
    - Work to reduce euthanizations as much as possible.
- Continue 24/7 emergency response and care for injured animals.
- Provide caring and compassionate help for both animals and people in the community.
- Actively respond and listen to resident complaints or suggestions regarding the Agency.

Financial Information:

Pro forma financial statements with 2020 to 2023 Projections are attached. These include a Projected Statement of Financial Position, Projected Statement of Operations and Accumulated Deficit, Projected Statement of Cash Flows and a Projected Statement of Net Financial Liabilities.

2018 Audited Financial Statements are attached for reference (Appendix B).
Tax-supported funding for the Agency is reflected as a Mill Rate Support Transfer to Animal Services in the Community Services Department budget.

Table 1 outlines the Agency's growing reliance on license and other service revenues. Operational expenditures ($3,750,303), excluding the grant to the WHS ($652,273), are projected to be $3,098,030 in 2020. The Agency is currently provided less operational mill rate support than funding to the WHS. Operational mill rate support for 2020 is projected to be $118,946 (gross mill rate support $771,219 less WHS grant $652,273). The proposed funding for 2020 will only cover 3.8% of the Agencies costs leaving $2,979,084 to be covered by license and other service revenues. As a result, the Agency has to place significant reliance on license revenues and donations in order for the Animal Services agency to successfully operate.

Table 1: Operational Expenditures versus Operational Mill Rate Support

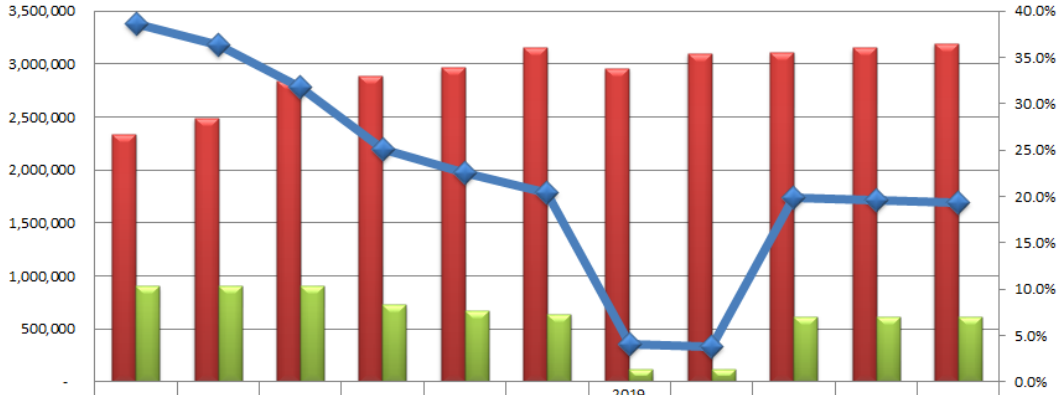

	2013 Actual	2014 Actual	2015 Actual	2016 Actual	2017 Actual	2018 Actual	2019 Unaudited Actual	2020 Projected	2021 Projected	2022 Projected	2023 Projected
Operational Expenditures	2,339,010	2,492,819	2,843,408	2,889,876	2,964,037	3,152,249	2,961,442	3,098,030	3,109,926	3,154,781	3,191,821
Operational Mill Rate Support	904,276	904,276	904,276	726,563	667,301	643,123	118,946	118,946	618,946	618,946	618,946
Percent recovered	38.7%	36.3%	31.8%	25.1%	22.5%	20.4%	4.0%	3.8%	19.9%	19.6%	19.4%

REVENUE:

Mill Rate Support

- The direct mill rate support to Animal Services operational expenses in 2020 is projected to be $118,946 after $652,273 of the gross mill rate support ($771,219) is transferred to the Winnipeg Humane Society.
- Animal Services receives the lowest amount of mill rate support when compared to major governmental animal agencies in other Canadian jurisdictions (see Appendix “D”).
- In 2019, the City entered into a three year service agreement with the Winnipeg Humane Society primarily for the care and kennelling of stray cats. The Winnipeg Humane Society receives $652,273 in funding paid through Animal Services.

Revenue (Non-Mill Rate Sources)

The Agency receives revenue from a number of sources including, pet licenses, adoption/kennel fees, and donations.

Dog Licensing

Annual inflationary increase for dog license fees are projected to be 2.6% in 2020 and 0.6% for 2021 – 2023 (sterilized).

Table 2 outlines dog license revenues, recognized and recorded on an accrual basis for 2013 – 2019 with projected revenues for 2020 through 2023. Future year’s revenues are based on 47,000 licenses being sold of which 92% are expected to be for sterilized dogs.

TABLE 2: Dog License Projected Revenue ($000)

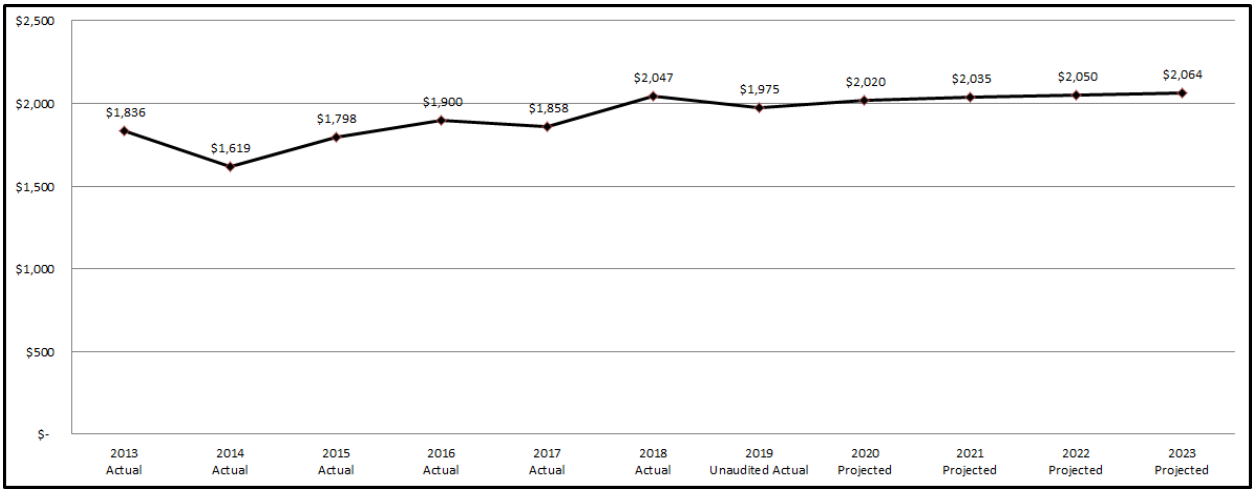

Since license purchases and renewals occur throughout the year, there is unearned revenue on hand at year-end that is deferred to future years. Deferred revenue from previous years is recognized in income at the end of the year.

Cat Licensing

Council approved the implementation of cat licensing effective January 1, 2015. The annual cat license fees are $15.00 for sterilized cats and $50.00 for intact cats. License Fees are proposed to remain at these levels for 2020. Half of cat licenses fees are set aside for low cost cat spay/neuter programming for low income residents.

Table 3 outlines projected revenues for 2020 through 2023. Future year's revenues are based on 21,000 licenses being sold of which 99% are expected to be for sterilized cats.

TABLE 3: Cat License Projected Revenue ($000)

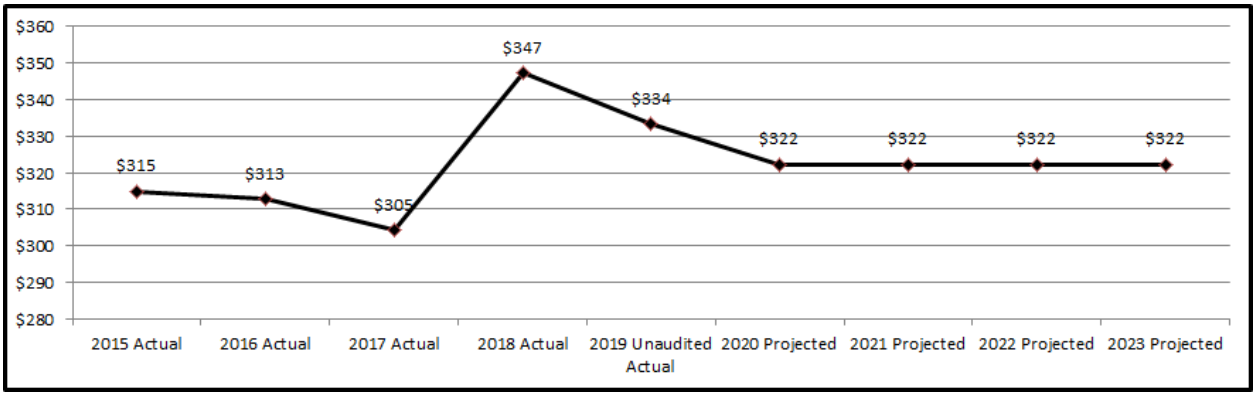

Other Regulation Fees

- Other regulation fees are proposed to increase by the rate of inflation in all budget years, as provided by the City's Fees and Charges Policy.

EXPENSES:

Table 4 shows the Agency's actual and projected expenses for the period 2017 through 2023.

TABLE 4: Actual and Projected Expenses

Expense Type	2017 Actual	2018 Actual	2019 Unaudited Actual	2020 Proposed	2021 Projected	2022 Projected	2023 Projected
Salaries & Benefits	1,591,382	1,586,802	1,730,594	2,000,498	2,038,358	2,088,317	2,133,162
Services	266,651	191,589	213,235	232,979	232,976	232,973	232,970
Departmental Services	255,289	255,646	256,004	226,364	226,726	227,090	227,456
Materials, Parts, Supplies	178,306	111,717	137,343	108,601	108,601	108,601	108,601
Fleet	115,826	111,350	112,083	88,970	64,647	64,182	65,854
Assets & Purchases	19,248	31,956	38,842	9,229	9,229	9,229	9,229
Debt & Finance Charges	67,066	57,379	52,428	45,602	43,602	38,602	38,602
Grants, Transfers, WHS	1,105,413	1,081,106	1,073,186	1,038,060	1,038,060	1,038,060	1,028,220
Total Expenses	**3,599,181**	**3,427,545**	**3,613,715**	**3,750,303**	**3,762,199**	**3,807,054**	**3,844,094**

Salaries and Benefits *(2020 Proposed = $2,000,498)*

- 2020 proposed salary levels are based on existing grades and levels as per the collective agreements. Staffing levels have not increased for three years and remain constant.
- The total staff complement will consist of 27.14 FTE (27.50 FTE net of vacancy management of .36 FTE).
    - The CUPE positions include:
        - Six clerical staff (one Clerk C, two Clerk B, and three Clerk A positions)
        - One Adoption/Education Coordinator
        - Two Animal Services Officer II positions
        - Ten Animal Services Officer I positions
        - One part-time Animal Services Officer I positions (total 0.5 FTE)
        - Two Kennel Attendants
        - Three part-time Kennel Attendant Assistants (total 2 FTE)
    - The WAPSO/WAPSO exempt positions include:
        - One Chief Operating Officer
        - One Field Operations/Court Coordinator
        - One Operations Coordinator
        - One Financial Analyst

Services *(2020 Proposed = $232,979)*

- Animal Services budgeted $26,300 for telephones, pagers, internet and GPS expenses.
- Other major services used by the Agency include non-professional services ($21,600), veterinary professional services ($60,000), advertising ($32,400), audit fees ($6,000), printing and postage ($65,300), and other various smaller services ($21,380).

Departmental Services *(2020 Proposed = $226,364)*

- Animal Services purchases administrative services from the City's Community Services Department. Included in these services is assistance with respect to finance, human

resources, strategic support and information technology; these charges increased in 2015 (2014-$83,300; 2015-$170,000; 2016-$173,400; 2017-$176,860) but have remained stable since 2017.

- The Agency's Departmental Services budget includes a payment of $79,504 for General Government Charges for support provided by Corporate Finance and Corporate Services (See Table 5 below for Interdepartmental Support).

TABLE 5: Actual and Projected Departmental Services

	2017 Actual	2018 Actual	2019 Budget	2020 Proposed	2021 Projected	2022 Projected	2023 Projected
Strategic Planning	62,460	30,000	30,000	0	0	0	0
Financial Services	62,400	62,420	62,420	62,420	62,420	62,420	62,420
Human Resources	26,000	58,430	58,430	58,430	58,430	58,430	58,430
Information Systems	26,000	26,010	26,010	26,010	26,010	26,010	26,010
General Government Charges	78,429	78,786	79,144	79,504	79,866	80,230	80,596
Total	**$255,289**	**$255,646**	**$256,004**	**$226,364**	**$226,726**	**$227,090**	**$227,456**

Materials, Parts & Supplies and Assets & Purchases *(2020 Proposed = $117,830)*

- Operating supplies related to caring for animals is budgeted at $38,700.
- Other expenses in this category include uniforms and protective clothing ($12,500), computer software ($40,000) and stationery and office/other supplies ($17,500).
- Assets and purchases include office/other equipment ($4,200) and computer upgrades ($5,000).

Fleet *(2020 Proposed = $88,970)*

- Animal Services Agency replaced its animal control fleet of six vans in 2013. Overall, the fleet cost has decreased due to the end of the 7 year capital leases.

Debt and Finance Charges *(2020 Proposed = $45,602)*

- Depreciation of $7,000 will be charged in 2020.
- Finance charges include bank service charges ($6,300) and credit card commissions ($32,300).

Grants, Transfers, and Other (including Accommodations) *(2020 Proposed = $1,038,060)*

- The City of Winnipeg provides annual funding of $652,273 to the Winnipeg Humane Society (WHS) under a service agreement. There are two components to the agreement:
    - The operating portion is for the WHS to provide kenneling and care for all stray cats pursuant to the RPO and to manage other activities, mainly caring for injured dogs and cats (2020 - $593,918).
    - The second component is a low-cost cat spay/neuter SNAP program (2020 - $58,355).
- The current agreement is in place until December 31, 2021.
- The Agency also provides grants under the FIXIT program for the spay/neuter of cats (2020 - $145,057).

- The Agency facility is owned by the City of Winnipeg; however, Animal Services is charged rent of $205,167 per year.
- Municipal Accommodations leases the lower level of 1057 Logan Avenue to the Community Services Department, Community By-Law Enforcement Services for storage of bicycles, and Winnipeg Repair Education and Cycling Hub (WRENCH).
- Other transfers include payroll tax ($27,260) and inter-fund transfer for information services ($8,300).

2020 – 2023 Financial Projections and Notes

Projected Statement of Financial Position

CITY OF WINNIPEG ANIMAL SERVICES - SPECIAL OPERATING AGENCY

As At December 31	Audited Actual 2018	Unaudited Actual 2019	Projected 2020	Projected 2021	Projected 2022	Projected 2023
FINANCIAL ASSETS						
Cash	8,466	17,699	17,699	17,699	17,699	17,699
Due From the City Of Winnipeg - General Revenue Fund	2,922,215	2,907,708	2,543,991	2,683,128	2,792,160	2,878,902
Accounts receivable	246	-	-	-	-	-
	2,930,927	2,925,407	2,561,690	2,700,827	2,809,859	2,896,601
LIABILITIES						
Accounts payable and accrued liabilities	347,889	293,104	293,104	293,104	293,104	293,104
Deferred revenue	1,273,318	1,458,596	1,458,596	1,458,596	1,458,596	1,458,596
Vacation and overtime payable	76,133	99,187	99,187	99,187	99,187	99,187
Retirement allowance and compensated absences	129,000	117,000	117,000	117,000	117,000	117,000
	1,826,340	1,967,887	1,967,887	1,967,887	1,967,887	1,967,887
NET FINANCIAL LIABILITIES	1,104,587	957,520	593,803	732,940	841,972	928,714
NON-FINANCIAL ASSETS						
Tangible capital assets (Note 6)	25,174	11,644	11,644	11,644	11,644	11,644
	$ 25,174	$ 11,644	$ 11,644	$ 11,644	$ 11,644	$ 11,644
ACCUMULATED (DEFICIT) / SURPLUS	$ 1,129,761	$ 969,164	$ 605,447	$ 744,584	$ 853,616	$ 940,358

See accompanying notes and schedules to the financial projections

Projected Statement of Operations and Accumulated (Deficit)/Surplus

CITY OF WINNIPEG ANIMAL SERVICES - SPECIAL OPERATING AGENCY

For the year ended December 31	Audited Actual 2018	Unaudited Actual 2019	Projected 2020	Projected 2021	Projected 2022	Projected 2023
REVENUES						
Government grant	26,961	27,234	27,259	27,259	27,259	27,259
Regulation fees	2,454,573	2,364,895	2,404,808	2,419,558	2,434,308	2,449,058
Sales of goods and services	71,425	90,947	67,300	67,300	67,300	67,300
Transfer (Note 5h)	1,295,396	771,219	771,219	1,271,219	1,271,219	1,271,219
Other revenue	169,691	198,823	116,000	116,000	116,000	116,000
Total Revenues	4,018,046	3,453,118	3,386,586	3,901,336	3,916,086	3,930,836
EXPENSES						
Salaries and employee benefits	1,586,802	1,730,594	2,000,498	2,038,358	2,088,317	2,133,162
Services (Note 6)	276,580	300,114	298,640	274,618	274,670	276,811
Rent (Note 6)	215,254	205,167	205,167	205,167	205,167	195,327
Administrative expenses (Note 6)	255,646	256,004	226,364	226,726	227,090	227,456
Material, parts and supplies	138,076	162,547	131,910	131,606	131,086	130,614
Grants, transfers and other	865,852	868,019	832,893	832,893	832,893	832,893
Amortization	19,528	13,530	7,000	5,000	-	-
Debt and finance charges	37,851	38,898	38,602	38,602	38,602	38,602
Assets and purchases	31,956	38,842	9,229	9,229	9,229	9,229
Interest (Note 6)	-	-	-	-	-	-
Total Expenses	3,427,545	3,613,715	3,750,303	3,762,199	3,807,054	3,844,094
Excess Revenues Over Expenses	590,501	(160,597)	(363,717)	139,137	109,032	86,742
ACCUMULATED (DEFICIT) / SURPLUS BEGINNING OF YEAR	539,260	1,129,761	969,164	605,447	744,584	853,616
ACCUMULATED (DEFICIT) / SURPLUS END OF YEAR	1,129,761	969,164	605,447	744,584	853,616	940,358

See accompanying notes and schedules to the financial projections

Projected Statement of Cash Flows

CITY OF WINNIPEG ANIMAL SERVICES - SPECIAL OPERATING AGENCY

For the year ended December 31	Audited Actual 2018	Unaudited Actual 2019	Projected 2020	Projected 2021	Projected 2022	Projected 2023
Net inflow (outflow) of cash related to the following activities						
OPERATING						
Excess/(Deficiency) of revenue over expenses	590,501	(160,597)	(363,717)	139,137	109,032	86,742
Non-cash charges to operations						
Amortization	19,528	13,530	7,000	5,000	-	-
Retirement allowance and compensated absences	2,000	(12,000)	-	-	-	-
	612,029	(159,067)	(356,717)	144,137	109,032	86,742
Net change in non-cash working capital balances related to operations	(34,936)	153,793	-	-	-	-
Cash used in operating activities	577,093	(5,274)	(356,717)	144,137	109,032	86,742
CAPITAL						
Acquisition of tangible capital assets	-	-	(7,000)	(5,000)	-	-
FINANCING						
Change in due to The City of Winnipeg - General Revenue Fund	(596,696)	14,507	363,717	(139,137)	(109,032)	(86,742)
Increase (Decrease) in Cash	(19,603)	9,233	-	-	-	-
CASH, BEGINNING OF YEAR	28,069	8,466	17,699	17,699	17,699	17,699
CASH, END OF YEAR	8,466	17,699	17,699	17,699	17,699	17,699

See accompanying notes and schedules to the financial projections

Projected Statement Of Change In Net Financial Liabilities

CITY OF WINNIPEG ANIMAL SERVICES - SPECIAL OPERATING AGENCY

For the year ended December 31	Audited Actual 2018	Unaudited Actual 2019	Projected 2020	Projected 2021	Projected 2022	Projected 2023
EXCESS REVENUES OVER EXPENSES	590,501	(160,597)	(363,717)	139,137	109,032	86,742
Amortization of tangible capital assets	19,528	13,530	7,000	5,000	-	-
Acquisition of tangible capital assets	-	-	(7,000)	(5,000)	-	-
INCREASE (DECREASE) IN NET FINANCIAL LIABILITIES	610,029	(147,067)	(363,717)	139,137	109,032	86,742
NET FINANCIAL LIABILITIES, BEGINNING OF YEAR	494,558	1,104,587	957,520	593,803	732,940	841,972
NET FINANCIAL LIABILITIES, END OF YEAR	1,104,587	957,520	593,803	732,940	841,972	928,714

See accompanying notes and schedules to the financial projection.

CITY OF WINNIPEG
ANIMAL SERVICES SPECIAL OPERATING AGENCY

NOTES TO THE PROJECTED FINANCIAL STATEMENTS
For the four years ending December 31, 2023

1. DESCRIPTION OF BUSINESS

Animal Services, Special Operating Agency commenced operations on January 1, 2000. Animal Services continues to work towards its goals:

- Maintain the enforcement of the Responsible Pet Ownership Bylaw and continue to educate pet owners regarding their responsibilities, as they pertain to including pet licensing
- Increase customer service and satisfaction
- Improve the health and safety of neighborhoods
- Improve the Agency's public image

Since 2000 Animal Services has brought in the following new programs and initiatives:

- Adoption program to give strays a second chance;
- Volunteer program
- Work placement for students in our community;
- Enhanced Free Release program;
- Enhanced education programs;
- Increased marketing campaigns;
- Revamped fines schedule;
- On-line licensing website;
- Full zero tolerance licensing policy;
- 311 selling licenses through Winnipeg.ca;
- Purchased Chameleon software to provide enhanced and updated support for all operational areas of Animal Services;
- Cat licensing;
- Green facility, fleet, and operational initiatives including paperless licensing invoicing.

2. SIGNIFICANT ACCOUNTING POLICIES

The projected financial statements have been prepared in accordance with Canadian Public Sector Accounting Standards. The projections include the following significant accounting policies:

Basis of Accounting

The financial statements are prepared using the accrual basis of accounting. The accrual basis of accounting recognizes revenue in the period which it is earned provided it is measurable and collection reasonably certain. Expenses are recognized as they are incurred and measurable based upon receipt of goods or services and/or the creation of a legal obligation to pay.

Non-financial assets

Non-financial assets are not available to discharge existing liabilities and are held for use in the provision of services. They have useful lives extending beyond the current year and are not intended for sale in the ordinary course of operations. The change in non-financial assets during the year, together with the excess of revenues over expenses, provides the changes in net financial liabilities for the year.

(a) Tangible capital assets

Tangible capital assets are recorded at cost and are amortized on a straight-line basis over their estimated useful lives using the following annual rates:

Computer equipment	25%
Furniture and other equipment	20%
Communication radios	20%
Computer Software	20%

Employee benefit plan

The Winnipeg Civic Employees' Benefits Program is a multi-employer contributory defined benefit program and accordingly contributions are expenses as incurred. The costs of other retirement benefits have been accounted for based on actuarially determined amounts using the projected benefits method prorated on services and management's best estimate of retirement ages of employees, salary escalation and plan investment performance. Actuarial gains and losses are amortized on a straight-line basis over the average remaining service period. The liabilities are discounted using current interest rates on long-term bonds.

Estimates

The preparation of projected financial statements in conformity with Canadian generally accepted accounting principles requires management to make estimates and assumptions. These estimates and assumptions are based on the Agency's best information and judgment and may differ from actual results.

3. FINANCIAL PROJECTION

This financial projection is an estimate of the financial position, results of operations and change in cash flow, for the operations of Animal Services Special Operating Agency, using management's assumptions which reflect the Agency's planned course of action for the four years ending December 31, 2023. Management's judgment has been used in the assumptions and the most probable set of economic conditions, together with the hypotheses stated in Note 4. The hypotheses are consistent with the purpose of the information. Some assumptions inevitably will not materialize and unanticipated events and circumstances may occur subsequent to the date of this projection. Therefore, the actual results achieved during the projected period will vary from the projections.

4. HYPOTHESES

The financial projection has been prepared based on the following hypotheses:

(a) That the City of Winnipeg will agree to provide an annual operating grant of $771,219 in 2020 and $1,271,219 in years 2021-2023.

(b) That the City of Winnipeg will extend a line of credit as detailed in the Financial Statements contained within the Council approved annual Selection Report prepared by the Agency, sufficient for the Agency to carry on operations.

(c) That the Agency will be allowed to purchase any support services required to sustain ongoing operations.

(d) That the Consumer Price Index will remain at 2.4% in 2020, 2.0% for 2021-2023.

(e) That the City of Winnipeg will continue their service agreement with the Winnipeg Humane Society, pending approval of the new funding amount. The current service agreement is in place to December 31, 2021.

5. ASSUMPTIONS – REVENUE

(a) Fees and Charges

Refer to Appendix C – Fees and Charges Schedule for a complete list of all fees charged by the Agency.

(b) Mill Rate Support from the City of Winnipeg

The Agency is directed to request mill rate support in the amount of $1,271,219 in years 2020-2023; the amount includes $652,273 for the Winnipeg Humane Society (WHS) service agreement and the net remaining is to assist with Animal Services operations.

YEAR	Gross Mill Rate Support	WHS Service Agreement	Net remaining for Animal Services Operations
2000 - 2002	1,250,000	125,000	1,125,000
2003	1,100,000	125,000	975,000
2004	950,000	125,000	825,000
2005	895,877	125,000	770,877
2006	1,020,121	250,000	770,121
2007	1,018,850	250,000	768,850
2008	1,004,276	250,000	754,276
2009	1,104,276	350,000	754,276
2010	1,154,276	350,000	804,276
2011	1,334,276	530,000	804,276
2012	1,302,504	500,000	802,504
2013 - 2015	1,404,276	500,000	904,276
2016	1,378,836	652,273	726,563
2017	1,319,574	652,273	667,301
2018	1,295,396	652,273	643,123
2019 - 2020	771,219	652,273	118,946
2021 - 2023	1,271,219	652,273	618,946

ASSUMPTIONS – EXPENSES

(a) Salaries and Employee Benefits

The Agency expects to operate with the following staff levels over the next three years:

	2020	2021	2022	2023
WAPSO/WAPSO Exempt	4.00	4.00	4.00	4.00
CUPE	23.50	23.50	23.50	23.50
Total FTEs	27.50	27.50	27.50	27.50
Less Vacancy Management	-0.36	-0.35	-0.35	-0.34
Total FTEs Less Vacancy Management	27.14	27.15	27.15	27.16

(b) Grants

The City of Winnipeg will provide annual funding of $652,273 to the Winnipeg Humane Society based upon the agreed upon service agreement, pending approval of the new funding amount. There are two components to the Winnipeg Humane Society agreement:

- The operating portion ($593,918) is for the Winnipeg Humane Society to provide kennelling space for all cats pursuant to the RPO By-law and to manage other animal issues, namely care for injured animals.
- The second component ($58,355) is a low-cost cat spay and neuter program.

The Agency also provides FIXIT grant funding to undertake quality programs to spay/neuter high volumes of cats at a low cost to the community ($145,057).

(c) Audit Fee

The Agency expects to pay approximately $6,000 annually for audit fees.

(d) Advertising

The Agency uses various advertising mediums to help build its revenue base. Methods of advertising include an annual newsletter to licensed pet owners, social media, website, billboards, bus kings, newspaper ads, and brochures.

(e) Municipal Accommodations

The Agency occupies the main floor of the building at 1057 Logan Avenue (12,296 square feet).

(f) Depreciation

Depreciation is based on rates identified in Note 2

(g) Administrative Charges

The Agency expects to purchase administrative services from the City's Community Services Department. These services include assistance with respect to finance, human resources, strategic support and information technology. The Agency's fee is $146,860 annually for 2020-2023.

(h) Corporate Support Services Charges

The City of Winnipeg incurs corporate costs that relate to various shared services such as Legal and PeopleSoft support. The Agency will be charged $79,504 for 2020, $79,866 for 2021, $80,230 for 2022 and $80,596 for 2023 by the Corporate Support Services Department.

6. ASSUMPTIONS – CASH RECEIPTS AND DISBURSEMENTS

(a) Cash on hand

$600 is available for the cash register floats.

(b) Equipment

On start-up, the Agency acquired equipment from the City of Winnipeg. The Agency constantly reviews its technology needs and upgrades equipment as needed. The Agency has assumed that all dispositions will be made at net book value and there will be no gain or loss resulting from the disposition of assets.

(c) Accounts Payable and Accrued Liabilities

Accounts payable are paid on the basis of 30-day terms and it has been assumed that accounts payable will be nominal at year-end. Accrued liabilities include such items as unpaid contract fees, salary accruals and other year-end payables.

(d) Deferred Revenue

Animal licenses are renewed throughout the year for a one-year or a two-year term. As a result there is unearned revenue on hand at year-end that is deferred to future years. Also, deferred revenue from previous years is recognized in income at the end of the year.