END HOMELESSNESS
WINNIPEG

Report to the City of Winnipeg Executive Policy Committee November 18, 2020

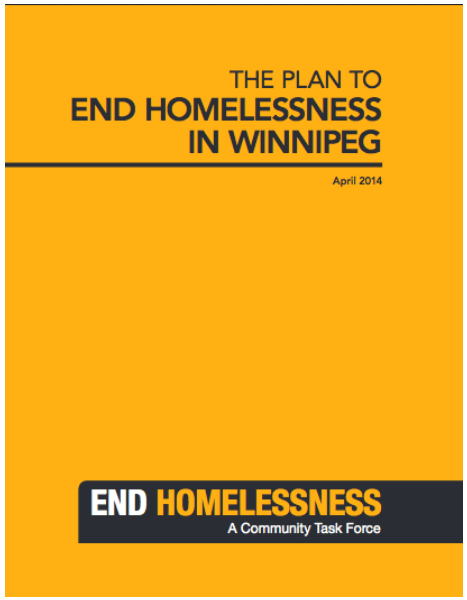

Launched April 2014

END HOMELESSNESS WINNIPEG

5-Year Plan

2020-2025

Launched October 2019

End Homelessness Winnipeg will collaborate with homeless-serving sectors and all levels of government to advance and measure progress toward the following 7 Targets by 2025:

CREATE

1,340 additional housing units based on identified local housing needs

HOUSE

1,519 people experiencing absolute homelessness or provisionally housed

REDUCE

Indigenous overrepresentation in emergency shelters by **50%**

SHORTEN

lengths of stays in emergency shelters so that **92%** are less than 10 days

ELIMINATE

Entries to homelessness among released inmates and youth who are in CFS care or disengaging from school

EXPAND

Use of HIFIS to **45** homeless-serving organizations and programs as part of a coordinated access system

PREVENT

90% of those served by coordinated access from re-entering homelessness

HOPE
END HOMELESSNESS
WINNIPEG

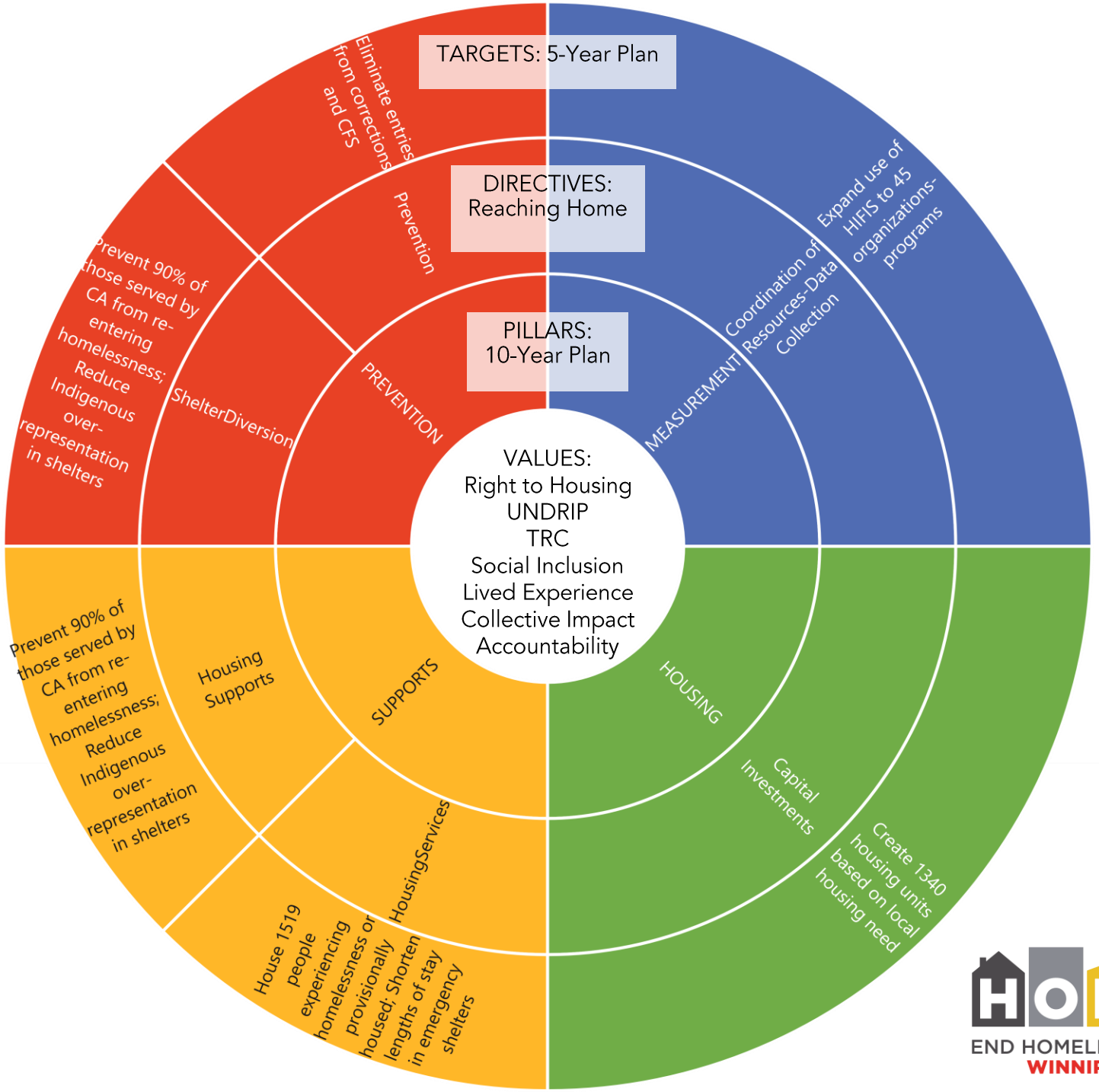

END HOMELESSNESS WINNIPEG

COVID-19 Response

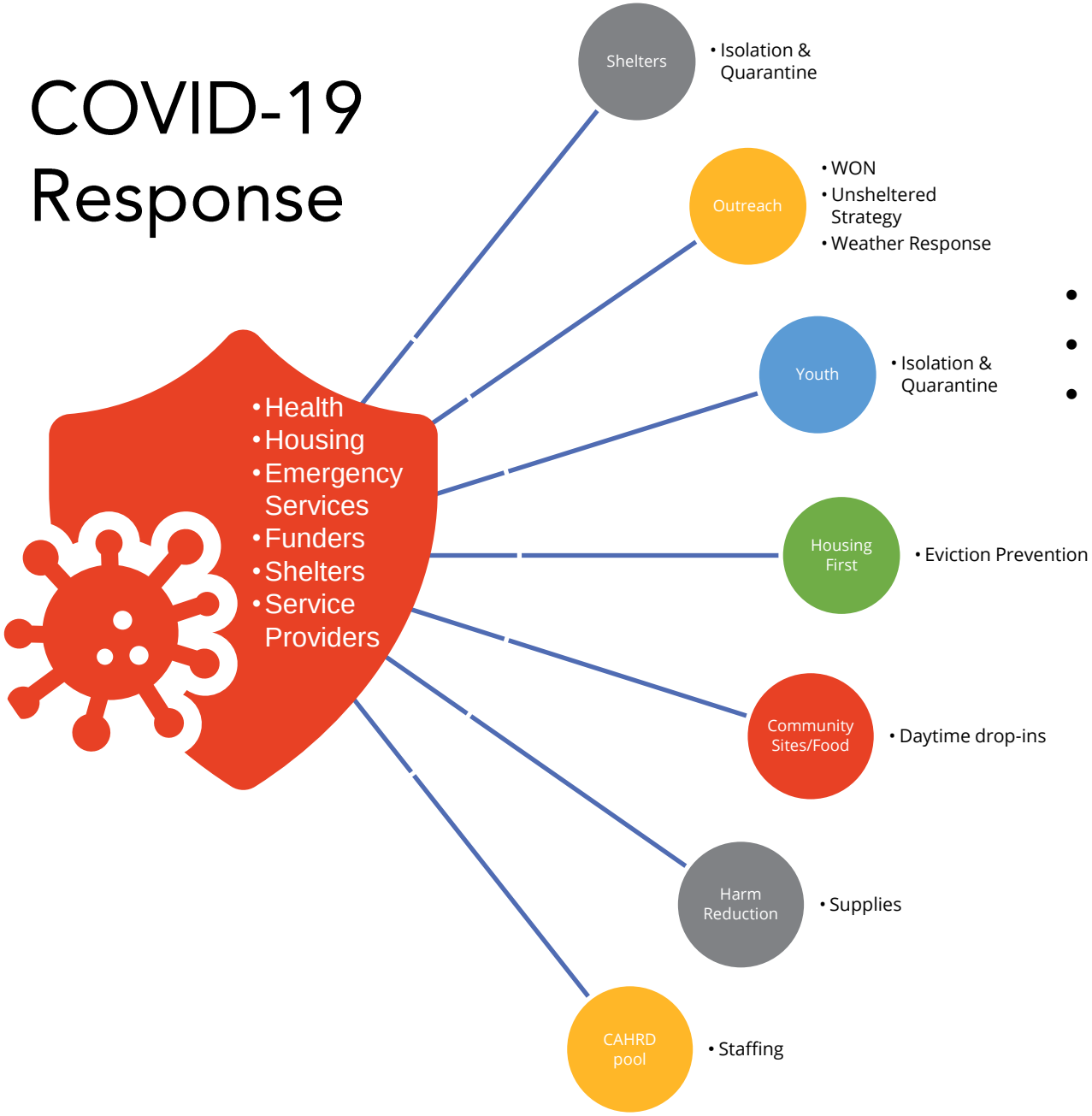

- 60 agencies
- 8 Working Groups
- 9 Priorities:
  1. Isolation & Quarantine
  2. Testing near Shelters (Thunderbird House)
  3. Prevention in Shelters
  4. Enhanced Outreach
  5. Safe Spaces
  6. Health, Hygiene, Harm Reduction and Food Supplies
  7. Eviction Prevention
  8. Housing
  9. Staffing

HOPE
END HOMELESSNESS
WINNIPEG

Extreme Weather Response

HOPE
END HOMELESSNESS
WINNIPEG

2020-2021

- 40 agency partners
- Expanded to respond to Winter Weather needs in the context of COVID-19
- Funder engagement
- Measurable indicators:
  1. Capacity is known
  2. Capacity exists
  3. When one shelter/warming centre reaches capacity, there is a safe alternative

WINTER WEATHER RESPONSE:
A homeless-centred plan for keeping Winnipeggers safe



Unsheltered Strategy

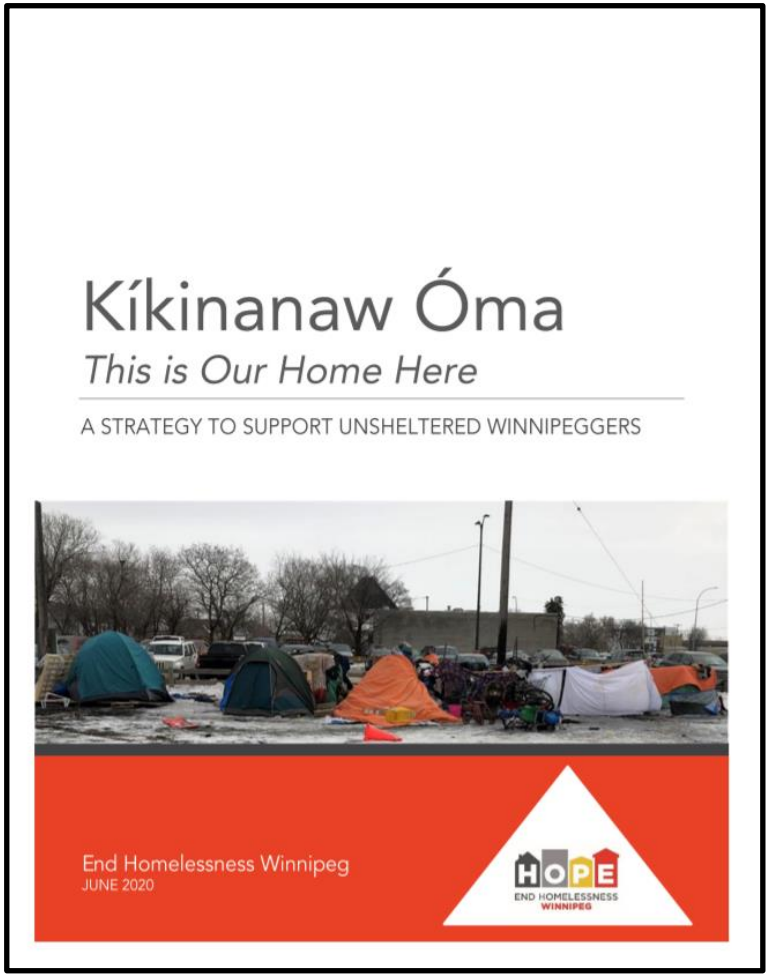

WHAT TO DO

If someone experiencing homelessness is sheltering in your building entrance or yard

- **People experiencing homelessness face a wide range of stereotypes and stigma that do not always reflect reality. Do not assume the person:**
  - **is dangerous:** people experiencing homelessness are far more likely to be victims of violence than to perpetrate it
  - **is intoxicated:** behaviour you might identify as intoxication could be a symptom of hypothermia, stroke, disability or mental health crisis
  - **has somewhere safe to go:** nobody chooses to live without shelter, unless their other options seem even less safe to them
- **If the person is awake, say hi. Ask if they need anything:** let them know you'll be calling outreach workers to pay a visit
- **Call Main Street Project Outreach: 204-232-5217**
- **If a person is in danger due to a medical or safety crisis, call 911**
- **Giving things like food, water, socks or money is OK** if you feel comfortable and the person accepts an offer
- **Inviting the person inside (as with any stranger) is discouraged,** for your safety and theirs
- **To offer info on other resources:** check 211, HelpSeeker or the Winnipeg Outreach Network Resource Guide
- **Be safe, be kind, be well**

main street project

HOPE
END HOMELESSNESS
WINNIPEG

Housing Supply

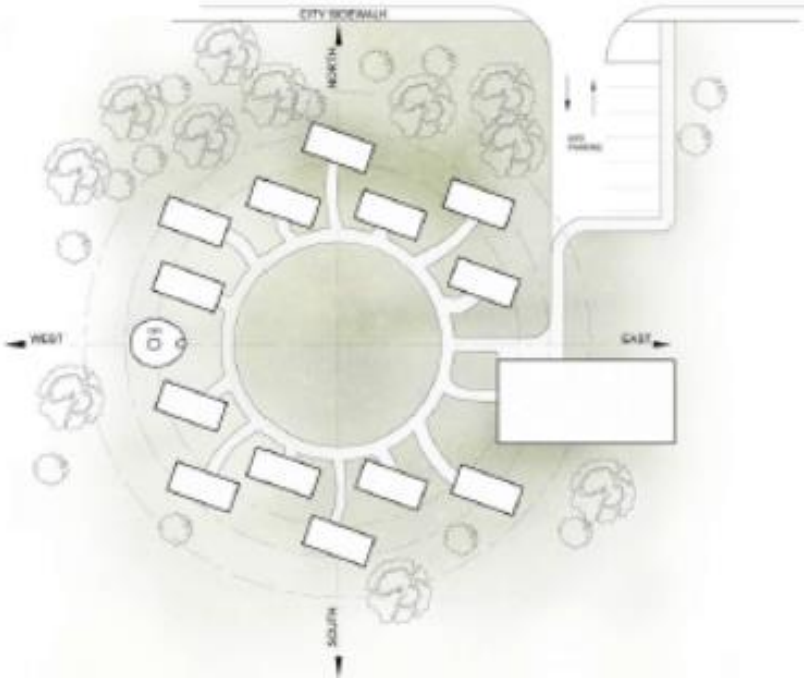







Measurement

Target	Nov 1, 2018-Oct 31, 2019			Nov 1, 2019-Oct 31, 2020			Balance to Target
House 1519 people experiencing absolute homelessness or provisionally housed							
# of people chronically homeless & accessing shelters	223			220			
Eliminate entries to homelessness among released inmates, youth who are in CFS care or disengaging from school	# of Unique Clients**	as a % of Total Unique Clients		# of Unique Clients**	as a % of Total Unique Clients		
*Total Stays at Emergency Shelters	571	13.4%		501	13.7%		13.7%
REDUCE Indigenous overrepresentation in emergency shelters by 50%	# of Unique Clients Identifying as Indigenous	Percentage of Clients Identifying as Indigenous		# of Unique Clients Identifying as Indigenous	Percentage of Clients Identifying as Indigenous		
# of Unique Clients accessing Emergency Shelters **who identified** as Indigenous (First Nations On-and Off-Reserve, Non-Status, Inuit and Metis)	2017	56.1%		1966	64.0%		32.0%
SHORTEN length of stays in emergency shelters so that 92% are less than 10 days	% of Stays in Emergency Shelters that were less than 10 Days			% of Stays in Emergency Shelters that were less than 10 Days			
**Stays in Emergency Shelters that were less than 10 days	84.1%			90.1%			1.9%
EXPAND use of HIFIS to 45 homeless-serving organizations and programs as part of a coordinated access system	Total # of Orgs	Total # Programs	Total # Orgs + Programs	Total # of Orgs	Total # Programs	Total # Orgs + Programs	
# organizations & programs using HIFIS4	5	20	25	11	26	37	34 Organizations

Information Source: HIFIS4 Winnipeg
a Stay is defined as a minimum 4 hour overnight stay between the hours of 7pm and 7am. Total Stays at Emergency Shelters where "Reason for Service" is due to Release/Discharge from Public Institutions: Corrections, Agency Placement (CFS), Treatment (Medical, Psychiatric, Other). ** Limitations of the "Reasons for Service" field in HIFIS4: Clients do not always disclose their reason(s) for staying at a shelter, field allows for only one (primary) selection when there may be multiple reasons for service, information not always captured when clients are booked in quickly, staff usage of this field is steadily improving which may look as if there has been an increase in the unique number of clients discharged from public institutions
**consecutive client stays at one or more participating emergency shelters. NOTE: 1 client may have had more than 1 consecutive stay within a 12 month timeframe

Maarsii, Miigwetch, Thank you

HOPE
END HOMELESSNESS
WINNIPEG