DILLON CONSULTING

7319704 MANITOBA LTD.

Rail Traffic Noise and Vibration Assessment

Redevelopment of Former Canada Packers Lands, Winnipeg, Manitoba

Dec 2020 – 20-2062

Table of Contents

1.0 Introduction 3

1.1 Purpose and Objectives 3
1.2 The Project and Surrounding Areas 3

2.0 Rail Traffic Noise and Vibration Assessment 4

2.1 Rail Traffic Noise Assessment 4
2.1.1 Noise Criteria 4
2.1.2 Railway Sources 7
2.1.3 Predicted Sound Level 10
2.1.4 Noise Control Measures 13
2.2 Railway Vibration Assessment 15
2.2.1 Vibration Criteria 15
2.2.2 Vibration Measures 16
2.2.3 Rail Traffic Vibration Impacts 16

3.0 Conclusions 17

4.0 Closure 19

Tables

Table 1: Indoor Sound level Limits for Rail 5
Table 2: Requirements for Building Component Assessment 5
Table 3: Façade Construction Requirements 5
Table 4: Ventilation and Warning Clause Requirement 6
Table 5: OLA Level Limits for Road and Rail 6
Table 6: Recommended Noise Criteria for Impulsive sound level 7
Table 7: Future (2030) Rail Traffic Data 8
Table 8: Impulsive Noise Source Summary- Point Sources 9
Table 9: Railway Noise Prediction Summary Table – Building Façade 12
Table 10: Railway Noise Prediction Summary Table – OLA- Without Mitigation 12
Table 11: Impulsive Noise Prediction Summary Table 13
Table 12: Railway Noise Prediction Summary Table – OLA- With Mitigation 15

Figures

Figure 1: Subject Site and Surrounding Area
Figure 2: Predicted Railway Noise Impacts Areas, Daytime
Figure 3: Predicted Railway Noise Impacts Areas, Nighttime
Figure 4: Acoustic Barrier Locations
Figure 5: Vibration Measurement Location

Appendices

A Warning Clause Requirements
B Traffic Data
C BPN56 Façade Calculations
D VMT Certificate of Calibration
E Vibration Measurement Data

References

1.0 Introduction

1.1 Purpose and Objectives

Dillon Consulting Limited (Dillon) was retained by 7319704 Manitoba Ltd. (the Developer) to complete a Rail Traffic noise and vibration assessment for a proposed multi-family residential development located in a segment of the former Canada Packers' Land in Winnipeg, Manitoba.

The rail traffic noise and vibration assessment presented herein is prepared in accordance with *the Federation of Canadian Municipalities (FCM) and the Railway Association of Canada (RAC) guidelines for New Development in Proximity to Railway Operations* (*May 2013),* (the Guide), and *the Ontario Ministry of Environment, Conservation and Parks (MECP) noise publication, NPC-300, Stationary and Transportation Approvals and Planning,* as referenced in the Guide, Appendix C. The assessment focuses on rail noise impacts from the nearby rail operations.

1.2 The Project and Surrounding Areas

The Developer is proposing to redevelop a segment of the former Canada Packers's Lands in Winnipeg, Manitoba (herein called "the Development"), which will be approximately 165 acres in size and will consist of:

- Higher density residential (1,200 units);
- Commercial;
- Employment Lands; and
- Public Reserve.

The Development is bordered by:

- Marion Street to the North;
- Canadian Pacific Railway (CP) freight rail line to the west;
- Canadian National Railway (CN) freight rail line to the east and northeast;
- Paddington Yard- a freight railyard owned by CP, and utilized by both CN and CP; and
- CN/CP Autoyard- Part of Paddington Yard, where CP and CN offload automobiles from rail cars.

The Development is located in the St. Boniface neighbourhood. The land was formerly used for industrial purposes, including the Union Stockyards and Canada Packers plant, until about 1988. The site borders with light industrial lands along Marion Street to the north, Paddington Yards located along the southern boundary of the Development area, a metal fabrication facility on the southeast corner of the Development area, and a 24-hour inter-model rail-to-truck transfer facility (Canadian national Railway [CN]/ Canadian Pacific Railway [CP] Autoyard) located to the southwest of the subject site. The subject site and surrounding areas are shown in **Figure 1**.

2.0 Rail Traffic Noise and Vibration Assessment

The potential noise and vibration impacts from the following nearby rail operations are included in this assessment:

- Canadian Pacific Railway (CP) freight rail line to the west of the Development;
- Canadian National Railway (CN) freight rail line to the east and northeast of the proposed development; and,
- Paddington Yard to the south of the Development.

2.1 Rail Traffic Noise Assessment

Railway noise sources with the potential to impact the noise environment at the proposed development include freight rail traffic on the CP rail Emerson Subdivision, rail traffic on CN rail Sprague subdivision, and noise from railyard activity, including shunting.

A worst-case scenario noise impacts from rail traffic were predicted and compared against the applicable criteria specified in *the Federation of Canadian Municipalities (FCM) and the Railway Association of Canada (RAC) guidelines for New Development in Proximity to Railway Operations, May 2013* (the Guide). The Guide outlines noise level criteria for sensitive land uses, which assist in determining requirements for façade construction, ventilation requirements, warning clauses, and potential noise barriers for the proposed development. The impulsive noise from railyard activity (i.e., shunting cars) were assessed independent of the rail traffic sources, as per the Guide (see Section 2.1.2 for details).

2.1.1 Noise Criteria

Recommended noise criteria for new residential development in proximity to freight railway corridors, as outlined in the Guide, is summarized below and presented in **Tables 1** through **5**. These criteria are based on FCM-RAC Railway guideline and MECP's *noise publication NPC*-300, under transportation. Determination for façade construction and/or ventilation requirements, warning clauses, and potential noise barriers for the proposed development are based on the *NPC-300*. For impulsive noise sources related to railyard shunting, an impulsive noise assessment, independent of the rail traffic noise assessment should be undertaken, as per the Guide. Recommended noise criteria for residential development in proximity to freight railyards are summarised in **Table 6**.

Table 1 summarizes the indoor sound level limits based on the type of space and Time of day. The indoor noise levels are based on the assumption of closed windows and doors.

Table 1: Indoor Sound level Limits for Rail

Type of Space	Time Period	Equivalent Sound Level- L_{eq} [dBA][1],[2]
Living/dining areas of residences	Daytime (07:00 - 23:00)	40
	Night-time (23:00 - 07:00)	40
Bedrooms of residences	Daytime (07:00 - 23:00)	40
	Night-time (23:00 - 07:00)	35

Note:
[1] Whistle noise is included for the indoor noise assessment.
[2] Indoor noise limits with Windows and doors closed.

The indoor sound level limits for railway outlined in **Table 1** are the same as the requirements outlined in *NPC-300*. **Tables 2** and **3** outline the maximum equivalent sound levels from railway sources, where if exceeded a detailed building component design assessment is required to ensure the indoor sound level limits, as outlined in **Table 1**, are achieved.

Table 2: Requirements for Building Component Assessment

Assessment Location	Time Period	Equivalent Sound Level- L_{eq} [dBA] [1]
Plane Window for Living area or sleeping quarters	Daytime (07:00 - 23:00)	60
	Night-time (23:00 - 7:00)	55

Note: [1] Whistle noise is included for the building component and indoor noise assessment.

As per *NPC-300*, **Table 3** specifies façade construction requirements for proposed residential developments within 100m of rail tracks.

Table 3: Façade Construction Requirements

Assessment Location	Equivalent Sound Level- L_{eq} 24hr [1]	Façade Construction Requirement
Plane of window for living/dining area or sleeping quarters	> 60 dBA	Brick Veneer or acoustical equivalent
	≤ 60 dBA	no requirement

Note: [1] Whistle noise is included for Façade construction requirement.

Table 4 summarizes potential noise warning clauses and ventilation requirements that should be used to warn of potential annoyance due to existing transportation noise sources. The noise warning clause types are provided in **Appendix A**.

Table 4: Ventilation and Warning Clause Requirement

Assessment location	Time Period	Equivalent Sound Level- L_{eq} Road and Rail [1]	Ventilation and Warning Clause Requirements
Plane of window for living/dining area or bedrooms	Daytime 07:00 - 23:00	≤ 55 dBA	No Requirement
		> 55 dBA and ≤ 65 dBA	Provision for the installation of central air conditioning with a Type C warning clause
		> 65 dBA	Installation of central air conditioning with a Type D warning clause
Plane of window for living/dining area or sleeping quarters	Nighttime 07:00 - 23:00	≤ 50 dBA	No Requirement
		> 50 dBA and ≤ 60 dBA	Provision for the installation of central air conditioning with a Type C warning clause
		> 60 dBA	Installation of central air conditioning with a Type D warning clause

Note: [1] Whistle noise is not included for determining the ventilation and warning clause requirements.

An Outdoor Living Area (OLA) includes backyards, front yards, balconies and elevated terraces with a minimum depth of 4 meters that are not enclosed, provided they are the only outdoor living area for the occupant, and common outdoor living areas associated with high-rise multi-unit buildings. The applicable noise criteria for OLA specific to surface transportation are presented in **Table 5**. If the 16-Hour Equivalent Sound Level, Leq $_{16h}$, at an OLA is greater than 55 dBA and less than or equal to 60 dBA, noise control measures may be applied to reduce the sound level to 55 dBA. Otherwise, prospective purchasers or tenants should be informed of potential elevated noise levels by way of warning clause Type A (see **Appendix A**). For an Leq $_{16h}$ of greater than 60 dBA, noise mitigation measures are required to reduce the noise levels to 55 dBA or less.

Table 5: OLA Level Limits for Road and Rail

Assessment Location	Equivalent Sound Level- L_{eq} 16hr [1] Rail and Road	Noise Control Measures and Warning Clause Requirements
Outdoor Living Area	≤ 55 dBA	No requirement
	> 55 dBA and ≤ 60 dBA	Installation of noise control measure OR a Type A warning clause [1]
	> 60 dBA	Installation of noise control measure with a Type B warning clause

Note: [1] Daytime only (07:00 - 23:00), whistle noise is excluded for OLA noise assessment.

Table 6 presented the recommended noise levels for new residential development in proximity to freight railyards.

Table 6: Recommended Noise Criteria for Impulsive sound level

Area Classification [1]	Time Period	Equivalent Sound Level - Leq [2]
Class 1	7:00 - 19:00	50
	19:00 - 23:00	47
	23:00 - 7:00	45
Class 2	7:00 - 19:00	50
	19:00 - 23:00	45
	23:00 - 7:00	45

Note:
[1] Class 1 and 2 Areas refer to the typical acoustical environment that can be expected within the development zone. Class 1 Areas are acoustic environments dominated by an urban hum, and Class 2 Areas have the acoustic qualities of both Class 1 and Class 3 Areas.

[2] Impulsive sound level in dBAI or logarithmic mean impulsive (L_{LM})

2.1.2 Railway Noise Sources

In assessing potential transportation noise impacts on the proposed development, a worst-case scenario including the following railway sources were analyzed:

- CP rail Emerson Subdivision
- CN rail Sprague Subdivision
- Paddington railyard

Railway Noise Sources

The proposed development is adjacent to the CP rail Emerson Subdivision to the east and CN rail Sprague subdivision to the north and northeast. CP operates the Paddington Yard to the south, where there is an automotive off-loading area (CN/CP Autoyard) for new vehicles that are parked in an open area to the north of Paddington Yard. Updated rail traffic data (Year 2020) was collected from *Dillon Emergency Access Evaluation study (May 2020)*. As per the Rail Proximity Guide, the future rail traffic volumes were adjusted assuming a 2.5% per annum growth rate to 2030 (10-year prediction, as per the Guide).

During a site visit, it was confirmed that anti-whistling by-laws are not in effect at the road crossings in the vicinity of the proposed development. Warning whistles are not typically sounded along railways except at all public at-grade crossings and in emergency situation to warn an approaching person, animals or train. For the purposes of this assessment, noise from warning whistle at crossings are included in the

analysis to reflect a worst-case scenario. The forecasted future (2030) rail traffic data for railways adjacent to the Development are presented in **Table 7**.

Table 7: Future (2030) Rail Traffic Data

Type of Train	2030 Train Volumes		Locomotives per Train [1]	Cars per train	Speed (km/hr)
	Daytime	Nighttime			
CP Rail- Freight	7	1	2	120	40
CN Rail- Freight	9	1	2	67	32
Paddington railyard	6	1	2	40	16

Note: [1] A Throttle setting of 8 was assumed, per the Federal Transit Administration (FTA).

The rail traffic data utilized in the analysis is presented in **Appendix B**.

Railyard Impulsive Noise

Canadian Transportation Agency (CTA) *Railway noise Measurement and Reporting Methodology, August 2011* publication provides an overall sound power levels for impulsive noise related to rail shunting activities at railyards. The impulsive sound levels were incorporated into the noise model and were assessed independent of the railway traffic noise. The impulsive noise sources, source location, and sound characteristics of the sources are presented in **Table 8**.

For the purposes of this assessment, 40 impulses related to rail shunting at the railyard was included. Each rail shunting event was modeled as a point source, with a sound power level of 111 dBA, adjusted for number of impulsive per given time period.

Table 8: Impulsive Noise Source Summary- Point Sources

Source ID	Source Description	Equivalent Impulsive Sound Level - Leq (dBAI)	source Location [1]	Sound Characteristics [2]	Noise Control Measures [3]
SHUN_01	Shunting	111	O	I	U
SHUN_02	Shunting	111	O	I	U
SHUN_03	Shunting	111	O	I	U
SHUN_04	Shunting	111	O	I	U
SHUN_05	Shunting	111	O	I	U
SHUN_06	Shunting	111	O	I	U
SHUN_07	Shunting	111	O	I	U
SHUN_08	Shunting	111	O	I	U
SHUN_09	Shunting	111	O	I	U
SHUN_10	Shunting	111	O	I	U
SHUN_11	Shunting	111	O	I	U
SHUN_12	Shunting	111	O	I	U
SHUN_13	Shunting	111	O	I	U
SHUN_14	Shunting	111	O	I	U
SHUN_15	Shunting	111	O	I	U
SHUN_16	Shunting	111	O	I	U
SHUN_17	Shunting	111	O	I	U
SHUN_18	Shunting	111	O	I	U
SHUN_19	Shunting	111	O	I	U
SHUN_20	Shunting	111	O	I	U
SHUN_21	Shunting	111	O	I	U
SHUN_22	Shunting	111	O	I	U
SHUN_23	Shunting	111	O	I	U
SHUN_24	Shunting	111	O	I	U
SHUN_25	Shunting	111	O	I	U
SHUN_26	Shunting	111	O	I	U
SHUN_27	Shunting	111	O	I	U
SHUN_28	Shunting	111	O	I	U
SHUN_29	Shunting	111	O	I	U
SHUN_30	Shunting	111	O	I	U
SHUN_31	Shunting	111	O	I	U
SHUN_32	Shunting	111	O	I	U
SHUN_33	Shunting	111	O	I	U
SHUN_34	Shunting	111	O	I	U
SHUN_35	Shunting	111	O	I	U

Source ID	Source Description	Equivalent Impulsive Sound Level - Leq (dBAI)	source Location [1]	Sound Characteristics [2]	Noise Control Measures [3]
SHUN_36	Shunting	111	O	I	U
SHUN_37	Shunting	111	O	I	U
SHUN_38	Shunting	111	O	I	U
SHUN_39	Shunting	111	O	I	U
SHUN_40	Shunting	111	O	I	U

Notes: [1]. Source Location: • O: Located/installed outside of the building including the roof • I: Located/installed inside the building [2]. Sound Characteristics: • S: Steady • Q: Quasi steady impulsive • I: Impulsive • B: Buzzing • T: Tonal • C: Cyclic	[3]. Noise Control Measures • S: Silencer, acoustic louver, muffler • A: acoustic lining, plenum • B: Barrier, berm, screening • L: Lagging • E: Acoustic enclosure • O: Other • U: Uncontrolled

2.1.3 Predicted Sound Level

The noise analysis was completed using Cadna/A, a noise propagation software. The Cadna/A software includes the implementation of the Transportation Noise Model (TNM) roadway algorithms, as well as the Federal Transit Administration/Federal Railroad Administration (FTA/FRA) railway algorithms. The model is capable of incorporating various site specific features, such as elevation, berms, absorptive grounds, and barriers to accurately predict noise levels at specific receptors, pertaining to noise emissions from a particular noise source. The model accounts for reduction in sound level due to increased distance and geometrical spreading, air absorption, ground attenuation, and acoustical shielding by intervening structures and topography. The model is considered conservative as it represents atmospheric conditions that promote propagation of sound from source to receptor.

Railway Analysis

The railway noise impact assessment was completed using the U.S. FTA/FRA protocol, implemented through Cadna/A noise propagation software. Reference sound levels used in the FTA/FRA algorithm include: diesel-electric locomotives, commuter cars, freight cars, and horns. The inputs used for the FTA/FRA algorithm are outlined in **Section 2.1.2**, above.

Sensitive Receptor Locations

The predictive acoustic modelling was used to calculate potential noise impacts of rail sources over the Development area. A numerical scale of 1 to 4 was used to describe the level of impacts in different

setback distances from the rail sources, where level 4 is the highest impact and level 1 is the least. Level 1 is used to identify areas with predicted noise levels of less than 55 dBA; Level 2 for areas with noise levels between 55 dBA and 60 dBA; Level 3 for areas with noise levels between 60 dBA to 65 dBA; and level 4 for areas with noise levels greater than 65 dBA. Predicted sound level contours, and level 1 to level 4 areas are graphically shown in **Figures 2** and **Figure 3**, for daytime and night-time traffic volumes, respectively.

At the time of preparing this report, the layout of the proposed development was not finalized. As such, two representative noise receptors were assumed within each of the 'level areas' as described above (i.e., Level 1 to Level 4). One receptor was assumed to be a 10-storey building and the other a 3-storey townhouse building. In order to represent the worst case predicted noise level at building façade for each 'level area' the receptors were assumed to be located at the closest distance to the rail sources within each 'level area'. In addition to building façade, rail traffic noise impacts were assessed at OLAs. A receptor height of 1.5m was considered for the outdoor common areas and/or backyards, at 3 m from building façades, as per NPC-300.

Transportation Noise Impacts – Plane of Window

Table 9 summarizes the predicted building façade noise levels from railway noise sources at the representative sensitive receptors within the proposed development. The results indicate that due to the predicted exceedances at building facades, a detailed building component design analysis is required. Such analysis has been completed as part of this study and presented in sub-section 2.1.4, below.

Table 9: Railway Noise Prediction Summary Table – Building Façade

Impact Area	Receptor	Equivalent Sound Level- Leq[1,2] [dBA]				
		Railway Impacts with Whistle		Railway Impacts without Whistle [3]		L_{eq} 24hr Railway Impacts
		Daytime	Nighttime	Daytime	Nighttime	
Level 1	10-Storey residential building	59	52	53	46	57
	Townhouse	55	49	49	42	54
Level 2	10-Storey residential building	**61**	**56**	58	53	60
	Townhouse	**60**	54	51	44	59
Level 3	10-Storey residential building	**66**	**60**	60	55	**65**
	Townhouse	**63**	**58**	55	49	**62**
Level 4	10-Storey residential building	**70**	**64**	61	56	**69**
	Townhouse	**68**	**62**	59	54	**67**

Notes:
[1] L_{eq} represents maximum predicted impacts along the full exposure façade.
[2] Predicted noise levels that exceed the applicable limits are presented in **bold**.
[3] For determination of ventilation and warning clause requirements.

Transportation Noise Impacts – Outdoor Living Areas (OLA)

Table 10 summarizes the predicted unmitigated noise levels at the OLAs of the proposed development.

Table 10: Railway Noise Prediction Summary Table – OLA- Without Mitigation

Impact Area	Assessment Location	Daytime Equivalent Sound Level- L_{eq} (dBA) [1]
level 1	outdoor Common Area	44
level 2	outdoor Common Area	47.4
level 3	outdoor Common Area	49.5
level 4	outdoor Common Area	**59.3**

Notes: [1] L_{eq} represents maximum predicted impacts of rail (without whistle).

Predicted outdoor noise level in level 1 to level 3 areas are below the 55 dBA OLA limits specified in the Guide. The predicted outdoor noise levels in area level 4 exceeds the Guide criteria of 55 dBA. As such, installation of noise control measures OR Type A warning clause is warranted (see **Appendix A**). Noise control measures for outdoor living areas are further discussed in Section 2.1.4.

Impulsive Noise Impacts

The predicted impulsive sound levels at the plane-of-window of future representative receptors at the proposed development are presented in **Table 11.** The representative receptors were selected to reflect the worst case impulsive noise impact associated with rail shunting at the railyard to the south at the minimum setback distance of 300m from the property boundary of the railyard.

Table 11: Impulsive Noise Prediction Summary Table

Receptor	Daytime Equivalent Sound Level- L_{eq} (dBA) [1]		
	7:00 - 19:00	19:00 - 23:00	23:00 - 7:00
10-Storey residential building at 300m setback distance	44.9	44.9	44.9
Townhouse at 300m setback distance	44.7	44.7	44.7

The predicted impulsive noise levels indicate that the relevant daytime / evening and nighttime criteria (as per the Guide) is met at the proposed development site.

2.1.4 Noise Control Measures

Façade Construction Recommendations

Based on the predicted façade sound levels shown in **Table 9**, and the threshold criteria outlined in **Table 2**, a detailed building component design analysis is completed at multiple locations throughout the proposed development to ensure the indoor sound level criteria (as outlined in **Table 1**) is met.

Additionally, based on the predicted L_{eq} 24h rail impacts outlined in **Table 9**, and the non-glazing façade construction requirements outlined in **Table 3**, an acoustical equivalent of STC 54 (brick veneer or upgraded façade construction) is required for the buildings located in level 3 and level 4 noise areas, along the most exposed façade and side façades of proposed buildings.

Indoor sound levels, and the building component analysis, were determined using the National Research Council's (NRC) Building Practice Note 56 (BPN56). BPN56 is a method for selecting appropriate STC ratings for the façade and glazing components to mitigate noise and satisfy indoor sound level criteria.

As detailed floor plans, showing room dimensions and expected glazing, were not available at the time of this assessment, generic room dimensions and glazing percentages were assumed for the analysis. Assumptions included:

- High-rise building Living/Dining Areas – 70% glazing, and High-rise building Sleeping Quarters – 50% glazing, and;
- Townhouse Living/Dining Areas – 35% glazing, and Townhouse Sleeping Quarters – 25% glazing.

Building orientation and intervening buildings influence the noise impact at building façade. For example, for a building façade with direct line-of-sight to a noise sources (e.g., railway corridor), the predicted noise level can be between 2 and 10 dB higher than the facades with partial or no direct line-of-sight.

Intervening buildings can provide building shielding effect and hence reduce noise impact. In this assessment, the façades with direct line-of-sight to the rail was determined as the worst-case scenario in STC rating calculation. Also, building shielding effect was not incorporated in the analysis. Window STC rating requirements were determined using the combined rail transportation noise sources (i.e., locomotive, wheel, and whistle). STC calculations were completed for daytime and night-time periods, with the worst-case requirement put forward as recommendation.

Based on the building component analysis, upgraded glazing is recommended at the following locations:

- Area **Level 3**: 10-storey high-rise, façades with direct line-of-sight to the rail
  - Sleeping quarters: STC-31
  - Living/Dining Rooms: STC-30
- Area **Level 4**: 10-storey high-rise, façades with direct line-of-sight to the rail
  - Sleeping quarters: STC-34
  - Living/Dining Rooms: STC-33

The above mentioned STC ratings are conservatively calculated and represent the recommended minimum STC ratings for the windows. Windows should be carefully selected to ensure the entire assembly (frame and glazing) meets the specified minimum STC ratings. It is recommended that manufacturer tests and specifications be reviewed by an Acoustical Consultant upon selection. In case of notable changes to site layout and/or building configurations, building component analysis may need to be reviewed and updated accordingly. The BPN56 analysis is presented in **Appendix C**.

Locations throughout the proposed development that are not identified above, are not anticipated to require upgraded glazing to meet the indoor sound level requirements. Windows which meet the structural and energy saving requirements of the building code typically have an STC rating of STC-29 to STC-30.
Sensitive spaces located on corners of buildings, which have multiple façade exposure and potential contribution from multiple sources may require an STC increase of 3. As the design progresses, the façade and glazing requirements should by reviewed by an Acoustical Consultant to confirm or update the above recommended STC ratings.

Ventilation Requirements and Warning Clauses
Based on the predicted sound levels shown in **Table 9**, residential units in area level 3 and area level 4 require the installation of central air conditioning and inclusion of **Type C** warning clause (see **Appendix A**).

It is noted that CN/CP Rail requires that a warning clause regarding the potential for noise and vibration impacts be applied to all sensitive locations within the 300m setback from CN and CP railways.

All warning clauses should be included in agreements and Offers of Purchase and Sale, lease/rental agreements, and condominium declarations. The list of warning clause types are provided in **Appendix A**.

Outdoor Living Areas (OLAs)

As shown in **Table 10**, the predicted outdoor sound level at along the most exposed side of the building in area level 4 is predicted to be in exceedance of the 55 dBA criterion. As such, the following acoustic barrier is recommended to reduce the exposure of the outdoor living areas to railway noise.

- A 2.5m high berm with a 1.8m high noise barrier fence on top of the berm, located along the west side of the Development boundary with an extended east-west portion to the south of the property boundary as presented in **Figure 4**.

The predicted sound levels at the outdoor living areas with acoustic barrier mitigation are shown in **Table 12**. The acoustic barriers should have a minimum surface density of 20 kg/m^2. The barriers should be structurally sound, appropriately designed to withstand wind and snow load, and constructed without cracks or surface gaps. Any gaps under the barrier that are necessary for drainage purposes should be minimized and localized, so that the acoustical performance of the barrier is maintained.

Table 12: Railway Noise Prediction Summary Table – OLA- With Mitigation

Impact Area	Assessment Location	Daytime Equivalent Sound Level- L_{eq} (dBA) [1]
level 1	outdoor Common Area	44
level 2	outdoor Common Area	47.4
level 3	outdoor Common Area	46.6
level 4	outdoor Common Area	52.1

Notes: [1] L_{eq} represents maximum predicted impacts of rail (without whistle).

2.2 Railway Vibration Assessment

The proposed development is located approximately 42 m from the CP Emerson Subdivision mainline right-of-way. As the proposed development is located within the vibration influence area of 75m, as specified in the *Guidelines for New Development in Proximity to Railway Operations* (FCM/RAC, 2013), a vibration assessment for the proposed development is completed.

2.2.1 Vibration Criteria

Applicable guidelines for vibration impacts due to railway operations are those published in the *Guidelines for New Development in Proximity to Railway Operations* (FCM/RAC, 2013).

Overall vibration levels from railway activities are recommended not to exceed 0.14 mm/s RMS between 4 Hz and 200 Hz on and above the first floor of all dwellings. This criterion is based on the human

perception of ground-borne vibration, published in the International Standard ISO 2631-2. Vibration levels from railway operations meeting this criterion will generally not be perceptible by the occupants.

2.2.2 Vibration Measures

On October 26th to October 28th, 2020, Dillon conducted vibration measurements at the proposed development site. Vibration measurements were conducted at the approximate location of the nearest building foundation to the CP rail corridor. Measurements were completed for five train pass-bys, one travelling northbound and four travelling southbound. The vibration measurement location is presented in **Figure 5**.

The EMS Bruel & Kjaer AU-4450-B vibration analyzer, with an AU-8380 triaxle geophone was used for the field measurements. The instrument is capable of measuring between 4 Hz and 315 Hz ± 3 dB with an RMS averaging Time constant of 1 second. The unit was laboratory calibrated. The certificate of calibration is provided in **Appendix D.**

The measured ground-borne vibration levels from train activities along the CP Emerson Subdivision, at the nearest proposed residential setback, ranged from 0.01 to 0.31 mm/s RMS, depending on rail car/ train type. The ground-borne vibration levels peaked during locomotive pass-bys. The vibration measurement data is provided in **Appendix E**.

2.2.3 Rail Traffic Vibration Impacts

The maximum measured vertical ground-borne vibration level at 56m setback from CP rail was 0.31 mm/s RMS. This is well above the 0.14 mm/s RMS FCM/RAC criterion.

Based on the measured ground vibration levels, the vibration influence areas (with levels exceeding the 0.14 mm/s criterion) can extend beyond the 75m. As such, it is likely that vibration mitigation measures would be required for several areas within the proposed development. Vibration mitigation measures such as trenching to isolate source from receiver, and isolation pads/ isolators for building foundations may be required. Detailed assessment and optimization of vibration mitigation measures can be completed when the site layout has been finalized.

CP requires that a warning clause regarding the potential for noise and vibration impacts be applied to all residential locations within 300 metres of the their right-of-way. This applies to all locations of the proposed residential development that fall within 300m setback area of CP rail line. All warning clauses should be included in agreements of Purchase and Sale, lease/rental agreements, and condominium declarations. The list of applicable warning clause requirements for the proposed development are provided in **Appendix A**.

3.0 Conclusions

Dillon Consulting Limited (Dillon) was retained by 7319704 Manitoba Ltd. (Developer) to complete a Rail Traffic noise and vibration assessment for a proposed residential development at the former Canada Packers' Land in Winnipeg, Manitoba. The subject land borders the CP rail Emerson Subdivision to the west and CN rail Sprague subdivision to the north and northeast. CP operates the Paddington Railyard to the south of the proposed development site.

Rail Traffic Noise Assessment

The transportation noise assessment was prepared in accordance with *the Federation of Canadian Municipalities (FCM) and the Railway Association of Canada (RAC) guidelines for New Development in Proximity to Railway Operations* (*May 2013),* (the Guide).

As outlined in **Section 2.1.4**, the results of the Rail Traffic noise assessment confirm that the noise impacts on the proposed development can be controlled by:

- Utilizing brick veneer façades, or an acoustical equivalent of **STC-54**, for the non-glazing portion of the most exposed façades of the residential buildings in level 3 and level 4 noise area.
- Installation of upgraded glazing components on the most exposed façades of the high-rise buildings located in level 3 and level 4 noise area.
- A provision for the installation of central air conditioning, along with including a **Type C** warning clause for residential units of high-rise and townhouses proposed in area level 3 and area level 4.
- A provision of an acoustic barrier including a 2.5m high berm with a 1.8m noise barrier fence on top of the berm for outdoor living areas in level 4 noise areas.
- Inclusion of a CP/CN warning clause regarding the potential for noise and vibration impacts for all residential developments within 300m setback from railways.

Impulsive noise impact assessment was completed for the rail shunting activates at the Paddington Railyard to the south of the proposed development. The assessment was completed for representative receptors within the proposed development that are closest to the railyard (i.e., 300m from the property boundary of the Railyard). The results indicate that the impulsive noise impact at the proposed development is in compliance with the applicable daytime / nighttime criteria, as specified in the Guide.

Rail Traffic Vibration Assessment

The railway vibration assessment was prepared in accordance with the requirements of CP/CN, and the applicable guidelines outlined in the *Guidelines for New Development in Proximity to Railway Operations*, 2013, published by the Federation of Canadian Municipalities (FCM) and the Railway Association of Canada (RAC).

The ground vibration measurements indicated that the rail vibration impacts can exceed the 0.14 mm/s RMS criterion at areas beyond the 75m setback, and as such, vibration mitigation measures are needed to meet the applicable criterion. Furthermore, the inclusion of a CP warning clause regarding the potential for noise and vibration impacts should be applied to all residential locations within the 300m setback from rail line, as per the CP Rail requirements. All warning clauses should be included in agreements and offers of Purchase and Sale, lease/rental agreements and condominium declarations.

4.0 Closure

This Rail Traffic noise assessment has been prepared based on the information provided and/or approved by 7319704 Manitoba Ltd. This report is intended to provide a reasonable review of available information within an agreed work scope, schedule, and budget. This report was prepared by Dillon for the sole benefit of 7319704 Manitoba Ltd. The material in the report reflects Dillon's judgement in light of the information available to Dillon at the time of this report preparation. Any use which a third party makes of this report, or any reliance on or decisions made based on it, are the responsibilities of such third parties. Dillon accepts no responsibility for damages, if any, suffered by any third party as a result of decisions made or actions based on this report.

We trust that the report is to your satisfaction. Please do not hesitate to contact the undersigned if you have any further questions on this report.

Respectfully Submitted:

DILLON CONSULTING LIMITED

Ellie Alavi, M.Sc. EIT

PROVINCE OF MANITOBA
09/12/20
A.A
IRAVANI
Member
38224
REGISTERED PROFESSIONAL ENGINEER

Amir A. Iravani, Ph.D., P.Eng.
Associate

Figures

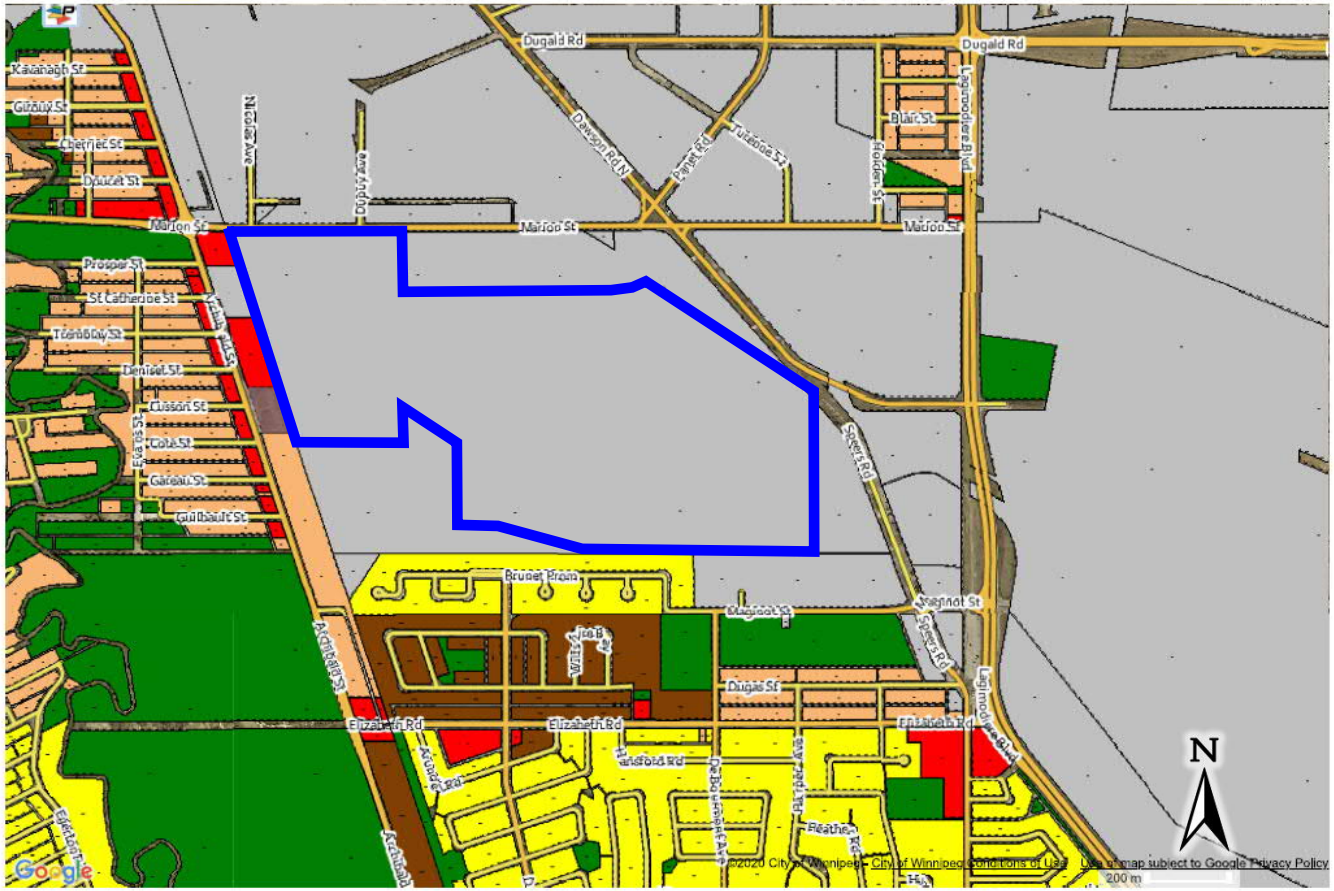

Zoning PR	Parks and Recreation
Zoning R1	Residential Single Family
Zoning R2	Residential Two-Family
Zoning RMF	Residential Multi-Family
Zoning M1 - M3 MMU	Manufacturing Light/General/Heavy/Mixed use
Zoning C1 - C4	Commercial Neighbourhood/Community/Corridor
	Property line

Figure 1

Project # 20-2062

November 15, 2020

Subject Site and Surrounding Area

Stockyard, Winnipeg, Manitoba

DILLON CONSULTING

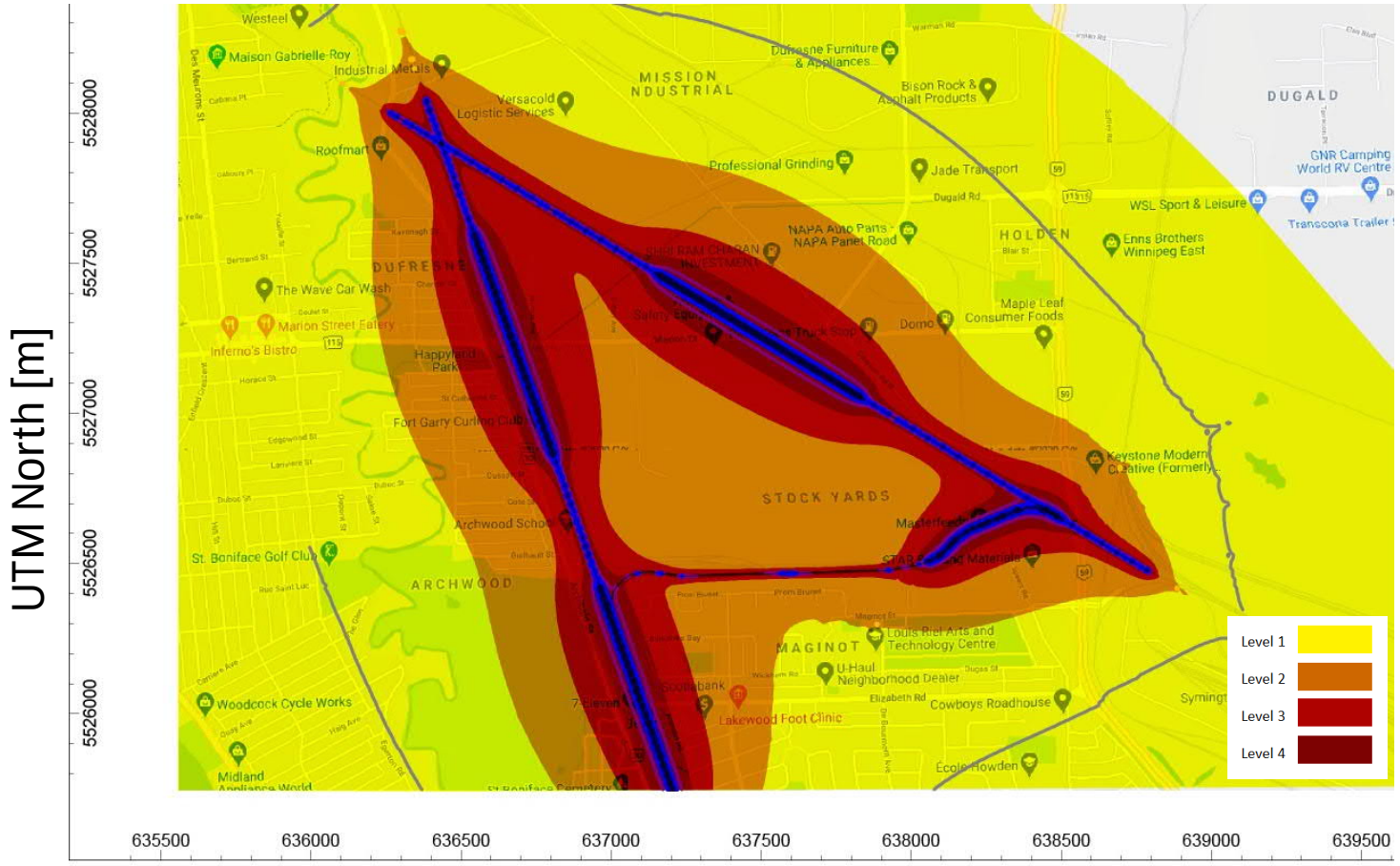

Figure 2

Project # 20-2062

November 15, 2020

Predicted Railway Noise Impacts Areas, Daytime

Stockyard, Winnipeg, Manitoba

DILLON CONSULTING

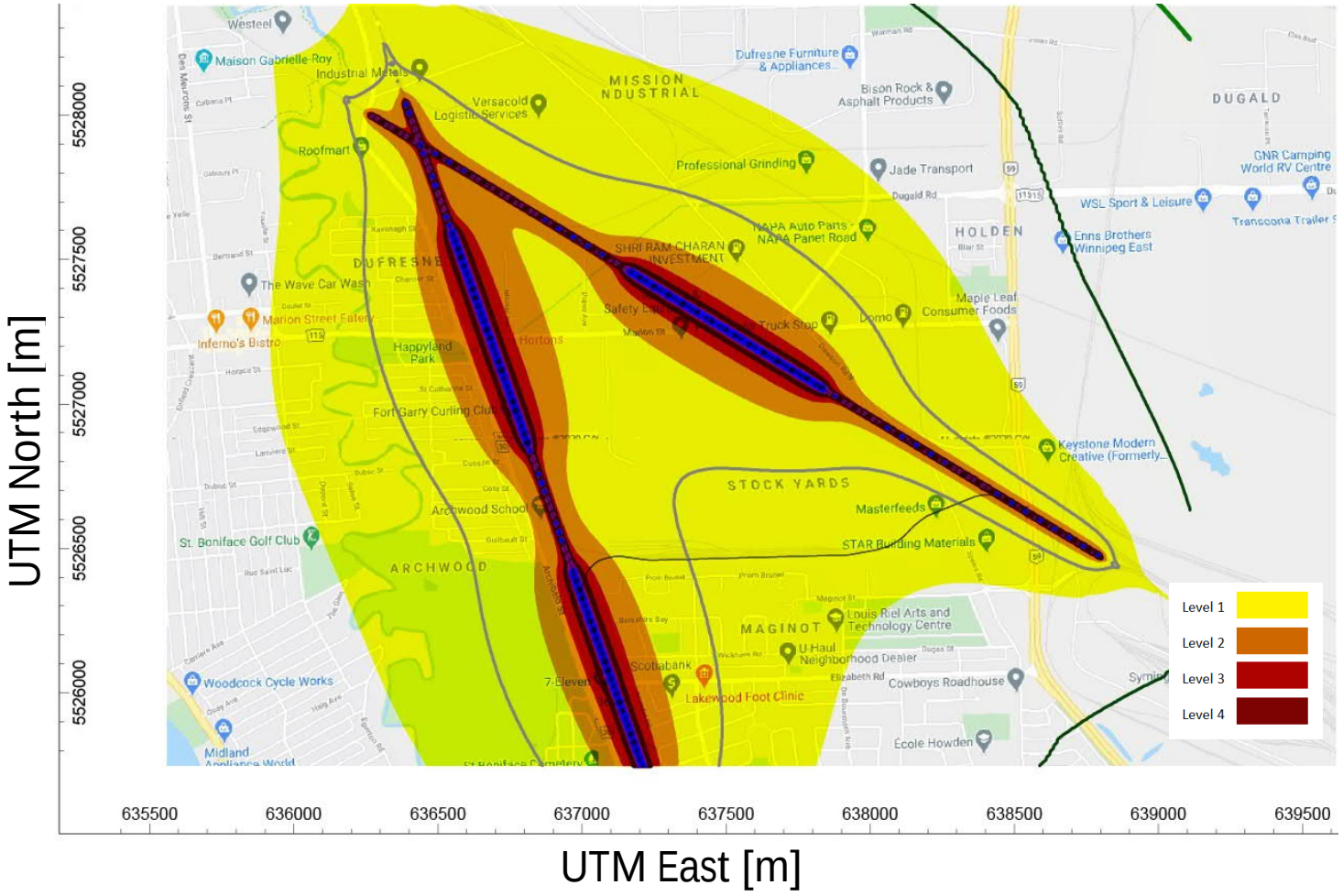

Figure 3	**Predicted Railway Noise Impacts Areas, Night-time** Stockyard, Winnipeg, Manitoba
Project # 20-2062	
November 15, 2020	

DILLON CONSULTING

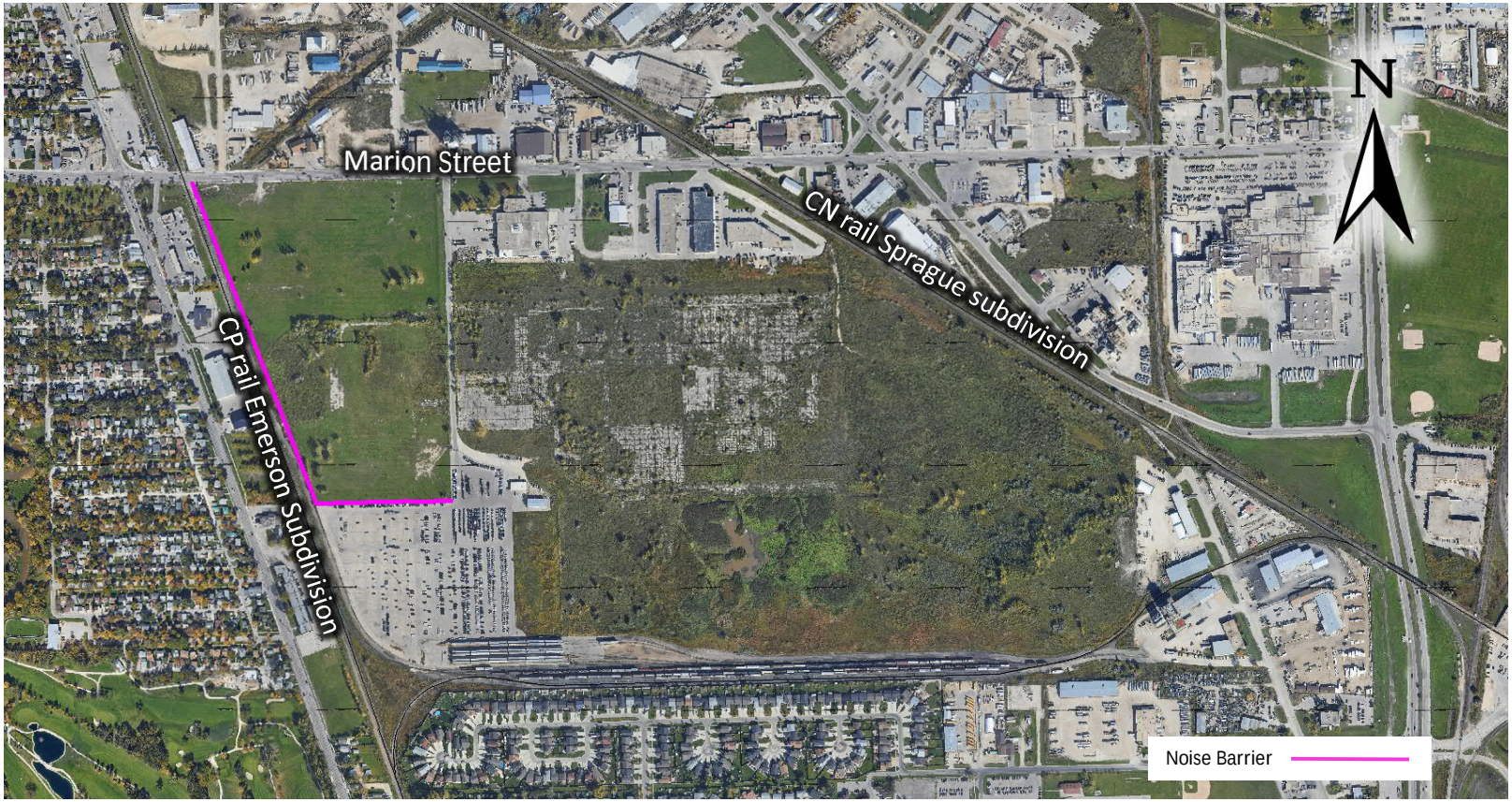

Figure 4

Project # 20-2062

November 15, 2020

Acoustic Barrier Locations

Stockyard, Winnipeg, Manitoba

DILLON CONSULTING



Figure 5

Project # 20-2062

November 15, 2020

Vibration Measurement Location

Stockyard, Winnipeg, Manitoba

DILLON CONSULTING

Appendix A

Warning Clause Requirements

Warning Clauses

All warning clauses should be included in agreements and Offers of Purchase and Sale, lease/rental agreements, and condominium declarations.

Transportation Noise Sources

MECP Type C: "This dwelling unit has been designed with the provision for adding central air conditioning at the occupant's discretion. Installation of central air conditioning by the occupant in low and medium density developments will allow windows and exterior doors to remain closed, thereby ensuring that the indoor sound levels are within the sound level limits of the Municipality and the Ministry of the Environment, Conservation and Parks."

MECP Type D: "This dwelling unit has been supplied with a central air conditioning system which will allow windows and exterior doors to remain closed, thereby ensuring that the indoor sound levels are within the sound level limits of the Municipality and the Ministry of the Environment, Conservation and Parks."

MECP Type A: "Purchasers/tenants are advised that sound levels due to increasing rail traffic may occasionally interfere with some activities of the dwelling occupants as the sound levels exceed the sound level limits of the Municipality and the Ministry of the Environment."

Transportation Noise and Vibration Sources

CN/CP: “Warning: Canadian National Railway Company or its assigns or successors in interest has or have a rights-of-way within 300 metres from the land the subject hereof. There may be alterations to or expansions of the railway facilities on such rights-of-way in the future including the possibility that the railway or its assigns or successors as aforesaid may expand its operations, which expansion may affect the living environment of the residents in the vicinity, notwithstanding the inclusion of any noise and vibration attenuating measures in the design of the development and individual dwelling(s). CN/CP will not be responsible for any complaints or claims arising from use of such facilities and/or operations on, over or under the aforesaid rights-of-way.”

Appendix B

Rail Traffic Data

2020

Rail name	Train type	No of trains	train length (ft)	speed (MPH)	# of cars	Loco #
CP	Freight	6	9000	25	120	2
CN	Freight	8	5000	20	67	2
Paddington yard	Freight	5	3000	10	40	2

75

2030

Rail name	Train type	No of trains	train length (ft)	speed (MPH)	speed (Km/h)	# of cars	Loco #	Day	Night
CP	Freight	8	9000	25	40	120	2	7	1
CN	Freight	10	5000	20	32	67	2	9	1
Paddington yard	Freight	6	3000	10	16	40	2	6	1

Growth 0.025 1.280085

Appendix C

BPN56 Façade Calculations

BPN-56

Receptor	Source	Time of Day	Location	Sound Levels				Façade and Room Inputs										Source Inputs			Component 1 - Veneer						Component 2 - Glazing						Required Glazing	
				Façade Level	Free Field Correction	Indoor Requirement	Required Reduction	Exposed Façade Height	Exposed Façade Length	Room Depth	Floor Area	Façade Area	Glazing as % of Façade Area	Glazing as % of Floor Area	Veneer as % of Floor Area	Room Absorption	Height of Receptor	Horizontal Distance to Source	Incident Sound Angle	Angle Correction	Source Spectrum	Assumed Veneer	Building Component	Spectrum Correction	Room Correction	% Total Transmitted Energy	Energy Correction	Building Component	Spectrum Correction	Room Correction	% Total Transmitted Energy	Energy Correction		
				(dBA)	(dBA)	(dBA)	(dBA)	(m)	(m)	(m)	(m^2)	(m^2)	(%)	(%)	(%)		(m)	(m)	(deg)			(STC)				(%)					(%)		(STC)	
10-Storey most exposed Façade be_1-1	Roadway	Daytime	Living/Dining	0	3	45	-42	3.00	6.00	3.00	18.00	18.00	70%	70%	30%	Intermediate	28.5	230	7.06	0	D	45	D	7	-4	5%	42	C	4	-1	95%	0	-38	
	Locomotive	Daytime	Living/Dining	52	3	40	15	3.00	6.00	3.00	18.00	18.00	70%	70%	30%	Intermediate	28.5	230	7.06	0	F	45	D	10	-4	5%	39	C	6	-1	95%	0	21	
	Wheel	Daytime	Living/Dining	48	3	40	11	3.00	6.00	3.00	18.00	18.00	70%	70%	30%	Intermediate	28.5	230	7.06	0	B	45	D	2	-4	5%	47	C	1	-1	95%	0	12	
	Horn	Daytime	Living/Dining	58	3	40	21	3.00	6.00	3.00	18.00	18.00	70%	70%	30%	Intermediate	28.5	230	7.06	0	B	45	D	2	-4	5%	47	C	1	-1	95%	0	22	
																																24	Living / Dining Areas
	Roadway	Night-time	Living/Dining	0	3	45	-42	3.00	6.00	3.00	18.00	18.00	70%	70%	30%	Intermediate	28.5	230	7.06	0	D	45	D	7	-4	5%	42	C	4	-1	95%	0	-38	
	Locomotive	Night-time	Living/Dining	44	3	40	7	3.00	6.00	3.00	18.00	18.00	70%	70%	30%	Intermediate	28.5	230	7.06	0	F	45	D	10	-4	5%	39	C	6	-1	95%	0	13	
	Wheel	Night-time	Living/Dining	42	3	40	5	3.00	6.00	3.00	18.00	18.00	70%	70%	30%	Intermediate	28.5	230	7.06	0	B	45	D	2	-4	5%	47	C	1	-1	95%	0	6	
	Horn	Night-time	Living/Dining	52	3	40	15	3.00	6.00	3.00	18.00	18.00	70%	70%	30%	Intermediate	28.5	230	7.06	0	B	45	D	2	-4	5%	47	C	1	-1	95%	0	16	
																																18	24
	Roadway	Daytime	Sleeping Quarters	0	3	45	-42	3.00	3.00	3.00	9.00	9.00	50%	50%	50%	Intermediate	28.5	230	7.06	0	D	45	D	7	-2	5%	40	C	4	-2	95%	0	-40	
	Locomotive	Daytime	Sleeping Quarters	52	3	40	15	3.00	3.00	3.00	9.00	9.00	50%	50%	50%	Intermediate	28.5	230	7.06	0	F	45	D	10	-2	5%	37	C	6	-2	95%	0	19	
	Wheel	Daytime	Sleeping Quarters	48	3	40	11	3.00	3.00	3.00	9.00	9.00	50%	50%	50%	Intermediate	28.5	230	7.06	0	B	45	D	2	-2	5%	45	C	1	-2	95%	0	10	
	Horn	Daytime	Sleeping Quarters	58	3	40	21	3.00	3.00	3.00	9.00	9.00	50%	50%	50%	Intermediate	28.5	230	7.06	0	B	45	D	2	-2	5%	45	C	1	-2	95%	0	20	
																																23	Sleeping Quarters
	Roadway	Night-time	Sleeping Quarters	0	3	40	-37	3.00	3.00	3.00	9.00	9.00	50%	50%	50%	Intermediate	28.5	230	7.06	0	D	45	D	7	-2	5%	40	C	4	-2	95%	0	-35	
	Locomotive	Night-time	Sleeping Quarters	44	3	35	12	3.00	3.00	3.00	9.00	9.00	50%	50%	50%	Intermediate	28.5	230	7.06	0	F	45	D	10	-2	5%	37	C	6	-2	95%	0	16	
	Wheel	Night-time	Sleeping Quarters	42	3	35	10	3.00	3.00	3.00	9.00	9.00	50%	50%	50%	Intermediate	28.5	230	7.06	0	B	45	D	2	-2	5%	45	C	1	-2	95%	0	9	
	Horn	Night-time	Sleeping Quarters	52	3	35	20	3.00	3.00	3.00	9.00	9.00	50%	50%	50%	Intermediate	28.5	230	7.06	0	B	45	D	2	-2	5%	45	C	1	-2	95%	0	19	
																																21	23
10-Storey side Façade	Roadway	Daytime	Living/Dining	0	3	45	-42	3.00	6.00	3.00	18.00	18.00	70%	70%	30%	Intermediate	28.5	230	7.06	0	D	45	D	7	-4	5%	42	C	4	-1	95%	0	-38	
	Locomotive	Daytime	Living/Dining	50	3	40	13	3.00	6.00	3.00	18.00	18.00	70%	70%	30%	Intermediate	28.5	230	7.06	0	F	45	D	10	-4	5%	39	C	6	-1	95%	0	19	
	Wheel	Daytime	Living/Dining	46	3	40	9	3.00	6.00	3.00	18.00	18.00	70%	70%	30%	Intermediate	28.5	230	7.06	0	B	45	D	2	-4	5%	47	C	1	-1	95%	0	10	
	Horn	Daytime	Living/Dining	55	3	40	18	3.00	6.00	3.00	18.00	18.00	70%	70%	30%	Intermediate	28.5	230	7.06	0	B	45	D	2	-4	5%	47	C	1	-1	95%	0	19	
																																22	Living / Dining Areas
	Roadway	Night-time	Living/Dining	0	3	45	-42	3.00	6.00	3.00	18.00	18.00	70%	70%	30%	Intermediate	28.5	230	7.06	0	D	45	D	7	-4	5%	42	C	4	-1	95%	0	-38	
	Locomotive	Night-time	Living/Dining	43	3	40	6	3.00	6.00	3.00	18.00	18.00	70%	70%	30%	Intermediate	28.5	230	7.06	0	F	45	D	10	-4	5%	39	C	6	-1	95%	0	12	
	Wheel	Night-time	Living/Dining	40	3	40	3	3.00	6.00	3.00	18.00	18.00	70%	70%	30%	Intermediate	28.5	230	7.06	0	B	45	D	2	-4	5%	47	C	1	-1	95%	0	4	
	Horn	Night-time	Living/Dining	49	3	40	12	3.00	6.00	3.00	18.00	18.00	70%	70%	30%	Intermediate	28.5	230	7.06	0	B	45	D	2	-4	5%	47	C	1	-1	95%	0	13	
																																15	22
	Roadway	Daytime	Sleeping Quarters	0	3	45	-42	3.00	3.00	3.00	9.00	9.00	50%	50%	50%	Intermediate	28.5	230	7.06	0	D	45	D	7	-2	5%	40	C	4	-2	95%	0	-40	
	Locomotive	Daytime	Sleeping Quarters	50	3	40	13	3.00	3.00	3.00	9.00	9.00	50%	50%	50%	Intermediate	28.5	230	7.06	0	F	45	D	10	-2	5%	37	C	6	-2	95%	0	17	
	Wheel	Daytime	Sleeping Quarters	46	3	40	9	3.00	3.00	3.00	9.00	9.00	50%	50%	50%	Intermediate	28.5	230	7.06	0	B	45	D	2	-2	5%	45	C	1	-2	95%	0	8	
	Horn	Daytime	Sleeping Quarters	55	3	40	18	3.00	3.00	3.00	9.00	9.00	50%	50%	50%	Intermediate	28.5	230	7.06	0	B	45	D	2	-2	5%	45	C	1	-2	95%	0	17	
																																20	Sleeping Quarters
	Roadway	Night-time	Sleeping Quarters	0	3	40	-37	3.00	3.00	3.00	9.00	9.00	50%	50%	50%	Intermediate	28.5	230	7.06	0	D	45	D	7	-2	5%	40	C	4	-2	95%	0	-35	
	Locomotive	Night-time	Sleeping Quarters	43	3	35	11	3.00	3.00	3.00	9.00	9.00	50%	50%	50%	Intermediate	28.5	230	7.06	0	F	45	D	10	-2	5%	37	C	6	-2	95%	0	15	
	Wheel	Night-time	Sleeping Quarters	40	3	35	8	3.00	3.00	3.00	9.00	9.00	50%	50%	50%	Intermediate	28.5	230	7.06	0	B	45	D	2	-2	5%	45	C	1	-2	95%	0	7	
	Horn	Night-time	Sleeping Quarters	49	3	35	17	3.00	3.00	3.00	9.00	9.00	50%	50%	50%	Intermediate	28.5	230	7.06	0	B	45	D	2	-2	5%	45	C	1	-2	95%	0	16	
																																19	20
10-Storey rear Façade	Roadway	Daytime	Living/Dining	0	3	45	-42	3.00	6.00	3.00	18.00	18.00	70%	70%	30%	Intermediate	28.5	230	7.06	0	D	45	D	7	-4	5%	42	C	4	-1	95%	0	-38	
	Locomotive	Daytime	Living/Dining	42	3	40	5	3.00	6.00	3.00	18.00	18.00	70%	70%	30%	Intermediate	28.5	230	7.06	0	F	45	D	10	-4	5%	39	C	6	-1	95%	0	11	
	Wheel	Daytime	Living/Dining	43	3	40	6	3.00	6.00	3.00	18.00	18.00	70%	70%	30%	Intermediate	28.5	230	7.06	0	B	45	D	2	-4	5%	47	C	1	-1	95%	0	7	
	Horn	Daytime	Living/Dining	56	3	40	19	3.00	6.00	3.00	18.00	18.00	70%	70%	30%	Intermediate	28.5	230	7.06	0	B	45	D	2	-4	5%	47	C	1	-1	95%	0	20	
																																20	Living / Dining Areas
	Roadway	Night-time	Living/Dining	0	3	45	-42	3.00	6.00	3.00	18.00	18.00	70%	70%	30%	Intermediate	28.5	230	7.06	0	D	45	D	7	-4	5%	42	C	4	-1	95%	0	-38	
	Locomotive	Night-time	Living/Dining	41	3	40	4	3.00	6.00	3.00	18.00	18.00	70%	70%	30%	Intermediate	28.5	230	7.06	0	F	45	D	10	-4	5%	39	C	6	-1	95%	0	10	
	Wheel	Night-time	Living/Dining	36	3	40	-1	3.00	6.00	3.00	18.00	18.00	70%	70%	30%	Intermediate	28.5	230	7.06	0	B	45	D	2	-4	5%	47	C	1	-1	95%	0	0	
	Horn	Night-time	Living/Dining	49	3	40	12	3.00	6.00	3.00	18.00	18.00	70%	70%	30%	Intermediate	28.5	230	7.06	0	B	45	D	2	-4	5%	47	C	1	-1	95%	0	13	
																																15	20
	Roadway	Daytime	Sleeping Quarters	0	3	45	-42	3.00	3.00	3.00	9.00	9.00	50%	50%	50%	Intermediate	28.5	230	7.06	0	D	45	D	7	-2	5%	40	C	4	-2	95%	0	-40	
	Locomotive	Daytime	Sleeping Quarters	42	3	40	5	3.00	3.00	3.00	9.00	9.00	50%	50%	50%	Intermediate	28.5	230	7.06	0	F	45	D	10	-2	5%	37	C	6	-2	95%	0	9	
	Wheel	Daytime	Sleeping Quarters	43	3	40	6	3.00	3.00	3.00	9.00	9.00	50%	50%	50%	Intermediate	28.5	230	7.06	0	B	45	D	2	-2	5%	45	C	1	-2	95%	0	5	
	Horn	Daytime	Sleeping Quarters	56	3	40	19	3.00	3.00	3.00	9.00	9.00	50%	50%	50%	Intermediate	28.5	230	7.06	0	B	45	D	2	-2	5%	45	C	1	-2	95%	0	18	
																																19	Sleeping Quarters
	Roadway	Night-time	Sleeping Quarters	0	3	40	-37	3.00	3.00	3.00	9.00	9.00	50%	50%	50%	Intermediate	28.5	230	7.06	0	D	45	D	7	-2	5%	40	C	4	-2	95%	0	-35	
	Locomotive	Night-time	Sleeping Quarters	41	3	35	9	3.00	3.00	3.00	9.00	9.00	50%	50%	50%	Intermediate	28.5	230	7.06	0	F	45	D	10	-2	5%	37	C	6	-2	95%	0	13	
	Wheel	Night-time	Sleeping Quarters	36	3	35	4	3.00	3.00	3.00	9.00	9.00	50%	50%	50%	Intermediate	28.5	230	7.06	0	B	45	D	2	-2	5%	45	C	1	-2	95%	0	3	
	Horn	Night-time	Sleeping Quarters	49	3	35	17	3.00	3.00	3.00	9.00	9.00	50%	50%	50%	Intermediate	28.5	230	7.06	0	B	45	D	2	-2	5%	45	C	1	-2	95%	0	16	
																																18	19
Townhouse most exposed façade be_1-2	Roadway	Daytime	Living/Dining	0	3	45	-42	3.00	6.00	3.00	18.00	18.00	35%	35%	65%	Intermediate	7.5	230	1.87	0	D	45	D	7	-1	5%	39	C	4	-4	95%	0	-41	
	Locomotive	Daytime	Living/Dining	48	3	40	11	3.00	6.00	3.00	18.00	18.00	35%	35%	65%	Intermediate	7.5	230	1.87	0	F	45	D	10	-1	5%	36	C	6	-4	95%	0	14	
	Wheel	Daytime	Living/Dining	44	3	40	7	3.00	6.00	3.00	18.00	18.00	35%	35%	65%	Intermediate	7.5	230	1.87	0	B	45	D	2	-1	5%	44	C	1	-4	95%	0	5	
	Horn	Daytime	Living/Dining	54	3	40	17	3.00	6.00	3.00	18.00	18.00	35%	35%	65%	Intermediate	7.5	230	1.87	0	B	45	D	2	-1	5%	44	C	1	-4	95%	0	15	
																																17	Living / Dining Areas
	Roadway	Night-time	Living/Dining	0	3	45	-42	3.00	6.00	3.00	18.00	18.00	35%	35%	65%	Intermediate	7.5	230	1.87	0	D	45	D	7	-1	5%	39	C	4	-4	95%	0	-41	
	Locomotive	Night-time	Living/Dining	44	3	40	7	3.00	6.00	3.00	18.00	18.00	35%	35%	65%	Intermediate	7.5	230	1.87	0	F	45	D	10	-1	5%	36	C	6	-4	95%	0	10	
	Wheel	Night-time	Living/Dining	38	3	40	1	3.00	6.00	3.00	18.00	18.00	35%	35%	65%	Intermediate	7.5	230	1.87	0	B	45	D	2	-1	5%	44	C	1	-4	95%	0	-1	
	Horn	Night-time	Living/Dining	38	3	40	1	3.00	6.00	3.00	18.00	18.00	35%	35%	65%	Intermediate	7.5	230	1.87	0	B	45	D	2	-1	5%	44	C	1	-4	95%	0	-1	
																																10	17
	Roadway	Daytime	Sleeping Quarters	0	3	45	-42	3.00	3.00	3.00	9.00	9.00	25%	25%	75%	Intermediate	7.5	230	1.87	0	D	45	D	7	0	5%	38	C	4	-5	95%	0	-43	
	Locomotive	Daytime	Sleeping Quarters	48	3	40	11	3.00	3.00	3.00	9.00	9.00	25%	25%	75%	Intermediate	7.5	230	1.87	0	F	45	D	10	0	5%	35	C	6	-5	95%	0	12	
	Wheel	Daytime	Sleeping Quarters	44	3	40	7	3.00	3.00	3.00	9.00	9.00	25%	25%	75%	Intermediate	7.5	230	1.87	0	B	45	D	2	0	5%	43	C	1	-5	95%	0	3	
	Horn	Daytime	Sleeping Quarters	54	3	40	17	3.00	3.00	3.00	9.00	9.00	25%	25%	75%	Intermediate	7.5	230	1.87	0	B	45	D	2	0	5%	43	C	1	-5	95%	0	13	
																																16	Sleeping Quarters
	Roadway	Night-time	Sleeping Quarters	0	3	40	-37	3.00	3.00	3.00	9.00	9.00	25%	25%	75%	Intermediate	7.5	230	1.87	0	D	45	D	7	0	5%	38	C	4	-5	95%	0	-38	
	Locomotive	Night-time	Sleeping Quarters	44	3	35	12	3.00	3.00	3.00	9.00	9.00	25%	25%	75%	Intermediate	7.5	230	1.87	0	F	45	D	10	0	5%	35	C	6	-5	95%	0	13	
	Wheel	Night-time	Sleeping Quarters	38	3	35	6	3.00	3.00	3.00	9.00	9.00	25%	25%	75%	Intermediate	7.5	230	1.87	0	B	45	D	2	0	5%	43	C	1	-5	95%	0	2	
	Horn	Night-time	Sleeping Quarters	38	3	35	6	3.00	3.00	3.00	9.00	9.00	25%	25%	75%	Intermediate	7.5	230	1.87	0	B	45	D	2	0	5%	43	C	1	-5	95%	0	2	
																																14	16
Townhouse side façade	Roadway	Daytime	Living/Dining	0	3	45	-42	3.00	6.00	3.00	18.00	18.00	35%	35%	65%	Intermediate	7.5	230	1.87	0	D	45	D	7	-1	5%	39	C	4	-4	95%	0	-41	
	Locomotive	Daytime	Living/Dining	47	3	40	10	3.00	6.00	3.00	18.00	18.00	35%	35%	65%	Intermediate	7.5	230	1.87	0	F	45	D	10	-1	5%	36	C	6	-4	95%	0	13	
	Wheel	Daytime	Living/Dining	42	3	40	5	3.00	6.00	3.00	18.00	18.00	35%	35%	65%	Intermediate	7.5	230	1.87	0	B	45	D	2	-1	5%	44	C	1	-4	95%	0	3	
	Horn	Daytime	Living/Dining	53	3	40	16	3.00	6.00	3.00	18.00	18.00	35%	35%	65%	Intermediate	7.5	230	1.87	0	B	45	D	2	-1	5%	44	C	1	-4	95%	0	14	
																																16	Living / Dining Areas
	Roadway	Night-time	Living/Dining	0	3	45	-42	3.00	6.00	3.00	18.00	18.00	35%	35%	65%	Intermediate	7.5	230	1.87	0	D	45	D	7	-1	5%	39	C	4	-4	95%	0	-41	
	Locomotive	Night-time	Living/Dining	42	3	40	5	3.00	6.00	3.00	18.00	18.00	35%	35%	65%	Intermediate	7.5	230	1.87	0	F	45	D	10	-1	5%	36	C	6	-4	95%	0	8	
	Wheel	Night-time	Living/Dining	36	3	40	-1	3.00	6.00	3.00	18.00	18.00	35%	35%	65%	Intermediate	7.5	230	1.87	0	B	45	D	2	-1	5%	44	C	1	-4	95%	0	-3	
	Horn	Night-time	Living/Dining	45	3	40	8	3.00	6.00	3.00	18.00	18.00	35%	35%	65%	Intermediate	7.5	230	1.87	0	B	45	D	2	-1	5%	44	C	1	-4	95%	0	6	
																																10	16
	Roadway	Daytime	Sleeping Quarters	0	3	45	-42	3.00	3.00	3.00	9.00	9.00	25%	25%	75%	Intermediate	7.5	230	1.87	0	D	45	D	7	0	5%	38	C	4	-5	95%	0	-43	
	Locomotive	Daytime	Sleeping Quarters	47	3	40	10	3.00	3.00	3.00	9.00	9.00	25%	25%	75%	Intermediate	7.5	230	1.87	0	F	45	D	10	0	5%	35	C	6	-5	95%	0	11	
	Wheel	Daytime	Sleeping Quarters	42	3	40	5	3.00	3.00	3.00	9.00	9.00	25%	25%	75%	Intermediate	7.5	230	1.87	0	B	45	D	2	0	5%	43	C	1	-5	95%	0	1	
	Horn	Daytime	Sleeping Quarters	53	3	40	16	3.00	3.00	3.00	9.00	9.00	25%	25%	75%	Intermediate	7.5	230	1.87	0	B	45	D	2	0	5%	43	C	1	-5	95%	0	12	
																																15	Sleeping Quarters
	Roadway	Night-time	Sleeping Quarters	0	3	40	-37	3.00	3.00	3.00	9.00	9.00	25%	25%	75%	Intermediate	7.5	230	1.87	0	D	45	D	7	0	5%	38	C	4	-5	95%	0	-38	
	Locomotive	Night-time	Sleeping Quarters	42	3	35	10	3.00	3.00	3.00	9.00	9.00	25%	25%	75%	Intermediate	7.5	230	1.87	0	F	45	D	10	0	5%	35	C	6	-5	95%	0	11	
	Wheel	Night-time	Sleeping Quarters	36	3	35	4	3.00	3.00	3.00	9.00	9.00	25%	25%	75%	Intermediate	7.5	230	1.87	0	B	45	D	2	0	5%	43	C	1	-5	95%	0	0	
	Horn	Night-time	Sleeping Quarters	45	3	35	13	3.00	3.00	3.00	9.00	9.00	25%	25%	75%	Intermediate	7.5	230	1.87	0	B	45	D	2	0	5%	43	C	1	-5	95%	0	9	
																																14	15
Townhouse rear façade	Roadway	Daytime	Living/Dining	0	3	45	-42	3.00	6.00	3.00	18.00	18.00	35%	35%	65%	Intermediate	7.5	230	1.87	0	D	45	D	7	-1	5%	39	C	4	-4	95%	0	-41	
	Locomotive	Daytime	Living/Dining	45	3	40	8	3.00	6.00	3.00	18.00	18.00	35%	35%	65%	Intermediate	7.5	230	1.87	0	F	45	D	10	-1	5%	36	C	6	-4	95%	0	11	
	Wheel	Daytime	Living/Dining	39	3	40	2	3.00	6.00	3.00	18.00	18.00	35%	35%	65%	Intermediate	7.5	230	1.87	0	B	45	D	2	-1	5%	44	C	1	-4	95%	0	0	
	Horn	Daytime	Living/Dining	52	3	40	15	3.00	6.00	3.00	18.00	18.00	35%	35%	65%	Intermediate	7.5	230	1.87	0	B	45	D	2	-1	5%	44	C	1	-4	95%	0	13	
																																15	Living / Dining Areas
	Roadway	Night-time	Living/Dining	0	3	45	-42	3.00	6.00	3.00	18.00	18.00	35%	35%	65%	Intermediate	7.5	230	1.87	0	D	45	D	7	-1	5%	39	C	4	-4	95%	0	-41	
	Locomotive	Night-time	Living/Dining	41	3	40	4	3.00	6.00	3.00	18.00	18.00	35%	35%	65%	Intermediate	7.5	230	1.87	0	F	45	D	10	-1	5%	36	C	6	-4	95%	0	7	
	Wheel	Night-time	Living/Dining	32	3	40	-5	3.00	6.00	3.00	18.00	18.00	35%	35%	65%	Intermediate	7.5	230	1.87	0	B	45	D	2	-1	5%	44	C	1	-4	95%	0	-7	
	Horn	Night-time	Living/Dining	45	3	40	8	3.00	6.00	3.00	18.00	18.00	35%	35%	65%	Intermediate	7.5	230	1.87	0	B	45	D	2	-1	5%	44	C	1	-4	95%	0	6	
																																9	15
	Roadway	Daytime	Sleeping Quarters	0	3	45	-42	3.00	3.00	3.00	9.00	9.00	25%	25%	75%	Intermediate	7.5	230	1.87	0	D	45	D	7	0	5%	38	C	4	-5	95%	0	-43	
	Locomotive	Daytime	Sleeping Quarters	45	3	40	8	3.00	3.00	3.00	9.00	9.00	25%	25%	75%	Intermediate	7.5	230	1.87	0	F	45	D	10	0	5%	35	C	6	-5	95%	0	9	
	Wheel	Daytime	Sleeping Quarters	39	3	40	2	3.00	3.00	3.00	9.00	9.00	25%	25%	75%	Intermediate	7.5	230	1.87	0	B	45	D	2	0	5%	43	C	1	-5	95%	0	-2	
	Horn	Daytime	Sleeping Quarters	52	3	40	15	3.00	3.00	3.00	9.00	9.00	25%	25%	75%	Intermediate	7.5	230	1.87	0	B	45	D	2	0	5%	43	C	1	-5	95%	0	11	
																																13	Sleeping Quarters
	Roadway	Night-time	Sleeping Quarters	0	3	40	-37	3.00	3.00	3.00	9.00	9.00	25%	25%	75%	Intermediate	7.5	230	1.87	0	D	45	D	7	0	5%	38	C	4	-5	95%	0	-38	
	Locomotive	Night-time	Sleeping Quarters	41	3	35	9	3.00	3.00	3.00	9.00	9.00	25%	25%	75%	Intermediate	7.5	230	1.87	0	F	45	D	10	0	5%	35	C	6	-5	95%	0	10	
	Wheel	Night-time	Sleeping

BPN-56

Receptor	Source	Time of Day	Location	Sound Levels				Façade and Room Inputs										Source Inputs			Component 1 - Veneer						Component 2 - Glazing						Required Glazing	
				Façade Level	Free Field Correction	Indoor Requirement	Required Reduction	Exposed Façade Height	Exposed Façade Length	Room Depth	Floor Area	Façade Area	Glazing as % of Façade Area	Glazing as % of Floor Area	Veneer as % of Floor Area	Room Absorption	Height of Receptor	Horizontal Distance to Source	Incident Sound Angle	Angle Correction	Source Spectrum	Assumed Veneer	Building Component	Spectrum Correction	Room Correction	% Total Transmitted Energy	Energy Correction	Building Component	Spectrum Correction	Room Correction	% Total Transmitted Energy	Energy Correction		
				(dBA)	(dBA)	(dBA)	(dBA)	(m)	(m)	(m)	(m^2)	(m^2)	(%)	(%)	(%)		(m)	(m)	(deg)			(STC)				(%)					(%)		(STC)	
10-Storey most exposed Façade - be_05	Roadway	Daytime	Living/Dining	0	3	45	-42	3.00	6.00	3.00	18.00	18.00	70%	70%	30%	Intermediate	28.5	105	15.19	0	D	45	D	7	-4	5%	42	C	4	-1	95%	0	-38	
	Locomotive	Daytime	Living/Dining	57	3	40	20	3.00	6.00	3.00	18.00	18.00	70%	70%	30%	Intermediate	28.5	105	15.19	0	F	45	D	10	-4	5%	39	C	6	-1	95%	0	26	
	Wheel	Daytime	Living/Dining	54	3	40	17	3.00	6.00	3.00	18.00	18.00	70%	70%	30%	Intermediate	28.5	105	15.19	0	B	45	D	2	-4	5%	47	C	1	-1	95%	0	18	
	Horn	Daytime	Living/Dining	59	3	40	22	3.00	6.00	3.00	18.00	18.00	70%	70%	30%	Intermediate	28.5	105	15.19	0	B	45	D	2	-4	5%	47	C	1	-1	95%	0	23	Living / Dining Areas
																																28	
	Roadway	Night-time	Living/Dining	0	3	45	-42	3.00	6.00	3.00	18.00	18.00	70%	70%	30%	Intermediate	28.5	105	15.19	0	D	45	D	7	-4	5%	42	C	4	-1	95%	0	-38	
	Locomotive	Night-time	Living/Dining	50	3	40	13	3.00	6.00	3.00	18.00	18.00	70%	70%	30%	Intermediate	28.5	105	15.19	0	F	45	D	10	-4	5%	39	C	6	-1	95%	0	19	
	Wheel	Night-time	Living/Dining	49	3	40	12	3.00	6.00	3.00	18.00	18.00	70%	70%	30%	Intermediate	28.5	105	15.19	0	B	45	D	2	-4	5%	47	C	1	-1	95%	0	13	
	Horn	Night-time	Living/Dining	53	3	40	16	3.00	6.00	3.00	18.00	18.00	70%	70%	30%	Intermediate	28.5	105	15.19	0	B	45	D	2	-4	5%	47	C	1	-1	95%	0	17	
																																21	28
	Roadway	Daytime	Sleeping Quarters	0	3	45	-42	3.00	3.00	3.00	9.00	9.00	50%	50%	50%	Intermediate	28.5	105	15.19	0	D	45	D	7	-2	5%	40	C	4	-2	95%	0	-40	
	Locomotive	Daytime	Sleeping Quarters	57	3	40	20	3.00	3.00	3.00	9.00	9.00	50%	50%	50%	Intermediate	28.5	105	15.19	0	F	45	D	10	-2	5%	37	C	6	-2	95%	0	24	
	Wheel	Daytime	Sleeping Quarters	54	3	40	17	3.00	3.00	3.00	9.00	9.00	50%	50%	50%	Intermediate	28.5	105	15.19	0	B	45	D	2	-2	5%	45	C	1	-2	95%	0	16	
	Horn	Daytime	Sleeping Quarters	59	3	40	22	3.00	3.00	3.00	9.00	9.00	50%	50%	50%	Intermediate	28.5	105	15.19	0	B	45	D	2	-2	5%	45	C	1	-2	95%	0	21	Sleeping Quarters
																																26	
	Roadway	Night-time	Sleeping Quarters	0	3	40	-37	3.00	3.00	3.00	9.00	9.00	50%	50%	50%	Intermediate	28.5	105	15.19	0	D	45	D	7	-2	5%	40	C	4	-2	95%	0	-35	
	Locomotive	Night-time	Sleeping Quarters	50	3	35	18	3.00	3.00	3.00	9.00	9.00	50%	50%	50%	Intermediate	28.5	105	15.19	0	F	45	D	10	-2	5%	37	C	6	-2	95%	0	22	
	Wheel	Night-time	Sleeping Quarters	49	3	35	17	3.00	3.00	3.00	9.00	9.00	50%	50%	50%	Intermediate	28.5	105	15.19	0	B	45	D	2	-2	5%	45	C	1	-2	95%	0	16	
	Horn	Night-time	Sleeping Quarters	53	3	35	21	3.00	3.00	3.00	9.00	9.00	50%	50%	50%	Intermediate	28.5	105	15.19	0	B	45	D	2	-2	5%	45	C	1	-2	95%	0	20	
																																25	26
10-Storey side Façade	Roadway	Daytime	Living/Dining	0	3	45	-42	3.00	6.00	3.00	18.00	18.00	70%	70%	30%	Intermediate	28.5	105	15.19	0	D	45	D	7	-4	5%	42	C	4	-1	95%	0	-38	
	Locomotive	Daytime	Living/Dining	51	3	40	14	3.00	6.00	3.00	18.00	18.00	70%	70%	30%	Intermediate	28.5	105	15.19	0	F	45	D	10	-4	5%	39	C	6	-1	95%	0	20	
	Wheel	Daytime	Living/Dining	47	3	40	10	3.00	6.00	3.00	18.00	18.00	70%	70%	30%	Intermediate	28.5	105	15.19	0	B	45	D	2	-4	5%	47	C	1	-1	95%	0	11	
	Horn	Daytime	Living/Dining	55	3	40	18	3.00	6.00	3.00	18.00	18.00	70%	70%	30%	Intermediate	28.5	105	15.19	0	B	45	D	2	-4	5%	47	C	1	-1	95%	0	19	Living / Dining Areas
																																22	
	Roadway	Night-time	Living/Dining	0	3	45	-42	3.00	6.00	3.00	18.00	18.00	70%	70%	30%	Intermediate	28.5	105	15.19	0	D	45	D	7	-4	5%	42	C	4	-1	95%	0	-38	
	Locomotive	Night-time	Living/Dining	45	3	40	8	3.00	6.00	3.00	18.00	18.00	70%	70%	30%	Intermediate	28.5	105	15.19	0	F	45	D	10	-4	5%	39	C	6	-1	95%	0	14	
	Wheel	Night-time	Living/Dining	42	3	40	5	3.00	6.00	3.00	18.00	18.00	70%	70%	30%	Intermediate	28.5	105	15.19	0	B	45	D	2	-4	5%	47	C	1	-1	95%	0	6	
	Horn	Night-time	Living/Dining	49	3	40	12	3.00	6.00	3.00	18.00	18.00	70%	70%	30%	Intermediate	28.5	105	15.19	0	B	45	D	2	-4	5%	47	C	1	-1	95%	0	13	
																																17	22
	Roadway	Daytime	Sleeping Quarters	0	3	45	-42	3.00	3.00	3.00	9.00	9.00	50%	50%	50%	Intermediate	28.5	105	15.19	0	D	45	D	7	-2	5%	40	C	4	-2	95%	0	-40	
	Locomotive	Daytime	Sleeping Quarters	51	3	40	14	3.00	3.00	3.00	9.00	9.00	50%	50%	50%	Intermediate	28.5	105	15.19	0	F	45	D	10	-2	5%	37	C	6	-2	95%	0	18	
	Wheel	Daytime	Sleeping Quarters	47	3	40	10	3.00	3.00	3.00	9.00	9.00	50%	50%	50%	Intermediate	28.5	105	15.19	0	B	45	D	2	-2	5%	45	C	1	-2	95%	0	9	
	Horn	Daytime	Sleeping Quarters	55	3	40	18	3.00	3.00	3.00	9.00	9.00	50%	50%	50%	Intermediate	28.5	105	15.19	0	B	45	D	2	-2	5%	45	C	1	-2	95%	0	17	Sleeping Quarters
																																21	
	Roadway	Night-time	Sleeping Quarters	0	3	40	-37	3.00	3.00	3.00	9.00	9.00	50%	50%	50%	Intermediate	28.5	105	15.19	0	D	45	D	7	-2	5%	40	C	4	-2	95%	0	-35	
	Locomotive	Night-time	Sleeping Quarters	45	3	35	13	3.00	3.00	3.00	9.00	9.00	50%	50%	50%	Intermediate	28.5	105	15.19	0	F	45	D	10	-2	5%	37	C	6	-2	95%	0	17	
	Wheel	Night-time	Sleeping Quarters	42	3	35	10	3.00	3.00	3.00	9.00	9.00	50%	50%	50%	Intermediate	28.5	105	15.19	0	B	45	D	2	-2	5%	45	C	1	-2	95%	0	9	
	Horn	Night-time	Sleeping Quarters	49	3	35	17	3.00	3.00	3.00	9.00	9.00	50%	50%	50%	Intermediate	28.5	105	15.19	0	B	45	D	2	-2	5%	45	C	1	-2	95%	0	16	
																																20	21
10-Storey rear Façade	Roadway	Daytime	Living/Dining	0	3	45	-42	3.00	6.00	3.00	18.00	18.00	70%	70%	30%	Intermediate	28.5	105	15.19	0	D	45	D	7	-4	5%	42	C	4	-1	95%	0	-38	
	Locomotive	Daytime	Living/Dining	46	3	40	9	3.00	6.00	3.00	18.00	18.00	70%	70%	30%	Intermediate	28.5	105	15.19	0	F	45	D	10	-4	5%	39	C	6	-1	95%	0	15	
	Wheel	Daytime	Living/Dining	43	3	40	6	3.00	6.00	3.00	18.00	18.00	70%	70%	30%	Intermediate	28.5	105	15.19	0	B	45	D	2	-4	5%	47	C	1	-1	95%	0	7	
	Horn	Daytime	Living/Dining	57	3	40	20	3.00	6.00	3.00	18.00	18.00	70%	70%	30%	Intermediate	28.5	105	15.19	0	B	45	D	2	-4	5%	47	C	1	-1	95%	0	21	Living / Dining Areas
																																22	
	Roadway	Night-time	Living/Dining	0	3	45	-42	3.00	6.00	3.00	18.00	18.00	70%	70%	30%	Intermediate	28.5	105	15.19	0	D	45	D	7	-4	5%	42	C	4	-1	95%	0	-38	
	Locomotive	Night-time	Living/Dining	41	3	40	4	3.00	6.00	3.00	18.00	18.00	70%	70%	30%	Intermediate	28.5	105	15.19	0	F	45	D	10	-4	5%	39	C	6	-1	95%	0	10	
	Wheel	Night-time	Living/Dining	38	3	40	1	3.00	6.00	3.00	18.00	18.00	70%	70%	30%	Intermediate	28.5	105	15.19	0	B	45	D	2	-4	5%	47	C	1	-1	95%	0	2	
	Horn	Night-time	Living/Dining	50	3	40	13	3.00	6.00	3.00	18.00	18.00	70%	70%	30%	Intermediate	28.5	105	15.19	0	B	45	D	2	-4	5%	47	C	1	-1	95%	0	14	
																																15	22
	Roadway	Daytime	Sleeping Quarters	0	3	45	-42	3.00	3.00	3.00	9.00	9.00	50%	50%	50%	Intermediate	28.5	105	15.19	0	D	45	D	7	-2	5%	40	C	4	-2	95%	0	-40	
	Locomotive	Daytime	Sleeping Quarters	46	3	40	9	3.00	3.00	3.00	9.00	9.00	50%	50%	50%	Intermediate	28.5	105	15.19	0	F	45	D	10	-2	5%	37	C	6	-2	95%	0	13	
	Wheel	Daytime	Sleeping Quarters	43	3	40	6	3.00	3.00	3.00	9.00	9.00	50%	50%	50%	Intermediate	28.5	105	15.19	0	B	45	D	2	-2	5%	45	C	1	-2	95%	0	5	
	Horn	Daytime	Sleeping Quarters	57	3	40	20	3.00	3.00	3.00	9.00	9.00	50%	50%	50%	Intermediate	28.5	105	15.19	0	B	45	D	2	-2	5%	45	C	1	-2	95%	0	19	Sleeping Quarters
																																20	
	Roadway	Night-time	Sleeping Quarters	0	3	40	-37	3.00	3.00	3.00	9.00	9.00	50%	50%	50%	Intermediate	28.5	105	15.19	0	D	45	D	7	-2	5%	40	C	4	-2	95%	0	-35	
	Locomotive	Night-time	Sleeping Quarters	41	3	35	9	3.00	3.00	3.00	9.00	9.00	50%	50%	50%	Intermediate	28.5	105	15.19	0	F	45	D	10	-2	5%	37	C	6	-2	95%	0	13	
	Wheel	Night-time	Sleeping Quarters	38	3	35	6	3.00	3.00	3.00	9.00	9.00	50%	50%	50%	Intermediate	28.5	105	15.19	0	B	45	D	2	-2	5%	45	C	1	-2	95%	0	5	
	Horn	Night-time	Sleeping Quarters	50	3	35	18	3.00	3.00	3.00	9.00	9.00	50%	50%	50%	Intermediate	28.5	105	15.19	0	B	45	D	2	-2	5%	45	C	1	-2	95%	0	17	
																																19	20
Townhouse most exposed façade be_2-2	Roadway	Daytime	Living/Dining	0	3	45	-42	3.00	6.00	3.00	18.00	18.00	35%	35%	65%	Intermediate	7.5	105	4.09	0	D	54	D	7	-1	5%	48	C	4	-4	95%	0	-41	
	Locomotive	Daytime	Living/Dining	50	3	40	13	3.00	6.00	3.00	18.00	18.00	35%	35%	65%	Intermediate	7.5	105	4.09	0	F	54	D	10	-1	5%	45	C	6	-4	95%	0	16	
	Wheel	Daytime	Living/Dining	45	3	40	8	3.00	6.00	3.00	18.00	18.00	35%	35%	65%	Intermediate	7.5	105	4.09	0	B	54	D	2	-1	5%	53	C	1	-4	95%	0	6	
	Horn	Daytime	Living/Dining	60	3	40	23	3.00	6.00	3.00	18.00	18.00	35%	35%	65%	Intermediate	7.5	105	4.09	0	B	54	D	2	-1	5%	53	C	1	-4	95%	0	21	Living / Dining Areas
																																22	
	Roadway	Night-time	Living/Dining	0	3	45	-42	3.00	6.00	3.00	18.00	18.00	35%	35%	65%	Intermediate	7.5	105	4.09	0	D	54	D	7	-1	5%	48	C	4	-4	95%	0	-41	
	Locomotive	Night-time	Living/Dining	44	3	40	7	3.00	6.00	3.00	18.00	18.00	35%	35%	65%	Intermediate	7.5	105	4.09	0	F	54	D	10	-1	5%	45	C	6	-4	95%	0	10	
	Wheel	Night-time	Living/Dining	38	3	40	1	3.00	6.00	3.00	18.00	18.00	35%	35%	65%	Intermediate	7.5	105	4.09	0	B	54	D	2	-1	5%	53	C	1	-4	95%	0	-1	
	Horn	Night-time	Living/Dining	53	3	40	16	3.00	6.00	3.00	18.00	18.00	35%	35%	65%	Intermediate	7.5	105	4.09	0	B	54	D	2	-1	5%	53	C	1	-4	95%	0	14	
																																15	22
	Roadway	Daytime	Sleeping Quarters	0	3	45	-42	3.00	3.00	3.00	9.00	9.00	25%	25%	75%	Intermediate	7.5	105	4.09	0	D	54	D	7	0	5%	47	C	4	-5	95%	0	-43	
	Locomotive	Daytime	Sleeping Quarters	50	3	40	13	3.00	3.00	3.00	9.00	9.00	25%	25%	75%	Intermediate	7.5	105	4.09	0	F	54	D	10	0	5%	44	C	6	-5	95%	0	14	
	Wheel	Daytime	Sleeping Quarters	45	3	40	8	3.00	3.00	3.00	9.00	9.00	25%	25%	75%	Intermediate	7.5	105	4.09	0	B	54	D	2	0	5%	52	C	1	-5	95%	0	4	
	Horn	Daytime	Sleeping Quarters	60	3	40	23	3.00	3.00	3.00	9.00	9.00	25%	25%	75%	Intermediate	7.5	105	4.09	0	B	54	D	2	0	5%	52	C	1	-5	95%	0	19	Sleeping Quarters
																																20	
	Roadway	Night-time	Sleeping Quarters	0	3	40	-37	3.00	3.00	3.00	9.00	9.00	25%	25%	75%	Intermediate	7.5	105	4.09	0	D	54	D	7	0	5%	47	C	4	-5	95%	0	-38	
	Locomotive	Night-time	Sleeping Quarters	44	3	35	12	3.00	3.00	3.00	9.00	9.00	25%	25%	75%	Intermediate	7.5	105	4.09	0	F	54	D	10	0	5%	44	C	6	-5	95%	0	13	
	Wheel	Night-time	Sleeping Quarters	38	3	35	6	3.00	3.00	3.00	9.00	9.00	25%	25%	75%	Intermediate	7.5	105	4.09	0	B	54	D	2	0	5%	52	C	1	-5	95%	0	2	
	Horn	Night-time	Sleeping Quarters	53	3	35	21	3.00	3.00	3.00	9.00	9.00	25%	25%	75%	Intermediate	7.5	105	4.09	0	B	54	D	2	0	5%	52	C	1	-5	95%	0	17	
																																19	20
Townhouse side façade	Roadway	Daytime	Living/Dining	0	3	45	-42	3.00	6.00	3.00	18.00	18.00	35%	35%	65%	Intermediate	7.5	105	4.09	0	D	45	D	7	-1	5%	39	C	4	-4	95%	0	-41	
	Locomotive	Daytime	Living/Dining	47	3	40	10	3.00	6.00	3.00	18.00	18.00	35%	35%	65%	Intermediate	7.5	105	4.09	0	F	45	D	10	-1	5%	36	C	6	-4	95%	0	13	
	Wheel	Daytime	Living/Dining	43	3	40	6	3.00	6.00	3.00	18.00	18.00	35%	35%	65%	Intermediate	7.5	105	4.09	0	B	45	D	2	-1	5%	44	C	1	-4	95%	0	4	
	Horn	Daytime	Living/Dining	57	3	40	20	3.00	6.00	3.00	18.00	18.00	35%	35%	65%	Intermediate	7.5	105	4.09	0	B	45	D	2	-1	5%	44	C	1	-4	95%	0	18	Living / Dining Areas
																																19	
	Roadway	Night-time	Living/Dining	0	3	45	-42	3.00	6.00	3.00	18.00	18.00	35%	35%	65%	Intermediate	7.5	105	4.09	0	D	45	D	7	-1	5%	39	C	4	-4	95%	0	-41	
	Locomotive	Night-time	Living/Dining	41	3	40	4	3.00	6.00	3.00	18.00	18.00	35%	35%	65%	Intermediate	7.5	105	4.09	0	F	45	D	10	-1	5%	36	C	6	-4	95%	0	7	
	Wheel	Night-time	Living/Dining	36	3	40	-1	3.00	6.00	3.00	18.00	18.00	35%	35%	65%	Intermediate	7.5	105	4.09	0	B	45	D	2	-1	5%	44	C	1	-4	95%	0	-3	
	Horn	Night-time	Living/Dining	50	3	40	13	3.00	6.00	3.00	18.00	18.00	35%	35%	65%	Intermediate	7.5	105	4.09	0	B	45	D	2	-1	5%	44	C	1	-4	95%	0	11	
																																12	19
	Roadway	Daytime	Sleeping Quarters	0	3	45	-42	3.00	3.00	3.00	9.00	9.00	25%	25%	75%	Intermediate	7.5	105	4.09	0	D	45	D	7	0	5%	38	C	4	-5	95%	0	-43	
	Locomotive	Daytime	Sleeping Quarters	47	3	40	10	3.00	3.00	3.00	9.00	9.00	25%	25%	75%	Intermediate	7.5	105	4.09	0	F	45	D	10	0	5%	35	C	6	-5	95%	0	11	
	Wheel	Daytime	Sleeping Quarters	43	3	40	6	3.00	3.00	3.00	9.00	9.00	25%	25%	75%	Intermediate	7.5	105	4.09	0	B	45	D	2	0	5%	43	C	1	-5	95%	0	2	
	Horn	Daytime	Sleeping Quarters	57	3	40	20	3.00	3.00	3.00	9.00	9.00	25%	25%	75%	Intermediate	7.5	105	4.09	0	B	45	D	2	0	5%	43	C	1	-5	95%	0	16	Sleeping Quarters
																																17	
	Roadway	Night-time	Sleeping Quarters	0	3	40	-37	3.00	3.00	3.00	9.00	9.00	25%	25%	75%	Intermediate	7.5	105	4.09	0	D	45	D	7	0	5%	38	C	4	-5	95%	0	-38	
	Locomotive	Night-time	Sleeping Quarters	41	3	35	9	3.00	3.00	3.00	9.00	9.00	25%	25%	75%	Intermediate	7.5	105	4.09	0	F	45	D	10	0	5%	35	C	6	-5	95%	0	10	
	Wheel	Night-time	Sleeping Quarters	36	3	35	4	3.00	3.00	3.00	9.00	9.00	25%	25%	75%	Intermediate	7.5	105	4.09	0	B	45	D	2	0	5%	43	C	1	-5	95%	0	0	
	Horn	Night-time	Sleeping Quarters	50	3	35	18	3.00	3.00	3.00	9.00	9.00	25%	25%	75%	Intermediate	7.5	105	4.09	0	B	45	D	2	0	5%	43	C	1	-5	95%	0	14	
																																16	17
Townhouse rear façade	Roadway	Daytime	Living/Dining	0	3	45	-42	3.00	6.00	3.00	18.00	18.00	35%	35%	65%	Intermediate	7.5	105	4.09	0	D	45	D	7	-1	5%	39	C	4	-4	95%	0	-41	
	Locomotive	Daytime	Living/Dining	43	3	40	6	3.00	6.00	3.00	18.00	18.00	35%	35%	65%	Intermediate	7.5	105	4.09	0	F	45	D	10	-1	5%	36	C	6	-4	95%	0	9	
	Wheel	Daytime	Living/Dining	40	3	40	3	3.00	6.00	3.00	18.00	18.00	35%	35%	65%	Intermediate	7.5	105	4.09	0	B	45	D	2	-1	5%	44	C	1	-4	95%	0	1	
	Horn	Daytime	Living/Dining	51	3	40	14	3.00	6.00	3.00	18.00	18.00	35%	35%	65%	Intermediate	7.5	105	4.09	0	B	45	D	2	-1	5%	44	C	1	-4	95%	0	12	Living / Dining Areas
																																14	
	Roadway	Night-time	Living/Dining	0	3	45	-42	3.00	6.00	3.00	18.00	18.00	35%	35%	65%	Intermediate	7.5	105	4.09	0	D	45	D	7	-1	5%	39	C	4	-4	95%	0	-41	
	Locomotive	Night-time	Living/Dining	37	3	40	0	3.00	6.00	3.00	18.00	18.00	35%	35%	65%	Intermediate	7.5	105	4.09	0	F	45	D	10	-1	5%	36	C	6	-4	95%	0	3	
	Wheel	Night-time	Living/Dining	34	3	40	-3	3.00	6.00	3.00	18.00	18.00	35%	35%	65%	Intermediate	7.5	105	4.09	0	B	45	D	2	-1	5%	44	C	1	-4	95%	0	-5	
	Horn	Night-time	Living/Dining	45	3	40	8	3.00	6.00	3.00	18.00	18.00	35%	35%	65%	Intermediate	7.5	105	4.09	0	B	45	D	2	-1	5%	44	C	1	-4	95%	0	6	
																																8	14
	Roadway	Daytime	Sleeping Quarters	0	3	45	-42	3.00	3.00	3.00	9.00	9.00	25%	25%	75%	Intermediate	7.5	105	4.09	0	D	45	D	7	0	5%	38	C	4	-5	95%	0	-43	
	Locomotive	Daytime	Sleeping Quarters	43	3	40	6	3.00	3.00	3.00	9.00	9.00	25%	25%	75%	Intermediate	7.5	105	4.09	0	F	45	D	10	0	5%	35	C	6	-5	95%	0	7	
	Wheel	Daytime	Sleeping Quarters	40	3	40	3	3.00	3.00	3.00	9.00	9.00	25%	25%	75%	Intermediate	7.5	105	4.09	0	B	45	D	2	0	5%	43	C	1	-5	95%	0	-1	
	Horn	Daytime	Sleeping Quarters	51	3	40	14	3.00	3.00	3.00	9.00	9.00	25%	25%	75%	Intermediate	7.5	105	4.09	0	B	45	D	2	0	5%	43	C	1	-5	95%	0	10	Sleeping Quarters
																																12	
	Roadway	Night-time	Sleeping Quarters	0	3	40	-37	3.00	3.00	3.00	9.00	9.00	25%	25%	75%	Intermediate	7.5	105	4.09	0	D	45	D	7	0	5%	38	C	4	-5	95%	0	-38	
	Locomotive	Night-time	Sleeping Quarters	37	3	35	5	3.00	3.00	3.00	9.00	9.00	25%	25%	75%	Intermediate	7.5	105	4.09	0	F	45	D	10	0	5%	35	C	6	-5	95%	0	6	
	Wheel	Night-time	Sleeping Qu

BPN-56

Receptor	Source	Time of Day	Location	Sound Levels				Façade and Room Inputs										Source Inputs			Component 1 - Veneer						Component 2 - Glazing						Required Glazing	
				Façade Level (dBA)	Free Field Correction (dBA)	Indoor Requirement (dBA)	Required Reduction (dBA)	Exposed Façade Height (m)	Exposed Façade Length (m)	Room Depth (m)	Floor Area (m^2)	Façade Area (m^2)	Glazing as % of Façade Area (%)	Glazing as % of Floor Area (%)	Veneer as % of Floor Area (%)	Room Absorption	Height of Receptor (m)	Horizontal Distance to Source (m)	Incident Sound Angle (deg)	Angle Correction	Source Spectrum	Assumed Veneer (STC)	Building Component	Spectrum Correction	Room Correction	% Total Transmitted Energy (%)	Energy Correction	Building Component	Spectrum Correction	Room Correction	% Total Transmitted Energy (%)	Energy Correction	(STC)	
10-Storey most exposed Façade be_03	Roadway	Daytime	Living/Dining	0	3	45	-42	3.00	6.00	3.00	18.00	18.00	70%	70%	30%	Intermediate	28.5	67	23.04	0	D	54	D	7	-4	5%	51	C	4	-1	95%	0	-38	
	Locomotive	Daytime	Living/Dining	59	3	40	22	3.00	6.00	3.00	18.00	18.00	70%	70%	30%	Intermediate	28.5	67	23.04	0	F	54	D	10	-4	5%	48	C	6	-1	95%	0	28	
	Wheel	Daytime	Living/Dining	56	3	40	19	3.00	6.00	3.00	18.00	18.00	70%	70%	30%	Intermediate	28.5	67	23.04	0	B	54	D	2	-4	5%	56	C	1	-1	95%	0	20	
	Horn	Daytime	Living/Dining	65	3	40	28	3.00	6.00	3.00	18.00	18.00	70%	70%	30%	Intermediate	28.5	67	23.04	0	B	54	D	2	-4	5%	56	C	1	-1	95%	0	29	Living / Dining Areas
																																31	
	Roadway	Night-time	Living/Dining	0	3	45	-42	3.00	6.00	3.00	18.00	18.00	70%	70%	30%	Intermediate	28.5	67	23.04	0	D	54	D	7	-4	5%	51	C	4	-1	95%	0	-38	
	Locomotive	Night-time	Living/Dining	53	3	40	16	3.00	6.00	3.00	18.00	18.00	70%	70%	30%	Intermediate	28.5	67	23.04	0	F	54	D	10	-4	5%	48	C	6	-1	95%	0	22	
	Wheel	Night-time	Living/Dining	51	3	40	14	3.00	6.00	3.00	18.00	18.00	70%	70%	30%	Intermediate	28.5	67	23.04	0	B	54	D	2	-4	5%	56	C	1	-1	95%	0	15	
	Horn	Night-time	Living/Dining	60	3	40	23	3.00	6.00	3.00	18.00	18.00	70%	70%	30%	Intermediate	28.5	67	23.04	0	B	54	D	2	-4	5%	56	C	1	-1	95%	0	24	
																																26	31
	Roadway	Daytime	Sleeping Quarters	0	3	45	-42	3.00	3.00	3.00	9.00	9.00	50%	50%	50%	Intermediate	28.5	67	23.04	0	D	54	D	7	-2	5%	49	C	4	-2	95%	0	-40	
	Locomotive	Daytime	Sleeping Quarters	59	3	40	22	3.00	3.00	3.00	9.00	9.00	50%	50%	50%	Intermediate	28.5	67	23.04	0	F	54	D	10	-2	5%	46	C	6	-2	95%	0	26	
	Wheel	Daytime	Sleeping Quarters	56	3	40	19	3.00	3.00	3.00	9.00	9.00	50%	50%	50%	Intermediate	28.5	67	23.04	0	B	54	D	2	-2	5%	54	C	1	-2	95%	0	18	
	Horn	Daytime	Sleeping Quarters	65	3	40	28	3.00	3.00	3.00	9.00	9.00	50%	50%	50%	Intermediate	28.5	67	23.04	0	B	54	D	2	-2	5%	54	C	1	-2	95%	0	27	Sleeping Quarters
																																30	
	Roadway	Night-time	Sleeping Quarters	0	3	40	-37	3.00	3.00	3.00	9.00	9.00	50%	50%	50%	Intermediate	28.5	67	23.04	0	D	54	D	7	-2	5%	49	C	4	-2	95%	0	-35	
	Locomotive	Night-time	Sleeping Quarters	53	3	35	21	3.00	3.00	3.00	9.00	9.00	50%	50%	50%	Intermediate	28.5	67	23.04	0	F	54	D	10	-2	5%	46	C	6	-2	95%	0	25	
	Wheel	Night-time	Sleeping Quarters	51	3	35	19	3.00	3.00	3.00	9.00	9.00	50%	50%	50%	Intermediate	28.5	67	23.04	0	B	54	D	2	-2	5%	54	C	1	-2	95%	0	18	
	Horn	Night-time	Sleeping Quarters	60	3	35	28	3.00	3.00	3.00	9.00	9.00	50%	50%	50%	Intermediate	28.5	67	23.04	0	B	54	D	2	-2	5%	54	C	1	-2	95%	0	27	
																																30	30
10-Storey side Façade be_03	Roadway	Daytime	Living/Dining	0	3	45	-42	3.00	6.00	3.00	18.00	18.00	70%	70%	30%	Intermediate	28.5	67	23.04	0	D	54	D	7	-4	5%	51	C	4	-1	95%	0	-38	
	Locomotive	Daytime	Living/Dining	55	3	40	18	3.00	6.00	3.00	18.00	18.00	70%	70%	30%	Intermediate	28.5	67	23.04	0	F	54	D	10	-4	5%	48	C	6	-1	95%	0	24	
	Wheel	Daytime	Living/Dining	50	3	40	13	3.00	6.00	3.00	18.00	18.00	70%	70%	30%	Intermediate	28.5	67	23.04	0	B	54	D	2	-4	5%	56	C	1	-1	95%	0	14	
	Horn	Daytime	Living/Dining	62	3	40	25	3.00	6.00	3.00	18.00	18.00	70%	70%	30%	Intermediate	28.5	67	23.04	0	B	54	D	2	-4	5%	56	C	1	-1	95%	0	26	Living / Dining Areas
																																28	
	Roadway	Night-time	Living/Dining	0	3	45	-42	3.00	6.00	3.00	18.00	18.00	70%	70%	30%	Intermediate	28.5	67	23.04	0	D	54	D	7	-4	5%	51	C	4	-1	95%	0	-38	
	Locomotive	Night-time	Living/Dining	47	3	40	10	3.00	6.00	3.00	18.00	18.00	70%	70%	30%	Intermediate	28.5	67	23.04	0	F	54	D	10	-4	5%	48	C	6	-1	95%	0	16	
	Wheel	Night-time	Living/Dining	45	3	40	8	3.00	6.00	3.00	18.00	18.00	70%	70%	30%	Intermediate	28.5	67	23.04	0	B	54	D	2	-4	5%	56	C	1	-1	95%	0	9	
	Horn	Night-time	Living/Dining	56	3	40	19	3.00	6.00	3.00	18.00	18.00	70%	70%	30%	Intermediate	28.5	67	23.04	0	B	54	D	2	-4	5%	56	C	1	-1	95%	0	20	
																																21	28
	Roadway	Daytime	Sleeping Quarters	0	3	45	-42	3.00	3.00	3.00	9.00	9.00	50%	50%	50%	Intermediate	28.5	67	23.04	0	D	54	D	7	-2	5%	49	C	4	-2	95%	0	-40	
	Locomotive	Daytime	Sleeping Quarters	55	3	40	18	3.00	3.00	3.00	9.00	9.00	50%	50%	50%	Intermediate	28.5	67	23.04	0	F	54	D	10	-2	5%	46	C	6	-2	95%	0	22	
	Wheel	Daytime	Sleeping Quarters	50	3	40	13	3.00	3.00	3.00	9.00	9.00	50%	50%	50%	Intermediate	28.5	67	23.04	0	B	54	D	2	-2	5%	54	C	1	-2	95%	0	12	
	Horn	Daytime	Sleeping Quarters	62	3	40	25	3.00	3.00	3.00	9.00	9.00	50%	50%	50%	Intermediate	28.5	67	23.04	0	B	54	D	2	-2	5%	54	C	1	-2	95%	0	24	Sleeping Quarters
																																26	
	Roadway	Night-time	Sleeping Quarters	0	3	40	-37	3.00	3.00	3.00	9.00	9.00	50%	50%	50%	Intermediate	28.5	67	23.04	0	D	54	D	7	-2	5%	49	C	4	-2	95%	0	-35	
	Locomotive	Night-time	Sleeping Quarters	47	3	35	15	3.00	3.00	3.00	9.00	9.00	50%	50%	50%	Intermediate	28.5	67	23.04	0	F	54	D	10	-2	5%	46	C	6	-2	95%	0	19	
	Wheel	Night-time	Sleeping Quarters	45	3	35	13	3.00	3.00	3.00	9.00	9.00	50%	50%	50%	Intermediate	28.5	67	23.04	0	B	54	D	2	-2	5%	54	C	1	-2	95%	0	12	
	Horn	Night-time	Sleeping Quarters	56	3	35	24	3.00	3.00	3.00	9.00	9.00	50%	50%	50%	Intermediate	28.5	67	23.04	0	B	54	D	2	-2	5%	54	C	1	-2	95%	0	23	
																																25	26
10-Storey rear Façade	Roadway	Daytime	Living/Dining	0	3	45	-42	3.00	6.00	3.00	18.00	18.00	70%	70%	30%	Intermediate	28.5	67	23.04	0	D	45	D	7	-4	5%	42	C	4	-1	95%	0	-38	
	Locomotive	Daytime	Living/Dining	48	3	40	11	3.00	6.00	3.00	18.00	18.00	70%	70%	30%	Intermediate	28.5	67	23.04	0	F	45	D	10	-4	5%	39	C	6	-1	95%	0	17	
	Wheel	Daytime	Living/Dining	45	3	40	8	3.00	6.00	3.00	18.00	18.00	70%	70%	30%	Intermediate	28.5	67	23.04	0	B	45	D	2	-4	5%	47	C	1	-1	95%	0	9	
	Horn	Daytime	Living/Dining	55	3	40	18	3.00	6.00	3.00	18.00	18.00	70%	70%	30%	Intermediate	28.5	67	23.04	0	B	45	D	2	-4	5%	47	C	1	-1	95%	0	19	Living / Dining Areas
																																21	
	Roadway	Night-time	Living/Dining	0	3	45	-42	3.00	6.00	3.00	18.00	18.00	70%	70%	30%	Intermediate	28.5	67	23.04	0	D	45	D	7	-4	5%	42	C	4	-1	95%	0	-38	
	Locomotive	Night-time	Living/Dining	42	3	40	5	3.00	6.00	3.00	18.00	18.00	70%	70%	30%	Intermediate	28.5	67	23.04	0	F	45	D	10	-4	5%	39	C	6	-1	95%	0	11	
	Wheel	Night-time	Living/Dining	40	3	40	3	3.00	6.00	3.00	18.00	18.00	70%	70%	30%	Intermediate	28.5	67	23.04	0	B	45	D	2	-4	5%	47	C	1	-1	95%	0	4	
	Horn	Night-time	Living/Dining	50	3	40	13	3.00	6.00	3.00	18.00	18.00	70%	70%	30%	Intermediate	28.5	67	23.04	0	B	45	D	2	-4	5%	47	C	1	-1	95%	0	14	
																																16	21
	Roadway	Daytime	Sleeping Quarters	0	3	45	-42	3.00	3.00	3.00	9.00	9.00	50%	50%	50%	Intermediate	28.5	67	23.04	0	D	45	D	7	-2	5%	40	C	4	-2	95%	0	-40	
	Locomotive	Daytime	Sleeping Quarters	48	3	40	11	3.00	3.00	3.00	9.00	9.00	50%	50%	50%	Intermediate	28.5	67	23.04	0	F	45	D	10	-2	5%	37	C	6	-2	95%	0	15	
	Wheel	Daytime	Sleeping Quarters	45	3	40	8	3.00	3.00	3.00	9.00	9.00	50%	50%	50%	Intermediate	28.5	67	23.04	0	B	45	D	2	-2	5%	45	C	1	-2	95%	0	7	
	Horn	Daytime	Sleeping Quarters	55	3	40	18	3.00	3.00	3.00	9.00	9.00	50%	50%	50%	Intermediate	28.5	67	23.04	0	B	45	D	2	-2	5%	45	C	1	-2	95%	0	17	Sleeping Quarters
																																20	
	Roadway	Night-time	Sleeping Quarters	0	3	40	-37	3.00	3.00	3.00	9.00	9.00	50%	50%	50%	Intermediate	28.5	67	23.04	0	D	45	D	7	-2	5%	40	C	4	-2	95%	0	-35	
	Locomotive	Night-time	Sleeping Quarters	42	3	35	10	3.00	3.00	3.00	9.00	9.00	50%	50%	50%	Intermediate	28.5	67	23.04	0	F	45	D	10	-2	5%	37	C	6	-2	95%	0	14	
	Wheel	Night-time	Sleeping Quarters	40	3	35	8	3.00	3.00	3.00	9.00	9.00	50%	50%	50%	Intermediate	28.5	67	23.04	0	B	45	D	2	-2	5%	45	C	1	-2	95%	0	7	
	Horn	Night-time	Sleeping Quarters	50	3	35	18	3.00	3.00	3.00	9.00	9.00	50%	50%	50%	Intermediate	28.5	67	23.04	0	B	45	D	2	-2	5%	45	C	1	-2	95%	0	17	
																																19	20
Townhouse most exposed façade be_3-2	Roadway	Daytime	Living/Dining	0	3	45	-42	3.00	6.00	3.00	18.00	18.00	35%	35%	65%	Intermediate	7.5	67	6.39	0	D	54	D	7	-1	5%	48	C	4	-4	95%	0	-41	
	Locomotive	Daytime	Living/Dining	53	3	40	16	3.00	6.00	3.00	18.00	18.00	35%	35%	65%	Intermediate	7.5	67	6.39	0	F	54	D	10	-1	5%	45	C	6	-4	95%	0	19	
	Wheel	Daytime	Living/Dining	51	3	40	14	3.00	6.00	3.00	18.00	18.00	35%	35%	65%	Intermediate	7.5	67	6.39	0	B	54	D	2	-1	5%	53	C	1	-4	95%	0	12	
	Horn	Daytime	Living/Dining	63	3	40	26	3.00	6.00	3.00	18.00	18.00	35%	35%	65%	Intermediate	7.5	67	6.39	0	B	54	D	2	-1	5%	53	C	1	-4	95%	0	24	Living / Dining Areas
																																25	
	Roadway	Night-time	Living/Dining	0	3	45	-42	3.00	6.00	3.00	18.00	18.00	35%	35%	65%	Intermediate	7.5	67	6.39	0	D	54	D	7	-1	5%	48	C	4	-4	95%	0	-41	
	Locomotive	Night-time	Living/Dining	47	3	40	10	3.00	6.00	3.00	18.00	18.00	35%	35%	65%	Intermediate	7.5	67	6.39	0	F	54	D	10	-1	5%	45	C	6	-4	95%	0	13	
	Wheel	Night-time	Living/Dining	45	3	40	8	3.00	6.00	3.00	18.00	18.00	35%	35%	65%	Intermediate	7.5	67	6.39	0	B	54	D	2	-1	5%	53	C	1	-4	95%	0	6	
	Horn	Night-time	Living/Dining	57	3	40	20	3.00	6.00	3.00	18.00	18.00	35%	35%	65%	Intermediate	7.5	67	6.39	0	B	54	D	2	-1	5%	53	C	1	-4	95%	0	18	
																																19	25
	Roadway	Daytime	Sleeping Quarters	0	3	45	-42	3.00	3.00	3.00	9.00	9.00	25%	25%	75%	Intermediate	7.5	67	6.39	0	D	54	D	7	0	5%	47	C	4	-5	95%	0	-43	
	Locomotive	Daytime	Sleeping Quarters	53	3	40	16	3.00	3.00	3.00	9.00	9.00	25%	25%	75%	Intermediate	7.5	67	6.39	0	F	54	D	10	0	5%	44	C	6	-5	95%	0	17	
	Wheel	Daytime	Sleeping Quarters	51	3	40	14	3.00	3.00	3.00	9.00	9.00	25%	25%	75%	Intermediate	7.5	67	6.39	0	B	54	D	2	0	5%	52	C	1	-5	95%	0	10	
	Horn	Daytime	Sleeping Quarters	63	3	40	26	3.00	3.00	3.00	9.00	9.00	25%	25%	75%	Intermediate	7.5	67	6.39	0	B	54	D	2	0	5%	52	C	1	-5	95%	0	22	Sleeping Quarters
																																24	
	Roadway	Night-time	Sleeping Quarters	0	3	40	-37	3.00	3.00	3.00	9.00	9.00	25%	25%	75%	Intermediate	7.5	67	6.39	0	D	54	D	7	0	5%	47	C	4	-5	95%	0	-38	
	Locomotive	Night-time	Sleeping Quarters	47	3	35	15	3.00	3.00	3.00	9.00	9.00	25%	25%	75%	Intermediate	7.5	67	6.39	0	F	54	D	10	0	5%	44	C	6	-5	95%	0	16	
	Wheel	Night-time	Sleeping Quarters	45	3	35	13	3.00	3.00	3.00	9.00	9.00	25%	25%	75%	Intermediate	7.5	67	6.39	0	B	54	D	2	0	5%	52	C	1	-5	95%	0	9	
	Horn	Night-time	Sleeping Quarters	57	3	35	25	3.00	3.00	3.00	9.00	9.00	25%	25%	75%	Intermediate	7.5	67	6.39	0	B	54	D	2	0	5%	52	C	1	-5	95%	0	21	
																																23	24
Townhouse side façade	Roadway	Daytime	Living/Dining	0	3	45	-42	3.00	6.00	3.00	18.00	18.00	35%	35%	65%	Intermediate	7.5	67	6.39	0	D	54	D	7	-1	5%	48	C	4	-4	95%	0	-41	
	Locomotive	Daytime	Living/Dining	50	3	40	13	3.00	6.00	3.00	18.00	18.00	35%	35%	65%	Intermediate	7.5	67	6.39	0	F	54	D	10	-1	5%	45	C	6	-4	95%	0	16	
	Wheel	Daytime	Living/Dining	48	3	40	11	3.00	6.00	3.00	18.00	18.00	35%	35%	65%	Intermediate	7.5	67	6.39	0	B	54	D	2	-1	5%	53	C	1	-4	95%	0	9	
	Horn	Daytime	Living/Dining	60	3	40	23	3.00	6.00	3.00	18.00	18.00	35%	35%	65%	Intermediate	7.5	67	6.39	0	B	54	D	2	-1	5%	53	C	1	-4	95%	0	21	Living / Dining Areas
																																22	
	Roadway	Night-time	Living/Dining	0	3	45	-42	3.00	6.00	3.00	18.00	18.00	35%	35%	65%	Intermediate	7.5	67	6.39	0	D	54	D	7	-1	5%	48	C	4	-4	95%	0	-41	
	Locomotive	Night-time	Living/Dining	44	3	40	7	3.00	6.00	3.00	18.00	18.00	35%	35%	65%	Intermediate	7.5	67	6.39	0	F	54	D	10	-1	5%	45	C	6	-4	95%	0	10	
	Wheel	Night-time	Living/Dining	42	3	40	5	3.00	6.00	3.00	18.00	18.00	35%	35%	65%	Intermediate	7.5	67	6.39	0	B	54	D	2	-1	5%	53	C	1	-4	95%	0	3	
	Horn	Night-time	Living/Dining	54	3	40	17	3.00	6.00	3.00	18.00	18.00	35%	35%	65%	Intermediate	7.5	67	6.39	0	B	54	D	2	-1	5%	53	C	1	-4	95%	0	15	
																																16	22
	Roadway	Daytime	Sleeping Quarters	0	3	45	-42	3.00	3.00	3.00	9.00	9.00	25%	25%	75%	Intermediate	7.5	67	6.39	0	D	54	D	7	0	5%	47	C	4	-5	95%	0	-43	
	Locomotive	Daytime	Sleeping Quarters	50	3	40	13	3.00	3.00	3.00	9.00	9.00	25%	25%	75%	Intermediate	7.5	67	6.39	0	F	54	D	10	0	5%	44	C	6	-5	95%	0	14	
	Wheel	Daytime	Sleeping Quarters	48	3	40	11	3.00	3.00	3.00	9.00	9.00	25%	25%	75%	Intermediate	7.5	67	6.39	0	B	54	D	2	0	5%	52	C	1	-5	95%	0	7	
	Horn	Daytime	Sleeping Quarters	60	3	40	23	3.00	3.00	3.00	9.00	9.00	25%	25%	75%	Intermediate	7.5	67	6.39	0	B	54	D	2	0	5%	52	C	1	-5	95%	0	19	Sleeping Quarters
																																21	
	Roadway	Night-time	Sleeping Quarters	0	3	40	-37	3.00	3.00	3.00	9.00	9.00	25%	25%	75%	Intermediate	7.5	67	6.39	0	D	54	D	7	0	5%	47	C	4	-5	95%	0	-38	
	Locomotive	Night-time	Sleeping Quarters	44	3	35	12	3.00	3.00	3.00	9.00	9.00	25%	25%	75%	Intermediate	7.5	67	6.39	0	F	54	D	10	0	5%	44	C	6	-5	95%	0	13	
	Wheel	Night-time	Sleeping Quarters	42	3	35	10	3.00	3.00	3.00	9.00	9.00	25%	25%	75%	Intermediate	7.5	67	6.39	0	B	54	D	2	0	5%	52	C	1	-5	95%	0	6	
	Horn	Night-time	Sleeping Quarters	54	3	35	22	3.00	3.00	3.00	9.00	9.00	25%	25%	75%	Intermediate	7.5	67	6.39	0	B	54	D	2	0	5%	52	C	1	-5	95%	0	18	
																																20	21
Townhouse rear façade	Roadway	Daytime	Living/Dining	0	3	45	-42	3.00	6.00	3.00	18.00	18.00	35%	35%	65%	Intermediate	7.5	67	6.39	0	D	45	D	7	-1	5%	39	C	4	-4	95%	0	-41	
	Locomotive	Daytime	Living/Dining	46	3	40	9	3.00	6.00	3.00	18.00	18.00	35%	35%	65%	Intermediate	7.5	67	6.39	0	F	45	D	10	-1	5%	36	C	6	-4	95%	0	12	
	Wheel	Daytime	Living/Dining	42	3	40	5	3.00	6.00	3.00	18.00	18.00	35%	35%	65%	Intermediate	7.5	67	6.39	0	B	45	D	2	-1	5%	44	C	1	-4	95%	0	3	
	Horn	Daytime	Living/Dining	54	3	40	17	3.00	6.00	3.00	18.00	18.00	35%	35%	65%	Intermediate	7.5	67	6.39	0	B	45	D	2	-1	5%	44	C	1	-4	95%	0	15	Living / Dining Areas
																																17	
	Roadway	Night-time	Living/Dining	0	3	45	-42	3.00	6.00	3.00	18.00	18.00	35%	35%	65%	Intermediate	7.5	67	6.39	0	D	45	D	7	-1	5%	39	C	4	-4	95%	0	-41	
	Locomotive	Night-time	Living/Dining	40	3	40	3	3.00	6.00	3.00	18.00	18.00	35%	35%	65%	Intermediate	7.5	67	6.39	0	F	45	D	10	-1	5%	36	C	6	-4	95%	0	6	
	Wheel	Night-time	Living/Dining	36	3	40	-1	3.00	6.00	3.00	18.00	18.00	35%	35%	65%	Intermediate	7.5	67	6.39	0	B	45	D	2	-1	5%	44	C	1	-4	95%	0	-3	
	Horn	Night-time	Living/Dining	48	3	40	11	3.00	6.00	3.00	18.00	18.00	35%	35%	65%	Intermediate	7.5	67	6.39	0	B	45	D	2	-1	5%	44	C	1	-4	95%	0	9	
																																11	17
	Roadway	Daytime	Sleeping Quarters	0	3	45	-42	3.00	3.00	3.00	9.00	9.00	25%	25%	75%	Intermediate	7.5	67	6.39	0	D	45	D	7	0	5%	38	C	4	-5	95%	0	-43	
	Locomotive	Daytime	Sleeping Quarters	46	3	40	9	3.00	3.00	3.00	9.00	9.00	25%	25%	75%	Intermediate	7.5	67	6.39	0	F	45	D	10	0	5%	35	C	6	-5	95%	0	10	
	Wheel	Daytime	Sleeping Quarters	42	3	40	5	3.00	3.00	3.00	9.00	9.00	25%	25%	75%	Intermediate	7.5	67	6.39	0	B	45	D	2	0	5%	43	C	1	-5	95%	0	1	
	Horn	Daytime	Sleeping Quarters	54	3	40	17	3.00	3.00	3.00	9.00	9.00	25%	25%	75%	Intermediate	7.5	67	6.39	0	B	45	D	2	0	5%	43	C	1	-5	95%	0	13	Sleeping Quarters
																																15	
	Roadway	Night-time	Sleeping Quarters	0	3	40	-37	3.00	3.00	3.00	9.00	9.00	25%	25%	75%	Intermediate	7.5	67	6.39	0	D	45	D	7	0	5%	38	C	4	-5	95%	0	-38	
	Locomotive	Night-time	Sleeping Quarters	40	3	35	8	3.00	3.00	3.00	9.00	9.00	25%	25%	75%	Intermediate	7.5	67	6.39	0	F	45	D	10	0	5%	35	C	6	-5	95%	0	9	
	Wheel	Night-time	Sleeping Quarters	36	3	35	4	3.00	3.00	3.

BPN-56

Receptor	Source	Time of Day	Location	Sound Levels				Façade and Room Inputs										Source Inputs			Component 1 - Veneer						Component 2 - Glazing							
				Façade Level	Free Field Correction	Indoor Requirement	Required Reduction	Exposed Façade Height	Exposed Façade Length	Room Depth	Floor Area	Façade Area	Glazing as % of Façade Area	Glazing as % of Floor Area	Veneer as % of Floor Area	Room Absorption	Height of Receptor	Horizontal Distance to Source	Incident Sound Angle	Angle Correction	Source Spectrum	Assumed Veneer	Building Component	Spectrum Correction	Room Correction	% Total Transmitted Energy	Energy Correction	Building Component	Spectrum Correction	Room Correction	% Total Transmitted Energy	Energy Correction	Required Glazing	
				(dBA)	(dBA)	(dBA)	(dBA)	(m)	(m)	(m)	(m^2)	(m^2)	(%)	(%)	(%)		(m)	(m)	(deg)			(STC)				(%)						(STC)	
10-Storey most exposed Façade be_01	Roadway	Daytime	Living/Dining	0	3	45	-42	3.00	6.00	3.00	18.00	18.00	70%	70%	30%	Intermediate	28.5	40	35.47	1	D	54	D	7	-4	5%	51	C	4	-1	95%	0	-38	
	Locomotive	Daytime	Living/Dining	59	3	40	22	3.00	6.00	3.00	18.00	18.00	70%	70%	30%	Intermediate	28.5	40	35.47	1	F	54	D	10	-4	5%	48	C	6	-1	95%	0	28	
	Wheel	Daytime	Living/Dining	57	3	40	20	3.00	6.00	3.00	18.00	18.00	70%	70%	30%	Intermediate	28.5	40	35.47	1	B	54	D	2	-4	5%	56	C	1	-1	95%	0	21	
	Horn	Daytime	Living/Dining	69	3	40	32	3.00	6.00	3.00	18.00	18.00	70%	70%	30%	Intermediate	28.5	40	35.47	1	B	54	D	2	-4	5%	56	C	1	-1	95%	0	33	Living / Dining Areas
																																34	
	Roadway	Night-time	Living/Dining	0	3	45	-42	3.00	6.00	3.00	18.00	18.00	70%	70%	30%	Intermediate	28.5	40	35.47	1	D	54	D	7	-4	5%	51	C	4	-1	95%	0	-38	
	Locomotive	Night-time	Living/Dining	54	3	40	17	3.00	6.00	3.00	18.00	18.00	70%	70%	30%	Intermediate	28.5	40	35.47	1	F	54	D	10	-4	5%	48	C	6	-1	95%	0	23	
	Wheel	Night-time	Living/Dining	50	3	40	13	3.00	6.00	3.00	18.00	18.00	70%	70%	30%	Intermediate	28.5	40	35.47	1	B	54	D	2	-4	5%	56	C	1	-1	95%	0	14	
	Horn	Night-time	Living/Dining	64	3	40	27	3.00	6.00	3.00	18.00	18.00	70%	70%	30%	Intermediate	28.5	40	35.47	1	B	54	D	2	-4	5%	56	C	1	-1	95%	0	28	
																																29	34
	Roadway	Daytime	Sleeping Quarters	0	3	45	-42	3.00	3.00	3.00	9.00	9.00	50%	50%	50%	Intermediate	28.5	40	35.47	1	D	54	D	7	-2	5%	49	C	4	-2	95%	0	-40	
	Locomotive	Daytime	Sleeping Quarters	59	3	40	22	3.00	3.00	3.00	9.00	9.00	50%	50%	50%	Intermediate	28.5	40	35.47	1	F	54	D	10	-2	5%	46	C	6	-2	95%	0	26	
	Wheel	Daytime	Sleeping Quarters	57	3	40	20	3.00	3.00	3.00	9.00	9.00	50%	50%	50%	Intermediate	28.5	40	35.47	1	B	54	D	2	-2	5%	54	C	1	-2	95%	0	19	
	Horn	Daytime	Sleeping Quarters	69	3	40	32	3.00	3.00	3.00	9.00	9.00	50%	50%	50%	Intermediate	28.5	40	35.47	1	B	54	D	2	-2	5%	54	C	1	-2	95%	0	31	Sleeping Quarters
																																33	
	Roadway	Night-time	Sleeping Quarters	0	3	40	-37	3.00	3.00	3.00	9.00	9.00	50%	50%	50%	Intermediate	28.5	40	35.47	1	D	54	D	7	-2	5%	49	C	4	-2	95%	0	-35	
	Locomotive	Night-time	Sleeping Quarters	54	3	35	22	3.00	3.00	3.00	9.00	9.00	50%	50%	50%	Intermediate	28.5	40	35.47	1	F	54	D	10	-2	5%	46	C	6	-2	95%	0	26	
	Wheel	Night-time	Sleeping Quarters	50	3	35	18	3.00	3.00	3.00	9.00	9.00	50%	50%	50%	Intermediate	28.5	40	35.47	1	B	54	D	2	-2	5%	54	C	1	-2	95%	0	17	
	Horn	Night-time	Sleeping Quarters	64	3	35	32	3.00	3.00	3.00	9.00	9.00	50%	50%	50%	Intermediate	28.5	40	35.47	1	B	54	D	2	-2	5%	54	C	1	-2	95%	0	31	
																																33	33
10-Storey side Façade	Roadway	Daytime	Living/Dining	0	3	45	-42	3.00	6.00	3.00	18.00	18.00	70%	70%	30%	Intermediate	28.5	40	35.47	1	D	54	D	7	-4	5%	51	C	4	-1	95%	0	-38	
	Locomotive	Daytime	Living/Dining	56	3	40	19	3.00	6.00	3.00	18.00	18.00	70%	70%	30%	Intermediate	28.5	40	35.47	1	F	54	D	10	-4	5%	48	C	6	-1	95%	0	25	
	Wheel	Daytime	Living/Dining	52	3	40	15	3.00	6.00	3.00	18.00	18.00	70%	70%	30%	Intermediate	28.5	40	35.47	1	B	54	D	2	-4	5%	56	C	1	-1	95%	0	16	
	Horn	Daytime	Living/Dining	63	3	40	26	3.00	6.00	3.00	18.00	18.00	70%	70%	30%	Intermediate	28.5	40	35.47	1	B	54	D	2	-4	5%	56	C	1	-1	95%	0	27	Living / Dining Areas
																																29	
	Roadway	Night-time	Living/Dining	0	3	45	-42	3.00	6.00	3.00	18.00	18.00	70%	70%	30%	Intermediate	28.5	40	35.47	1	D	54	D	7	-4	5%	51	C	4	-1	95%	0	-38	
	Locomotive	Night-time	Living/Dining	49	3	40	12	3.00	6.00	3.00	18.00	18.00	70%	70%	30%	Intermediate	28.5	40	35.47	1	F	54	D	10	-4	5%	48	C	6	-1	95%	0	18	
	Wheel	Night-time	Living/Dining	46	3	40	9	3.00	6.00	3.00	18.00	18.00	70%	70%	30%	Intermediate	28.5	40	35.47	1	B	54	D	2	-4	5%	56	C	1	-1	95%	0	10	
	Horn	Night-time	Living/Dining	58	3	40	21	3.00	6.00	3.00	18.00	18.00	70%	70%	30%	Intermediate	28.5	40	35.47	1	B	54	D	2	-4	5%	56	C	1	-1	95%	0	22	
																																23	29
	Roadway	Daytime	Sleeping Quarters	0	3	45	-42	3.00	3.00	3.00	9.00	9.00	50%	50%	50%	Intermediate	28.5	40	35.47	1	D	54	D	7	-2	5%	49	C	4	-2	95%	0	-40	
	Locomotive	Daytime	Sleeping Quarters	56	3	40	19	3.00	3.00	3.00	9.00	9.00	50%	50%	50%	Intermediate	28.5	40	35.47	1	F	54	D	10	-2	5%	46	C	6	-2	95%	0	23	
	Wheel	Daytime	Sleeping Quarters	52	3	40	15	3.00	3.00	3.00	9.00	9.00	50%	50%	50%	Intermediate	28.5	40	35.47	1	B	54	D	2	-2	5%	54	C	1	-2	95%	0	14	
	Horn	Daytime	Sleeping Quarters	63	3	40	26	3.00	3.00	3.00	9.00	9.00	50%	50%	50%	Intermediate	28.5	40	35.47	1	B	54	D	2	-2	5%	54	C	1	-2	95%	0	25	Sleeping Quarters
																																28	
	Roadway	Night-time	Sleeping Quarters	0	3	40	-37	3.00	3.00	3.00	9.00	9.00	50%	50%	50%	Intermediate	28.5	40	35.47	1	D	54	D	7	-2	5%	49	C	4	-2	95%	0	-35	
	Locomotive	Night-time	Sleeping Quarters	49	3	35	17	3.00	3.00	3.00	9.00	9.00	50%	50%	50%	Intermediate	28.5	40	35.47	1	F	54	D	10	-2	5%	46	C	6	-2	95%	0	21	
	Wheel	Night-time	Sleeping Quarters	46	3	35	14	3.00	3.00	3.00	9.00	9.00	50%	50%	50%	Intermediate	28.5	40	35.47	1	B	54	D	2	-2	5%	54	C	1	-2	95%	0	13	
	Horn	Night-time	Sleeping Quarters	58	3	35	26	3.00	3.00	3.00	9.00	9.00	50%	50%	50%	Intermediate	28.5	40	35.47	1	B	54	D	2	-2	5%	54	C	1	-2	95%	0	25	
																																27	28
10-Storey rear Façade	Roadway	Daytime	Living/Dining	0	3	45	-42	3.00	6.00	3.00	18.00	18.00	70%	70%	30%	Intermediate	28.5	40	35.47	1	D	45	D	7	-4	5%	42	C	4	-1	95%	0	-38	
	Locomotive	Daytime	Living/Dining	48	3	40	11	3.00	6.00	3.00	18.00	18.00	70%	70%	30%	Intermediate	28.5	40	35.47	1	F	45	D	10	-4	5%	39	C	6	-1	95%	0	17	
	Wheel	Daytime	Living/Dining	43	3	40	6	3.00	6.00	3.00	18.00	18.00	70%	70%	30%	Intermediate	28.5	40	35.47	1	B	45	D	2	-4	5%	47	C	1	-1	95%	0	7	
	Horn	Daytime	Living/Dining	53	3	40	16	3.00	6.00	3.00	18.00	18.00	70%	70%	30%	Intermediate	28.5	40	35.47	1	B	45	D	2	-4	5%	47	C	1	-1	95%	0	17	Living / Dining Areas
																																20	
	Roadway	Night-time	Living/Dining	0	3	45	-42	3.00	6.00	3.00	18.00	18.00	70%	70%	30%	Intermediate	28.5	40	35.47	1	D	45	D	7	-4	5%	42	C	4	-1	95%	0	-38	
	Locomotive	Night-time	Living/Dining	41	3	40	4	3.00	6.00	3.00	18.00	18.00	70%	70%	30%	Intermediate	28.5	40	35.47	1	F	45	D	10	-4	5%	39	C	6	-1	95%	0	10	
	Wheel	Night-time	Living/Dining	37	3	40	0	3.00	6.00	3.00	18.00	18.00	70%	70%	30%	Intermediate	28.5	40	35.47	1	B	45	D	2	-4	5%	47	C	1	-1	95%	0	1	
	Horn	Night-time	Living/Dining	48	3	40	11	3.00	6.00	3.00	18.00	18.00	70%	70%	30%	Intermediate	28.5	40	35.47	1	B	45	D	2	-4	5%	47	C	1	-1	95%	0	12	
																																14	20
	Roadway	Daytime	Sleeping Quarters	0	3	45	-42	3.00	3.00	3.00	9.00	9.00	50%	50%	50%	Intermediate	28.5	40	35.47	1	D	45	D	7	-2	5%	40	C	4	-2	95%	0	-40	
	Locomotive	Daytime	Sleeping Quarters	48	3	40	11	3.00	3.00	3.00	9.00	9.00	50%	50%	50%	Intermediate	28.5	40	35.47	1	F	45	D	10	-2	5%	37	C	6	-2	95%	0	15	
	Wheel	Daytime	Sleeping Quarters	43	3	40	6	3.00	3.00	3.00	9.00	9.00	50%	50%	50%	Intermediate	28.5	40	35.47	1	B	45	D	2	-2	5%	45	C	1	-2	95%	0	5	
	Horn	Daytime	Sleeping Quarters	53	3	40	16	3.00	3.00	3.00	9.00	9.00	50%	50%	50%	Intermediate	28.5	40	35.47	1	B	45	D	2	-2	5%	45	C	1	-2	95%	0	15	Sleeping Quarters
																																18	
	Roadway	Night-time	Sleeping Quarters	0	3	40	-37	3.00	3.00	3.00	9.00	9.00	50%	50%	50%	Intermediate	28.5	40	35.47	1	D	45	D	7	-2	5%	40	C	4	-2	95%	0	-35	
	Locomotive	Night-time	Sleeping Quarters	41	3	35	9	3.00	3.00	3.00	9.00	9.00	50%	50%	50%	Intermediate	28.5	40	35.47	1	F	45	D	10	-2	5%	37	C	6	-2	95%	0	13	
	Wheel	Night-time	Sleeping Quarters	37	3	35	5	3.00	3.00	3.00	9.00	9.00	50%	50%	50%	Intermediate	28.5	40	35.47	1	B	45	D	2	-2	5%	45	C	1	-2	95%	0	4	
	Horn	Night-time	Sleeping Quarters	48	3	35	16	3.00	3.00	3.00	9.00	9.00	50%	50%	50%	Intermediate	28.5	40	35.47	1	B	45	D	2	-2	5%	45	C	1	-2	95%	0	15	
																																18	18
Townhouse most exposed façade be_2-4	Roadway	Daytime	Living/Dining	0	3	45	-42	3.00	6.00	3.00	18.00	18.00	35%	35%	65%	Intermediate	7.5	40	10.62	0	D	54	D	7	-1	5%	48	C	4	-4	95%	0	-41	
	Locomotive	Daytime	Living/Dining	58	3	40	21	3.00	6.00	3.00	18.00	18.00	35%	35%	65%	Intermediate	7.5	40	10.62	0	F	54	D	10	-1	5%	45	C	6	-4	95%	0	24	
	Wheel	Daytime	Living/Dining	56	3	40	19	3.00	6.00	3.00	18.00	18.00	35%	35%	65%	Intermediate	7.5	40	10.62	0	B	54	D	2	-1	5%	53	C	1	-4	95%	0	17	
	Horn	Daytime	Living/Dining	67	3	40	30	3.00	6.00	3.00	18.00	18.00	35%	35%	65%	Intermediate	7.5	40	10.62	0	B	54	D	2	-1	5%	53	C	1	-4	95%	0	28	Living / Dining Areas
																																29	
	Roadway	Night-time	Living/Dining	0	3	45	-42	3.00	6.00	3.00	18.00	18.00	35%	35%	65%	Intermediate	7.5	40	10.62	0	D	54	D	7	-1	5%	48	C	4	-4	95%	0	-41	
	Locomotive	Night-time	Living/Dining	52	3	40	15	3.00	6.00	3.00	18.00	18.00	35%	35%	65%	Intermediate	7.5	40	10.62	0	F	54	D	10	-1	5%	45	C	6	-4	95%	0	18	
	Wheel	Night-time	Living/Dining	50	3	40	13	3.00	6.00	3.00	18.00	18.00	35%	35%	65%	Intermediate	7.5	40	10.62	0	B	54	D	2	-1	5%	53	C	1	-4	95%	0	11	
	Horn	Night-time	Living/Dining	62	3	40	25	3.00	6.00	3.00	18.00	18.00	35%	35%	65%	Intermediate	7.5	40	10.62	0	B	54	D	2	-1	5%	53	C	1	-4	95%	0	23	
																																24	29
	Roadway	Daytime	Sleeping Quarters	0	3	45	-42	3.00	3.00	3.00	9.00	9.00	25%	25%	75%	Intermediate	7.5	40	10.62	0	D	54	D	7	0	5%	47	C	4	-5	95%	0	-43	
	Locomotive	Daytime	Sleeping Quarters	58	3	40	21	3.00	3.00	3.00	9.00	9.00	25%	25%	75%	Intermediate	7.5	40	10.62	0	F	54	D	10	0	5%	44	C	6	-5	95%	0	22	
	Wheel	Daytime	Sleeping Quarters	56	3	40	19	3.00	3.00	3.00	9.00	9.00	25%	25%	75%	Intermediate	7.5	40	10.62	0	B	54	D	2	0	5%	52	C	1	-5	95%	0	15	
	Horn	Daytime	Sleeping Quarters	67	3	40	30	3.00	3.00	3.00	9.00	9.00	25%	25%	75%	Intermediate	7.5	40	10.62	0	B	54	D	2	0	5%	52	C	1	-5	95%	0	26	Sleeping Quarters
																																28	
	Roadway	Night-time	Sleeping Quarters	0	3	40	-37	3.00	3.00	3.00	9.00	9.00	25%	25%	75%	Intermediate	7.5	40	10.62	0	D	54	D	7	0	5%	47	C	4	-5	95%	0	-38	
	Locomotive	Night-time	Sleeping Quarters	52	3	35	20	3.00	3.00	3.00	9.00	9.00	25%	25%	75%	Intermediate	7.5	40	10.62	0	F	54	D	10	0	5%	44	C	6	-5	95%	0	21	
	Wheel	Night-time	Sleeping Quarters	50	3	35	18	3.00	3.00	3.00	9.00	9.00	25%	25%	75%	Intermediate	7.5	40	10.62	0	B	54	D	2	0	5%	52	C	1	-5	95%	0	14	
	Horn	Night-time	Sleeping Quarters	62	3	35	30	3.00	3.00	3.00	9.00	9.00	25%	25%	75%	Intermediate	7.5	40	10.62	0	B	54	D	2	0	5%	52	C	1	-5	95%	0	26	
																																28	28
Townhouse side façade	Roadway	Daytime	Living/Dining	0	3	45	-42	3.00	6.00	3.00	18.00	18.00	35%	35%	65%	Intermediate	7.5	40	10.62	0	D	54	D	7	-1	5%	48	C	4	-4	95%	0	-41	
	Locomotive	Daytime	Living/Dining	54	3	40	17	3.00	6.00	3.00	18.00	18.00	35%	35%	65%	Intermediate	7.5	40	10.62	0	F	54	D	10	-1	5%	45	C	6	-4	95%	0	20	
	Wheel	Daytime	Living/Dining	52	3	40	15	3.00	6.00	3.00	18.00	18.00	35%	35%	65%	Intermediate	7.5	40	10.62	0	B	54	D	2	-1	5%	53	C	1	-4	95%	0	13	
	Horn	Daytime	Living/Dining	64	3	40	27	3.00	6.00	3.00	18.00	18.00	35%	35%	65%	Intermediate	7.5	40	10.62	0	B	54	D	2	-1	5%	53	C	1	-4	95%	0	25	Living / Dining Areas
																																26	
	Roadway	Night-time	Living/Dining	0	3	45	-42	3.00	6.00	3.00	18.00	18.00	35%	35%	65%	Intermediate	7.5	40	10.62	0	D	54	D	7	-1	5%	48	C	4	-4	95%	0	-41	
	Locomotive	Night-time	Living/Dining	49	3	40	12	3.00	6.00	3.00	18.00	18.00	35%	35%	65%	Intermediate	7.5	40	10.62	0	F	54	D	10	-1	5%	45	C	6	-4	95%	0	15	
	Wheel	Night-time	Living/Dining	47	3	40	10	3.00	6.00	3.00	18.00	18.00	35%	35%	65%	Intermediate	7.5	40	10.62	0	B	54	D	2	-1	5%	53	C	1	-4	95%	0	8	
	Horn	Night-time	Living/Dining	59	3	40	22	3.00	6.00	3.00	18.00	18.00	35%	35%	65%	Intermediate	7.5	40	10.62	0	B	54	D	2	-1	5%	53	C	1	-4	95%	0	20	
																																21	26
	Roadway	Daytime	Sleeping Quarters	0	3	45	-42	3.00	3.00	3.00	9.00	9.00	25%	25%	75%	Intermediate	7.5	40	10.62	0	D	54	D	7	0	5%	47	C	4	-5	95%	0	-43	
	Locomotive	Daytime	Sleeping Quarters	54	3	40	17	3.00	3.00	3.00	9.00	9.00	25%	25%	75%	Intermediate	7.5	40	10.62	0	F	54	D	10	0	5%	44	C	6	-5	95%	0	18	
	Wheel	Daytime	Sleeping Quarters	52	3	40	15	3.00	3.00	3.00	9.00	9.00	25%	25%	75%	Intermediate	7.5	40	10.62	0	B	54	D	2	0	5%	52	C	1	-5	95%	0	11	
	Horn	Daytime	Sleeping Quarters	64	3	40	27	3.00	3.00	3.00	9.00	9.00	25%	25%	75%	Intermediate	7.5	40	10.62	0	B	54	D	2	0	5%	52	C	1	-5	95%	0	23	Sleeping Quarters
																																25	
	Roadway	Night-time	Sleeping Quarters	0	3	40	-37	3.00	3.00	3.00	9.00	9.00	25%	25%	75%	Intermediate	7.5	40	10.62	0	D	54	D	7	0	5%	47	C	4	-5	95%	0	-38	
	Locomotive	Night-time	Sleeping Quarters	49	3	35	17	3.00	3.00	3.00	9.00	9.00	25%	25%	75%	Intermediate	7.5	40	10.62	0	F	54	D	10	0	5%	44	C	6	-5	95%	0	18	
	Wheel	Night-time	Sleeping Quarters	47	3	35	15	3.00	3.00	3.00	9.00	9.00	25%	25%	75%	Intermediate	7.5	40	10.62	0	B	54	D	2	0	5%	52	C	1	-5	95%	0	11	
	Horn	Night-time	Sleeping Quarters	59	3	35	27	3.00	3.00	3.00	9.00	9.00	25%	25%	75%	Intermediate	7.5	40	10.62	0	B	54	D	2	0	5%	52	C	1	-5	95%	0	23	
																																25	25
Townhouse rear façade	Roadway	Daytime	Living/Dining	0	3	45	-42	3.00	6.00	3.00	18.00	18.00	35%	35%	65%	Intermediate	7.5	40	10.62	0	D	45	D	7	-1	5%	39	C	4	-4	95%	0	-41	
	Locomotive	Daytime	Living/Dining	46	3	40	9	3.00	6.00	3.00	18.00	18.00	35%	35%	65%	Intermediate	7.5	40	10.62	0	F	45	D	10	-1	5%	36	C	6	-4	95%	0	12	
	Wheel	Daytime	Living/Dining	42	3	40	5	3.00	6.00	3.00	18.00	18.00	35%	35%	65%	Intermediate	7.5	40	10.62	0	B	45	D	2	-1	5%	44	C	1	-4	95%	0	3	
	Horn	Daytime	Living/Dining	54	3	40	17	3.00	6.00	3.00	18.00	18.00	35%	35%	65%	Intermediate	7.5	40	10.62	0	B	45	D	2	-1	5%	44	C	1	-4	95%	0	15	Living / Dining Areas
																																17	
	Roadway	Night-time	Living/Dining	0	3	45	-42	3.00	6.00	3.00	18.00	18.00	35%	35%	65%	Intermediate	7.5	40	10.62	0	D	45	D	7	-1	5%	39	C	4	-4	95%	0	-41	
	Locomotive	Night-time	Living/Dining	40	3	40	3	3.00	6.00	3.00	18.00	18.00	35%	35%	65%	Intermediate	7.5	40	10.62	0	F	45	D	10	-1	5%	36	C	6	-4	95%	0	6	
	Wheel	Night-time	Living/Dining	37	3	40	0	3.00	6.00	3.00	18.00	18.00	35%	35%	65%	Intermediate	7.5	40	10.62	0	B	45	D	2	-1	5%	44	C	1	-4	95%	0	-2	
	Horn	Night-time	Living/Dining	48	3	40	11	3.00	6.00	3.00	18.00	18.00	35%	35%	65%	Intermediate	7.5	40	10.62	0	B	45	D	2	-1	5%	44	C	1	-4	95%	0	9	
																																11	17
	Roadway	Daytime	Sleeping Quarters	0	3	45	-42	3.00	3.00	3.00	9.00	9.00	25%	25%	75%	Intermediate	7.5	40	10.62	0	D	45	D	7	0	5%	38	C	4	-5	95%	0	-43	
	Locomotive	Daytime	Sleeping Quarters	46	3	40	9	3.00	3.00	3.00	9.00	9.00	25%	25%	75%	Intermediate	7.5	40	10.62	0	F	45	D	10	0	5%	35	C	6	-5	95%	0	10	
	Wheel	Daytime	Sleeping Quarters	42	3	40	5	3.00	3.00	3.00	9.00	9.00	25%	25%	75%	Intermediate	7.5	40	10.62	0	B	45	D	2	0	5%	43	C	1	-5	95%	0	1	
	Horn	Daytime	Sleeping Quarters	54	3	40	17	3.00	3.00	3.00	9.00	9.00	25%	25%	75%	Intermediate	7.5	40	10.62	0	B	45	D	2	0	5%	43	C	1	-5	95%	0	13	Sleeping Quarters
																																15	
	Roadway	Night-time	Sleeping Quarters	0	3	40	-37	3.00	3.00	3.00	9.00	9.00	25%	25%	75%	Intermediate	7.5	40	10.62	0	D	45	D	7	0	5%	38	C	4	-5	95%	0	-38	
	Locomotive	Night-time	Sleeping Quarters	40	3	35	8	3.00	3.00	3.00	9.00	9.00	25%	25%	75%	Intermediate	7.5	40	10.62	0	F	45	D	10	0	5%	35	C	6	-5	95%	0	9	
	Wheel	Night-time	Sleeping Quarters	37

Appendix D

VMT Certificate of Calibration

SVI Slovakia

Test no.: 001-1116

Calibration chart

Device Under Calibration:

Manufacturer:	**SVI Slovakia**
Type:	**8380**
Serial number:	**381**
Identification:	

Calibration reference values:

Reference sensitivity:	**29.497 mV/(m/s²)**
Reference frequency:	**80Hz, ω = 1000s⁻¹**
Reference phase:	**0**
Tolerances:	**Passed**

Product & Calibration details:

Calibration is performed using Brüel & Kjær Vibration Transducer Calibration System type 3629 and fully complies with ISO 16063-21 and ISO/IEC 17025 standard.

Please find current product data sheet and detailed specifications etc. at www.bksv.com for Brüel & Kjær products.

All measurements are traceable to national standards.

Calibration description:

Air Temperature:	**23 ± 3 °C**
Relative Humidity:	**< 75 %**
Excitation angle:	**0°**
Procedure used:	**SVI X-Single Axis**

Date of Calibration: 11/8/2018

Calibration Technician: David Fousek

SVI Slovakia

Test no.: 001-1116

Calibration chart

Detailed results, graphical

Displayed frequency range: Displayed frequency range: 2 - 630 [Hz]

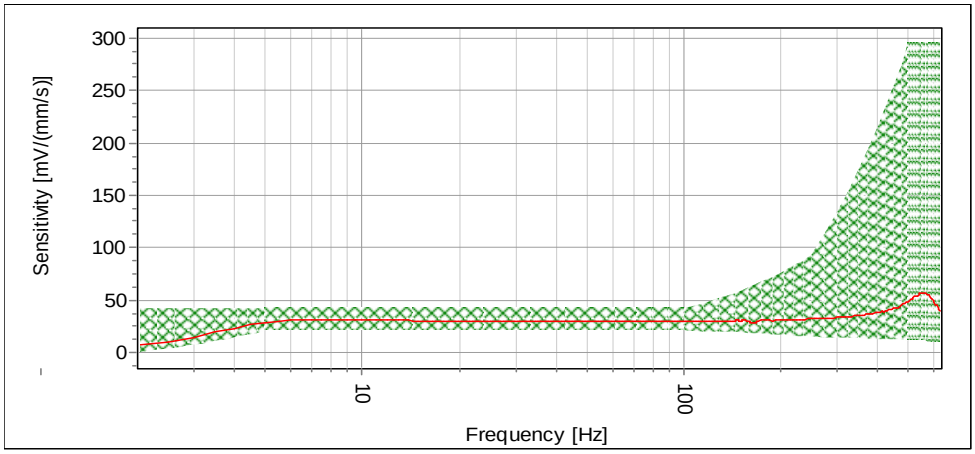

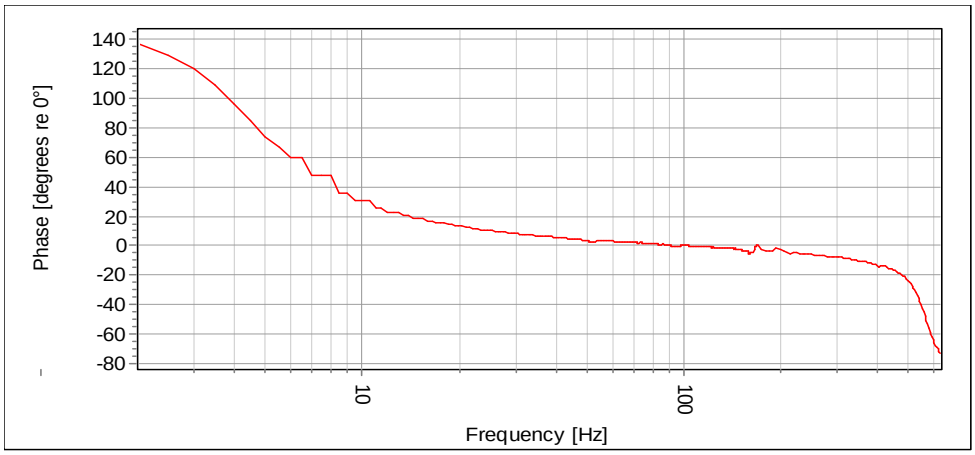

SVI Slovakia

Test no.: 001-1118

Calibration chart

Device Under Calibration:

Manufacturer:	**SVI Slovakia**
Type:	**8380**
Serial number:	**381**
Identification:	

Calibration reference values:

Reference sensitivity:	**29.558 mV/(m/s²)**
Reference frequency:	**80Hz, ω = 1000s⁻¹**
Reference phase:	**0**
Tolerances:	**Passed**

Product & Calibration details:

Calibration is performed using Brüel & Kjær Vibration Transducer Calibration System type 3629 and fully complies with ISO 16063-21 and ISO/IEC 17025 standard.

Please find current product data sheet and detailed specifications etc. at www.bksv.com for Brüel & Kjær products.

All measurements are traceable to national standards.

Calibration description:

Air Temperature:	**23 ± 3 °C**
Relative Humidity:	**< 75 %**
Excitation angle:	**0°**
Procedure used:	**SVI Y-Single Axis**

Date of Calibration: 11/8/2018

Calibration Technician: David Fousek

SVI Slovakia

Test no.: 001-1118

Calibration chart

Detailed results, graphical

Displayed frequency range: Displayed frequency range: 2 - 630 [Hz]

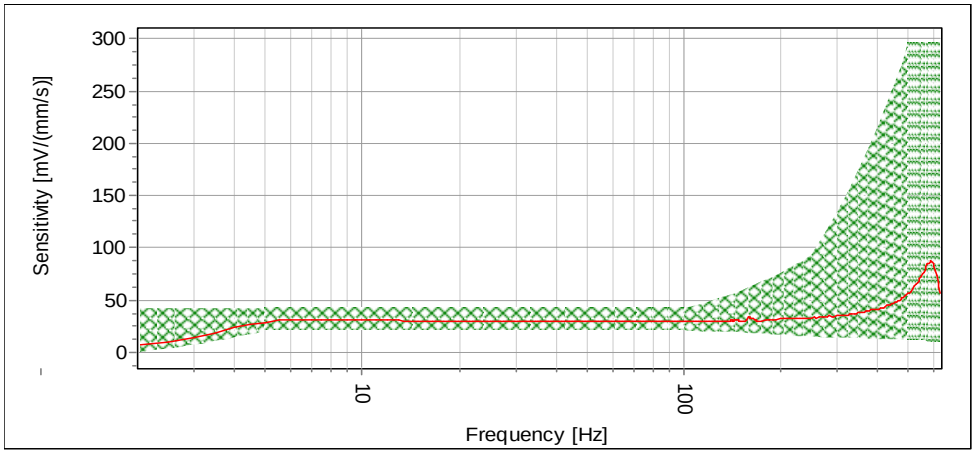

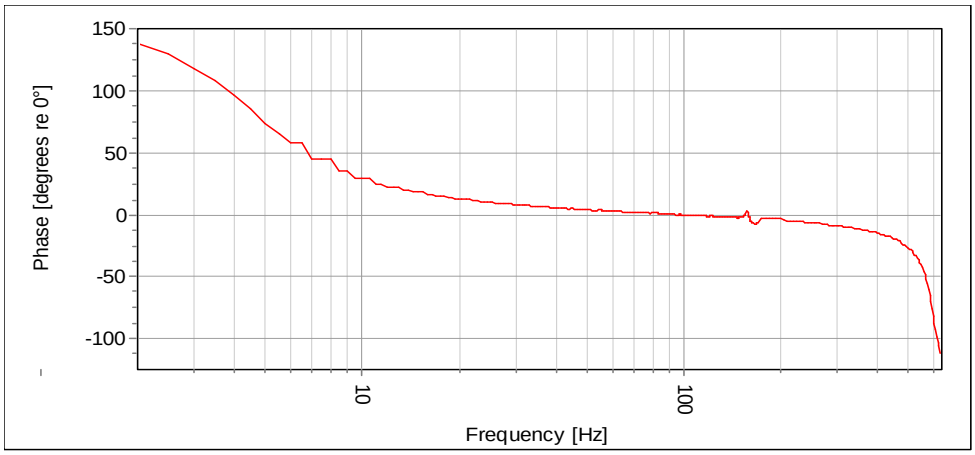

SVI Slovakia

Test no.: 001-1114

Calibration chart

Device Under Calibration:

Manufacturer:	**SVI Slovakia**
Type:	**8380**
Serial number:	**381**
Identification:	

Calibration reference values:

Reference sensitivity:	**29.4 mV/(m/s²)**
Reference frequency:	**80Hz, ω = 1000s^{-1}**
Reference phase:	**0**
Tolerances:	**Passed**

Product & Calibration details:

Calibration is performed using Brüel & Kjær Vibration Transducer Calibration System type 3629 and fully complies with ISO 16063-21 and ISO/IEC 17025 standard.

Please find current product data sheet and detailed specifications etc. at www.bksv.com for Brüel & Kjær products.

All measurements are traceable to national standards.

Calibration description:

Air Temperature:	**23 ± 3 °C**
Relative Humidity:	**< 75 %**
Excitation angle:	**0°**
Procedure used:	**SVI Z-Single Axis**

Date of Calibration: 11/8/2018

Calibration Technician: David Fousek

SVI Slovakia

Test no.: 001-1114

Calibration chart

Detailed results, graphical

Displayed frequency range: Displayed frequency range: 2 - 630 [Hz]

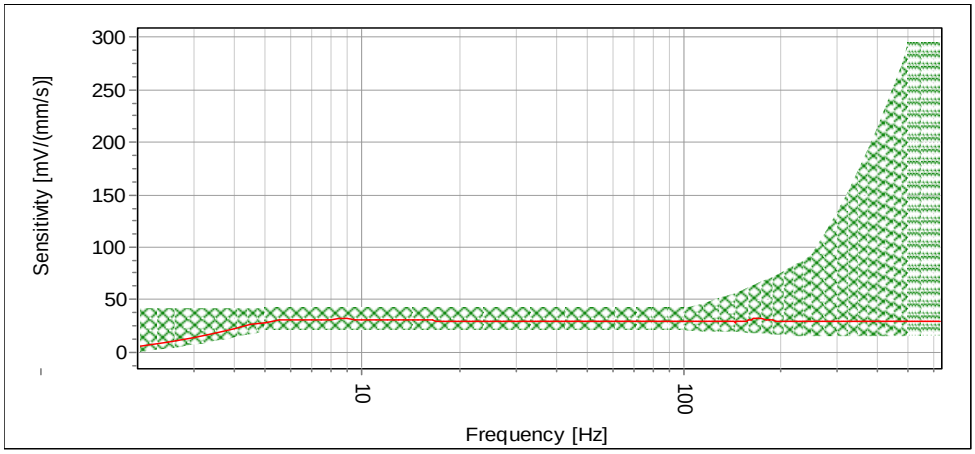

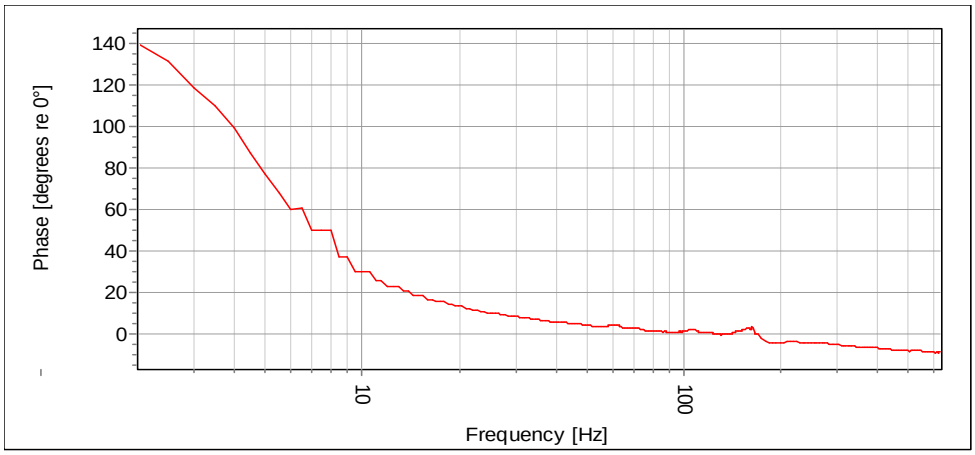

Appendix E

Vibration Measurement Data

Date	Time	Duration (s	PPV X/Trai	PPV Y/Lon	PPV Z/Ver	ZC Freq X/	ZC Freq Y/	ZC Freq Z/	PVS (mm/s	Pk Accel X,	Pk Accel Y,	Pk Accel Z,	Pk Displ X/	Pk Displ Y/	Pk Displ Z/	RMS Vel X	RMS Vel Y,	RMS Vel Z/V	RMS Accel
2020-10-27	13:28:11	1	0.01	0.01	0.02	6.7	4.8	6	0.02	2.81	2.09	2.33	0	0	0	0	0	0.01	0.46
2020-10-27	13:28:12	1	0.01	0.01	0.01	4.3	5.5	4.5	0.01	2.74	2.54	3.68	0	0	0	0	0	0	0.47
2020-10-27	13:28:13	1	0.02	0.01	0.03	10.8	3.9	6.1	0.03	3.3	3.42	3.62	0	0	0	0.01	0	0.01	0.79
2020-10-27	13:28:14	1	0.02	0.01	0.02	58.8	9.9	9.3	0.02	5.99	4.77	4.95	0	0	0	0	0	0.01	0.99
2020-10-27	13:28:15	1	0.01	0.01	0.01	10.1	47.6	5.2	0.02	4.37	6.36	5.44	0	0	0	0	0	0.01	0.94
2020-10-27	13:28:16	1	0.01	0.02	0.02	7.4	40	8.8	0.02	3.16	5.47	2.34	0	0	0	0	0	0.01	0.55
2020-10-27	13:28:17	1	0.01	0.01	0.01	7.9	3	7.2	0.01	3.19	1.94	1.71	0	0	0	0	0	0	0.51
2020-10-27	13:28:18	1	0.01	0.01	0.01	7	3.5	4.8	0.01	2.96	2.29	1.76	0	0	0	0	0	0	0.51
2020-10-27	13:28:19	1	0.01	0.01	0.01	6.1	9	5.1	0.01	3.39	3.36	3.14	0	0	0	0	0	0	0.73
2020-10-27	13:28:20	1	0.01	0.01	0.01	5.3	8.5	8.4	0.01	3.16	2.51	2.27	0	0	0	0	0	0	0.57
2020-10-27	13:28:21	1	0.01	0.01	0.01	5.3	7.9	10.1	0.01	2.65	2.59	1.9	0	0	0	0	0	0	0.54
2020-10-27	13:28:22	1	0.01	0.01	0.02	5.1	9.8	9.8	0.02	3.07	2.2	2.31	0	0	0	0	0	0.01	0.52
2020-10-27	13:28:23	1	0.01	0.01	0.01	31.3	21.3	8.3	0.01	3.33	2.51	2.46	0	0	0	0	0	0.01	0.61
2020-10-27	13:28:24	1	0.01	0.01	0.01	7.3	7.6	7.4	0.01	3.19	2.56	2.53	0	0	0	0	0	0	0.64
2020-10-27	13:28:25	1	0.01	0.01	0.01	5.3	3.6	7.4	0.01	2.91	2.15	1.92	0	0	0	0	0	0	0.5
2020-10-27	13:28:26	1	0.01	0.01	0.01	37	28.6	8.3	0.01	2.93	3.46	3.82	0	0	0	0	0	0	0.67
2020-10-27	13:28:27	1	0.02	0.02	0.02	32.3	9.9	4.2	0.02	8.02	5.25	8.21	0	0	0	0	0.01	0.01	1.54
2020-10-27	13:28:28	1	0.12	0.07	0.04	5.5	8.5	125	0.14	25.94	31.69	38.75	0	0	0	0.02	0.02	0.01	4.29
2020-10-27	13:28:29	1	0.27	0.29	0.35	38.5	28.6	50	0.37	83.43	86.13	174.68	0	0	0	0.03	0.04	0.03	8.41
2020-10-27	13:28:30	1	0.07	0.16	0.07	66.7	27	43.5	0.16	35.26	51.84	26.12	0	0	0	0.01	0.02	0.02	3.45
2020-10-27	13:28:31	1	0.02	0.01	0.02	111.1	142.9	5.1	0.02	11.75	13.19	7.3	0	0	0	0	0	0.01	1.49
2020-10-27	13:28:32	1	0.59	0.63	0.54	45.5	58.8	58.8	0.86	328.68	363.64	210.57	0	0	0	0.05	0.05	0.04	22.53
2020-10-27	13:28:33	1	0.19	0.18	0.1	90.9	125	66.7	0.27	94.05	178.01	85.88	0	0	0	0.01	0.01	0.01	7.19
2020-10-27	13:28:34	1	0.02	0.01	0.01	6.5	4.3	7	0.02	6.47	9.06	4.93	0	0	0	0	0.01	0.01	1.05
2020-10-27	13:28:35	1	0.07	0.11	0.04	41.7	31.3	7.5	0.13	22.87	25.47	8.44	0	0	0	0.01	0.01	0.01	3.53
2020-10-27	13:28:36	1	0.1	0.13	0.08	125	55.6	20	0.15	72.39	66.28	53.8	0	0	0	0.01	0.01	0.01	6.38
2020-10-27	13:28:37	1	0.07	0.03	0.06	47.6	100	11.5	0.09	21.23	22.5	18.83	0	0	0	0.01	0.01	0.01	3.15
2020-10-27	13:28:38	1	0.01	0.02	0.01	7.4	20.4	7.2	0.02	4.22	5.01	6.77	0	0	0	0	0.01	0.01	1.01
2020-10-27	13:28:39	1	0.11	0.35	0.19	31.3	35.7	41.7	0.35	51.21	111.47	48.67	0	0	0	0.02	0.05	0.03	6.45
2020-10-27	13:28:40	1	0.03	0.03	0.06	37	14.5	32.3	0.06	9.26	8.55	14.7	0	0	0	0.01	0.01	0.01	1.52
2020-10-27	13:28:41	1	0.04	0.03	0.05	10.2	55.6	71.4	0.05	12.36	13.58	21.84	0	0	0	0.01	0.01	0.01	2.03
2020-10-27	13:28:42	1	0.02	0.03	0.03	34.5	3.5	10.2	0.03	5.39	5.35	4.81	0	0	0	0.01	0.01	0.01	1.15
2020-10-27	13:28:43	1	0.01	0.03	0.03	6	4.1	10.6	0.03	2.99	3.5	3.92	0	0	0	0	0.01	0.01	0.7
2020-10-27	13:28:44	1	0.01	0.02	0.03	7.1	4.3	6.6	0.03	6.66	3.44	7.33	0	0	0	0.01	0.01	0.01	0.99
2020-10-27	13:28:45	1	0.01	0.01	0.03	6	9.9	4.4	0.03	2.79	2.31	2.56	0	0	0	0	0	0.01	0.56
2020-10-27	13:28:46	1	0.03	0.02	0.04	31.3	24.4	5.1	0.04	7.82	5.38	6.4	0	0	0	0.01	0.01	0.01	0.99
2020-10-27	13:28:47	1	0.07	0.03	0.07	35.7	14.5	15.4	0.08	15.31	10.71	12.85	0	0	0	0.01	0.01	0.02	2.55
2020-10-27	13:28:48	1	0.03	0.02	0.04	35.7	52.6	8.4	0.04	8.01	7.69	9.58	0	0	0	0.01	0.01	0.01	1.4
2020-10-27	13:28:49	1	0.04	0.03	0.07	28.6	28.6	8.9	0.07	18.91	18.82	27.13	0	0	0	0.01	0.01	0.01	1.87
2020-10-27	13:28:50	1	0.17	0.11	0.09	24.4	66.7	52.6	0.2	44.39	47.36	47.17	0	0	0	0.02	0.01	0.02	5.68
2020-10-27	13:28:51	1	0.12	0.17	0.07	125	200	333.3	0.18	255.21	250.71	166.08	0	0	0	0.02	0.02	0.01	16.02
2020-10-27	13:28:52	1	0.27	0.16	0.12	58.8	45.5	125	0.31	252.61	132.1	107.15	0	0	0	0.03	0.02	0.02	16.94
2020-10-27	13:28:53	1	0.05	0.06	0.05	31.3	41.7	10.8	0.07	14.67	32.86	26.44	0	0	0	0.01	0.01	0.01	2.85
2020-10-27	13:28:54	1	0.08	0.04	0.05	29.4	50	25	0.09	27.49	17.97	19.05	0	0	0	0.01	0.01	0.01	4.07
2020-10-27	13:28:55	1	0.03	0.02	0.04	9.3	21.3	7.9	0.04	11.94	21.45	8.65	0	0	0	0.01	0.01	0.01	1.85
2020-10-27	13:28:56	1	0.03	0.02	0.04	9	14.7	8.2	0.04	28.33	17.95	8.66	0	0	0	0.01	0.01	0.01	2.83
2020-10-27	13:28:57	1	0.06	0.07	0.08	71.4	31.3	19.2	0.1	54.14	34.37	16.73	0	0	0	0.01	0.01	0.01	3.78
2020-10-27	13:28:58	1	0.13	0.13	0.09	32.3	18.5	10.3	0.2	33.89	24.06	23.72	0	0	0	0.02	0.02	0.02	4.56
2020-10-27	13:28:59	1	0.1	0.13	0.1	21.3	5.6	55.6	0.16	65.83	84.22	33.95	0	0	0	0.02	0.01	0.01	6.8
2020-10-27	13:29:00	1	0.01	0.01	0.02	11.5	125	8.7	0.02	9.47	14.06	5.3	0	0	0	0	0	0.01	1.19
2020-10-27	13:29:01	1	0.11	0.09	0.06	41.7	47.6	52.6	0.13	28.53	35.21	17.67	0	0	0	0.02	0.01	0.01	4.63
2020-10-27	13:29:02	1	0.14	0.1	0.14	55.6	52.6	66.7	0.17	49.12	36.7	56.31	0	0	0	0.02	0.02	0.02	5.82
2020-10-27	13:29:03	1	0.01	0.01	0.01	8.5	8.1	12.7	0.02	3.17	3.68	3.28	0	0	0	0	0	0.01	0.62
2020-10-27	13:29:04	1	0.06	0.05	0.07	19.2	45.5	21.3	0.08	22.03	20.06	19.15	0	0	0	0.01	0.01	0.01	2.35
2020-10-27	13:29:05	1	0.04	0.04	0.04	47.6	50	21.7	0.06	21.7	35.59	10.77	0	0	0	0.01	0.01	0.01	3.69
2020-10-27	13:29:06	1	0.08	0.08	0.07	52.6	25.6	28.6	0.11	41.55	41.58	24.83	0	0	0	0.01	0.01	0.02	5.7
2020-10-27	13:29:07	1	0.02	0.02	0.03	40	23.3	9.2	0.03	13.78	19.03	9.12	0	0	0	0	0	0.01	2.03
2020-10-27	13:29:08	1	0.01	0.01	0.02	5.2	8.8	8.8	0.02	6.99	3.96	4.22	0	0	0	0	0	0.01	0.88
2020-10-27	13:29:09	1	0.01	0.02	0.02	7.5	7.8	5.8	0.02	2.8	3.18	2.34	0	0	0	0	0.01	0.01	0.58
2020-10-27	13:29:10	1	0.06	0.03	0.04	52.6	22.2	7.6	0.06	16.02	12.08	11.07	0	0	0	0.01	0.01	0.01	2.24
2020-10-27	13:29:11	1	0.01	0.01	0.01	8.3	8.1	8.3	0.01	2.69	2.01	2.3	0	0	0	0	0	0.01	0.47
2020-10-27	13:29:12	1	0.11	0.19	0.08	66.7	71.4	10.8	0.22	42.07	82.71	31.4	0	0	0	0.01	0.02	0.01	4.31
2020-10-27	13:29:13	1	0.1	0.17	0.2	32.3	41.7	8.1	0.23	44.94	55.58	68.59	0	0	0	0.01	0.02	0.02	3.97
2020-10-27	13:29:14	1	0.11	0.09	0.11	32.3	25.6	7.3	0.14	35.1	51.98	36.19	0	0	0	0.01	0.01	0.02	4.19
2020-10-27	13:29:15	1	0.03	0.03	0.06	41.7	45.5	43.5	0.06	9.42	7.06	19.06	0	0	0	0.01	0.01	0.01	1.54
2020-10-27	13:29:16	1	0.02	0.02	0.02	32.3	9.9	10	0.03	4.89	3.98	2.78	0	0	0	0	0	0.01	0.99
2020-10-27	13:29:17	1	0.02	0.02	0.02	31.3	27.8	13.9	0.03	5.6	3.35	3.7	0	0	0	0	0	0.01	0.89
2020-10-27	13:29:18	1	0.01	0.01	0.02	17.2	11.4	11.5	0.02	3.19	3.34	2.98	0	0	0	0	0	0.01	0.72
2020-10-27	13:29:19	1	0.01	0.01	0.02	6	6.8	7.2	0.02	2.58	3.13	1.98	0	0	0	0	0	0.01	0.47
2020-10-27	13:29:20	1	0.01	0.01	0.02	6.9	8.8	10.5	0.02	2.77	3.16	2.58	0	0	0	0	0	0.01	0.48
2020-10-27	13:29:21	1	0.02	0.01	0.02	31.3	30.3	18.9	0.02	3.99	3.52	3.3	0	0	0	0	0	0	0.64
2020-10-27	13:29:22	1	0.01	0.01	0.02	25.6	6.5	13.7	0.02	3.31	2.88	2.86	0	0	0	0	0	0.01	0.66
2020-10-27	13:29:23	1	0.02	0.01	0.02	13.7	5.7	7.2	0.02	3.61	2.73	2.23	0	0	0	0	0	0.01	0.58
2020-10-27	13:29:24	1	0.02	0.02	0.02	37	50	19.6	0.04	6.14	6.31	5.32	0	0	0	0	0	0.01	1.05
2020-10-27	13:29:25	1	0.04	0.03	0.06	35.7	76.9	18.5	0.06	15.35	14.11	17.63	0	0	0	0.01	0.01	0.01	2.01
2020-10-27	13:29:26	1	0.17	0.18	0.13	43.5	24.4	6.5	0.22	45.84	49.79	27.59	0	0	0	0.03	0.02	0.03	7.27
2020-10-27	13:29:27	1	0.06	0.07	0.09	21.7	66.7	55.6	0.12	25.15	27.65	40.4	0	0	0	0.01	0.01	0.01	3.77
2020-10-27	13:29:28	1	0.42	0.1	0.3	41.7	38.5	50	0.5	154.98	59.37	125.24	0	0	0	0.04	0.02	0.03	11.87
2020-10-27	13:29:29	1	0.19	0.05	0.08	45.5	142.9	166.7	0.2	88.61	55.6	99.53	0	0	0	0.02	0.01	0.01	7.95
2020-10-27	13:29:30	1	0.03	0.06	0.08	11.5	5.7	4.8	0.09	12.36	19.39	17.07	0	0	0	0.01	0.01	0.02	1.55
2020-10-27	13:29:31	1	0.03	0.03	0.07	45.5	125	14.5	0.07	21.96	29.19	34.06	0	0	0	0.01	0	0.01	2.2
2020-10-27	13:29:32	1	0.05	0.07	0.07	40	25.6	21.3	0.09	16.82	19.39	14.07	0	0	0	0.01	0.01	0.01	1.81
2020-10-27	13:29:33	1	0.05	0.04	0.04	40	29.4	71.4	0.06	12.09	8.16	16.95	0	0	0	0.01	0.01	0.01	1.56
2020-10-27	13:29:34	1	0.03	0.05	0.05	13.2	45.5	47.6	0.07	7.59	13.71	14.08	0	0	0	0.01	0.01	0.01	1.63
2020-10-27	13:29:35	1	0.03	0.03	0.03	8.5	33.3	6	0.04	6.22	7.29	3.97	0	0	0	0.01	0.01	0.01	1.31
2020-10-27	13:29:36	1	0.02	0.02	0.02	38.5	22.2	20	0.02	4.91	5.05	4.97	0	0	0	0	0	0.01	0.85
2020-10-27	13:29:37	1	0.01	0.02	0.01	7.9	13	9.7	0.02	3.44	2.91	2.8	0	0	0	0	0	0	0.56
2020-10-27	13:29:38	1	0.01	0.02	0.02	43.5	7.5	7.8	0.02	3.63	3.9	2.9	0	0	0	0	0	0.01	0.59
2020-10-27	13:29:39	1	0.01	0.01	0.02	9	6.6	7.6	0.02	2.97	2.69	1.84	0	0	0	0	0	0.01	0.51
2020-10-27	13:29:40	1	0.01	0.01	0.01	38.5	6.4	4.8	0.01	2.52	3.11	1.91	0	0	0	0	0	0.01	0.56
2020-10-27	13:29:41	1	0.01	0.01	0.01	4.5	5.4	4.2	0.01	2.67	2.74	1.58	0	0	0	0	0	0	0.43
2020-10-27	13:29:42	1	0.02	0.01	0.01	50	34.5	14.1	0.02	5.29	3.69	3.96	0	0	0	0	0	0	0.85
2020-10-27	13:29:43	1	0.01	0.01	0.01	8.8	7.8	5.2	0.01	2.53	2.9	2.17	0	0	0	0	0	0	0.42
2020-10-27	13:29:44	1	0.01	0.01	0.01	3.9	5.5	4.9	0.01	3.05	2.68	1.79	0	0	0	0	0	0	0.49
2020-10-27	13:29:45	1	0.01	0.01	0.01	6.1	8.8	6.3	0.01	2.57	2.8	1.44	0	0	0	0	0	0	0.44
2020-10-27	13:29:46	1	0.01	0.01	0.01	5.6	4.1	6.1	0.01	2.42	2.62	1.64	0	0	0	0	0	0	0.41
2020-10-27	13:29:47	1	0.01	0.01	0.02	8.3	29.4	20	0.02	3.47	3.04	3.07	0	0	0	0	0	0	0.64
2020-10-27	13:29:48	1	0.02	0.02	0.03	28.6	23.3	16.1	0.03	3.85	3.54	4.7	0	0	0	0	0	0.01	0.76
2020-10-27	13:29:49	1	0.01	0	0.01	4.6	10.8	3.7	0.01	2.82	2.86	1.5	0	0	0	0	0	0	0.44
2020-10-27	13:29:50	1	0.03	0.02	0.03	30.3	35.7	16.7	0.04	5.7	5.23	4.56	0	0	0	0	0	0	0.88
2020-10-27	13:29:51	1	0.01	0.01	0.02	10.9	20.4	6.2	0.02	2.85	2.86	2.57	0	0	0	0	0	0	0.58
2020-10-27	13:29:52	1	0.01	0	0.01	7.9	22.2	6.4	0.01	1.95	2.32	1.8	0	0	0	0	0	0	0.44
2020-10-27	13:29:53	1	0.01	0.01	0.01	4.5	4.8	5.9	0.01	1.24	1.18	1.62	0	0	0	0	0	0	0.36
2020-10-27	13:29:54	1	0.01	0.01	0.01	5.9	4.9	5.9	0.01	1.47	1.24	2.73	0	0	0	0	0	0	0.38
2020-10-27	13:29:55	1	0.01	0	0.01	8.3	3.7	7.8	0.01	2.15	2.07	1.55	0	0	0	0	0	0	0.35
2020-10-27	13:29:56	1	0.01	0.01	0.01	4	5.8	4.7	0.01	2.33	2.61	1.66	0	0	0	0	0	0	0.41
2020-10-27	13:29:57	1	0.01	0.01	0.01	6.9	6.9	6.8	0.01	1.32	1.3	1.77	0	0	0	0	0	0	0.38
2020-10-27	13:29:58	1	0.01	0.01	0.02	31.3	9	8.3	0.02	2.69	2	2.63	0	0	0	0	0	0	0.54
2020-10-27	13:29:59	1	0.05	0.02	0.04	34.5	9	17.9	0.06	11.24	6.44	7.53	0	0	0	0.01	0	0.01	2.18
2020-10-27	13:30:00	1	0.04	0.02	0.04	37	37	15.6	0.05	10.86	5.89	5.67	0	0	0	0.01	0	0.01	1.38
2020-10-27	13:30:01	1	0.02	0.02	0.03	31.3	50	22.7	0.03	5.15	4.81	7.73	0	0	0	0.01	0	0.01	1.07
2020-10-27	13:30:02	1	0.02	0.02	0.04	23.3	11.6	12.5	0.04	5.67	6.82	6.29	0	0	0	0	0	0.01	0.87
2020-10-27	13:30:03	1	0.09	0.06	0.1	37	23.3	31.3	0.14	31.01	23.34	28.31	0	0	0	0.01	0.01	0.02	4.14
2020-10-27	13:30:04	1	0.18	0.12	0.09	142.9	111.1	111.1	0.22	162.21	112.39	94.1	0	0	0	0.02	0.01	0.01	12.44
2020-10-27	13:30:05	1	0.04	0.04	0.05	40	32.3	34.5	0.06	13.96	14.15	11	0	0	0	0.01	0.01	0.01	2.3
2020-10-27	13:30:06	1	0.05	0.03	0.06	58.8	27	62.5	0.08	23.25	12.33	23.54	0	0	0	0.01	0.01	0.01	2.82
2020-10-27	13:30:07	1	0.01	0.01	0.02	9	41.7	4.7	0.02	2.93	3.46	4.36	0	0	0	0	0	0.01	0.64
2020-10-27	13:30:08	1	0.02	0.03	0.03	76.9	62.5	45.5	0.04	10.25	13.64	8.72	0	0	0	0	0.01	0.01	1.32

Date	Time	Duration (s	PPV X/Trai	PPV Y/Lon	PPV Z/Ver	ZC Freq X/	ZC Freq Y/	ZC Freq Z/	PVS (mm/s	Pk Accel X,	Pk Accel Y,	Pk Accel Z,	Pk Displ X/	Pk Displ Y/	Pk Displ Z/	RMS Vel X	RMS Vel Y,	RMS Vel Z/V	RMS Accel
2020-10-27	13:30:09	1	0.01	0.01	0.01	4.2	15.6	5.3	0.01	2.13	2.39	2.53	0	0	0	0	0	0	0.48
2020-10-27	13:30:10	1	0.01	0.01	0.01	11.6	7.5	5.8	0.01	1.65	2.2	1.95	0	0	0	0	0	0	0.42
2020-10-27	13:30:11	1	0.03	0.04	0.06	43.5	35.7	28.6	0.06	8.95	12.31	15.97	0	0	0	0	0.01	0.01	1.15
2020-10-27	13:30:12	1	0.09	0.16	0.09	66.7	52.6	6.7	0.18	40.25	57.69	24.52	0	0	0	0.01	0.02	0.02	5.7
2020-10-27	13:30:13	1	0.67	0.45	0.29	23.8	26.3	35.7	0.86	242.94	131.19	137.16	0	0	0	0.06	0.05	0.04	17.37
2020-10-27	13:30:14	1	0.1	0.05	0.08	6	30.3	6.1	0.11	19.26	20.99	14.62	0	0	0	0.02	0.01	0.02	3.93
2020-10-27	13:30:15	1	0.03	0.02	0.04	52.6	28.6	6.6	0.05	9.6	5.7	9.09	0	0	0	0	0.01	0.01	1.3
2020-10-27	13:30:16	1	0.02	0.03	0.03	33.3	40	8.7	0.03	7.31	6.09	5.42	0	0	0	0.01	0.01	0.01	1.21
2020-10-27	13:30:17	1	0.02	0.02	0.03	30.3	33.3	9.9	0.03	5.29	4.79	3.13	0	0	0	0	0	0.01	0.85
2020-10-27	13:30:18	1	0.01	0.01	0.02	23.3	27.8	8.3	0.02	3.05	3.29	3.11	0	0	0	0	0	0.01	0.53
2020-10-27	13:30:19	1	0.01	0.01	0.02	38.5	32.3	7.8	0.02	2.98	2.24	2.3	0	0	0	0	0	0.01	0.56
2020-10-27	13:30:20	1	0.01	0.01	0.01	8.3	7.6	8.2	0.01	1.8	1.88	1.83	0	0	0	0	0	0.01	0.45
2020-10-27	13:30:21	1	0.01	0.01	0.01	4.8	5.2	8.5	0.01	2.62	2.74	1.82	0	0	0	0	0	0.01	0.41
2020-10-27	13:30:22	1	0.01	0.01	0.02	41.7	13.5	12.5	0.02	3.83	2.42	3.33	0	0	0	0	0	0.01	0.65
2020-10-27	13:30:23	1	0.01	0.01	0.02	37	8.6	8.1	0.02	2.23	1.94	2.02	0	0	0	0	0	0.01	0.55
2020-10-27	13:30:24	1	0.01	0.01	0.02	12	6	8.8	0.02	1.91	1.74	2.61	0	0	0	0	0	0.01	0.48
2020-10-27	13:30:25	1	0.01	0.01	0.02	6	7.9	5.9	0.02	1.4	1.3	1.73	0	0	0	0	0	0.01	0.4
2020-10-27	13:30:26	1	0.01	0.01	0.02	6.3	5.5	7.1	0.02	1.3	1.42	2.03	0	0	0	0	0	0.01	0.36
2020-10-27	13:30:27	1	0.01	0.01	0.02	6.3	4.8	6.6	0.02	1.28	1.23	1.88	0	0	0	0	0	0.01	0.35
2020-10-27	13:30:28	1	0.01	0.01	0.02	28.6	12.5	5	0.02	2.34	3	2.2	0	0	0	0	0	0.01	0.44
2020-10-27	13:30:29	1	0.01	0.01	0.02	6.9	8.1	4.1	0.02	2.54	2.76	1.85	0	0	0	0	0	0.01	0.45
2020-10-27	13:30:30	1	0.01	0.01	0.01	5.6	6.7	5.9	0.01	3.63	2.94	3.11	0	0	0	0	0	0	0.61
2020-10-27	13:30:31	1	0.01	0.02	0.02	38.5	7.1	9.1	0.02	4.21	5.23	7.17	0	0	0	0	0	0.01	0.79
2020-10-27	13:30:32	1	0.01	0.01	0.01	4.5	5.1	6.3	0.01	1.78	2.23	1.58	0	0	0	0	0	0.01	0.41
2020-10-27	13:30:33	1	0.01	0.01	0.01	8.9	7.7	15.4	0.01	2.79	3.1	1.59	0	0	0	0	0	0	0.48
2020-10-27	13:30:34	1	0.01	0.01	0.01	4	6.2	6.4	0.02	4.42	2.35	2.3	0	0	0	0	0	0	0.56
2020-10-27	13:30:35	1	0.01	0.02	0.02	3.9	3.4	7	0.02	2.87	3.16	2.91	0	0	0	0	0.01	0.01	0.57
2020-10-27	13:30:36	1	0.01	0.01	0.03	4.4	5	4	0.03	1.68	1.55	2.11	0	0	0	0	0.01	0.01	0.5
2020-10-27	13:30:37	1	0.01	0.01	0.04	5.2	4.2	4.3	0.04	1.88	1.73	2.32	0	0	0	0	0	0.02	0.62
2020-10-27	13:30:38	1	0.02	0.01	0.04	8.7	4.6	7.1	0.04	3.49	2.77	3.1	0	0	0	0.01	0	0.01	0.8
2020-10-27	13:30:39	1	0.05	0.03	0.09	11.1	11.5	13	0.09	5.33	3.76	7.88	0	0	0	0.01	0.01	0.02	1.54
2020-10-27	13:30:40	1	0.07	0.03	0.11	7.7	8.5	9.9	0.12	11	5.12	9.18	0	0	0	0.02	0.01	0.03	2.37
2020-10-27	13:30:41	1	0.15	0.06	0.21	8.4	11.2	9.7	0.22	23.78	8.61	18.34	0	0	0	0.03	0.01	0.05	3.81
2020-10-27	13:30:42	1	0.07	0.04	0.11	13.3	6.6	10.9	0.12	10.41	6.04	10.8	0	0	0	0.02	0.01	0.03	3.11
2020-10-27	13:30:43	1	0.06	0.05	0.08	21.7	5.3	8.8	0.08	13.74	6.9	8.68	0	0	0	0.02	0.01	0.03	3.09
2020-10-27	13:30:44	1	0.02	0.02	0.03	5.1	4.3	5.9	0.03	2.66	2.06	2.58	0	0	0	0.01	0.01	0.01	0.58
2020-10-27	13:30:45	1	0.01	0.01	0.01	5.1	3.3	6.3	0.02	2.3	2.25	4.03	0	0	0	0	0.01	0	0.4
2020-10-27	13:30:46	1	0.01	0.01	0.01	4	33.3	5.2	0.01	2.68	2.37	1.7	0	0	0	0	0	0	0.51
2020-10-27	13:30:47	1	0.01	0.01	0.02	4.5	4.1	9.3	0.02	2.13	1.5	1.76	0	0	0	0	0	0.01	0.57
2020-10-27	13:30:48	1	0.03	0.02	0.04	13.7	6	9.5	0.05	3.75	2.85	3.73	0	0	0	0.01	0.01	0.01	0.88
2020-10-27	13:30:49	1	0.02	0.02	0.03	10.9	8	4.5	0.03	5.41	3.28	4.91	0	0	0	0.01	0.01	0.01	1.04
2020-10-27	13:30:50	1	0.01	0.01	0.02	5	9.4	6.4	0.02	2.4	1.94	2.23	0	0	0	0	0	0.01	0.6
2020-10-27	13:30:51	1	0.01	0.01	0.01	5.6	3.5	3.5	0.02	3.53	3.45	3.08	0	0	0	0	0	0.01	0.75
2020-10-27	13:30:52	1	0.01	0.01	0.02	5.7	5.8	5.4	0.02	1.96	1.32	2.3	0	0	0	0	0	0.01	0.48
2020-10-27	13:30:53	1	0.01	0.01	0.01	6	4.8	5.5	0.02	1.52	1.34	1.86	0	0	0	0	0	0.01	0.43
2020-10-27	13:30:54	1	0.01	0.01	0.01	4.1	3.4	5.3	0.01	4.83	2.24	7.22	0	0	0	0	0	0	0.56
2020-10-27	13:30:55	1	0.01	0.02	0.02	4.1	3.1	6.6	0.02	1.58	1.26	1.92	0	0	0	0	0.01	0.01	0.44
2020-10-27	13:30:56	1	0.01	0.01	0.02	5.3	5.3	6.7	0.02	2.26	2.14	2.22	0	0	0	0	0	0.01	0.47
2020-10-27	13:30:57	1	0.01	0.01	0.01	3.7	5.7	5.9	0.01	4.12	2.73	3.4	0	0	0	0	0	0.01	0.54
2020-10-27	13:30:58	1	0.01	0.01	0.01	5.5	7.6	7.5	0.01	2.35	2.4	1.79	0	0	0	0	0	0	0.49
2020-10-27	13:30:59	1	0.01	0.01	0.02	6.4	7.6	5.8	0.02	2.32	2.39	1.99	0	0	0	0	0	0.01	0.47
2020-10-27	13:31:00	1	0.01	0.01	0.02	7.4	7.6	7.9	0.02	2.72	2.91	2.06	0	0	0	0	0	0.01	0.49
2020-10-27	13:31:01	1	0.01	0.01	0.02	8.6	3.5	6	0.02	2.11	2.99	2.06	0	0	0	0	0	0.01	0.52
2020-10-27	13:31:02	1	0.01	0.01	0.02	6.5	5	4.6	0.02	2.53	1.96	3.02	0	0	0	0	0	0.01	0.53
2020-10-27	13:31:03	1	0.01	0.01	0.02	6.7	4	5.3	0.02	2.37	2.78	2.15	0	0	0	0	0	0.01	0.6
2020-10-27	13:31:04	1	0.01	0.01	0.01	11.8	4	6.3	0.01	1.84	2.46	1.98	0	0	0	0	0	0	0.49
2020-10-27	13:31:05	1	0.01	0.01	0.01	4.3	5.7	9.5	0.01	2.21	2.29	1.75	0	0	0	0	0	0	0.42
2020-10-27	13:31:06	1	0.01	0.01	0.01	6.5	5.7	8.1	0.01	1.64	1.3	1.41	0	0	0	0	0	0	0.37
2020-10-27	13:31:07	1	0.01	0.01	0.01	6.7	5	8	0.01	2.54	2.49	1.5	0	0	0	0	0	0	0.4
2020-10-27	13:31:08	1	0.01	0.01	0.02	5.7	3.4	5.7	0.02	1.57	1.14	1.84	0	0	0	0	0	0.01	0.38
2020-10-27	13:31:09	1	0.01	0.01	0.01	5.7	2.8	6.7	0.01	2.74	2.68	1.62	0	0	0	0	0	0	0.38
2020-10-27	13:31:10	1	0.01	0.01	0.01	3	7.1	6.3	0.01	2.79	2.17	1.68	0	0	0	0	0	0	0.38
2020-10-27	13:31:11	1	0.01	0.01	0.01	6.2	6.9	4.8	0.01	1.31	1.09	1.58	0	0	0	0	0	0	0.36
2020-10-27	13:31:12	1	0	0.01	0.01	6.8	7.3	9.4	0.01	1.2	1.26	1.63	0	0	0	0	0	0	0.35
2020-10-27	13:31:13	1	0.01	0.01	0.02	8	8.5	9	0.02	1.64	1.94	2.13	0	0	0	0	0	0.01	0.37
2020-10-27	13:31:14	1	0	0.01	0.01	4.7	5.6	5.4	0.01	1.13	1.15	1.75	0	0	0	0	0	0	0.35
2020-10-27	13:31:15	1	0.01	0.01	0.01	5.3	6.5	6.9	0.01	1.21	1.24	1.53	0	0	0	0	0	0	0.34
2020-10-27	13:31:16	1	0.01	0.01	0.02	9	10	9.4	0.02	1.39	1.2	1.73	0	0	0	0	0	0.01	0.36
2020-10-27	13:31:17	1	0.01	0.01	0.01	10.3	7.2	8.1	0.01	2.68	1.63	1.83	0	0	0	0	0	0.01	0.39
2020-10-27	13:31:18	1	0.01	0.01	0.02	8.1	7.2	5.4	0.02	1.36	1.39	1.5	0	0	0	0	0	0.01	0.34
2020-10-27	13:31:19	1	0.01	0.01	0.01	7.6	4.2	7.5	0.01	2.19	2.81	1.55	0	0	0	0	0	0	0.37
2020-10-27	13:31:20	1	0.01	0	0.01	4.3	3	6	0.01	1.24	1.03	1.54	0	0	0	0	0	0	0.36
2020-10-27	13:31:21	1	0.01	0	0.01	3.2	9	8.3	0.01	1.25	1.27	1.53	0	0	0	0	0	0	0.35
2020-10-27	13:31:22	1	0.01	0.01	0.01	6.5	6.4	7.3	0.01	1.58	1.89	1.82	0	0	0	0	0	0	0.36
2020-10-27	13:31:23	1	0.01	0.01	0.01	8.2	3.3	7.7	0.01	1.26	1.68	1.63	0	0	0	0	0	0	0.37
2020-10-27	13:31:24	1	0.01	0.01	0.01	6.5	4	5.8	0.01	2.32	1.57	1.8	0	0	0	0	0	0	0.37
2020-10-27	13:31:25	1	0.01	0.01	0.01	3.8	4.5	3.9	0.01	1.56	0.97	1.54	0	0	0	0	0	0	0.34
2020-10-27	13:31:26	1	0.01	0.01	0.01	7.1	3.9	4.9	0.01	1.26	1.54	1.65	0	0	0	0	0	0	0.34
2020-10-27	13:31:27	1	0.01	0.01	0.02	6.8	10.2	9.4	0.02	1.39	1.17	1.78	0	0	0	0	0	0.01	0.34
2020-10-27	13:31:28	1	0.01	0	0.01	4.1	6.2	5.3	0.01	2.38	2.95	1.54	0	0	0	0	0	0	0.36
2020-10-27	13:31:29	1	0.01	0.01	0.01	4	4.1	6.1	0.01	1.12	1.01	1.39	0	0	0	0	0	0	0.34
2020-10-27	13:31:30	1	0.01	0.01	0.01	3.5	6.8	4.6	0.01	2.65	2.49	1.53	0	0	0	0	0	0	0.36
2020-10-27	13:31:31	1	0.01	0.01	0.02	4.3	5.2	5.3	0.02	2.23	2.43	1.85	0	0	0	0	0	0.01	0.41
2020-10-27	13:31:32	1	0.01	0.01	0.01	9.1	3.2	4.8	0.01	3.67	2.99	4	0	0	0	0	0	0	0.7
2020-10-27	13:31:33	1	0.01	0.01	0.01	9.9	4.3	5.2	0.01	2.91	3.17	1.98	0	0	0	0	0	0	0.53
2020-10-27	13:31:34	1	0.01	0.01	0.01	3.4	4.5	5.2	0.01	3.01	2.65	1.5	0	0	0	0	0	0	0.46
2020-10-27	13:31:35	1	0.01	0.01	0.01	5.8	7.2	5.9	0.01	2.95	2.56	1.69	0	0	0	0	0	0	0.42
2020-10-27	13:31:36	1	0.01	0.01	0.01	25.6	4.1	6.5	0.01	2.5	3.6	2.11	0	0	0	0	0	0	0.55
2020-10-27	13:31:37	1	0.01	0.01	0.01	25.6	14.1	5	0.01	3.71	3.17	2.1	0	0	0	0	0	0	0.65
2020-10-27	13:31:38	1	0.01	0.01	0.01	7.1	8.2	4.4	0.01	1.45	1.31	1.65	0	0	0	0	0	0.01	0.41
2020-10-27	13:31:39	1	0.01	0	0.01	6	7.1	4.5	0.01	2.5	2.86	1.82	0	0	0	0	0	0.01	0.44
2020-10-27	13:31:40	1	0.02	0.01	0.04	30.3	6.3	12.8	0.04	5.08	3.24	5.36	0	0	0	0	0	0.01	0.84
2020-10-27	13:31:41	1	0.03	0.01	0.03	17.2	41.7	6.6	0.04	6.54	2.97	4.63	0	0	0	0.01	0	0.01	1.2
2020-10-27	13:31:42	1	0.04	0.01	0.03	12.2	5.2	8.4	0.04	4.69	3.31	6.02	0	0	0	0.01	0	0.01	0.93
2020-10-27	13:31:43	1	0.02	0.02	0.02	26.3	58.8	12.5	0.03	5.35	8.51	5.24	0	0	0	0.01	0	0.01	1.14
2020-10-27	13:31:44	1	0.04	0.07	0.04	50	28.6	43.5	0.07	14.15	20.14	11.85	0	0	0	0.01	0.01	0.01	2
2020-10-27	13:31:45	1	0.1	0.14	0.06	58.8	34.5	50	0.15	43.95	44.09	22.38	0	0	0	0.01	0.02	0.01	4.63
2020-10-27	13:31:46	1	2.01	7.26	5.26	71.4	28.6	13.7	8.16	1049.5	4348.9	1861.15	0	0.02	0.01	0.2	0.62	0.42	84.7
2020-10-27	13:31:47	1	0.03	0.04	0.06	7.1	6.7	100	0.06	13.25	15.83	34.33	0	0	0	0.01	0.01	0.02	2.48
2020-10-27	13:31:48	1	0.01	0.01	0.02	16.4	6.9	7.8	0.02	3.93	3.5	3.53	0	0	0	0	0	0.01	0.88
2020-10-27	13:31:49	1	0.02	0.01	0.01	41.7	29.4	6.5	0.02	4.66	3.53	3.06	0	0	0	0	0	0.01	1.02
2020-10-27	13:31:50	1	0.01	0.01	0.01	6.5	7.5	7.9	0.02	2.71	2.74	1.9	0	0	0	0	0	0.01	0.64
2020-10-27	13:31:51	1	0.03	0.06	0.03	22.2	9.6	43.5	0.07	16.47	15.26	13.69	0	0	0	0.01	0.01	0.01	2.13
2020-10-27	13:31:52	1	0.03	0.03	0.02	32.3	13.9	10	0.04	13.75	7.16	9.38	0	0	0	0	0.01	0.01	1.6
2020-10-27	13:31:53	1	0.03	0.05	0.05	71.4	30.3	2.3	0.07	16.33	22.4	12.29	0	0	0	0.01	0.01	0.01	1.5
2020-10-27	13:31:54	1	0.04	0.03	0.03	41.7	40	5	0.04	9.2	8.61	9.05	0	0	0	0.01	0.01	0.01	1.51
2020-10-27	13:31:55	1	0.02	0.02	0.02	31.3	40	5.5	0.02	3	4.17	4.8	0	0	0	0	0	0.01	0.64
2020-10-27	13:31:56	1	0.03	0.01	0.02	33.3	8.4	5.1	0.03	6.54	3.74	5.05	0	0	0	0	0	0.01	0.94
2020-10-27	13:31:57	1	0.01	0.01	0.02	11.4	4.6	6.8	0.02	3.88	2.53	1.86	0	0	0	0	0	0.01	0.54
2020-10-27	13:31:58	1	0.01	0.01	0.01	8	4.1	4.2	0.01	3.04	3.31	1.61	0	0	0	0	0	0	0.43
2020-10-27	13:31:59	1	0.01	0.01	0.01	12	6.2	6.5	0.02	2.55	2.66	2.15	0	0	0	0	0	0.01	0.52
2020-10-27	13:32:00	1	0.01	0.01	0.03	8.8	7.2	6.3	0.03	2.87	1.8	2.68	0	0	0	0	0	0.01	0.62
2020-10-27	13:32:01	1	0.01	0.01	0.03	35.7	11.9	6.9	0.03	4.39	3.2	5.03	0	0	0	0	0	0.01	0.75
2020-10-27	13:32:02	1	0.01	0.01	0.02	8.9	4.9	7.1	0.02	2.17	2.81	1.77	0	0	0	0	0	0.01	0.42
2020-10-27	13:32:03	1	0.01	0.01	0.02	5.4	5.7	7.9	0.03	2.08	2.12	2.41	0	0	0	0.01	0.01	0.01	0.45
2020-10-27	13:32:04	1	0.01	0.02	0.04	6.2	4.9	5.1	0.04	2.55	2.7	2.2	0	0	0	0.01	0.01	0.02	0.57
2020-10-27	13:32:05	1	0.01	0.01	0.02	6.8	6.4	3.7	0.02	2.39	2.32	1.69	0	0	0	0	0	0.01	0.47
2020-10-27	13:32:06	1	0.01	0.01	0.02	6.8	6.4	6.5	0.03	2.44	2.52	1.98	0	0	0	0	0	0.01	0.44

Date	Time	Duration (s	PPV X/Trai	PPV Y/Lon	PPV Z/Ver	ZC Freq X/	ZC Freq Y/	ZC Freq Z/	PVS (mm/s	Pk Accel X,	Pk Accel Y,	Pk Accel Z,	Pk Displ X/	Pk Displ Y/	Pk Displ Z/	RMS Vel X	RMS Vel Y,	RMS Vel Z/V	RMS Accel
2020-10-27	13:32:07	1	0.01	0.01	0.02	6.4	4	7.6	0.02	3.24	2.74	2.32	0	0	0	0	0	0.01	0.57
2020-10-27	13:32:08	1	0.01	0.01	0.02	7.3	10.3	6.4	0.02	2.24	2.33	2.05	0	0	0	0	0	0.01	0.52
2020-10-27	13:32:09	1	0.01	0.01	0.02	7.4	7.9	5.9	0.02	1.41	1.31	1.91	0	0	0	0	0	0.01	0.37
2020-10-27	13:32:10	1	0.01	0.01	0.01	7.2	4.3	9.6	0.01	2.55	3.12	1.91	0	0	0	0	0	0	0.42
2020-10-27	13:32:11	1	0.01	0.01	0.01	5.5	4.8	4.6	0.01	2.87	2.85	2.09	0	0	0	0	0	0.01	0.46
2020-10-27	13:32:12	1	0.01	0.01	0.02	5.6	8.5	5.4	0.02	2.3	3.17	1.73	0	0	0	0	0	0.01	0.47
2020-10-27	13:32:13	1	0.01	0.01	0.02	3.7	6.5	7.1	0.02	2.52	2.49	1.91	0	0	0	0	0	0.01	0.38
2020-10-27	13:32:14	1	0.01	0.01	0.01	4	4.7	7.9	0.01	2.66	2.93	1.82	0	0	0	0	0	0	0.42
2020-10-27	13:32:15	1	0.01	0.01	0.01	3.8	6.3	7.2	0.01	2.7	2.63	2.76	0	0	0	0	0	0	0.4
2020-10-27	13:32:16	1	0.01	0.01	0.01	5	8	3.6	0.01	1.34	1.23	1.86	0	0	0	0	0	0	0.37
2020-10-27	13:32:17	1	0.01	0.01	0.01	3.9	8.7	7.6	0.01	2.54	2.08	1.72	0	0	0	0	0	0	0.43
2020-10-27	13:32:18	1	0.01	0.01	0.01	5.4	6	7.6	0.01	2.34	2.57	1.9	0	0	0	0	0	0	0.37
2020-10-27	13:32:19	1	0.01	0.01	0.02	6.5	6.8	7.9	0.02	2.19	2.56	1.91	0	0	0	0	0	0.01	0.39
2020-10-27	13:32:20	1	0.01	0.01	0.01	9.3	8	6.6	0.01	2.64	2.13	1.52	0	0	0	0	0	0	0.39
2020-10-27	13:32:21	1	0	0	0.01	8	6.9	5	0.01	2.33	1.92	1.62	0	0	0	0	0	0	0.36
2020-10-27	13:32:22	1	0.01	0.01	0.01	5.9	9	7.2	0.01	2.42	2.7	1.59	0	0	0	0	0	0	0.42
2020-10-27	13:32:23	1	0.01	0.01	0.01	7.9	6.8	8.8	0.01	2.26	2.68	1.78	0	0	0	0	0	0	0.4
2020-10-27	13:32:24	1	0.01	0.01	0.01	4.5	9.1	9.1	0.01	2.59	2.6	1.62	0	0	0	0	0	0	0.37
2020-10-27	13:32:25	1	0.01	0.01	0.01	9.6	4	8.1	0.01	2.54	2.5	1.8	0	0	0	0	0	0	0.44
2020-10-27	13:32:26	1	0.01	0.01	0.01	5	5.4	8.3	0.01	2.49	2.83	1.95	0	0	0	0	0	0	0.4
2020-10-27	13:32:27	1	0.01	0.01	0.01	4.8	3.7	4.5	0.01	2.3	2.56	1.6	0	0	0	0	0	0	0.37
2020-10-27	13:32:28	1	0.01	0	0.01	4	5.5	8.1	0.01	1.27	1.23	1.65	0	0	0	0	0	0	0.35
2020-10-27	13:32:29	1	0.01	0	0.01	4.8	6.5	6.4	0.01	2.12	2.78	1.41	0	0	0	0	0	0	0.4
2020-10-27	13:32:30	1	0.01	0.01	0.01	22.2	6.8	5.5	0.01	2.46	2.6	1.8	0	0	0	0	0	0	0.47
2020-10-27	13:32:31	1	0.01	0.01	0.01	28.6	6.6	10	0.01	2.69	2.16	2.07	0	0	0	0	0	0	0.53
2020-10-27	13:32:32	1	0.01	0.01	0.01	3.6	7.5	8.8	0.01	2.71	2.6	1.73	0	0	0	0	0	0	0.45
2020-10-27	13:32:33	1	0.01	0.01	0.01	4.3	5.3	8.8	0.01	3.01	2.89	2.12	0	0	0	0	0	0.01	0.47
2020-10-27	13:32:34	1	0.01	0.01	0.01	5.6	3.4	7.2	0.01	2.67	2.69	1.45	0	0	0	0	0	0	0.46
2020-10-27	13:32:35	1	0.01	0.01	0.01	4.1	5.9	5.6	0.01	3.46	2.79	1.58	0	0	0	0	0	0	0.44
2020-10-27	13:32:36	1	0.01	0.01	0.01	5.7	3.6	7	0.01	2.82	2.53	1.49	0	0	0	0	0	0.01	0.38
2020-10-27	13:32:37	1	0.01	0	0.01	3.3	10.1	6.5	0.01	2.51	2.96	2.12	0	0	0	0	0	0	0.43
2020-10-27	13:32:38	1	0.01	0.01	0.01	9	7	8.5	0.01	2.77	3.04	1.8	0	0	0	0	0	0	0.48
2020-10-27	13:32:39	1	0.01	0.01	0.01	7.9	8.7	6.6	0.01	2.51	3.03	1.55	0	0	0	0	0	0	0.43
2020-10-27	13:32:40	1	0.01	0.01	0.01	7.3	7.9	8.3	0.01	2.77	3	1.39	0	0	0	0	0	0	0.43
2020-10-27	13:32:41	1	0.01	0.01	0.01	3.2	7.9	7.7	0.01	2.76	3.29	1.8	0	0	0	0	0	0.01	0.47
2020-10-27	13:32:42	1	0.01	0.01	0.01	2.9	3.4	6	0.01	3.21	2.81	1.6	0	0	0	0	0	0	0.43
2020-10-27	13:32:43	1	0.01	0.01	0.01	5.1	7.4	7.1	0.01	2.72	3.25	1.67	0	0	0	0	0	0	0.44
2020-10-27	13:32:44	1	0.01	0.01	0.01	4.3	5.6	6.3	0.01	2.48	3.09	1.5	0	0	0	0	0	0	0.43
2020-10-27	13:32:45	1	0.01	0.01	0.01	7.4	8.5	9.2	0.01	2.44	2.79	1.59	0	0	0	0	0	0	0.43
2020-10-27	13:32:46	1	0.01	0.01	0.01	7.1	5.6	5.1	0.01	2.63	2.71	1.58	0	0	0	0	0	0	0.43
2020-10-27	13:32:47	1	0.01	0	0.01	3	9.3	5	0.01	2.5	2.99	1.67	0	0	0	0	0	0	0.45
2020-10-27	13:32:48	1	0.01	0.01	0.01	6.5	6.9	6.9	0.01	2.59	3.05	1.53	0	0	0	0	0	0	0.43
2020-10-27	13:32:49	1	0.01	0.01	0.02	7.9	8.1	10	0.02	2.87	3.15	1.6	0	0	0	0	0	0.01	0.45
2020-10-27	13:32:50	1	0.01	0.01	0.02	9.4	7.8	8.4	0.02	3.38	2.83	2.27	0	0	0	0	0	0.01	0.46
2020-10-27	13:32:51	1	0.01	0.02	0.03	10.1	12.5	10.9	0.04	3.04	3.53	2.88	0	0	0	0	0.01	0.01	0.5
2020-10-27	13:32:52	1	0.01	0.02	0.03	8.9	9.2	11.2	0.03	2.6	3	3.07	0	0	0	0	0	0.01	0.47
2020-10-27	13:32:53	1	0.01	0.01	0.02	7.2	7.8	7.5	0.02	2.74	2.62	2	0	0	0	0	0	0.01	0.46
2020-10-27	13:32:54	1	0.01	0.01	0.01	6.8	5.3	9	0.02	2.58	3.02	1.74	0	0	0	0	0	0.01	0.47
2020-10-27	13:32:55	1	0.01	0.01	0.02	5.3	9.9	8.7	0.02	2.6	2.84	1.77	0	0	0	0	0	0.01	0.44
2020-10-27	13:32:56	1	0.01	0.01	0.02	7.4	8.4	6.3	0.02	2.66	2.88	2.07	0	0	0	0	0	0.01	0.46
2020-10-27	13:32:57	1	0.01	0.01	0.03	5.6	6.1	8.5	0.03	3.46	2.95	2.64	0	0	0	0	0	0.01	0.5
2020-10-27	13:32:58	1	0.01	0.01	0.03	7.1	7.7	7.9	0.03	2.6	3.4	2.61	0	0	0	0	0.01	0.01	0.47
2020-10-27	13:32:59	1	0.01	0.01	0.01	6.9	3.7	6	0.01	3.13	2.91	1.78	0	0	0	0	0	0	0.44
2020-10-27	13:33:00	1	0.01	0.01	0.01	11.4	7.2	3.8	0.01	2.85	2.72	1.77	0	0	0	0	0	0.01	0.46
2020-10-27	13:33:01	1	0.01	0.01	0.02	4.8	7.2	6.3	0.02	2.67	2.9	1.71	0	0	0	0	0	0.01	0.47
2020-10-27	13:33:02	1	0.01	0.01	0.02	5.1	8	7.8	0.02	2.9	3.02	2.1	0	0	0	0	0	0.01	0.45
2020-10-27	13:33:03	1	0.01	0.01	0.02	5.5	6.9	5.8	0.02	2.85	2.87	2	0	0	0	0	0	0.01	0.48
2020-10-27	13:33:04	1	0.01	0.02	0.03	7	5.5	6	0.03	2.58	2.96	2.25	0	0	0	0	0.01	0.01	0.46
2020-10-27	13:33:05	1	0.01	0.01	0.03	6.8	6.7	6	0.03	2.68	2.91	1.93	0	0	0	0	0	0.01	0.46
2020-10-27	13:33:06	1	0.01	0.01	0.03	7	3.8	5.1	0.03	2.63	2.98	2.08	0	0	0	0	0	0.01	0.48
2020-10-27	13:33:07	1	0.01	0.01	0.03	3.4	4.4	5.1	0.03	2.69	3.08	1.54	0	0	0	0	0	0.01	0.44
2020-10-27	13:33:08	1	0.01	0.01	0.02	4.9	6.3	4.8	0.02	2.44	2.77	1.67	0	0	0	0	0	0.01	0.46
2020-10-27	13:33:09	1	0.01	0.01	0.02	7.2	7.8	7.9	0.02	3.14	3.04	1.73	0	0	0	0	0	0.01	0.45
2020-10-27	13:33:10	1	0.01	0.01	0.01	6.9	5.7	7.8	0.01	3.02	2.88	1.44	0	0	0	0	0	0	0.43
2020-10-27	13:33:11	1	0.01	0.01	0.01	6.7	4.7	6	0.02	2.84	2.78	3.98	0	0	0	0	0	0.01	0.47
2020-10-27	13:33:12	1	0.01	0.01	0.02	8.5	8.4	4	0.02	3.85	3.14	1.89	0	0	0	0	0	0.01	0.47
2020-10-27	13:33:13	1	0.01	0.01	0.01	4.7	3.6	6.6	0.01	2.68	3.12	6.21	0	0	0	0	0	0	0.46
2020-10-27	13:33:14	1	0.01	0.01	0.01	4.1	3.6	4.9	0.01	3.59	4.1	1.53	0	0	0	0	0	0	0.49
2020-10-27	13:33:15	1	0.01	0.01	0.02	6.5	9.9	6.1	0.02	2.91	3.25	1.7	0	0	0	0	0	0.01	0.45
2020-10-27	13:33:16	1	0.01	0.01	0.01	10	6.9	6.8	0.01	6.31	3.16	1.7	0	0	0	0	0	0	0.55
2020-10-27	13:33:17	1	0.01	0.01	0.01	6.2	8.5	7.8	0.01	2.91	3.07	2.28	0	0	0	0	0	0.01	0.51
2020-10-27	13:33:18	1	0.01	0.01	0.01	5.8	7.2	6.3	0.01	2.73	3.04	3.14	0	0	0	0	0	0	0.45
2020-10-27	13:33:19	1	0.01	0.01	0.02	8.8	6.1	6	0.02	2.98	2.88	1.86	0	0	0	0	0	0.01	0.47
2020-10-27	13:33:20	1	0.01	0.01	0.03	7.9	5.5	5.9	0.03	2.86	3.27	5.12	0	0	0	0	0	0.01	0.49

Date	Time	Duration (s	PPV X/Trar	PPV Y/Lon	PPV Z/Vert	ZC Freq X/	ZC Freq Y/I	ZC Freq Z/\	PVS (mm/s	Pk Accel X	Pk Accel Y	Pk Accel Z	Pk Displ X/	Pk Displ Y/	Pk Displ Z/	RMS Vel X/	RMS Vel Y/	RMS Vel Z/	RMS Accel
2020-10-27	14:21:55	1	0.06	0.09	0.17	7	5.9	9.2	0.18	8.42	9.06	12.76	0	0	0	0.02	0.03	0.07	2.54
2020-10-27	14:21:56	1	0.07	0.12	0.28	9.9	7.9	6.5	0.28	7.07	8.08	18.71	0	0	0.01	0.03	0.05	0.1	2.46
2020-10-27	14:21:57	1	0.08	0.1	0.25	5.3	7.3	6.7	0.26	7.92	7.05	13.12	0	0	0.01	0.03	0.04	0.12	2.3
2020-10-27	14:21:58	1	0.07	0.1	0.3	6.6	8.4	7.8	0.3	7.84	8.06	17.28	0	0	0.01	0.02	0.04	0.1	2.13
2020-10-27	14:21:59	1	0.07	0.13	0.23	5.3	6.3	7.9	0.24	6.58	8.97	14.65	0	0	0	0.03	0.05	0.1	2.41
2020-10-27	14:22:00	1	0.08	0.1	0.21	9.1	8	7.2	0.21	8.56	7.5	12.9	0	0	0	0.03	0.04	0.08	2.4
2020-10-27	14:22:01	1	0.07	0.11	0.19	5.4	10.1	8.1	0.19	6.4	8.98	13.24	0	0	0	0.03	0.04	0.08	2.12
2020-10-27	14:22:02	1	0.06	0.11	0.26	5.8	7.8	7.4	0.26	6.7	8.32	15.32	0	0	0.01	0.03	0.04	0.09	2.18
2020-10-27	14:22:03	1	0.08	0.12	0.2	4.3	7	7.5	0.21	8.3	7.12	12.88	0	0	0	0.03	0.05	0.09	2.6
2020-10-27	14:22:04	1	0.09	0.1	0.22	6.3	6.6	8	0.23	8.01	8.45	14.02	0	0	0	0.03	0.04	0.08	2.73
2020-10-27	14:22:05	1	0.08	0.09	0.31	7.7	5.3	7.8	0.31	9.29	8.58	17.41	0	0	0.01	0.03	0.04	0.14	2.84
2020-10-27	14:22:06	1	0.1	0.11	0.25	3.5	5.2	5.7	0.25	8.57	7.28	16.15	0	0	0.01	0.04	0.04	0.11	2.9
2020-10-27	14:22:07	1	0.08	0.12	0.24	9.6	7.5	8.6	0.24	8.6	8.32	15.49	0	0	0	0.04	0.04	0.08	2.77
2020-10-27	14:22:08	1	0.09	0.16	0.44	4.7	4.5	7.5	0.44	9.68	11.37	20.17	0	0	0.01	0.03	0.05	0.12	2.93
2020-10-27	14:22:09	1	0.11	0.09	0.27	4.9	9.7	5.3	0.28	6.99	9.4	19.32	0	0	0.01	0.04	0.04	0.12	2.61
2020-10-27	14:22:10	1	0.1	0.14	0.3	7.9	8.9	9.9	0.3	9.59	14.16	19.73	0	0	0.01	0.04	0.05	0.12	3
2020-10-27	14:22:11	1	0.09	0.12	0.21	7.4	10.6	10.2	0.21	9.96	10.28	15.22	0	0	0	0.04	0.05	0.09	2.9
2020-10-27	14:22:12	1	0.12	0.18	0.25	7.7	8.7	9.1	0.25	8.05	11.26	15.92	0	0	0	0.04	0.05	0.1	2.84
2020-10-27	14:22:13	1	0.1	0.18	0.33	5.1	10.4	8.8	0.34	7.78	14.25	22.96	0	0	0.01	0.04	0.06	0.12	2.74
2020-10-27	14:22:14	1	0.13	0.14	0.3	7.9	5.2	9.2	0.31	8.26	12.37	20.75	0	0	0.01	0.04	0.06	0.14	2.9
2020-10-27	14:22:15	1	0.06	0.13	0.36	4.7	5.9	8.1	0.36	6.68	9.23	19.93	0	0	0.01	0.02	0.06	0.13	2.32
2020-10-27	14:22:16	1	0.08	0.13	0.37	7.2	10.4	6	0.38	7.89	9.9	21.39	0	0	0.01	0.03	0.05	0.15	2.64
2020-10-27	14:22:17	1	0.07	0.15	0.34	6.3	9.3	4.6	0.35	7.26	9.61	19.6	0	0	0.01	0.03	0.05	0.15	2.15
2020-10-27	14:22:18	1	0.08	0.17	0.41	4.7	9.2	7.9	0.41	7.18	13.24	20.73	0	0	0.01	0.03	0.06	0.16	2.55
2020-10-27	14:22:19	1	0.07	0.11	0.24	8.1	5.8	5.7	0.25	7.22	8.01	14.45	0	0	0.01	0.03	0.05	0.11	2.32
2020-10-27	14:22:20	1	0.06	0.11	0.26	7.1	6.3	8.1	0.26	7.66	8.92	15.3	0	0	0.01	0.03	0.05	0.11	2.29
2020-10-27	14:22:21	1	0.06	0.15	0.27	7.5	10.8	8.4	0.28	10.66	11.72	21.56	0	0	0.01	0.03	0.05	0.11	2.6
2020-10-27	14:22:22	1	0.11	0.13	0.41	6.7	9.1	7.1	0.42	8.38	12.17	22.33	0	0	0.01	0.03	0.05	0.15	2.47
2020-10-27	14:22:23	1	0.1	0.1	0.32	10.1	8.3	6.7	0.33	7.77	7.78	17.63	0	0	0.01	0.04	0.04	0.14	2.81
2020-10-27	14:22:24	1	0.09	0.1	0.19	5.8	10.9	4.5	0.19	9.01	7.85	15.52	0	0	0.01	0.04	0.04	0.1	2.46
2020-10-27	14:22:25	1	0.1	0.13	0.3	6.2	4.9	7.2	0.3	20.67	16.13	58.73	0	0	0.01	0.04	0.05	0.1	2.73
2020-10-27	14:22:26	1	0.1	0.11	0.24	8.9	9.2	6.8	0.24	8.14	8.67	14.08	0	0	0.01	0.04	0.04	0.11	2.44
2020-10-27	14:22:27	1	0.11	0.12	0.25	6	6.8	7.2	0.26	8.31	7.17	14.26	0	0	0.01	0.04	0.05	0.11	2.37
2020-10-27	14:22:28	1	0.1	0.13	0.35	6.5	6.6	6.5	0.35	7.43	9.48	15.55	0	0	0.01	0.04	0.06	0.16	2.21
2020-10-27	14:22:29	1	0.1	0.2	0.34	7.2	8.3	7.8	0.34	7.41	12.95	21.41	0	0	0.01	0.03	0.07	0.15	2.21
2020-10-27	14:22:30	1	0.09	0.12	0.36	4.8	4.5	7.2	0.36	6.55	8.85	21.18	0	0	0.01	0.04	0.05	0.16	2.35
2020-10-27	14:22:31	1	0.09	0.11	0.27	3.3	4	6.7	0.27	7.08	8.41	15.07	0	0	0.01	0.03	0.04	0.11	2.01
2020-10-27	14:22:32	1	0.09	0.12	0.35	6.7	8.1	8.2	0.36	7.62	8.62	17.74	0	0	0.01	0.04	0.05	0.12	2.44
2020-10-27	14:22:33	1	0.12	0.13	0.44	6.1	9.3	5	0.45	7.91	7.98	18.85	0	0	0.01	0.04	0.05	0.17	2.48
2020-10-27	14:22:34	1	0.09	0.19	0.47	6.3	6.9	5.5	0.47	6.14	9.59	23.17	0	0	0.01	0.03	0.08	0.23	2.04
2020-10-27	14:22:35	1	0.07	0.12	0.41	10.1	6.8	5.3	0.41	7.24	9.07	17.23	0	0	0.01	0.03	0.06	0.15	2.21
2020-10-27	14:22:36	1	0.09	0.13	0.28	7.1	10.4	7.5	0.28	7.63	8.82	14.88	0	0	0.01	0.03	0.06	0.12	2.28
2020-10-27	14:22:37	1	0.07	0.11	0.34	8.7	6.8	4.3	0.34	7.25	8.56	22.06	0	0	0.01	0.03	0.06	0.17	2.12
2020-10-27	14:22:38	1	0.08	0.14	0.4	10.4	7.2	6	0.4	7.09	8.95	17.1	0	0	0.01	0.03	0.06	0.17	2.22
2020-10-27	14:22:39	1	0.1	0.12	0.27	5.7	8.5	8.1	0.27	7.99	8.46	16.18	0	0	0.01	0.03	0.05	0.11	2.18
2020-10-27	14:22:40	1	0.09	0.11	0.32	9.2	6.5	6	0.32	8.7	8.8	13.36	0	0	0.01	0.03	0.05	0.13	2.46
2020-10-27	14:22:41	1	0.08	0.11	0.36	10.8	4.7	6	0.36	8.75	7.75	16.45	0	0	0.01	0.03	0.05	0.15	2.19
2020-10-27	14:22:42	1	0.1	0.11	0.3	7.9	4.6	7.2	0.31	6.11	8.27	16.3	0	0	0.01	0.04	0.04	0.1	2.4
2020-10-27	14:22:43	1	0.07	0.17	0.26	7.8	8.8	8.3	0.27	6.95	10.47	15.63	0	0	0.01	0.03	0.05	0.11	2.33
2020-10-27	14:22:44	1	0.09	0.16	0.34	4.2	6.9	7.2	0.35	6.23	8.9	17.31	0	0	0.01	0.04	0.07	0.16	2.07
2020-10-27	14:22:45	1	0.1	0.13	0.37	7.2	8.2	6.4	0.37	6.97	8.23	16.37	0	0	0.01	0.03	0.05	0.15	2.39
2020-10-27	14:22:46	1	0.08	0.18	0.35	3.5	6.8	5.7	0.37	7.83	10.34	18.34	0	0	0.01	0.03	0.05	0.16	2.11
2020-10-27	14:22:47	1	0.09	0.12	0.25	9.3	4.5	6.2	0.25	8.22	8.62	18.27	0	0	0.01	0.04	0.05	0.1	2.54
2020-10-27	14:22:48	1	0.07	0.14	0.24	7.8	3.9	5.5	0.24	7.72	7.73	15.49	0	0	0.01	0.03	0.04	0.13	2.1
2020-10-27	14:22:49	1	0.07	0.17	0.34	8.8	7.6	5.8	0.35	8.69	11.63	17.75	0	0	0.01	0.02	0.05	0.13	2.39
2020-10-27	14:22:50	1	0.08	0.14	0.26	8.3	4.2	5	0.26	7.92	7.67	13.77	0	0	0.01	0.03	0.04	0.12	2.41
2020-10-27	14:22:51	1	0.08	0.13	0.36	8.8	10.6	8.8	0.36	7.08	10.11	19	0	0	0.01	0.03	0.05	0.1	2.38
2020-10-27	14:22:52	1	0.08	0.12	0.27	6.2	8.2	7.8	0.28	8.04	8.71	14.93	0	0	0	0.03	0.04	0.09	2.51
2020-10-27	14:22:53	1	0.11	0.15	0.23	7.8	9.2	10.1	0.24	7.61	10.27	16.88	0	0	0	0.03	0.05	0.09	2.58
2020-10-27	14:22:54	1	0.07	0.09	0.19	4.5	10.3	9.5	0.2	6.68	9.64	13.84	0	0	0	0.03	0.04	0.07	2.35
2020-10-27	14:22:55	1	0.09	0.09	0.16	6.8	4	9.3	0.17	8.05	8.81	12.28	0	0	0	0.03	0.04	0.07	2.48
2020-10-27	14:22:56	1	0.07	0.1	0.25	9	9.1	9.5	0.25	7.85	9.3	14.63	0	0	0.01	0.03	0.04	0.09	2.3
2020-10-27	14:22:57	1	0.08	0.13	0.23	6.1	11.1	8.5	0.23	6.78	9.38	18.14	0	0	0	0.03	0.05	0.1	2.33
2020-10-27	14:22:58	1	0.08	0.14	0.23	10	11.1	9.8	0.24	9.55	10.62	19.19	0	0	0.01	0.03	0.04	0.08	2.42
2020-10-27	14:22:59	1	0.06	0.08	0.22	7.9	9.5	7.9	0.22	7.28	7.53	14.68	0	0	0	0.03	0.04	0.08	2.3
2020-10-27	14:23:00	1	0.08	0.08	0.27	6.8	8	6.5	0.27	8.27	7.4	15.52	0	0	0.01	0.03	0.03	0.1	2.86
2020-10-27	14:23:01	1	0.08	0.12	0.34	9.2	4.3	4.2	0.35	6.85	9.25	16.86	0	0	0.01	0.03	0.05	0.16	2.05
2020-10-27	14:23:02	1	0.07	0.11	0.37	3.6	4	4.7	0.37	6.86	8.8	15.09	0	0	0.01	0.03	0.05	0.18	2.31
2020-10-27	14:23:03	1	0.09	0.11	0.3	8.3	7.1	5	0.3	8.03	9.65	16	0	0	0.01	0.03	0.04	0.13	2.41
2020-10-27	14:23:04	1	0.06	0.13	0.29	13.5	11	8.3	0.29	6.77	9.63	17.45	0	0	0.01	0.03	0.05	0.11	2.54
2020-10-27	14:23:05	1	0.08	0.1	0.25	6.2	11.2	6.7	0.25	7.7	8.93	14.66	0	0	0.01	0.03	0.04	0.09	2.43
2020-10-27	14:23:06	1	0.09	0.08	0.25	6.5	9.6	5.4	0.25	7.88	5.96	11.34	0	0	0	0.04	0.03	0.09	2.63
2020-10-27	14:23:07	1	0.08	0.1	0.25	7.6	7.6	9	0.25	7.28	9.01	16.89	0	0	0.01	0.03	0.04	0.11	2.27
2020-10-27	14:23:08	1	0.11	0.1	0.25	10	9.5	5.8	0.25	7.81	8.29	16.58	0	0	0.01	0.03	0.04	0.11	2.72
2020-10-27	14:23:09	1	0.07	0.15	0.37	7.8	8.5	6.4	0.37	10.02	10.71	19.6	0	0	0.01	0.02	0.06	0.15	2.71
2020-10-27	14:23:10	1	0.09	0.15	0.3	9.3	6.3	6.9	0.3	11.77	10.11	19.78	0	0	0.01	0.04	0.06	0.13	3.28
2020-10-27	14:23:11	1	0.08	0.15	0.37	9.9	10.4	8.3	0.37	8.22	11.34	19.93	0	0	0.01	0.03	0.05	0.14	2.78
2020-10-27	14:23:12	1	0.07	0.1	0.3	12	8	7.3	0.3	9.73	7.84	16.16	0	0	0.01	0.03	0.04	0.1	2.7
2020-10-27	14:23:13	1	0.07	0.12	0.28	12.2	6.1	7.9	0.28	8.8	11.1	18.37	0	0	0	0.02	0.05	0.11	2.77
2020-10-27	14:23:14	1	0.08	0.13	0.29	9.1	12	7.5	0.29	8.96	13.9	17.29	0	0	0.01	0.02	0.04	0.13	2.86
2020-10-27	14:23:15	1	0.06	0.12	0.25	12.3	7.6	4	0.26	9.99	9.22	19.76	0	0	0.01	0.02	0.05	0.12	3
2020-10-27	14:23:16	1	0.08	0.16	0.38	8.2	8.8	5.1	0.39	10.53	12.55	21.44	0	0	0.01	0.02	0.06	0.17	3.23
2020-10-27	14:23:17	1	0.06	0.15	0.22	15.6	5.2	8.8	0.22	9.97	9.8	15.42	0	0	0	0.02	0.05	0.1	2.93
2020-10-27	14:23:18	1	0.11	0.12	0.23	8.7	8.8	7.1	0.23	13.56	14.21	16.8	0	0	0	0.03	0.04	0.09	3.74
2020-10-27	14:23:19	1	0.07	0.15	0.28	11.4	7.9	7.8	0.29	10.34	10.6	17.27	0	0	0.01	0.03	0.05	0.11	3.29
2020-10-27	14:23:20	1	0.07	0.11	0.29	11.6	5.8	6	0.29	11.4	11.12	20.12	0	0	0.01	0.02	0.04	0.13	3.49
2020-10-27	14:23:21	1	0.09	0.14	0.32	9.5	4.3	5.2	0.33	11.55	12.23	20.33	0	0	0.01	0.04	0.06	0.15	3.77
2020-10-27	14:23:22	1	0.07	0.11	0.31	13.3	10	8.6	0.32	11.2	10.68	16.7	0	0	0.01	0.03	0.04	0.09	3.35
2020-10-27	14:23:23	1	0.11	0.18	0.32	7.4	6	6	0.33	9.83	12.15	19.23	0	0	0.01	0.03	0.06	0.13	3.61
2020-10-27	14:23:24	1	0.08	0.18	0.37	16.7	6.5	6.6	0.39	10.85	13.3	23.88	0	0	0.01	0.03	0.06	0.13	3.79
2020-10-27	14:23:25	1	0.11	0.15	0.31	9.1	10.8	7.9	0.31	17.11	13.67	18.5	0	0	0.01	0.03	0.05	0.11	4.01
2020-10-27	14:23:26	1	0.11	0.13	0.33	7.6	11.6	8.4	0.34	11.81	11.67	23.08	0	0	0.01	0.04	0.04	0.11	3.87
2020-10-27	14:23:27	1	0.1	0.13	0.34	8.8	7.4	6.8	0.35	12.75	14.31	18.28	0	0	0.01	0.04	0.05	0.1	3.97
2020-10-27	14:23:28	1	0.09	0.14	0.33	8.1	8.5	8.8	0.33	12.07	16.39	22.15	0	0	0	0.03	0.05	0.1	3.43
2020-10-27	14:23:29	1	0.08	0.12	0.33	15.2	8.4	8.7	0.33	9.93	12.66	21.23	0	0	0.01	0.03	0.05	0.11	3.85
2020-10-27	14:23:30	1	0.07	0.11	0.23	8.5	9.9	7	0.23	11.25	15.16	20.86	0	0	0.01	0.03	0.04	0.09	3.08
2020-10-27	14:23:31	1	0.09	0.1	0.22	8.1	10.1	9.6	0.22	9.96	11.03	15.94	0	0	0	0.04	0.04	0.09	3.63
2020-10-27	14:23:32	1	0.08	0.12	0.31	14.3	13.3	8.1	0.31	13.05	13.31	18.71	0	0	0.01	0.03	0.04	0.11	3.52
2020-10-27	14:23:33	1	0.11	0.13	0.2	5.9	7.8	12.3	0.21	12.2	11.52	22.5	0	0	0	0.04	0.05	0.08	4.36
2020-10-27	14:23:34	1	0.08	0.12	0.24	13	11.8	7	0.25	13.76	10.51	21.18	0	0	0	0.03	0.05	0.1	4.11
2020-10-27	14:23:35	1	0.12	0.16	0.3	9.5	13	6.3	0.31	17.68	22.77	25.66	0	0	0	0.04	0.06	0.12	4.61
2020-10-27	14:23:36	1	0.09	0.12	0.27	17.2	9.3	10.1	0.27	13.85	11.66	19.96	0	0	0	0.03	0.05	0.1	4.16
2020-10-27	14:23:37	1	0.09	0.15	0.29	8.7	7	10	0.29	12.26	15.81	23.18	0	0	0	0.03	0.05	0.1	3.8
2020-10-27	14:23:38	1	0.13	0.16	0.23	13.9	14.7	11.1	0.24	15.15	17.17	24.67	0	0	0	0.04	0.06	0.09	5.26
2020-10-27	14:23:39	1	0.09	0.18	0.31	13.3	13	8.8	0.32	14.03	16.17	26.27	0	0	0	0.03	0.06	0.11	4.43
2020-10-27	14:23:40	1	0.1	0.21	0.28	12.2	12.5	7.6	0.28	14.61	20.54	27.1	0	0	0	0.03	0.08	0.13	4.64
2020-10-27	14:23:41	1	0.11	0.26	0.37	7.4	12.3	13.2	0.37	12.47	22.68	34.13	0	0	0	0.03	0.1	0.14	4.16
2020-10-27	14:23:42	1	0.08	0.16	0.28	13.9	13.7	8.2	0.29	13.1	17.97	27.59	0	0	0	0.03	0.07	0.11	4.64
2020-10-27	14:23:43	1	0.11	0.14	0.34	7.4	14.1	10.3	0.34	11.2	15.41	28.87	0	0	0.01	0.03	0.06	0.12	3.8
2020-10-27	14:23:44	1	0.09	0.16	0.27	10.1	11	12	0.27	14.25	17.34	24.43	0	0	0	0.03	0.06	0.1	4.37
2020-10-27	14:23:45	1	0.12	0.15	0.28	12	16.4	13.9	0.31	19.72	20.07	27.27	0	0	0	0.04	0.06	0.1	5
2020-10-27	14:23:46	1	0.11	0.2	0.35	7.4	12.2	12.3	0.35	29.86	17.25	92.56	0	0	0	0.03	0.06	0.11	4.69

Date	Time	Duration (s	PPV X/Trar	PPV Y/Lon	PPV Z/Vert	ZC Freq X/	ZC Freq Y/I	ZC Freq Z/\	PVS (mm/s	Pk Accel X	Pk Accel Y	Pk Accel Z	Pk Displ X/	Pk Displ Y/	Pk Displ Z/	RMS Vel X/	RMS Vel Y/	RMS Vel Z/	RMS Accel
2020-10-27	14:23:47	1	0.12	0.19	0.4	5.7	11.6	8.6	0.41	13.52	20.49	24.9	0	0	0.01	0.04	0.06	0.14	4.24
2020-10-27	14:23:48	1	0.08	0.19	0.31	8.1	12.3	8.8	0.31	12.04	18.57	26.65	0	0	0.01	0.03	0.07	0.14	4.27
2020-10-27	14:23:49	1	0.09	0.15	0.28	10.9	8.9	4.4	0.29	13.22	13.84	18.16	0	0	0.01	0.04	0.05	0.12	4.25
2020-10-27	14:23:50	1	0.09	0.11	0.15	10.3	6.8	8.1	0.15	9.99	12.75	14.21	0	0	0	0.03	0.04	0.07	3.35
2020-10-27	14:23:51	1	0.09	0.16	0.28	10.9	8.8	9.5	0.28	10.3	14.21	21.8	0	0	0.01	0.03	0.06	0.1	3.77
2020-10-27	14:23:52	1	0.1	0.16	0.29	10.9	8.4	6	0.3	11.86	12.74	19.23	0	0	0.01	0.04	0.06	0.1	3.77
2020-10-27	14:23:53	1	0.09	0.15	0.24	10.5	8.5	10.3	0.26	11.34	12.47	22.59	0	0	0	0.03	0.05	0.11	4
2020-10-27	14:23:54	1	0.12	0.16	0.28	8.1	9.1	6.5	0.28	9.93	11.41	20.26	0	0	0.01	0.03	0.06	0.11	3.42
2020-10-27	14:23:55	1	0.1	0.19	0.34	8.8	7.3	6	0.34	12.54	11.86	16.3	0	0	0.01	0.04	0.06	0.13	4
2020-10-27	14:23:56	1	0.11	0.13	0.26	8.5	9.1	7.3	0.27	12.33	11	19.39	0	0	0.01	0.03	0.06	0.13	3.41
2020-10-27	14:23:57	1	0.08	0.17	0.3	4.2	7.1	5.7	0.3	11.75	11.09	19.39	0	0	0.01	0.03	0.06	0.14	3.02
2020-10-27	14:23:58	1	0.1	0.14	0.32	6.8	5.9	6.8	0.33	11.28	12.1	18.63	0	0	0.01	0.03	0.05	0.12	3.8
2020-10-27	14:23:59	1	0.07	0.13	0.29	5.6	8.8	4.3	0.3	8.91	10.25	17.18	0	0	0.01	0.03	0.04	0.13	2.92
2020-10-27	14:24:00	1	0.08	0.11	0.25	9	11.5	5.4	0.27	9.96	9.97	14.78	0	0	0.01	0.03	0.05	0.09	2.66
2020-10-27	14:24:01	1	0.06	0.16	0.27	9.5	9.2	7.9	0.27	10.16	10.13	18.59	0	0	0.01	0.03	0.05	0.1	3.18
2020-10-27	14:24:02	1	0.08	0.14	0.22	8.2	5.5	6.6	0.22	7.96	7.67	18.8	0	0	0	0.03	0.06	0.09	2.72
2020-10-27	14:24:03	1	0.1	0.09	0.33	5.4	7.5	7.2	0.33	9.37	9.41	18.44	0	0	0.01	0.03	0.05	0.14	2.99
2020-10-27	14:24:04	1	0.13	0.11	0.31	5.5	5.1	6.9	0.31	9.19	8.6	18.12	0	0	0.01	0.04	0.05	0.13	3
2020-10-27	14:24:05	1	0.08	0.11	0.21	6.7	7.2	6.8	0.22	8.94	7.27	16.25	0	0	0.01	0.03	0.04	0.09	3.06
2020-10-27	14:24:06	1	0.07	0.13	0.39	6.5	7.5	6.5	0.4	9.45	8.67	19.28	0	0	0.01	0.03	0.04	0.16	3.18
2020-10-27	14:24:07	1	0.07	0.12	0.36	8.5	7.2	6.7	0.37	7.76	8.35	17.2	0	0	0.01	0.03	0.05	0.15	2.78
2020-10-27	14:24:08	1	0.09	0.11	0.35	5.6	8.9	7.1	0.36	9.2	8.59	17.76	0	0	0.01	0.04	0.05	0.13	2.85
2020-10-27	14:24:09	1	0.09	0.13	0.29	10.1	5.6	6.3	0.29	7.76	9.64	14.62	0	0	0.01	0.03	0.06	0.13	2.57
2020-10-27	14:24:10	1	0.07	0.13	0.24	7.5	6.6	7.5	0.25	7	8.47	12.61	0	0	0.01	0.03	0.04	0.1	2.51
2020-10-27	14:24:11	1	0.08	0.13	0.28	9.7	7.4	8.4	0.29	7.67	8.37	17.44	0	0	0.01	0.03	0.04	0.13	2.62
2020-10-27	14:24:12	1	0.06	0.12	0.24	7.2	5.5	8.5	0.24	6.52	6.47	15.89	0	0	0.01	0.03	0.04	0.1	2.27
2020-10-27	14:24:13	1	0.08	0.08	0.3	8.1	10.1	8.1	0.31	8.09	6.24	17.63	0	0	0.01	0.03	0.03	0.1	2.56
2020-10-27	14:24:14	1	0.1	0.13	0.35	7.9	5.8	5.9	0.36	8.82	9.14	17.57	0	0	0.01	0.03	0.06	0.14	2.88
2020-10-27	14:24:15	1	0.1	0.1	0.21	7.9	8.6	7.4	0.21	9.19	6.77	14.27	0	0	0	0.03	0.04	0.09	2.63
2020-10-27	14:24:16	1	0.11	0.13	0.22	8.1	6.4	7.5	0.22	9.22	9.02	14.26	0	0	0.01	0.04	0.05	0.08	2.78
2020-10-27	14:24:17	1	0.08	0.12	0.34	6	7.9	5.6	0.34	11.6	10.87	18.33	0	0	0.01	0.03	0.05	0.13	2.86
2020-10-27	14:24:18	1	0.09	0.11	0.3	6.7	6.9	5.3	0.3	10.62	10.28	19.82	0	0	0.01	0.03	0.04	0.12	3.01
2020-10-27	14:24:19	1	0.1	0.13	0.22	4.2	8.2	8.7	0.22	9.73	11.27	15.02	0	0	0.01	0.04	0.04	0.09	2.95
2020-10-27	14:24:20	1	0.1	0.11	0.31	8.6	10.8	4.7	0.31	10.04	10.08	16.29	0	0	0.01	0.04	0.05	0.14	3.19
2020-10-27	14:24:21	1	0.07	0.13	0.29	7.3	6.9	8.7	0.3	8.37	9.25	17.38	0	0	0.01	0.03	0.06	0.1	2.7
2020-10-27	14:24:22	1	0.09	0.16	0.31	8.6	8.1	6.4	0.32	9.72	10.97	24.94	0	0	0.01	0.04	0.05	0.12	2.77
2020-10-27	14:24:23	1	0.1	0.14	0.23	5	7.9	8.1	0.23	9.9	10.31	15.32	0	0	0	0.04	0.05	0.1	3.14
2020-10-27	14:24:24	1	0.11	0.14	0.34	8.6	7.7	5.6	0.34	10.78	10.95	20.63	0	0	0.01	0.04	0.06	0.11	3.24
2020-10-27	14:24:25	1	0.1	0.19	0.34	9.8	5.4	5.6	0.35	8.66	10.79	20.89	0	0	0.01	0.03	0.05	0.15	3.2
2020-10-27	14:24:26	1	0.1	0.16	0.27	6.7	7.4	9.3	0.3	11.21	11.01	17.86	0	0	0.01	0.03	0.06	0.11	3
2020-10-27	14:24:27	1	0.1	0.13	0.26	5.3	6.5	5.6	0.26	9.21	8.62	17.97	0	0	0.01	0.04	0.06	0.12	3.31
2020-10-27	14:24:28	1	0.1	0.14	0.38	14.3	10.9	8.1	0.39	9.34	10.89	20.73	0	0	0.01	0.04	0.06	0.13	3.34
2020-10-27	14:24:29	1	0.1	0.14	0.3	9.3	7.2	6	0.3	11.01	11.36	16.35	0	0	0.01	0.04	0.05	0.11	3.16
2020-10-27	14:24:30	1	0.11	0.13	0.3	8	7.5	6	0.3	11.92	10.93	20.1	0	0	0.01	0.04	0.05	0.12	3.49
2020-10-27	14:24:31	1	0.11	0.24	0.45	6.7	8.3	7.8	0.48	70.79	16.89	46.37	0	0	0.01	0.05	0.07	0.12	4.73
2020-10-27	14:24:32	1	0.11	0.13	0.37	8.6	12.8	6.2	0.37	83.28	11.59	105.84	0	0	0.01	0.05	0.05	0.15	4.67
2020-10-27	14:24:33	1	0.09	0.22	0.51	6.5	11.1	8.9	0.53	25.28	36.79	49.34	0	0	0.01	0.04	0.08	0.19	3.15
2020-10-27	14:24:34	1	0.15	0.2	0.31	6.2	11	11.8	0.33	20.08	18.55	101.97	0	0	0.01	0.06	0.07	0.12	3.75
2020-10-27	14:24:35	1	0.11	0.17	0.33	6.3	7.8	8.8	0.33	30.13	39.52	150.46	0	0	0.01	0.04	0.07	0.14	3.68
2020-10-27	14:24:36	1	0.11	0.26	0.4	6.8	8.8	7	0.41	92.83	32.55	136.54	0	0	0.01	0.05	0.08	0.15	4.89
2020-10-27	14:24:37	1	0.12	0.19	0.29	6.3	10.3	7.7	0.3	24.97	55.99	65.14	0	0	0.01	0.05	0.08	0.13	3.49
2020-10-27	14:24:38	1	0.12	0.19	0.33	10.6	8.3	7.9	0.34	54.98	12.68	80.55	0	0	0.01	0.04	0.07	0.13	4.09
2020-10-27	14:24:39	1	0.16	0.16	0.42	5.5	10.6	7	0.43	33.65	66.74	73.44	0	0	0.01	0.07	0.06	0.15	3.54
2020-10-27	14:24:40	1	0.16	0.16	0.48	6.7	7.1	6.5	0.49	28.67	26.15	137.13	0	0	0.01	0.07	0.07	0.2	3.33
2020-10-27	14:24:41	1	0.13	0.17	0.29	5.7	6.5	6.8	0.3	88.47	18.09	172.16	0	0	0.01	0.04	0.08	0.16	4.4
2020-10-27	14:24:42	1	0.14	0.19	0.42	5.2	5.1	7.9	0.42	107.44	10.74	203.33	0	0	0.01	0.04	0.08	0.16	5.16
2020-10-27	14:24:43	1	0.12	0.19	0.47	9.3	5.3	6.5	0.48	40.89	13.56	77.87	0	0	0.01	0.04	0.09	0.18	3.73
2020-10-27	14:24:44	1	0.15	0.24	0.62	7.4	6.9	7.8	0.63	122.21	26.85	143.95	0	0.01	0.01	0.05	0.11	0.23	6.02
2020-10-27	14:24:45	1	0.12	0.26	0.42	10.4	7.2	6.9	0.46	71.66	115.75	223.66	0	0.01	0.01	0.04	0.11	0.2	4.24
2020-10-27	14:24:46	1	0.12	0.17	0.46	12.3	5.1	5	0.46	37.8	35.21	47.7	0	0	0.01	0.04	0.08	0.22	3.44
2020-10-27	14:24:47	1	0.12	0.2	0.48	9.6	7.2	5.4	0.5	33.02	10.5	25.74	0	0	0.01	0.04	0.09	0.21	3.29
2020-10-27	14:24:48	1	0.1	0.2	0.48	13.7	6.9	5.6	0.5	60.24	11.63	202.59	0	0	0.01	0.04	0.08	0.22	3.81
2020-10-27	14:24:49	1	0.11	0.16	0.35	8.3	6.7	7.3	0.36	53.97	48.12	93.35	0	0	0.01	0.04	0.07	0.16	3.8
2020-10-27	14:24:50	1	0.11	0.25	0.39	8.8	11.4	8.4	0.39	28.99	68.02	222.99	0	0	0.01	0.04	0.09	0.19	3.32
2020-10-27	14:24:51	1	0.14	0.23	0.55	9.8	11.5	9.6	0.55	145.65	41.28	133.01	0	0	0.01	0.05	0.09	0.2	6.63
2020-10-27	14:24:52	1	0.13	0.27	0.59	7.2	9.8	9.6	0.59	43.12	27.62	152.64	0	0	0.01	0.05	0.1	0.21	3.53
2020-10-27	14:24:53	1	0.1	0.17	0.3	11.6	8.6	8.5	0.31	127.95	79.81	56.79	0	0	0.01	0.04	0.06	0.11	5.52
2020-10-27	14:24:54	1	0.1	0.28	0.53	8.2	8.3	5.3	0.53	12.33	61.72	123.71	0	0.01	0.01	0.03	0.12	0.2	2.92
2020-10-27	14:24:55	1	0.12	0.3	0.49	9.8	10	10.3	0.49	123.71	72.26	302.35	0	0	0.01	0.04	0.09	0.17	5.54
2020-10-27	14:24:56	1	0.12	0.22	0.38	8.2	10.5	8.6	0.4	10.06	25.8	73.37	0	0	0.01	0.05	0.08	0.15	3.36
2020-10-27	14:24:57	1	0.14	0.17	0.48	7.7	12	7	0.5	24.6	55.39	61.84	0	0	0.01	0.06	0.07	0.18	3.77
2020-10-27	14:24:58	1	0.14	0.22	0.37	8.1	9.7	7.4	0.38	75.98	23.75	49.6	0	0	0.01	0.04	0.09	0.14	4.03
2020-10-27	14:24:59	1	0.11	0.2	0.37	8.3	7.8	7.2	0.38	83.63	11.27	71.06	0	0	0.01	0.05	0.07	0.13	4.24
2020-10-27	14:25:00	1	0.12	0.13	0.34	10.1	7.6	7.1	0.34	13.87	45.4	198.29	0	0	0.01	0.04	0.05	0.17	2.83
2020-10-27	14:25:01	1	0.08	0.18	0.32	5.7	7.9	7.6	0.32	56.31	42.41	62.01	0	0	0.01	0.03	0.07	0.13	3.17
2020-10-27	14:25:02	1	0.12	0.18	0.49	6.7	7.5	5.9	0.51	15.82	14.77	126.2	0	0	0.01	0.05	0.08	0.19	3.22
2020-10-27	14:25:03	1	0.11	0.17	0.38	7.6	10.5	8.5	0.38	43.26	14.34	23.91	0	0	0.01	0.04	0.06	0.17	3.07
2020-10-27	14:25:04	1	0.14	0.19	0.5	6.5	8.5	7.8	0.51	81.16	11.04	25.8	0	0	0.01	0.05	0.06	0.17	4.29
2020-10-27	14:25:05	1	0.11	0.23	0.41	5.8	6.8	7.6	0.42	86.08	13.77	24.48	0	0.01	0.01	0.04	0.08	0.16	3.98
2020-10-27	14:25:06	1	0.08	0.16	0.35	8.1	6.1	7.1	0.38	25.45	55.2	34.55	0	0	0.01	0.03	0.06	0.14	2.67
2020-10-27	14:25:07	1	0.09	0.14	0.29	9.7	7.7	8.6	0.29	58.81	11.75	166.91	0	0	0.01	0.04	0.05	0.1	3.6
2020-10-27	14:25:08	1	0.11	0.15	0.33	8.2	8.4	7.4	0.34	56.12	12.84	41.74	0	0	0.01	0.04	0.06	0.12	3.51
2020-10-27	14:25:09	1	0.11	0.14	0.33	333.3	7.3	7.7	0.34	162.77	55.35	103.52	0	0	0.01	0.03	0.06	0.15	6.6
2020-10-27	14:25:10	1	0.09	0.13	0.36	8.1	6.3	9.3	0.36	41.76	11.27	111.23	0	0	0.01	0.03	0.06	0.14	2.93
2020-10-27	14:25:11	1	0.11	0.17	0.35	8.3	8.5	6.8	0.36	67	14.07	28.57	0	0	0.01	0.04	0.06	0.13	3.55
2020-10-27	14:25:12	1	0.09	0.17	0.36	7.9	7.3	5.3	0.36	8.71	12.4	18.24	0	0	0.01	0.03	0.08	0.16	2.28
2020-10-27	14:25:13	1	0.1	0.21	0.43	7.3	8.1	6.4	0.44	83.28	26.13	182.75	0	0.01	0.01	0.04	0.08	0.18	4.07
2020-10-27	14:25:14	1	0.13	0.22	0.33	7.4	5.7	10.4	0.35	84.31	84.67	99.16	0	0.01	0.01	0.04	0.08	0.17	4.09
2020-10-27	14:25:15	1	0.09	0.24	0.41	9.5	6	7.2	0.41	49.03	11.24	131.92	0	0.01	0.01	0.04	0.08	0.17	3.38
2020-10-27	14:25:16	1	0.09	0.15	0.39	8.3	6	4.2	0.39	31.69	28.88	232.07	0	0	0.01	0.04	0.06	0.15	2.93
2020-10-27	14:25:17	1	0.09	0.17	0.41	6.9	6.8	7	0.41	60.49	52.38	312.01	0	0	0.01	0.03	0.08	0.18	3.35
2020-10-27	14:25:18	1	0.1	0.15	0.5	6.8	6.4	5.3	0.51	7.58	46.02	55.61	0	0.01	0.01	0.05	0.08	0.21	2.63
2020-10-27	14:25:19	1	0.07	0.1	0.27	8.6	8.8	6.4	0.27	117.73	15.65	116.68	0	0	0.01	0.03	0.04	0.13	5
2020-10-27	14:25:20	1	0.07	0.17	0.35	5.8	7.4	6.8	0.35	8.51	9.5	19.66	0	0	0.01	0.03	0.07	0.14	2.46
2020-10-27	14:25:21	1	0.08	0.14	0.32	8.4	6.7	6.2	0.32	8.64	7.76	15.81	0	0	0.01	0.04	0.06	0.12	2.5
2020-10-27	14:25:22	1	0.1	0.15	0.28	8.5	6.3	6.9	0.29	6.46	9.57	17.68	0	0	0.01	0.03	0.06	0.11	2.36
2020-10-27	14:25:23	1	0.09	0.11	0.27	6.5	6.5	5	0.29	6.73	10.05	16.07	0	0	0.01	0.03	0.04	0.13	2.53
2020-10-27	14:25:24	1	0.1	0.13	0.31	8.1	4.2	4.7	0.32	7.74	9.48	19.17	0	0	0.01	0.04	0.05	0.13	2.4
2020-10-27	14:25:25	1	0.08	0.23	0.42	5.5	5.5	5.5	0.42	6.89	11.37	16.38	0	0.01	0.01	0.04	0.11	0.16	2.41
2020-10-27	14:25:26	1	0.09	0.18	0.39	7.2	5.8	6.2	0.4	6.71	10.68	18.28	0	0.01	0.01	0.04	0.09	0.17	2.03
2020-10-27	14:25:27	1	0.07	0.17	0.27	7.5	5.4	5.8	0.28	6.81	9.27	15.66	0	0	0.01	0.03	0.07	0.14	2.16
2020-10-27	14:25:28	1	0.09	0.13	0.32	7	7.1	6.6	0.32	7.58	8.86	17.59	0	0	0.01	0.03	0.05	0.15	2.11
2020-10-27	14:25:29	1	0.12	0.12	0.3	6.6	7.6	5.2	0.31	7.35	6.7	15.94	0	0	0.01	0.04	0.05	0.12	2.49
2020-10-27	14:25:30	1	0.1	0.12	0.18	6.8	7.9	7.9	0.2	7.37	8.67	14.2	0	0	0.01	0.04	0.05	0.09	2.27
2020-10-27	14:25:31	1	0.1	0.13	0.37	8.2	5.9	6.2	0.37	7.03	7.18	20.15	0	0	0.01	0.03	0.06	0.14	2.05
2020-10-27	14:25:32	1	0.1	0.16	0.36	6.8	4.9	6.4	0.38	8.31	8.22	20.37	0	0	0.01	0.05	0.06	0.14	2.73
2020-10-27	14:25:33	1	0.08	0.1	0.23	6	7.2	6.1	0.24	6.29	6.75	11.9	0	0	0.01	0.03	0.05	0.09	1.83
2020-10-27	14:25:34	1	0.12	0.1	0.3	5.1	4.5	5.7	0.32	7.96	6.36	14.33	0	0	0.01	0.04	0.05	0.13	2.36
2020-10-27	14:25:35	1	0.1	0.12	0.36	4.8	6.4	6.7	0.36	9.35	6.57	15.86	0	0	0.01	0.05	0.04	0.14	2.57
2020-10-27	14:25:36	1	0.07	0.14	0.34	8.1	5.7	5.9	0.35	5.85	7.45	13.82	0	0	0.01	0.03	0.05	0.13	1.98
2020-10-27	14:25:37	1	0.07	0.13	0.44	6.5	6.7	6.1	0.44	5.35	8.63	21.34	0	0	0.01	0.03	0.06	0.18	1.97
2020-10-27	14:25:38	1	0.08	0.14	0.28	5.6	4.8	6.6	0.28	5.89	7.1	16.1	0	0	0.01	0.04	0.05	0.12	2.07

Date	Time	Duration (s	PPV X/Trar	PPV Y/Lon	PPV Z/Vert	ZC Freq X/	ZC Freq Y/I	ZC Freq Z/\	PVS (mm/s	Pk Accel X	Pk Accel Y	Pk Accel Z	Pk Displ X/	Pk Displ Y/	Pk Displ Z/	RMS Vel X/	RMS Vel Y/	RMS Vel Z/	RMS Accel
2020-10-27	14:25:39	1	0.08	0.1	0.2	7.3	4.6	4.6	0.21	6.42	6.26	11.15	0	0	0.01	0.04	0.05	0.1	2.34
2020-10-27	14:25:40	1	0.07	0.11	0.22	5.3	7.8	6.8	0.22	7.13	5.96	14.43	0	0	0.01	0.03	0.04	0.1	2.17
2020-10-27	14:25:41	1	0.1	0.16	0.25	7.4	5.9	8	0.25	7.4	9.46	17.28	0	0	0.01	0.04	0.06	0.12	2.61
2020-10-27	14:25:42	1	0.09	0.21	0.41	5.4	5.1	7.2	0.42	8.35	11.76	22.9	0	0.01	0.01	0.04	0.09	0.18	2.47
2020-10-27	14:25:43	1	0.08	0.17	0.3	8.3	5.7	5.2	0.32	9.2	8.22	15.38	0	0	0.01	0.03	0.08	0.13	2.32
2020-10-27	14:25:44	1	0.12	0.14	0.35	7.8	4.5	4.5	0.37	7.28	7.16	21.4	0	0	0.01	0.04	0.05	0.17	2.47
2020-10-27	14:25:45	1	0.11	0.14	0.46	6.7	8.8	6.2	0.46	8.22	10.17	27.37	0	0	0.01	0.04	0.05	0.19	2.79
2020-10-27	14:25:46	1	0.09	0.15	0.33	7.1	7.6	8.1	0.33	9.54	10.46	20.2	0	0	0.01	0.04	0.06	0.12	2.64
2020-10-27	14:25:47	1	0.07	0.11	0.32	6.6	9.9	5.3	0.32	6.61	8.81	16.07	0	0	0.01	0.03	0.05	0.14	2.55
2020-10-27	14:25:48	1	0.09	0.26	0.55	7.1	7.2	6.8	0.56	7.55	14.19	29.16	0	0	0.01	0.03	0.08	0.21	2.4
2020-10-27	14:25:49	1	0.11	0.17	0.5	8.8	7.7	7.7	0.51	9.95	10.84	28.02	0	0	0.01	0.04	0.06	0.14	3.04
2020-10-27	14:25:50	1	0.1	0.2	0.36	7.2	8.5	6.6	0.36	7.97	12.23	22.55	0	0.01	0.01	0.04	0.08	0.16	2.88
2020-10-27	14:25:51	1	0.06	0.18	0.38	6.5	7.8	6.8	0.39	7.41	9.99	21.12	0	0	0.01	0.03	0.06	0.14	2.3
2020-10-27	14:25:52	1	0.12	0.17	0.55	6.2	7.3	6.1	0.55	10.77	13.17	28.58	0	0	0.01	0.04	0.07	0.21	2.61
2020-10-27	14:25:53	1	0.13	0.18	0.45	8	7.8	7.8	0.45	7.89	12.23	25.93	0	0	0.01	0.05	0.08	0.19	3.2
2020-10-27	14:25:54	1	0.13	0.18	0.46	7.5	8.5	7.5	0.47	9.41	13.57	24.22	0	0	0.01	0.06	0.07	0.16	3.71
2020-10-27	14:25:55	1	0.1	0.19	0.41	6.4	7.2	4.7	0.42	7.78	11.67	24.42	0	0	0.01	0.04	0.07	0.15	2.82
2020-10-27	14:25:56	1	0.11	0.16	0.49	5.1	7.2	7.7	0.49	8.59	10.91	25.48	0	0	0.01	0.05	0.07	0.17	2.98
2020-10-27	14:25:57	1	0.12	0.27	0.49	9.8	6.8	7	0.49	11.11	14.15	25.89	0	0.01	0.01	0.04	0.11	0.23	3.12
2020-10-27	14:25:58	1	0.16	0.23	0.51	6.3	8.1	6.7	0.52	12.38	12.47	28.27	0	0	0.01	0.06	0.08	0.22	3.45
2020-10-27	14:25:59	1	0.12	0.2	0.4	10.3	8.7	7	0.4	8.91	11.94	23.59	0	0	0.01	0.05	0.08	0.16	3.31
2020-10-27	14:26:00	1	0.13	0.26	0.51	7.4	6.4	6.9	0.51	11.85	12.4	26.95	0	0.01	0.01	0.06	0.1	0.24	3.44
2020-10-27	14:26:01	1	0.17	0.29	0.71	6.2	9.3	6	0.72	7.99	16.11	35.29	0	0.01	0.02	0.04	0.13	0.31	2.66
2020-10-27	14:26:02	1	0.08	0.2	0.42	8.5	5.1	4.2	0.43	9.34	15.26	29.85	0	0	0.01	0.04	0.08	0.18	2.91
2020-10-27	14:26:03	1	0.1	0.27	0.65	8.1	6.5	6.4	0.65	9.26	15.73	26.36	0	0.01	0.01	0.03	0.11	0.27	2.58
2020-10-27	14:26:04	1	0.11	0.24	0.63	8.2	9.5	6.4	0.64	9.38	16.14	33.42	0	0	0.02	0.04	0.1	0.24	2.8
2020-10-27	14:26:05	1	0.12	0.2	0.41	6.8	8.1	7.5	0.41	6.6	11.4	21.81	0	0.01	0.01	0.04	0.09	0.2	2.55
2020-10-27	14:26:06	1	0.12	0.2	0.33	7.9	5.7	9.3	0.33	8.52	12.64	21.55	0	0	0.01	0.05	0.07	0.13	2.95
2020-10-27	14:26:07	1	0.12	0.18	0.26	7.5	7.1	6.3	0.27	8.47	9.13	16.4	0	0	0.01	0.05	0.06	0.11	2.69
2020-10-27	14:26:08	1	0.08	0.14	0.34	5.6	6.2	5.9	0.34	7.96	9.6	18.73	0	0	0.01	0.03	0.05	0.14	2.55
2020-10-27	14:26:09	1	0.07	0.18	0.31	9.8	5.8	6.8	0.32	6.46	10.68	16.56	0	0	0.01	0.03	0.08	0.13	2.28
2020-10-27	14:26:10	1	0.1	0.23	0.47	8.2	6.6	6.5	0.48	8.77	12.93	21.59	0	0.01	0.01	0.04	0.11	0.18	2.91
2020-10-27	14:26:11	1	0.15	0.23	0.29	5.7	6.6	6.1	0.33	9.76	10.45	24.27	0	0.01	0.01	0.05	0.08	0.12	2.9
2020-10-27	14:26:12	1	0.15	0.13	0.29	7.4	8.1	6.1	0.3	11.1	8.53	18.89	0	0	0.01	0.05	0.04	0.11	3.22
2020-10-27	14:26:13	1	0.11	0.15	0.31	6.5	5.4	8	0.31	7.68	10.49	20.45	0	0	0.01	0.04	0.06	0.13	2.66
2020-10-27	14:26:14	1	0.08	0.13	0.31	4.5	6.6	6.2	0.31	6.91	8.21	16.13	0	0	0.01	0.03	0.05	0.13	2.28
2020-10-27	14:26:15	1	0.12	0.19	0.3	4.4	5	8.1	0.31	7.4	9.43	17.78	0	0	0.01	0.04	0.07	0.15	2.65
2020-10-27	14:26:16	1	0.1	0.12	0.29	6	6.9	5.4	0.29	7.87	8.4	16.86	0	0	0.01	0.04	0.06	0.14	2.85
2020-10-27	14:26:17	1	0.09	0.12	0.28	7.5	7.6	4.9	0.29	7.65	11.19	14.77	0	0	0.01	0.03	0.04	0.11	2.35
2020-10-27	14:26:18	1	0.07	0.14	0.35	5.8	8.5	7	0.35	7.7	9.34	20.52	0	0	0.01	0.03	0.05	0.15	2.76
2020-10-27	14:26:19	1	0.13	0.14	0.44	8.3	7.4	5.8	0.44	9.97	9.46	20.65	0	0	0.01	0.05	0.07	0.15	3.37
2020-10-27	14:26:20	1	0.11	0.19	0.4	5.3	4.6	5.8	0.41	12.95	9.29	25.83	0	0	0.01	0.04	0.06	0.15	2.99
2020-10-27	14:26:21	1	0.11	0.15	0.61	6.6	6.1	5.5	0.61	8.09	10.36	28.79	0	0	0.01	0.04	0.07	0.2	2.7
2020-10-27	14:26:22	1	0.09	0.11	0.31	7.4	6.3	5.5	0.31	8.28	7.17	17.31	0	0	0.01	0.04	0.04	0.13	2.77
2020-10-27	14:26:23	1	0.11	0.12	0.25	6.7	6.4	6.5	0.27	10.28	8.86	16.09	0	0	0.01	0.04	0.05	0.11	2.76
2020-10-27	14:26:24	1	0.07	0.1	0.29	7.6	7	5.4	0.29	8.33	8.41	16.23	0	0	0.01	0.03	0.04	0.12	2.71
2020-10-27	14:26:25	1	0.12	0.14	0.37	5.4	5.8	4.4	0.37	9.48	10.93	22.43	0	0	0.01	0.03	0.05	0.15	2.88
2020-10-27	14:26:26	1	0.09	0.11	0.3	4.5	11.2	4.6	0.31	8.38	9.01	16.7	0	0	0.01	0.03	0.05	0.1	2.6
2020-10-27	14:26:27	1	0.08	0.11	0.28	11	9.6	6.3	0.28	8.72	7.9	20.28	0	0	0.01	0.03	0.04	0.1	2.66
2020-10-27	14:26:28	1	0.08	0.13	0.33	7.2	4.7	5	0.34	8.72	10.73	18.8	0	0	0.01	0.03	0.05	0.15	2.85
2020-10-27	14:26:29	1	0.08	0.15	0.3	11.2	9.7	5.1	0.31	9.89	11.84	18.58	0	0	0.01	0.03	0.06	0.12	2.87
2020-10-27	14:26:30	1	0.08	0.13	0.34	9.1	6.8	5.2	0.34	10.07	11.45	20.62	0	0	0.01	0.03	0.05	0.14	2.96
2020-10-27	14:26:31	1	0.06	0.12	0.29	12	7.8	5.5	0.3	9.44	11.4	14.55	0	0	0.01	0.03	0.05	0.12	2.59
2020-10-27	14:26:32	1	0.07	0.11	0.23	5.2	10.6	5.1	0.23	9.49	15.04	16.45	0	0	0.01	0.02	0.04	0.09	2.65
2020-10-27	14:26:33	1	0.06	0.13	0.22	6.6	7.1	5.3	0.22	8.02	14.11	14.06	0	0	0	0.02	0.04	0.08	2.63
2020-10-27	14:26:34	1	0.07	0.14	0.19	8.5	4.8	5.1	0.2	7.99	16.49	15.52	0	0	0	0.03	0.05	0.08	2.61
2020-10-27	14:26:35	1	0.07	0.12	0.23	6.6	11.8	5.6	0.24	10.46	15.07	19.2	0	0	0.01	0.03	0.05	0.1	2.86
2020-10-27	14:26:36	1	0.08	0.1	0.18	8.7	8.7	5.6	0.19	9.18	12.25	15.47	0	0	0	0.03	0.03	0.07	2.73
2020-10-27	14:26:37	1	0.08	0.09	0.17	5	8.9	5.7	0.18	10.7	11.65	13.5	0	0	0	0.03	0.03	0.08	2.74
2020-10-27	14:26:38	1	0.09	0.09	0.19	5	6	5.7	0.19	8.43	11.59	12.73	0	0	0	0.03	0.03	0.08	2.95
2020-10-27	14:26:39	1	0.07	0.08	0.16	6.3	5.1	5.2	0.16	8.44	9.63	10.9	0	0	0	0.03	0.04	0.08	2.59
2020-10-27	14:26:40	1	0.08	0.07	0.15	5.6	7.6	5.6	0.15	8.76	6.39	9.63	0	0	0	0.03	0.02	0.06	2.37
2020-10-27	14:26:41	1	0.06	0.06	0.12	6.1	5.1	5.7	0.13	7.51	7.4	15.35	0	0	0	0.02	0.02	0.06	2.34
2020-10-27	14:26:42	1	0.06	0.05	0.11	5.2	4.8	6.8	0.11	5.97	6.87	6.78	0	0	0	0.02	0.02	0.04	1.99
2020-10-27	14:26:43	1	0.05	0.07	0.1	4.8	4.7	5.6	0.11	5.42	4.94	6.66	0	0	0	0.02	0.03	0.05	1.83
2020-10-27	14:26:44	1	0.05	0.07	0.1	7.6	5.6	4	0.11	6.32	5.75	5.12	0	0	0	0.01	0.02	0.03	1.76
2020-10-27	14:26:45	1	0.05	0.04	0.08	5	3.9	5.1	0.08	6.24	5.18	5.82	0	0	0	0.02	0.02	0.03	1.87
2020-10-27	14:26:46	1	0.04	0.04	0.07	5.5	5.2	5.5	0.07	5.12	4.59	5.96	0	0	0	0.02	0.01	0.03	1.61
2020-10-27	14:26:47	1	0.03	0.05	0.04	8.5	4.9	4.5	0.06	5.39	4.96	5.65	0	0	0	0.01	0.02	0.02	1.63
2020-10-27	14:26:48	1	0.05	0.06	0.07	5.2	5.2	5.3	0.08	5.34	3.77	5.72	0	0	0	0.02	0.02	0.03	1.61
2020-10-27	14:26:49	1	0.05	0.05	0.08	4.6	4.9	5.1	0.08	4	4.74	5.4	0	0	0	0.02	0.02	0.03	1.28
2020-10-27	14:26:50	1	0.03	0.04	0.07	4.9	5.2	5	0.07	4.46	3.76	4.3	0	0	0	0.01	0.02	0.03	1.38
2020-10-27	14:26:51	1	0.04	0.04	0.08	4.4	4.4	4.7	0.08	4.53	2.93	4.25	0	0	0	0.02	0.02	0.03	1.15
2020-10-27	14:26:52	1	0.03	0.03	0.06	5	5.9	4.7	0.06	3.09	2.55	4.01	0	0	0	0.01	0.02	0.03	0.97
2020-10-27	14:26:53	1	0.03	0.05	0.08	5.6	4.3	4.6	0.08	4.79	4.14	5.21	0	0	0	0.02	0.02	0.03	1.25
2020-10-27	14:26:54	1	0.02	0.02	0.06	4.6	5.6	5.4	0.06	4.39	3.84	4.45	0	0	0	0.01	0.01	0.02	1.12
2020-10-27	14:26:55	1	0.02	0.04	0.07	4.2	4.3	4.8	0.07	4.17	3.65	3.81	0	0	0	0.01	0.02	0.03	1.06
2020-10-27	14:26:56	1	0.03	0.05	0.06	4.9	4.8	5	0.07	4.12	3.96	4.31	0	0	0	0.01	0.02	0.03	1.07
2020-10-27	14:26:57	1	0.03	0.06	0.06	4.6	4.5	4.9	0.07	4.14	4.07	3.14	0	0	0	0.01	0.02	0.02	0.9
2020-10-27	14:26:58	1	0.03	0.03	0.03	3.9	4	3	0.03	4.29	3.93	2.31	0	0	0	0.01	0.01	0.01	0.85
2020-10-27	14:26:59	1	0.02	0.04	0.05	3.8	3.9	4.8	0.06	3.36	3.38	3.15	0	0	0	0.01	0.01	0.02	0.84
2020-10-27	14:27:00	1	0.02	0.04	0.05	4.9	4.7	4.9	0.05	3.7	3.52	3.17	0	0	0	0.01	0.02	0.02	0.8
2020-10-27	14:27:01	1	0.02	0.04	0.05	5.2	5.5	4.5	0.05	3.09	4.05	3.79	0	0	0	0.01	0.02	0.02	0.73
2020-10-27	14:27:02	1	0.02	0.04	0.05	4.8	4.3	4.6	0.06	3.82	3.51	3.8	0	0	0	0.01	0.02	0.03	0.78
2020-10-27	14:27:03	1	0.03	0.02	0.06	4.6	2.4	4.2	0.06	3.26	3.75	3.55	0	0	0	0.01	0.01	0.03	0.8
2020-10-27	14:27:04	1	0.02	0.03	0.05	4.6	4.2	5.1	0.05	5.06	4.43	3.27	0	0	0	0.01	0.01	0.02	0.86
2020-10-27	14:27:05	1	0.02	0.02	0.04	6.9	5	4.8	0.04	3.74	3.71	4.24	0	0	0	0.01	0.01	0.02	1.02
2020-10-27	14:27:06	1	0.01	0.03	0.03	7.6	4.9	5.2	0.03	4.73	3.94	4.27	0	0	0	0.01	0.01	0.01	1.02
2020-10-27	14:27:07	1	0.01	0.02	0.04	5	3.6	4.4	0.04	4.44	3.88	3.46	0	0	0	0.01	0.01	0.02	0.95
2020-10-27	14:27:08	1	0.02	0.03	0.04	4.7	3.6	4.4	0.04	3.4	4.17	2.62	0	0	0	0.01	0.01	0.02	0.72
2020-10-27	14:27:09	1	0.01	0.02	0.03	4.3	3.6	5.8	0.04	3.67	3.92	2.44	0	0	0	0.01	0.01	0.01	0.69
2020-10-27	14:27:10	1	0.02	0.02	0.03	4.5	4.7	5	0.03	3.87	4.02	2.86	0	0	0	0.01	0.01	0.02	0.75
2020-10-27	14:27:11	1	0.01	0.02	0.03	4.8	4.2	3.9	0.03	2.98	3.92	2.82	0	0	0	0.01	0.01	0.01	0.71
2020-10-27	14:27:12	1	0.02	0.02	0.04	4.5	3.8	4.2	0.04	3.9	4.41	2.31	0	0	0	0.01	0.01	0.02	0.83
2020-10-27	14:27:13	1	0.02	0.03	0.03	4	4.7	6.5	0.04	3.56	3.69	2.54	0	0	0	0.01	0.01	0.01	0.96
2020-10-27	14:27:14	1	0.02	0.02	0.03	4.4	6	4.5	0.04	3.54	4.08	2.5	0	0	0	0.01	0.01	0.01	0.79
2020-10-27	14:27:15	1	0.02	0.02	0.03	3.8	4.3	4.3	0.04	3.61	3.28	2.58	0	0	0	0.01	0.01	0.01	0.76
2020-10-27	14:27:16	1	0.02	0.02	0.03	5.6	5.1	4.9	0.04	3.02	3.07	2.45	0	0	0	0.01	0.01	0.01	0.61
2020-10-27	14:27:17	1	0.02	0.03	0.03	3.9	4.9	4.6	0.03	3.08	3.19	2.27	0	0	0	0.01	0.01	0.01	0.66
2020-10-27	14:27:18	1	0.01	0.03	0.03	2.9	4.1	4	0.03	3.09	3.8	2.78	0	0	0	0.01	0.01	0.01	0.75
2020-10-27	14:27:19	1	0.02	0.02	0.04	6.5	5.1	5.4	0.05	3.54	4.08	2.81	0	0	0	0.01	0.01	0.02	0.85
2020-10-27	14:27:20	1	0.02	0.02	0.03	4.8	4.4	4.3	0.04	3.38	3.88	2.24	0	0	0	0.01	0.01	0.01	0.76
2020-10-27	14:27:21	1	0.02	0.02	0.03	7.1	5.1	4.8	0.03	3.67	3.39	2.56	0	0	0	0.01	0.01	0.01	0.85
2020-10-27	14:27:22	1	0.02	0.02	0.03	3	3.9	5.5	0.03	3.4	3.28	2.59	0	0	0	0.01	0.01	0.01	0.75
2020-10-27	14:27:23	1	0.01	0.01	0.03	5.9	3.7	5.1	0.03	3.75	3.69	2.8	0	0	0	0.01	0.01	0.01	0.88
2020-10-27	14:27:24	1	0.01	0.01	0.03	3.3	3.3	4	0.03	4.17	3.56	2.89	0	0	0	0.01	0	0.01	1.02
2020-10-27	14:27:25	1	0.01	0.02	0.02	4.3	4.3	4.9	0.02	4.11	3.78	2.63	0	0	0	0	0.01	0.01	0.82
2020-10-27	14:27:26	1	0.01	0.01	0.02	4	3.3	5.7	0.02	4.32	3.24	2.31	0	0	0	0	0	0.01	0.8
2020-10-27	14:27:27	1	0.01	0.02	0.03	6.1	3.9	5.3	0.03	4.82	3.87	3.52	0	0	0	0	0.01	0.01	1.12
2020-10-27	14:27:28	1	0.01	0.01	0.02	7	3.6	4.8	0.02	3.51	3.76	2.64	0	0	0	0	0	0.01	0.95
2020-10-27	14:27:29	1	0.01	0.01	0.01	7	6.3	5.7	0.01	3.57	3.29	2.1	0	0	0	0	0	0.01	0.87
2020-10-27	14:27:30	1	0.01	0.01	0.02	3.6	3.8	5.2	0.02	3.78	3.44	2.24	0	0	0	0	0	0.01	0.97

Date	Time	Duration (s	PPV X/Trar	PPV Y/Lon	PPV Z/Vert	ZC Freq X/	ZC Freq Y/I	ZC Freq Z/\	PVS (mm/s	Pk Accel X,	Pk Accel Y,	Pk Accel Z,	Pk Displ X/	Pk Displ Y/	Pk Displ Z/	RMS Vel X/	RMS Vel Y/	RMS Vel Z/	RMS Accel
2020-10-27	14:27:31	1	0.01	0.01	0.01	5.8	3.8	6.8	0.01	2.95	3.28	1.91	0	0	0	0	0	0.01	0.59
2020-10-27	14:27:32	1	0.01	0.01	0.01	8.8	4.6	7.1	0.02	3.7	3.34	1.99	0	0	0	0	0	0.01	0.56
2020-10-27	14:27:33	1	0.01	0.01	0.01	7.1	5.2	6.3	0.02	1.74	1.91	1.8	0	0	0	0	0	0.01	0.53
2020-10-27	14:27:34	1	0.01	0.02	0.01	2.5	3.9	7.8	0.02	2.12	1.93	1.99	0	0	0	0	0.01	0	0.52
2020-10-27	14:27:35	1	0.01	0.01	0.02	7.3	3.3	6.6	0.02	2.11	2.88	2.25	0	0	0	0	0	0.01	0.5
2020-10-27	14:27:36	1	0.01	0.01	0.02	6.9	3.8	7.5	0.02	2.2	2.55	1.99	0	0	0	0	0	0.01	0.43
2020-10-27	14:27:37	1	0.01	0.01	0.02	3.7	3.7	4.1	0.02	1.27	2.02	1.44	0	0	0	0	0.01	0.01	0.37
2020-10-27	14:27:38	1	0.01	0.01	0.02	5.6	4.4	4.2	0.02	2.3	3.07	1.7	0	0	0	0	0	0.01	0.41
2020-10-27	14:27:39	1	0.01	0.01	0.02	5.8	3.1	4.6	0.02	1.24	2.01	1.83	0	0	0	0	0.01	0.01	0.39
2020-10-27	14:27:40	1	0.01	0.02	0.02	4.8	3.3	8.1	0.02	3.37	3.4	2.04	0	0	0	0	0.01	0.01	0.62
2020-10-27	14:27:41	1	0.01	0.02	0.02	7.6	3.8	5.1	0.02	3.08	3.45	2.18	0	0	0	0	0.01	0.01	0.7
2020-10-27	14:27:42	1	0.01	0.01	0.02	4.5	4	6.8	0.02	2.59	2.94	1.78	0	0	0	0	0.01	0.01	0.58
2020-10-27	14:27:43	1	0.01	0.01	0.02	7.8	6	6.3	0.02	2.96	3.2	1.82	0	0	0	0	0	0.01	0.74
2020-10-27	14:27:44	1	0.01	0.01	0.02	4	5	6	0.02	2.68	3.03	2.31	0	0	0	0	0	0.01	0.6
2020-10-27	14:27:45	1	0.01	0.01	0.01	4.5	5.1	5.9	0.01	2.81	3.63	1.89	0	0	0	0	0	0.01	0.44
2020-10-27	14:27:46	1	0.01	0.01	0.01	2.4	3.8	5.3	0.01	3.32	3.32	1.53	0	0	0	0	0	0.01	0.46
2020-10-27	14:27:47	1	0.01	0.01	0.01	2.8	5.2	4.7	0.01	2.44	3.42	1.68	0	0	0	0	0	0	0.39
2020-10-27	14:27:48	1	0.01	0.01	0.01	3.2	4.2	5.1	0.02	2.47	2.78	1.75	0	0	0	0	0	0.01	0.38
2020-10-27	14:27:49	1	0.01	0.01	0.01	4	6.1	4.3	0.01	2.83	4.23	1.87	0	0	0	0	0	0.01	0.49
2020-10-27	14:27:50	1	0.01	0.01	0.01	2.6	7.3	9	0.01	3.05	3.47	1.66	0	0	0	0	0	0	0.58
2020-10-27	14:27:51	1	0.01	0.01	0.02	9.3	3.8	8.3	0.02	2.88	3.47	1.69	0	0	0	0	0	0.01	0.73
2020-10-27	14:27:52	1	0.01	0.01	0.01	7.4	3	5.6	0.01	2.59	3.23	1.53	0	0	0	0	0	0	0.52
2020-10-27	14:27:53	1	0.01	0.01	0.01	6.5	5	3.9	0.01	3.36	3.58	1.57	0	0	0	0	0	0	0.57
2020-10-27	14:27:54	1	0.01	0.01	0.01	4.7	4.9	7.2	0.01	3.03	3.16	1.87	0	0	0	0	0	0	0.51
2020-10-27	14:27:55	1	0.01	0.01	0.01	43.5	7.7	5.8	0.01	3.03	3.07	2.24	0	0	0	0	0	0.01	0.58
2020-10-27	14:27:56	1	0.01	0.01	0.01	12.3	7.5	7.9	0.01	3.03	2.98	2.34	0	0	0	0	0	0	0.57
2020-10-27	14:27:57	1	0.01	0.01	0.01	10.2	6	4.4	0.01	2.92	2.99	2.13	0	0	0	0	0	0	0.61
2020-10-27	14:27:58	1	0.01	0.01	0.01	8.7	6.7	5.8	0.01	2.58	2.6	1.91	0	0	0	0	0	0	0.5
2020-10-27	14:27:59	1	0.01	0.01	0.01	4.4	5.9	7.4	0.01	2.04	1.81	1.84	0	0	0	0	0	0	0.44
2020-10-27	14:28:00	1	0.01	0.01	0.02	7.8	5.3	6.1	0.02	3.19	4.03	2.31	0	0	0	0	0	0.01	0.68
2020-10-27	14:28:01	1	0.01	0.01	0.01	32.3	4.4	7.2	0.01	3.81	4.57	2.19	0	0	0	0	0	0	0.68
2020-10-27	14:28:02	1	0.01	0.01	0.01	4.9	5.6	10.3	0.01	3.28	3.41	2.6	0	0	0	0	0	0	0.85

Date	Time	Duration (s	PPV X/Trai	PPV Y/Lon	PPV Z/Ver	ZC Freq X/	ZC Freq Y/	ZC Freq Z/	PVS (mm/s	Pk Accel X,	Pk Accel Y,	Pk Accel Z,	Pk Displ X/	Pk Displ Y/	Pk Displ Z/	RMS Vel X	RMS Vel Y,	RMS Vel Z,	RMS Accel
2020-10-27	17:49:45	1	0.01	0.01	0.01	4.8	5.6	6.1	0.01	3.22	3.13	1.45	0	0	0	0	0	0	0.52
2020-10-27	17:49:46	1	0.01	0.02	0.01	5.5	4.4	6.1	0.02	4.04	2.94	1.69	0	0	0	0	0.01	0	0.65
2020-10-27	17:49:47	1	0.01	0.01	0.01	8.2	4.3	8.7	0.01	3.59	3.42	1.8	0	0	0	0	0	0	0.79
2020-10-27	17:49:48	1	0.01	0.01	0.01	6.5	4.9	5	0.02	3.72	3.45	1.69	0	0	0	0	0	0.01	0.62
2020-10-27	17:49:49	1	0.01	0.02	0.02	6.5	5.4	6.3	0.02	5.57	3.95	2.33	0	0	0	0	0.01	0.01	0.99
2020-10-27	17:49:50	1	0.02	0.02	0.01	62.5	58.8	6.3	0.02	5.39	7.15	4.71	0	0	0	0	0.01	0.01	1.18
2020-10-27	17:49:51	1	0.01	0.01	0.01	6.1	5.3	5.1	0.01	4.23	3.45	1.66	0	0	0	0	0	0	0.72
2020-10-27	17:49:52	1	0.01	0.01	0.02	4.1	5.8	7.3	0.02	4.6	3.83	1.99	0	0	0	0	0	0.01	0.93
2020-10-27	17:49:53	1	0.01	0.02	0.02	5.5	3.9	7.5	0.02	4.16	3.96	1.77	0	0	0	0	0.01	0.01	0.91
2020-10-27	17:49:54	1	0.04	0.05	0.03	62.5	71.4	66.7	0.05	14.68	25.34	13.17	0	0	0	0.01	0.01	0.01	2.31
2020-10-27	17:49:55	1	0.03	0.03	0.02	50	50	7.5	0.04	10.31	15.79	8.16	0	0	0	0.01	0.01	0.01	2.59
2020-10-27	17:49:56	1	0.04	0.03	0.03	62.5	58.8	6.3	0.05	16.29	13.44	7.89	0	0	0	0.01	0.01	0.01	3.69
2020-10-27	17:49:57	1	0.06	0.05	0.02	52.6	5	6.6	0.07	17.35	12.82	6.76	0	0	0	0.01	0.01	0.01	3.12
2020-10-27	17:49:58	1	0.06	0.04	0.03	47.6	10.6	45.5	0.07	17.73	12.72	10.02	0	0	0	0.01	0.01	0.01	4.21
2020-10-27	17:49:59	1	0.09	0.05	0.05	55.6	3.7	62.5	0.09	35.1	15.73	19.91	0	0	0	0.01	0.01	0.01	5.1
2020-10-27	17:50:00	1	0.07	0.05	0.05	47.6	58.8	58.8	0.08	20.35	21	19.38	0	0	0	0.01	0.01	0.01	3.7
2020-10-27	17:50:01	1	0.06	0.05	0.04	55.6	47.6	37	0.07	19.65	17.1	14.26	0	0	0	0.01	0.01	0.01	4.8
2020-10-27	17:50:02	1	0.09	0.07	0.05	58.8	62.5	19.6	0.1	34.08	29.5	12.8	0	0	0	0.01	0.02	0.01	5.11
2020-10-27	17:50:03	1	0.07	0.05	0.05	58.8	45.5	12.7	0.09	24.15	15.61	14.47	0	0	0	0.01	0.01	0.01	5.21
2020-10-27	17:50:04	1	0.04	0.04	0.03	55.6	45.5	50	0.05	16.02	11.07	11.11	0	0	0	0.01	0.01	0.01	4.41
2020-10-27	17:50:05	1	0.02	0.03	0.04	4.7	4.2	5.1	0.04	5.3	10.33	5.08	0	0	0	0.01	0.01	0.01	1.32
2020-10-27	17:50:06	1	0.03	0.03	0.04	5.5	5.6	6.8	0.04	4.63	4.23	3.47	0	0	0	0.01	0.01	0.01	1.35
2020-10-27	17:50:07	1	0.02	0.04	0.04	17.5	50	7.6	0.06	8.36	17.95	9.45	0	0	0	0.01	0.01	0.01	2.05
2020-10-27	17:50:08	1	0.03	0.03	0.05	7.6	3.6	5	0.05	5.9	4.59	4.04	0	0	0	0.01	0.01	0.02	1.44
2020-10-27	17:50:09	1	0.03	0.03	0.06	11.5	5.2	5.1	0.06	6.58	4.45	5.7	0	0	0	0.01	0.01	0.03	1.53
2020-10-27	17:50:10	1	0.04	0.04	0.05	6.3	4.3	8.1	0.07	11.14	11.54	9.97	0	0	0	0.02	0.02	0.02	2.77
2020-10-27	17:50:11	1	0.05	0.05	0.05	5.2	8.1	6.9	0.06	12.9	14.88	8.71	0	0	0	0.02	0.01	0.02	3.43
2020-10-27	17:50:12	1	0.04	0.06	0.06	8.6	7.2	7.6	0.06	7.87	10.6	9.23	0	0	0	0.02	0.02	0.02	2.21
2020-10-27	17:50:13	1	0.04	0.06	0.08	13.9	6.3	5.3	0.08	9.48	13.62	10.2	0	0	0	0.01	0.02	0.04	2.26
2020-10-27	17:50:14	1	0.04	0.04	0.08	18.2	11.9	10.6	0.09	10.89	10.53	12.8	0	0	0	0.02	0.02	0.03	2.7
2020-10-27	17:50:15	1	0.11	0.09	0.12	50	52.6	14.7	0.13	32.65	25.98	20.13	0	0	0	0.02	0.02	0.04	4.77
2020-10-27	17:50:16	1	0.09	0.08	0.13	11	15.4	10.6	0.14	12.19	10.94	15.43	0	0	0	0.03	0.03	0.05	3.34
2020-10-27	17:50:17	1	0.1	0.08	0.14	8.5	17.9	10.5	0.15	16.37	23.81	15.93	0	0	0	0.03	0.03	0.06	4.28
2020-10-27	17:50:18	1	0.07	0.09	0.16	7.9	11.6	12.2	0.16	17.46	13.99	16.24	0	0	0	0.03	0.03	0.06	4.34
2020-10-27	17:50:19	1	0.07	0.12	0.14	12	10.1	11.5	0.16	12.64	16.51	16.25	0	0	0	0.03	0.04	0.05	3.48
2020-10-27	17:50:20	1	0.08	0.13	0.22	12.3	11.1	13.3	0.24	12.54	13.3	22.4	0	0	0	0.03	0.05	0.08	3.62
2020-10-27	17:50:21	1	0.07	0.1	0.19	11.8	10.3	12.3	0.19	9.04	11.45	15.88	0	0	0	0.02	0.04	0.07	2.87
2020-10-27	17:50:22	1	0.08	0.15	0.14	14.5	13.2	10.3	0.16	9.4	15.72	17.17	0	0	0	0.03	0.05	0.06	3.21
2020-10-27	17:50:23	1	0.07	0.12	0.26	15.4	13.7	11.2	0.27	11.2	13.78	19.71	0	0	0	0.03	0.04	0.08	3.3
2020-10-27	17:50:24	1	0.06	0.1	0.17	13.7	13.2	13.9	0.17	9.4	15.72	23.4	0	0	0	0.02	0.04	0.06	2.93
2020-10-27	17:50:25	1	0.09	0.13	0.13	14.5	14.7	13.7	0.15	10.16	11.53	18.44	0	0	0	0.03	0.04	0.05	3.27
2020-10-27	17:50:26	1	0.08	0.11	0.16	9	13	13	0.17	11.09	11.96	16.7	0	0	0	0.03	0.04	0.06	3.44
2020-10-27	17:50:27	1	0.08	0.09	0.17	9.6	11.1	12.7	0.18	11.59	13.18	15.39	0	0	0	0.03	0.04	0.07	3.34
2020-10-27	17:50:28	1	0.09	0.14	0.17	11	12	10.8	0.17	11.86	12.21	15.09	0	0	0	0.03	0.04	0.07	3.49
2020-10-27	17:50:29	1	0.1	0.14	0.24	14.9	10.5	9.3	0.25	10.52	12.45	15.74	0	0	0	0.03	0.04	0.08	3.39
2020-10-27	17:50:30	1	0.08	0.09	0.16	11.4	4.4	8.5	0.17	11.15	10.53	13.62	0	0	0	0.03	0.03	0.06	3.33
2020-10-27	17:50:31	1	0.08	0.14	0.22	16.4	9.6	9.5	0.22	13.86	13.67	19.22	0	0	0	0.03	0.05	0.09	3.52
2020-10-27	17:50:32	1	0.08	0.11	0.2	16.1	12.5	10.2	0.21	10.66	16.46	15.23	0	0	0	0.03	0.05	0.08	3.43
2020-10-27	17:50:33	1	0.08	0.14	0.22	8.8	11.6	11.6	0.23	10.49	12.71	20.41	0	0	0	0.03	0.05	0.08	3.45
2020-10-27	17:50:34	1	0.09	0.11	0.2	10.3	12.2	8.6	0.22	11	13.41	14.3	0	0	0	0.03	0.04	0.08	3.28
2020-10-27	17:50:35	1	0.07	0.13	0.29	11.5	10	11	0.29	10.92	12.31	19.55	0	0	0	0.03	0.05	0.11	3.35
2020-10-27	17:50:36	1	0.09	0.16	0.38	10	8.2	9.2	0.38	10.08	14.71	21.39	0	0	0.01	0.04	0.06	0.14	3.18
2020-10-27	17:50:37	1	0.09	0.14	0.28	8.6	9.7	8.8	0.28	11.49	13.28	21.36	0	0	0.01	0.04	0.05	0.12	3
2020-10-27	17:50:38	1	0.09	0.12	0.27	5.6	6.5	7.4	0.27	10.15	11.89	19.53	0	0	0.01	0.03	0.05	0.12	3.21
2020-10-27	17:50:39	1	0.09	0.11	0.21	13.3	8.7	8.8	0.22	8.62	11.5	16.01	0	0	0	0.02	0.04	0.08	2.81
2020-10-27	17:50:40	1	0.09	0.11	0.22	8.3	9.5	7.9	0.22	7.78	9.58	16.59	0	0	0	0.03	0.04	0.09	2.53
2020-10-27	17:50:41	1	0.08	0.13	0.24	8.8	8.1	8.1	0.25	7.37	8.52	16.06	0	0	0.01	0.03	0.04	0.09	2.84
2020-10-27	17:50:42	1	0.07	0.11	0.27	9.1	7.6	5.7	0.27	8.49	10.91	16.77	0	0	0.01	0.02	0.04	0.12	2.83
2020-10-27	17:50:43	1	0.09	0.1	0.21	7.4	13	9.9	0.23	8.77	10.99	17.81	0	0	0.01	0.03	0.05	0.1	2.88
2020-10-27	17:50:44	1	0.07	0.14	0.3	8.8	11.1	9.5	0.3	11.4	12.15	24.29	0	0	0	0.03	0.05	0.1	3.23
2020-10-27	17:50:45	1	0.08	0.14	0.31	7.7	9	9.2	0.31	8.73	11.66	22.62	0	0	0.01	0.03	0.05	0.12	3.24
2020-10-27	17:50:46	1	0.1	0.11	0.28	9.3	9.8	5.5	0.29	11.77	10.96	17.61	0	0	0	0.04	0.04	0.08	3.83
2020-10-27	17:50:47	1	0.08	0.11	0.21	7.5	7.6	8.5	0.22	11.66	11.26	14.19	0	0	0	0.03	0.05	0.08	3.23
2020-10-27	17:50:48	1	0.11	0.14	0.31	7.2	9.8	10.1	0.31	11.12	11.57	22.33	0	0	0	0.03	0.05	0.1	3.03
2020-10-27	17:50:49	1	0.1	0.15	0.25	11.5	11.1	10.2	0.25	9.44	17.8	27.4	0	0	0	0.03	0.06	0.11	3.22
2020-10-27	17:50:50	1	0.08	0.12	0.24	13.9	8.9	8.1	0.24	10.45	11.97	17.48	0	0	0	0.03	0.05	0.1	3.56
2020-10-27	17:50:51	1	0.08	0.1	0.2	8.5	5.5	5.5	0.2	10.9	9.96	14.58	0	0	0	0.03	0.03	0.07	3.61
2020-10-27	17:50:52	1	0.08	0.17	0.2	12.8	13.2	8.9	0.21	11.99	17.47	22.15	0	0	0	0.03	0.04	0.09	3.07
2020-10-27	17:50:53	1	0.13	0.14	0.26	5.5	13.2	8.5	0.27	12.65	15.06	20.41	0	0	0	0.04	0.05	0.09	3.66
2020-10-27	17:50:54	1	0.09	0.12	0.16	6.1	12.7	8.7	0.17	10.53	11.53	16.92	0	0	0	0.04	0.04	0.08	3.39
2020-10-27	17:50:55	1	0.07	0.14	0.22	3.6	11.8	7	0.23	12.31	15.3	19.7	0	0	0	0.03	0.05	0.09	3.22
2020-10-27	17:50:56	1	0.11	0.15	0.27	9.9	10.8	9.1	0.27	9.64	12.75	20.83	0	0	0	0.04	0.05	0.07	3.01
2020-10-27	17:50:57	1	0.11	0.15	0.27	4.3	13.5	7.3	0.28	10.88	13.57	24.17	0	0	0.01	0.05	0.07	0.13	3.47
2020-10-27	17:50:58	1	0.11	0.17	0.31	7.5	4.9	6.6	0.33	10.72	17.05	24.65	0	0	0.01	0.04	0.07	0.16	3.48
2020-10-27	17:50:59	1	0.11	0.23	0.47	10.2	9.8	7.7	0.47	11.01	14.01	27.78	0	0	0.01	0.04	0.08	0.18	3.61
2020-10-27	17:51:00	1	0.13	0.19	0.32	6	11.1	5.5	0.33	10.95	16.56	29.89	0	0	0.01	0.04	0.08	0.14	3.21
2020-10-27	17:51:01	1	0.11	0.22	0.36	4.4	4.5	8.3	0.38	11.56	14.87	23.09	0	0.01	0.01	0.05	0.08	0.16	3.46
2020-10-27	17:51:02	1	0.1	0.15	0.33	10.4	3.4	6.5	0.34	13.82	11.45	19.49	0	0.01	0.01	0.04	0.06	0.14	3.58
2020-10-27	17:51:03	1	0.08	0.15	0.26	6.7	4.2	6.3	0.27	7.98	9.83	16.29	0	0	0.01	0.03	0.06	0.11	2.84
2020-10-27	17:51:04	1	0.1	0.16	0.31	8.2	7.1	5.7	0.32	11.06	10.91	19.72	0	0	0.01	0.03	0.07	0.15	3.44
2020-10-27	17:51:05	1	0.08	0.14	0.31	11.5	4	7.9	0.31	8.95	10.53	18.6	0	0	0.01	0.03	0.06	0.11	2.98
2020-10-27	17:51:06	1	0.1	0.15	0.26	7.3	6.3	7.4	0.27	10.23	11.33	14.67	0	0	0.01	0.03	0.06	0.1	3.29
2020-10-27	17:51:07	1	0.09	0.14	0.4	11.8	5.1	7.5	0.4	11.7	12.93	17.78	0	0	0.01	0.03	0.06	0.11	3.6
2020-10-27	17:51:08	1	0.08	0.12	0.23	11.9	8.8	8.4	0.23	10.64	11.79	16.4	0	0	0	0.03	0.05	0.1	3.1
2020-10-27	17:51:09	1	0.07	0.11	0.23	10	6.8	6.5	0.23	8.36	9.78	14.24	0	0	0	0.03	0.04	0.08	2.79
2020-10-27	17:51:10	1	0.11	0.12	0.24	8.7	6.8	9.1	0.24	10.31	10.55	18.45	0	0	0	0.03	0.04	0.07	3.52
2020-10-27	17:51:11	1	0.08	0.12	0.22	8.3	11.1	11.4	0.22	11.69	12.17	20.93	0	0	0	0.03	0.04	0.08	3.74
2020-10-27	17:51:12	1	0.09	0.1	0.24	8.1	13.3	6	0.24	10.3	12.32	18.17	0	0	0.01	0.03	0.05	0.09	3
2020-10-27	17:51:13	1	0.08	0.11	0.25	8.6	8.4	9.3	0.25	9.43	10.34	14.06	0	0	0	0.03	0.04	0.09	2.94
2020-10-27	17:51:14	1	0.09	0.12	0.27	9.8	4.8	7	0.28	9.76	9.4	14.11	0	0	0.01	0.03	0.04	0.08	3.17
2020-10-27	17:51:15	1	0.08	0.12	0.17	10.8	4.6	8.7	0.19	11.72	9.76	13.54	0	0	0	0.03	0.04	0.07	2.95
2020-10-27	17:51:16	1	0.08	0.14	0.34	11.5	10.5	9.9	0.34	13.12	13.76	20.38	0	0	0.01	0.04	0.04	0.09	3.43
2020-10-27	17:51:17	1	0.06	0.1	0.21	7	8.7	11.4	0.21	8.88	10.82	16.79	0	0	0	0.02	0.04	0.08	2.66
2020-10-27	17:51:18	1	0.08	0.1	0.18	9.7	11.5	9.4	0.18	9.36	12.74	14.75	0	0	0	0.03	0.04	0.07	2.93
2020-10-27	17:51:19	1	0.08	0.1	0.19	8.9	10.6	8.5	0.2	9.04	8.71	14.16	0	0	0	0.03	0.03	0.08	2.71
2020-10-27	17:51:20	1	0.07	0.1	0.18	8.3	6.9	7.5	0.19	9.04	8.13	10.26	0	0	0	0.03	0.03	0.07	2.88
2020-10-27	17:51:21	1	0.07	0.11	0.23	6.3	9.1	10	0.24	8.89	12.19	15.12	0	0	0	0.02	0.03	0.07	2.68
2020-10-27	17:51:22	1	0.08	0.08	0.16	8.4	10.5	6.6	0.16	7.67	8.89	14.34	0	0	0	0.03	0.03	0.06	2.76
2020-10-27	17:51:23	1	0.08	0.08	0.13	6	10.5	8.3	0.13	10.9	9.18	9.59	0	0	0	0.03	0.03	0.04	3.1
2020-10-27	17:51:24	1	0.07	0.07	0.19	8.9	6.2	11.5	0.19	8.08	8.16	14.74	0	0	0	0.03	0.03	0.08	2.86
2020-10-27	17:51:25	1	0.09	0.1	0.19	8.6	6.5	11.2	0.19	9.92	8.52	16.88	0	0	0	0.03	0.04	0.07	3.01
2020-10-27	17:51:26	1	0.07	0.13	0.24	11.1	12	10.2	0.24	7.2	11.71	17.95	0	0	0	0.02	0.05	0.09	2.52
2020-10-27	17:51:27	1	0.06	0.09	0.14	12.3	13.3	11.6	0.16	8.85	9.22	12.77	0	0	0	0.02	0.04	0.06	2.58
2020-10-27	17:51:28	1	0.09	0.09	0.15	10	13.2	13.5	0.15	9.24	11.06	15.47	0	0	0	0.02	0.03	0.06	3.3
2020-10-27	17:51:29	1	0.07	0.11	0.2	11.5	10.3	8.2	0.2	9.29	11.92	16.61	0	0	0	0.02	0.04	0.09	2.94
2020-10-27	17:51:30	1	0.09	0.1	0.21	7.8	10	9.7	0.22	8.27	10.01	15.98	0	0	0	0.03	0.04	0.08	2.84
2020-10-27	17:51:31	1	0.08	0.1	0.18	11.2	13.2	13.7	0.18	11.96	11.88	17.09	0	0	0	0.03	0.04	0.07	3.36
2020-10-27	17:51:32	1	0.08	0.16	0.28	11.4	11.2	10.3	0.28	11.83	15.54	21.08	0	0	0	0.03	0.06	0.11	3.33
2020-10-27	17:51:33	1	0.07	0.18	0.29	13.9	12.3	11.5	0.29	10.48	21.63	22.66	0	0	0	0.03	0.07	0.12	3.24
2020-10-27	17:51:34	1	0.06	0.13	0.21	8.5	13.2	11.2	0.22	9.02	15.13	16.5	0	0	0	0.02	0.04	0.08	2.89
2020-10-27	17:51:35	1	0.07	0.09	0.17	10.8	10.3	10.9	0.17	10.7	12.97	16.29	0	0	0	0.02	0.04	0.07	3.3
2020-10-27	17:51:36	1	0.08	0.14	0.19	10.4	10.5	9.6	0.19	12.6	11.43	14.79	0	0	0	0.02	0.03	0.07	3.09
2020-10-27	17:51:37	1	0.05	0.11	0.2	14.9	13.9	12	0.2	7.48	12.31	18.71	0	0	0	0.02	0.04	0.08	2.84
2020-10-27	17:51:38	1	0.08	0.1	0.17	12.3	10.9	8.2	0.18	10.24	10.6	13.67	0	0	0	0.02	0.04	0.08	2.84
2020-10-27	17:51:39	1	0.06	0.1	0.21	8.4	13.2	11.8	0.21	10.78	13.2	20.4	0	0	0	0.02	0.04	0.08	3.19

Date	Time	Duration (s	PPV X/Trar	PPV Y/Lon	PPV Z/Vert	ZC Freq X/	ZC Freq Y/I	ZC Freq Z/\	PVS (mm/s	Pk Accel X/	Pk Accel Y/	Pk Accel Z/	Pk Displ X/	Pk Displ Y/I	Pk Displ Z/\	RMS Vel X/	RMS Vel Y/	RMS Vel Z/Vert (n	RMS Accel
2020-10-28	14:43:09	1	0.01	0.01	0.01	2.9	2.3	6.8	0.01	2.53	2.63	1.66	0	0	0	0	0	0	0.41
2020-10-28	14:43:10	1	0.01	0.01	0.01	3.3	4.1	5.3	0.01	2.41	2.15	1.77	0	0	0	0.01	0	0	0.44
2020-10-28	14:43:11	1	0.01	0.01	0.01	4.1	2.5	7.9	0.01	2.55	2.35	1.3	0	0	0	0	0	0	0.42
2020-10-28	14:43:12	1	0.01	0.01	0.01	4.5	7.9	10.3	0.01	2.71	2.54	1.83	0	0	0	0	0	0	0.43
2020-10-28	14:43:13	1	0.01	0.01	0.01	4.7	3.6	6.8	0.01	2.45	2.33	1.46	0	0	0	0	0	0	0.42
2020-10-28	14:43:14	1	0.01	0.01	0.02	6.7	10.9	10.1	0.02	2.9	1.99	2.03	0	0	0	0	0	0.01	0.44
2020-10-28	14:43:15	1	0.01	0.01	0.01	4.7	6	6.6	0.02	2.78	2.25	1.7	0	0	0	0	0.01	0.01	0.44
2020-10-28	14:43:16	1	0.02	0.01	0.01	5.2	2.7	6.2	0.02	2.79	2.11	1.42	0	0	0	0.01	0	0	0.47
2020-10-28	14:43:17	1	0.01	0.01	0.01	4.3	3.5	4.3	0.01	2.47	2.55	1.39	0	0	0	0	0	0	0.42
2020-10-28	14:43:18	1	0.01	0.01	0.01	5.6	4.1	3.7	0.01	2.77	2.36	1.59	0	0	0	0	0.01	0	0.5
2020-10-28	14:43:19	1	0.01	0.01	0.01	3.9	6.1	5.2	0.02	6.17	9.86	4.29	0	0	0	0	0	0.01	0.76
2020-10-28	14:43:20	1	0.01	0.01	0.01	4.4	4.4	6.6	0.02	2.67	2.16	1.86	0	0	0	0	0.01	0	0.56
2020-10-28	14:43:21	1	0.01	0.02	0.01	3.3	3.9	7.4	0.02	2.78	2.3	1.6	0	0	0	0	0.01	0.01	0.51
2020-10-28	14:43:22	1	0.01	0.01	0.01	4.9	4.4	5.4	0.01	2.53	2.25	1.43	0	0	0	0	0	0	0.46
2020-10-28	14:43:23	1	0.01	0.01	0.02	6.8	3.8	4.3	0.02	2.93	2.27	1.75	0	0	0	0	0	0.01	0.52
2020-10-28	14:43:24	1	0.01	0.01	0.01	4.3	2.6	7.5	0.01	2.44	2.52	1.78	0	0	0	0	0	0	0.59
2020-10-28	14:43:25	1	0.01	0.01	0.01	2.8	4.1	6	0.02	2.52	2.23	1.44	0	0	0	0	0.01	0	0.64
2020-10-28	14:43:26	1	0.01	0.01	0.01	3.8	5.5	8.1	0.01	2.68	2.43	1.56	0	0	0	0	0	0	0.65
2020-10-28	14:43:27	1	0.01	0.01	0.01	5.7	3.3	10	0.01	2.51	2.21	1.78	0	0	0	0	0	0	0.54
2020-10-28	14:43:28	1	0.01	0.01	0.02	5.9	5.3	10	0.02	2.72	2.35	1.93	0	0	0	0	0.01	0.01	0.61
2020-10-28	14:43:29	1	0.01	0.01	0.03	5.3	3.4	8.6	0.03	3.52	6.16	10.62	0	0	0	0	0.01	0.01	0.51
2020-10-28	14:43:30	1	0.01	0.02	0.02	3.5	3.2	8.4	0.02	2.52	2.09	1.83	0	0	0	0	0.01	0.01	0.43
2020-10-28	14:43:31	1	0.01	0.01	0.02	4.7	6.7	6.7	0.02	2.88	2.17	1.83	0	0	0	0	0	0.01	0.44
2020-10-28	14:43:32	1	0.01	0.01	0.01	2.9	4.4	6.3	0.01	2.86	2.34	1.57	0	0	0	0	0	0	0.48
2020-10-28	14:43:33	1	0.01	0.01	0.01	3.2	4.1	4.8	0.01	2.64	2.39	1.67	0	0	0	0	0.01	0.01	0.44
2020-10-28	14:43:34	1	0.01	0.01	0.02	5.7	5	5.2	0.02	2.89	2.36	1.55	0	0	0	0.01	0	0.01	0.46
2020-10-28	14:43:35	1	0.02	0.01	0.02	5.5	5.3	7.9	0.03	2.66	2.52	2.19	0	0	0	0.01	0.01	0.01	0.47
2020-10-28	14:43:36	1	0.01	0.02	0.01	5.5	3.9	4.9	0.02	2.43	2.47	1.75	0	0	0	0	0.01	0.01	0.42
2020-10-28	14:43:37	1	0.01	0.02	0.02	6.4	3.9	7.5	0.03	2.56	2.36	1.8	0	0	0	0.01	0.01	0.01	0.45
2020-10-28	14:43:38	1	0.01	0.01	0.01	3.9	2.4	4.5	0.02	2.75	2.35	1.73	0	0	0	0	0	0.01	0.44
2020-10-28	14:43:39	1	0.01	0.01	0.02	5.5	4.9	8.1	0.02	2.73	2.29	1.75	0	0	0	0.01	0.01	0.01	0.46
2020-10-28	14:43:40	1	0.02	0.02	0.03	7.8	10.3	7.8	0.04	2.73	2.62	2.39	0	0	0	0.01	0.01	0.01	0.55
2020-10-28	14:43:41	1	0.01	0.02	0.03	5.9	4	9.7	0.04	3.06	2.23	2.62	0	0	0	0.01	0.01	0.01	0.47
2020-10-28	14:43:42	1	0.02	0.02	0.04	5.3	4.9	7.9	0.04	2.68	2.81	2.37	0	0	0	0.01	0.01	0.01	0.48
2020-10-28	14:43:43	1	0.02	0.04	0.06	4.3	5.6	8.1	0.07	2.56	2.83	3.95	0	0	0	0.01	0.01	0.03	0.48
2020-10-28	14:43:44	1	0.01	0.02	0.02	5.5	4.7	4.4	0.02	2.78	2.16	1.86	0	0	0	0.01	0.01	0.01	0.46
2020-10-28	14:43:45	1	0.01	0.02	0.04	4.3	5	4.8	0.04	3.01	2.54	2.11	0	0	0	0	0.01	0.01	0.45
2020-10-28	14:43:46	1	0.01	0.02	0.01	2.9	5.3	5.3	0.02	2.84	3.21	1.85	0	0	0	0	0.01	0.01	0.49
2020-10-28	14:43:47	1	0.01	0.02	0.02	3.8	3.9	9.4	0.03	2.86	2.26	2.46	0	0	0	0	0.01	0.01	0.47
2020-10-28	14:43:48	1	0.01	0.02	0.03	9.1	3.8	7.8	0.03	3.09	2.88	2.47	0	0	0	0	0.01	0.01	0.49
2020-10-28	14:43:49	1	0.02	0.02	0.02	6.8	4.4	9.6	0.03	3.07	5.21	2.21	0	0	0	0.01	0.01	0.01	0.52
2020-10-28	14:43:50	1	0.01	0.02	0.03	7.8	3.4	7.2	0.03	3.08	2.62	2.39	0	0	0	0.01	0.01	0.01	0.51
2020-10-28	14:43:51	1	0.01	0.01	0.02	6	4.8	7.3	0.03	6.17	6.43	3.76	0	0	0	0	0.01	0.01	0.77
2020-10-28	14:43:52	1	0.01	0.02	0.03	11.5	7	5	0.03	8.86	10.67	4.92	0	0	0	0	0.01	0.01	1.17
2020-10-28	14:43:53	1	0.01	0.01	0.03	11.8	8.4	4.5	0.03	5.03	5.68	3.03	0	0	0	0	0.01	0.01	0.73
2020-10-28	14:43:54	1	0.01	0.02	0.04	5.7	5.4	6.2	0.04	5.45	5.85	2.68	0	0	0	0.01	0.01	0.01	0.73
2020-10-28	14:43:55	1	0.02	0.03	0.04	5.2	5.3	5.8	0.04	13.43	11.57	6.15	0	0	0	0.01	0.01	0.01	1.96
2020-10-28	14:43:56	1	0.01	0.02	0.03	4.8	6	5.6	0.03	4.88	5.53	3.14	0	0	0	0.01	0.01	0.01	0.77
2020-10-28	14:43:57	1	0.01	0.03	0.04	7.1	4.6	4.6	0.04	6.79	9.83	4.44	0	0	0	0.01	0.01	0.02	0.86
2020-10-28	14:43:58	1	0.02	0.03	0.05	16.9	4.5	4	0.05	17.32	14.52	7.77	0	0	0	0.01	0.01	0.02	1.55
2020-10-28	14:43:59	1	0.02	0.02	0.04	6.4	4.4	3.8	0.05	11.07	11.14	5.48	0	0	0	0.01	0.01	0.02	1.14
2020-10-28	14:44:00	1	0.02	0.04	0.03	4.8	6.2	3.9	0.05	3.88	3.19	2.17	0	0	0	0.01	0.01	0.01	0.58
2020-10-28	14:44:01	1	0.02	0.03	0.05	6.6	4.1	4.6	0.05	3.35	2.48	2.31	0	0	0	0.01	0.01	0.02	0.59
2020-10-28	14:44:02	1	0.03	0.05	0.08	3.7	3.7	4.2	0.09	3.08	3.44	2.91	0	0	0	0.01	0.02	0.03	0.53
2020-10-28	14:44:03	1	0.02	0.06	0.08	6.1	4	4	0.09	2.79	2.72	3.42	0	0	0	0.01	0.02	0.04	0.6
2020-10-28	14:44:04	1	0.03	0.05	0.06	4.9	4.1	4.7	0.07	2.75	2.54	3.39	0	0	0	0.01	0.02	0.03	0.66
2020-10-28	14:44:05	1	0.03	0.04	0.09	4.7	4.8	4.5	0.09	3.21	2.66	3.64	0	0	0	0.01	0.01	0.05	0.59
2020-10-28	14:44:06	1	0.04	0.05	0.08	5.3	4.8	4.6	0.08	7.05	8.32	4.71	0	0	0	0.02	0.02	0.04	1
2020-10-28	14:44:07	1	0.03	0.04	0.1	6.2	5.1	5.7	0.1	3.25	3.32	4.34	0	0	0	0.01	0.02	0.04	0.72
2020-10-28	14:44:08	1	0.03	0.04	0.08	4.9	5.8	5.2	0.08	3.35	2.91	3.75	0	0	0	0.01	0.02	0.03	0.7
2020-10-28	14:44:09	1	0.03	0.04	0.08	4.9	3.2	4.8	0.09	2.8	2.72	4.71	0	0	0	0.01	0.02	0.04	0.65
2020-10-28	14:44:10	1	0.03	0.03	0.07	6.8	5.3	5.4	0.07	3.72	2.79	3.65	0	0	0	0.01	0.01	0.03	0.65
2020-10-28	14:44:11	1	0.04	0.04	0.09	5.2	3.4	5	0.1	8.06	4.91	9.99	0	0	0	0.01	0.02	0.05	0.82
2020-10-28	14:44:12	1	0.03	0.05	0.1	5.2	5.8	4.1	0.11	3.79	3.99	3.83	0	0	0	0.01	0.02	0.05	0.75
2020-10-28	14:44:13	1	0.04	0.06	0.11	5.1	5.2	4.3	0.11	3.59	3.79	4.88	0	0	0	0.02	0.02	0.05	0.97
2020-10-28	14:44:14	1	0.05	0.03	0.15	4.7	4.3	4.5	0.15	3.4	2.61	5.55	0	0	0.01	0.02	0.02	0.1	0.9
2020-10-28	14:44:15	1	0.04	0.05	0.11	5.2	5	3.8	0.11	3.07	3.38	4.47	0	0	0	0.01	0.02	0.04	0.79
2020-10-28	14:44:16	1	0.06	0.04	0.12	4.9	4	5.4	0.12	3.63	3.25	6.42	0	0	0	0.02	0.01	0.05	0.94
2020-10-28	14:44:17	1	0.04	0.03	0.16	6	4.3	4.9	0.16	5.21	6.41	6.83	0	0	0.01	0.02	0.01	0.07	0.98
2020-10-28	14:44:18	1	0.04	0.03	0.08	4.9	6.3	5.8	0.08	7.96	7.56	5.5	0	0	0	0.02	0.01	0.04	1.28
2020-10-28	14:44:19	1	0.04	0.04	0.08	4.7	4.5	6.6	0.08	3.06	2.89	5.29	0	0	0	0.01	0.02	0.03	0.95
2020-10-28	14:44:20	1	0.03	0.06	0.1	5.7	5.5	4.3	0.1	3.31	4.13	5.03	0	0	0	0.01	0.02	0.05	0.92
2020-10-28	14:44:21	1	0.03	0.06	0.09	6.3	3.9	6.8	0.09	4.13	6.09	6.54	0	0	0	0.01	0.03	0.04	0.99
2020-10-28	14:44:22	1	0.05	0.05	0.12	4.3	5	6.1	0.12	3.73	4.93	5.62	0	0	0	0.02	0.02	0.04	1.21
2020-10-28	14:44:23	1	0.04	0.05	0.14	7.6	4.7	5.4	0.14	3.4	4.49	7.5	0	0	0	0.02	0.02	0.05	1.1
2020-10-28	14:44:24	1	0.05	0.07	0.14	6.5	6.2	5.4	0.14	4.06	5.14	8.17	0	0	0	0.02	0.02	0.06	1.26
2020-10-28	14:44:25	1	0.04	0.07	0.14	4.6	4.6	3.9	0.14	3.95	5.34	7.13	0	0	0	0.02	0.03	0.06	1.14
2020-10-28	14:44:26	1	0.06	0.08	0.18	6.5	6.1	7.2	0.18	4.91	6.76	11.96	0	0	0	0.03	0.02	0.07	1.69
2020-10-28	14:44:27	1	0.08	0.06	0.24	5.4	9.2	5	0.24	6.41	7.6	10.72	0	0	0.01	0.03	0.03	0.1	1.65
2020-10-28	14:44:28	1	0.07	0.08	0.17	5.5	7	6.2	0.18	5.45	6.73	12.67	0	0	0	0.03	0.03	0.07	1.66
2020-10-28	14:44:29	1	0.09	0.07	0.25	6.6	10	4.3	0.25	5.64	6.01	14.74	0	0	0.01	0.03	0.03	0.13	1.62
2020-10-28	14:44:30	1	0.07	0.09	0.33	6.9	5.2	5.2	0.33	5.38	7.61	12.33	0	0	0.01	0.03	0.05	0.13	1.68
2020-10-28	14:44:31	1	0.07	0.08	0.21	6.4	5.6	5.5	0.21	5.53	5.33	10.65	0	0	0.01	0.03	0.03	0.1	1.48
2020-10-28	14:44:32	1	0.07	0.14	0.29	6.9	4.8	4.4	0.31	5.46	7.12	13.86	0	0	0.01	0.03	0.06	0.13	1.6
2020-10-28	14:44:33	1	0.04	0.14	0.25	8.4	6	5.2	0.25	5.24	8.44	11.67	0	0	0.01	0.02	0.05	0.08	1.41
2020-10-28	14:44:34	1	0.09	0.09	0.22	6	4.5	6.4	0.23	5.18	6.98	9.85	0	0	0.01	0.04	0.05	0.09	1.77
2020-10-28	14:44:35	1	0.08	0.1	0.37	5.8	5.2	4.9	0.37	5.95	5.83	15.79	0	0	0.01	0.04	0.04	0.14	1.83
2020-10-28	14:44:36	1	0.08	0.18	0.37	5.4	5.3	4.7	0.37	5.18	8.43	13.64	0	0	0.01	0.04	0.06	0.21	1.75
2020-10-28	14:44:37	1	0.07	0.16	0.37	6.1	5.7	5.2	0.37	5.08	7.26	15.61	0	0	0.01	0.03	0.06	0.14	1.34
2020-10-28	14:44:38	1	0.08	0.12	0.32	5.6	5.4	5.6	0.33	4.39	5.56	13.5	0	0	0.01	0.03	0.04	0.12	1.47
2020-10-28	14:44:39	1	0.07	0.1	0.27	4.9	4.6	5.2	0.27	3.82	5.34	13.41	0	0	0.01	0.04	0.04	0.13	1.43
2020-10-28	14:44:40	1	0.09	0.12	0.23	5.8	5.1	7.4	0.23	4.07	6.92	12.23	0	0	0.01	0.03	0.06	0.11	1.5
2020-10-28	14:44:41	1	0.09	0.18	0.38	5.2	5.5	5.4	0.38	4.71	7.25	15.33	0	0.01	0.01	0.03	0.08	0.17	1.49
2020-10-28	14:44:42	1	0.1	0.18	0.28	7.2	5.5	5.2	0.29	6.13	7.2	14.01	0	0.01	0.01	0.03	0.08	0.14	1.68
2020-10-28	14:44:43	1	0.05	0.12	0.39	6.8	5	6.6	0.39	4.98	6.03	16.85	0	0	0.01	0.02	0.07	0.16	1.21
2020-10-28	14:44:44	1	0.06	0.13	0.3	5.9	5	7	0.31	3.39	7.17	14.02	0	0	0.01	0.02	0.07	0.11	1.16
2020-10-28	14:44:45	1	0.05	0.12	0.29	7.2	5.8	6.3	0.29	4.43	6.19	13.67	0	0	0.01	0.02	0.05	0.13	1.21
2020-10-28	14:44:46	1	0.05	0.1	0.25	7	7.9	7.1	0.26	4.77	7.39	14.99	0	0	0.01	0.02	0.04	0.12	1.17
2020-10-28	14:44:47	1	0.09	0.12	0.2	6.9	7	6.1	0.21	4.96	7.27	14.48	0	0	0.01	0.04	0.05	0.1	1.83
2020-10-28	14:44:48	1	0.08	0.11	0.2	6.2	4.9	6.9	0.2	4.51	7.04	12.62	0	0	0	0.03	0.05	0.07	1.48
2020-10-28	14:44:49	1	0.06	0.13	0.31	6	5.3	5.6	0.32	4.92	8.12	12.76	0	0	0.01	0.03	0.06	0.1	1.31
2020-10-28	14:44:50	1	0.09	0.17	0.22	7.2	6.8	6.6	0.23	5.17	8.14	12.52	0	0	0.01	0.03	0.07	0.08	1.58
2020-10-28	14:44:51	1	0.11	0.11	0.23	6.3	6.4	7	0.24	5.7	6.45	12.52	0	0	0	0.05	0.04	0.1	2.1
2020-10-28	14:44:52	1	0.07	0.13	0.19	5.6	4.3	4.4	0.22	3.92	6.35	13.74	0	0	0.01	0.03	0.05	0.11	1.39
2020-10-28	14:44:53	1	0.09	0.1	0.24	7.1	5.3	6.2	0.24	4.64	4.95	12.88	0	0	0.01	0.03	0.05	0.09	1.68
2020-10-28	14:44:54	1	0.08	0.1	0.24	7.6	5.5	6.5	0.24	5	6.08	13.16	0	0	0.01	0.03	0.04	0.11	1.66
2020-10-28	14:44:55	1	0.07	0.13	0.35	4.8	7	6	0.35	4.83	6.87	16.43	0	0	0.01	0.03	0.05	0.12	1.49
2020-10-28	14:44:56	1	0.09	0.12	0.29	6.1	6.6	6.8	0.3	4.76	8.27	16.34	0	0	0.01	0.04	0.05	0.14	1.75
2020-10-28	14:44:57	1	0.07	0.15	0.36	5.1	6	7.9	0.36	4.22	7.92	19.14	0	0	0.01	0.03	0.06	0.12	1.61
2020-10-28	14:44:58	1	0.08	0.15	0.39	7.7	6.5	5.9	0.39	5.91	8.42	16.09	0	0	0.01	0.04	0.07	0.14	1.81
2020-10-28	14:44:59	1	0.07	0.17	0.31	8.3	6.3	8.8	0.31	4.01	8.24	16.31	0	0	0.01	0.03	0.07	0.13	1.55
2020-10-28	14:45:00	1	0.06	0.12	0.23	7.2	5.7	5.2	0.25	3.82	6.88	12.27	0	0	0.01	0.03	0.05	0.09	1.35
2020-10-28	14:45:01	1	0.09	0.14	0.38	5.9	6.2	4.9	0.39	5.8	6.48	17.08	0	0	0.01	0.04	0.05	0.15	1.84
2020-10-28	14:45:02	1	0.08	0.14	0.22	6.3	6.5	8.5	0.22	6.72	7.42	11.77	0	0	0	0.03	0.05	0.09	1.61
2020-10-28	14:45:03	1	0.08	0.11	0.24	5.5	4.7	5.1	0.26	5.13	5.42	13.31	0	0	0.01	0.04	0.04	0.1	1.56
2020-10-28	14:45:04	1	0.06	0.09	0.22	4.5	5.8	4.3	0.22	5.65	6.52	11.62	0	0	0.01	0.02	0.03	0.1	1.38
2020-10-28	14:45:05	1	0.12	0.08	0.32	6.6	8.1	5.8	0.32	6	5.9	13.53	0	0	0.01	0.04	0.03	0.14	1.86
2020-10-28	14:45:06	1	0.09	0.1	0.26	6.9	5.2	5.3	0.26	5.69	6.67	10.55	0	0	0.01	0.03	0.05	0.1	1.86
2020-10-28	14:45:07	1	0.11	0.14	0.31	7	6.4	6.9	0.33	5.87	7.72	18.99	0	0	0.01	0.05	0.05	0.12	2.02
2020-10-28	14:45:08	1	0.07	0.09	0.24	5.2	5.7	5.5	0.24	4.52	4.57	11.03	0	0	0.01	0.04	0.04	0.1	1.65
2020-10-28	14:45:09	1	0.09	0.13	0.26	5.8	5.5	5.7	0.26	4.98	7.12	11.24	0	0	0.01	0.04	0.05	0.12	1.63
2020-10-28	14:45:10	1	0.1	0.16	0.42	7.1	4.5	6.3	0.42	6.32	7.62	19.08	0	0.01	0.01	0.04	0.07	0.16	1.95
2020-10-28	14:45:11	1	0.13	0.14	0.46	7.4	6.6	6.3	0.46	6.75	8.19	17.95	0	0	0.01	0.05	0.06	0.2	2
2020-10-28	14:45:12	1	0.1	0.12	0.42	5.3	5.7	5.2	0.43	6.38	7.12	17.81	0	0	0.01	0.04	0.06	0.18	1.62

Date	Time	Duration (s	PPV X/Trar	PPV Y/Lon	PPV Z/Vert	ZC Freq X/	ZC Freq Y/I	ZC Freq Z/\	PVS (mm/s	Pk Accel X/	Pk Accel Y/	Pk Accel Z/	Pk Displ X/	Pk Displ Y/I	Pk Displ Z/\	RMS Vel X/	RMS Vel Y/	RMS Vel Z/Vert (n	RMS Accel
2020-10-28	14:45:13	1	0.08	0.21	0.43	4.9	6.4	7.1	0.44	5.02	8.69	23.53	0	0	0.01	0.03	0.08	0.17	1.56
2020-10-28	14:45:14	1	0.12	0.1	0.27	6.7	6.5	5.4	0.28	6.52	5.91	13.02	0	0	0.01	0.05	0.04	0.13	2.04
2020-10-28	14:45:15	1	0.07	0.15	0.21	8.9	5.2	6.9	0.22	6.15	6.91	12.43	0	0	0.01	0.03	0.05	0.07	1.56
2020-10-28	14:45:16	1	0.09	0.11	0.26	6.3	5.4	7.9	0.26	5.5	7.31	16.41	0	0	0.01	0.03	0.05	0.12	1.8
2020-10-28	14:45:17	1	0.1	0.12	0.22	6.9	4.3	7	0.22	5.64	5.65	12.94	0	0	0	0.03	0.04	0.08	1.93
2020-10-28	14:45:18	1	0.1	0.09	0.27	5.5	7.7	9.4	0.28	5.86	6.71	18.15	0	0	0.01	0.04	0.04	0.11	1.9
2020-10-28	14:45:19	1	0.09	0.11	0.26	4.6	5.1	5.6	0.26	4.85	5.48	13.09	0	0	0.01	0.03	0.04	0.11	1.66
2020-10-28	14:45:20	1	0.08	0.08	0.26	7.7	8.1	4.7	0.26	5.18	5.88	13.36	0	0	0.01	0.03	0.03	0.11	1.56
2020-10-28	14:45:21	1	0.08	0.11	0.23	7.2	5.3	4.7	0.23	5.17	6.33	10.82	0	0	0.01	0.03	0.04	0.1	1.52
2020-10-28	14:45:22	1	0.09	0.14	0.34	6.5	7.1	6.2	0.34	6.62	21.18	74.53	0	0	0.01	0.04	0.05	0.13	1.79
2020-10-28	14:45:23	1	0.09	0.11	0.28	7.9	5.6	6.3	0.29	11.32	8.28	182.5	0	0	0.01	0.04	0.04	0.12	1.87
2020-10-28	14:45:24	1	0.12	0.1	0.35	5.2	6.3	6.2	0.36	113.19	12.95	43.36	0	0	0.01	0.04	0.04	0.12	4.72
2020-10-28	14:45:25	1	0.09	0.1	0.36	6.8	3.5	7.4	0.36	5.92	5.95	17.49	0	0	0.01	0.04	0.05	0.13	1.81
2020-10-28	14:45:26	1	0.09	0.1	0.27	4.3	7.9	5	0.27	5.75	6.34	13.87	0	0	0.01	0.04	0.04	0.11	1.96
2020-10-28	14:45:27	1	0.08	0.11	0.34	7.5	4.6	6.9	0.35	5.67	6.32	18.18	0	0	0.01	0.04	0.04	0.14	1.79
2020-10-28	14:45:28	1	0.13	0.11	0.21	7.4	6.8	5	0.21	6.59	7.24	12.64	0	0	0.01	0.05	0.04	0.1	2.46
2020-10-28	14:45:29	1	0.09	0.07	0.24	6.4	8.7	7.1	0.24	4.97	6.99	13.46	0	0	0.01	0.03	0.03	0.09	1.65
2020-10-28	14:45:30	1	0.07	0.13	0.3	7.6	8	7.4	0.32	4.55	7.91	16.53	0	0	0.01	0.03	0.05	0.13	1.47
2020-10-28	14:45:31	1	0.13	0.07	0.29	7.5	7.9	6	0.31	7.39	6.4	16.18	0	0	0.01	0.04	0.03	0.11	2.13
2020-10-28	14:45:32	1	0.1	0.09	0.2	7.8	5.5	10.6	0.2	6.45	5.65	13.41	0	0	0.01	0.03	0.04	0.08	2.03
2020-10-28	14:45:33	1	0.07	0.11	0.21	8.3	8	5.3	0.21	5.87	6.09	11.83	0	0	0.01	0.03	0.04	0.1	1.81
2020-10-28	14:45:34	1	0.07	0.09	0.23	8.4	7.6	6.8	0.23	6.49	5.56	15.74	0	0	0	0.04	0.04	0.1	1.87
2020-10-28	14:45:35	1	0.06	0.09	0.27	10.4	7.4	7.1	0.27	47.25	24.91	32.27	0	0	0.01	0.03	0.04	0.12	2.52
2020-10-28	14:45:36	1	0.08	0.09	0.29	7.2	9.7	4.8	0.29	5.26	6.22	17.52	0	0	0.01	0.04	0.04	0.14	1.82
2020-10-28	14:45:37	1	0.08	0.07	0.22	6.7	4.3	7.2	0.23	6.6	8.2	12.73	0	0	0	0.04	0.03	0.09	1.95
2020-10-28	14:45:38	1	0.09	0.08	0.21	6.8	7.9	10	0.22	5.52	6.45	15.96	0	0	0	0.03	0.03	0.08	1.77
2020-10-28	14:45:39	1	0.08	0.11	0.19	5.4	7.8	10	0.21	5.5	6.15	12.92	0	0	0	0.03	0.04	0.06	1.92
2020-10-28	14:45:40	1	0.1	0.11	0.27	7.4	7.8	6.9	0.28	6.29	6.87	15.82	0	0	0.01	0.04	0.05	0.13	2.01
2020-10-28	14:45:41	1	0.08	0.14	0.18	8.5	6.8	6.6	0.2	6.92	7.82	13.29	0	0	0.01	0.04	0.05	0.09	2.13
2020-10-28	14:45:42	1	0.08	0.12	0.27	8.3	3.7	5.2	0.28	7.83	10.61	19.28	0	0	0.01	0.03	0.04	0.13	1.96
2020-10-28	14:45:43	1	0.08	0.1	0.21	5.4	7.1	4.4	0.23	5.83	6.32	13.55	0	0	0.01	0.03	0.05	0.09	1.74
2020-10-28	14:45:44	1	0.07	0.14	0.24	9.4	7.2	8	0.24	5.87	8.21	12.75	0	0	0	0.03	0.05	0.1	1.98
2020-10-28	14:45:45	1	0.08	0.09	0.3	7.4	4.8	6.4	0.3	5.85	6.32	18.08	0	0	0.01	0.03	0.04	0.1	1.86
2020-10-28	14:45:46	1	0.08	0.13	0.32	7.5	5.2	8	0.33	5.82	8.75	20.1	0	0	0.01	0.04	0.05	0.11	1.84
2020-10-28	14:45:47	1	0.06	0.16	0.33	5.8	6.6	5.2	0.33	5.6	8.86	16.56	0	0	0.01	0.03	0.05	0.14	1.67
2020-10-28	14:45:48	1	0.08	0.11	0.33	7.9	7.8	5	0.33	7.26	7.65	19.02	0	0	0.01	0.04	0.05	0.14	2.04
2020-10-28	14:45:49	1	0.1	0.13	0.28	5.6	5.5	6.5	0.3	5.45	7.24	16.03	0	0	0.01	0.04	0.05	0.12	2.1
2020-10-28	14:45:50	1	0.1	0.11	0.31	5.9	7.6	8.6	0.32	5.93	7.88	17.01	0	0	0.01	0.04	0.05	0.11	1.74
2020-10-28	14:45:51	1	0.1	0.11	0.21	6	8.5	5.1	0.22	7.99	7.82	16.24	0	0	0.01	0.04	0.04	0.1	1.94
2020-10-28	14:45:52	1	0.12	0.1	0.37	6.3	5.6	5.5	0.37	6.08	5.76	20.09	0	0	0.01	0.05	0.04	0.15	2.28
2020-10-28	14:45:53	1	0.12	0.15	0.29	5.5	6.4	6.5	0.3	6.25	7.92	14.93	0	0	0.01	0.05	0.06	0.12	2.19
2020-10-28	14:45:54	1	0.08	0.13	0.27	10	6.8	5	0.28	6.99	8.19	15.51	0	0	0.01	0.04	0.05	0.13	1.99
2020-10-28	14:45:55	1	0.09	0.1	0.31	5.7	4.3	5.7	0.32	5.67	6.29	16.79	0	0	0.01	0.04	0.04	0.11	1.79
2020-10-28	14:45:56	1	0.1	0.11	0.29	4.6	6.7	6	0.3	6.68	8.03	15.19	0	0	0.01	0.05	0.04	0.14	2.11
2020-10-28	14:45:57	1	0.07	0.11	0.36	8.7	6.6	8.2	0.36	5.52	6.11	19.69	0	0	0.01	0.03	0.04	0.12	1.89
2020-10-28	14:45:58	1	0.07	0.14	0.32	3.6	5.5	5.6	0.32	5	7.86	14.11	0	0	0.01	0.03	0.06	0.14	1.66
2020-10-28	14:45:59	1	0.08	0.15	0.47	5.5	6.5	6.6	0.47	5	8.19	22.67	0	0	0.01	0.03	0.05	0.16	1.75
2020-10-28	14:46:00	1	0.07	0.13	0.33	8.1	7.2	4.3	0.33	5.1	6.96	14.1	0	0	0.01	0.03	0.05	0.13	1.66
2020-10-28	14:46:01	1	0.11	0.16	0.41	6.6	6.2	4.3	0.41	6.56	8.99	19.46	0	0	0.01	0.04	0.05	0.17	1.97
2020-10-28	14:46:02	1	0.09	0.15	0.38	8.7	6.3	7.2	0.39	7.58	6.53	17.85	0	0	0.01	0.03	0.05	0.15	1.91
2020-10-28	14:46:03	1	0.11	0.1	0.4	7.7	4.7	6.1	0.4	6.04	6.85	19.6	0	0	0.01	0.04	0.05	0.13	1.94
2020-10-28	14:46:04	1	0.11	0.14	0.34	5.5	5.1	4.7	0.35	4.93	8.23	20.85	0	0	0.01	0.05	0.06	0.15	1.99
2020-10-28	14:46:05	1	0.1	0.15	0.3	6.9	6.3	7.5	0.31	6.83	6.66	15.22	0	0	0.01	0.04	0.06	0.14	1.81
2020-10-28	14:46:06	1	0.13	0.12	0.41	6.9	7	6.9	0.41	7.47	6.64	18.29	0	0	0.01	0.05	0.06	0.14	2.06
2020-10-28	14:46:07	1	0.08	0.13	0.3	7.9	4.6	6.9	0.31	5.56	8.51	13.48	0	0	0.01	0.03	0.07	0.12	1.75
2020-10-28	14:46:08	1	0.12	0.16	0.38	6.7	4.8	4.8	0.39	6.47	8.55	21.34	0	0	0.01	0.05	0.06	0.16	1.97
2020-10-28	14:46:09	1	0.08	0.18	0.35	6.3	7.4	6.1	0.35	5.02	9.77	17.16	0	0	0.01	0.03	0.06	0.12	1.63
2020-10-28	14:46:10	1	0.07	0.21	0.42	6.7	6.2	5.2	0.42	5.21	7.95	15.82	0	0.01	0.01	0.03	0.08	0.18	1.58
2020-10-28	14:46:11	1	0.09	0.17	0.52	6.6	5	6.8	0.52	5.24	8.12	19.47	0	0.01	0.01	0.04	0.08	0.22	1.85
2020-10-28	14:46:12	1	0.12	0.2	0.42	7.6	5.3	5.6	0.44	6.96	9.34	16.41	0	0.01	0.01	0.04	0.09	0.16	2.14
2020-10-28	14:46:13	1	0.11	0.18	0.37	6.1	6.5	6.8	0.38	5.68	9.36	16.21	0	0	0.01	0.04	0.08	0.13	1.88
2020-10-28	14:46:14	1	0.07	0.21	0.45	4.9	6.4	6.9	0.45	5.1	12.14	21.36	0	0.01	0.01	0.03	0.09	0.15	1.73
2020-10-28	14:46:15	1	0.07	0.12	0.24	5.2	4.3	6.8	0.24	5.22	8.29	13.92	0	0	0.01	0.03	0.06	0.09	1.52
2020-10-28	14:46:16	1	0.09	0.11	0.22	6.2	6.8	8.7	0.24	6.19	6.44	15.04	0	0	0	0.04	0.05	0.08	1.86
2020-10-28	14:46:17	1	0.07	0.09	0.2	4.7	4.8	5.3	0.21	4.87	6	9.65	0	0	0	0.03	0.04	0.07	1.5
2020-10-28	14:46:18	1	0.07	0.12	0.24	5.1	5.1	8	0.24	4.69	5.59	14.26	0	0	0.01	0.02	0.06	0.11	1.43
2020-10-28	14:46:19	1	0.08	0.1	0.29	6	5.9	4.8	0.3	6.54	7.44	12.51	0	0	0.01	0.03	0.04	0.13	1.66
2020-10-28	14:46:20	1	0.07	0.11	0.42	4.7	4.6	6.3	0.43	4.62	6.51	16.97	0	0	0.01	0.03	0.05	0.2	1.46
2020-10-28	14:46:21	1	0.08	0.12	0.32	6.7	5.9	4.8	0.32	4.77	7.8	12.76	0	0	0.01	0.03	0.05	0.13	1.71
2020-10-28	14:46:22	1	0.08	0.11	0.37	7	4.1	4.6	0.38	5.38	5.62	19.44	0	0	0.01	0.03	0.04	0.19	1.71
2020-10-28	14:46:23	1	0.05	0.14	0.32	4.1	5.7	5	0.33	5.53	8.5	14.36	0	0	0.01	0.02	0.07	0.14	1.3
2020-10-28	14:46:24	1	0.08	0.11	0.26	6.1	5.2	6.7	0.28	5.38	6.98	12.19	0	0	0.01	0.03	0.05	0.09	1.44
2020-10-28	14:46:25	1	0.08	0.16	0.22	5.9	6	5.9	0.23	5.5	8.38	13.63	0	0	0.01	0.04	0.08	0.12	1.88
2020-10-28	14:46:26	1	0.06	0.13	0.38	5.4	5	4.9	0.41	4.68	6.46	14.12	0	0	0.01	0.03	0.07	0.17	1.57
2020-10-28	14:46:27	1	0.07	0.12	0.24	6.6	5.7	5.5	0.26	5.15	7.68	13.01	0	0	0.01	0.03	0.05	0.11	1.41
2020-10-28	14:46:28	1	0.08	0.17	0.27	6.7	6.1	7.9	0.29	5.19	9.17	17.1	0	0.01	0.01	0.03	0.07	0.13	1.64
2020-10-28	14:46:29	1	0.06	0.11	0.27	8.3	5.8	5.7	0.27	4.8	6.9	12.53	0	0	0.01	0.03	0.04	0.11	1.51
2020-10-28	14:46:30	1	0.09	0.11	0.22	3.8	4.9	7.1	0.23	6.09	6.94	13.61	0	0	0.01	0.03	0.05	0.1	1.62
2020-10-28	14:46:31	1	0.07	0.08	0.27	5.3	4.5	5.2	0.28	5.51	7.22	15.13	0	0	0.01	0.03	0.04	0.11	1.8
2020-10-28	14:46:32	1	0.09	0.12	0.21	5.5	4.5	4.7	0.23	5.01	6.37	11.31	0	0	0.01	0.04	0.04	0.07	1.68
2020-10-28	14:46:33	1	0.09	0.06	0.29	5.4	5.7	7.1	0.29	7.12	7.28	15.37	0	0	0.01	0.04	0.03	0.1	1.92
2020-10-28	14:46:34	1	0.07	0.11	0.21	5.8	5.3	7	0.21	6.58	6.37	12.86	0	0	0	0.03	0.05	0.09	1.82
2020-10-28	14:46:35	1	0.06	0.14	0.22	3.5	5.6	6.8	0.22	5.62	6.64	13.16	0	0	0.01	0.03	0.04	0.1	1.77
2020-10-28	14:46:36	1	0.08	0.06	0.24	7.8	6.6	5.9	0.24	5.12	6.03	13.97	0	0	0.01	0.03	0.02	0.11	1.71
2020-10-28	14:46:37	1	0.07	0.11	0.26	4.3	6.4	5.9	0.26	5.48	6.51	16.22	0	0	0.01	0.03	0.04	0.1	1.62
2020-10-28	14:46:38	1	0.11	0.07	0.2	6.1	4.1	8.1	0.21	7.22	7.28	12.84	0	0	0	0.04	0.03	0.08	1.98
2020-10-28	14:46:39	1	0.1	0.11	0.4	5.6	6.6	6.1	0.4	6.45	8.55	21.08	0	0	0.01	0.05	0.06	0.18	2.32
2020-10-28	14:46:40	1	0.12	0.1	0.26	7	6.5	6.7	0.27	7.17	8.02	15.61	0	0	0.01	0.05	0.04	0.1	2.6
2020-10-28	14:46:41	1	0.1	0.09	0.21	6.5	5.1	6.5	0.21	8.45	6.83	14.04	0	0	0	0.04	0.03	0.09	2.22
2020-10-28	14:46:42	1	0.08	0.16	0.28	6.9	5.2	5.9	0.29	7.38	9.23	16.65	0	0.01	0.01	0.04	0.08	0.13	2.22
2020-10-28	14:46:43	1	0.06	0.16	0.32	5	5.1	6.3	0.32	6.15	8.91	17.16	0	0	0.01	0.03	0.07	0.16	1.95
2020-10-28	14:46:44	1	0.12	0.15	0.33	5.6	5.5	5.7	0.33	6.39	7.46	17.95	0	0	0.01	0.04	0.06	0.14	2.23
2020-10-28	14:46:45	1	0.1	0.16	0.34	6.3	4.9	5.8	0.35	6.02	9.14	15.91	0	0	0.01	0.05	0.07	0.16	2.14
2020-10-28	14:46:46	1	0.11	0.16	0.28	5.3	5.3	7.8	0.31	8.77	10.56	21.86	0	0	0.01	0.04	0.08	0.13	2.2
2020-10-28	14:46:47	1	0.11	0.2	0.46	8.8	5.6	5.8	0.46	7.44	11.76	24.15	0	0.01	0.01	0.04	0.08	0.18	2.37
2020-10-28	14:46:48	1	0.13	0.18	0.41	6.8	6.8	5.4	0.42	8.86	10.7	18.86	0	0	0.01	0.06	0.08	0.18	2.73
2020-10-28	14:46:49	1	0.08	0.16	0.38	5.3	5.3	7.4	0.38	7.14	10.36	22.02	0	0.01	0.01	0.03	0.06	0.14	2.32
2020-10-28	14:46:50	1	0.09	0.09	0.34	4.4	6.4	6	0.34	7.02	9.88	16.71	0	0	0.01	0.03	0.04	0.13	2.02
2020-10-28	14:46:51	1	0.1	0.13	0.22	8.7	8.1	10.6	0.24	7.39	8.54	17.72	0	0	0	0.04	0.05	0.1	2.34
2020-10-28	14:46:52	1	0.1	0.16	0.25	5.8	5.6	10.5	0.26	6.9	10.61	17.93	0	0	0.01	0.04	0.07	0.1	2.31
2020-10-28	14:46:53	1	0.1	0.12	0.36	6.7	6.8	11.5	0.37	7.26	12.72	26.81	0	0	0.01	0.04	0.05	0.12	2.21
2020-10-28	14:46:54	1	0.08	0.13	0.22	5.6	9	8.2	0.23	7.37	9.75	20.37	0	0	0	0.04	0.06	0.1	2.25
2020-10-28	14:46:55	1	0.08	0.17	0.39	7	7.5	9.1	0.39	6.94	9.12	21.76	0	0	0.01	0.03	0.07	0.16	2.08
2020-10-28	14:46:56	1	0.1	0.21	0.42	6.1	5.6	5.3	0.42	6.23	9.24	18.96	0	0.01	0.01	0.04	0.09	0.18	1.94
2020-10-28	14:46:57	1	0.08	0.17	0.24	5.8	6.3	5.7	0.26	5.9	9.57	14.95	0	0	0.01	0.03	0.07	0.11	2
2020-10-28	14:46:58	1	0.1	0.12	0.23	6	8	7.4	0.24	7.06	8.87	14.03	0	0	0	0.05	0.04	0.1	2.4
2020-10-28	14:46:59	1	0.1	0.09	0.2	6.3	7	6.4	0.2	6.09	7.24	15.58	0	0	0	0.04	0.04	0.09	2.09
2020-10-28	14:47:00	1	0.09	0.12	0.28	4.8	9.1	5	0.29	6.21	7.75	21.24	0	0	0.01	0.04	0.04	0.11	2.11
2020-10-28	14:47:01	1	0.11	0.12	0.27	4.5	7.2	10.1	0.27	7.17	7.83	18.59	0	0	0.01	0.04	0.04	0.12	2.27
2020-10-28	14:47:02	1	0.11	0.17	0.36	6.8	6.3	7.2	0.36	6.84	8.8	16.84	0	0	0.01	0.04	0.07	0.12	2.23
2020-10-28	14:47:03	1	0.08	0.1	0.29	7.9	5	7.2	0.29	7.51	7.38	18.24	0	0	0.01	0.03	0.05	0.11	2.02
2020-10-28	14:47:04	1	0.08	0.11	0.36	6.3	7.5	7.5	0.37	6.32	7.95	18.43	0	0	0.01	0.03	0.05	0.11	2.06
2020-10-28	14:47:05	1	0.08	0.12	0.21	5	3.7	9	0.21	5.06	7.08	15.29	0	0	0	0.03	0.05	0.11	1.84
2020-10-28	14:47:06	1	0.1	0.14	0.34	5.9	5.2	5.9	0.34	7.26	8.77	19.38	0	0	0.01	0.04	0.06	0.16	2.21
2020-10-28	14:47:07	1	0.08	0.11	0.24	7	5	7.9	0.24	6.04	9.62	15.78	0	0	0	0.03	0.05	0.1	1.9
2020-10-28	14:47:08	1	0.08	0.14	0.3	6.9	5.3	5.5	0.31	5.61	7.4	16.66	0	0	0.01	0.03	0.05	0.1	1.78
2020-10-28	14:47:09	1	0.1	0.12	0.36	7.9	6.1	6.5	0.36	6.53	7.77	21.8	0	0	0.01	0.04	0.04	0.12	2.05
2020-10-28	14:47:10	1	0.09	0.12	0.21	5.8	7.9	9	0.21	6.22	7.07	14.77	0	0	0	0.03	0.04	0.09	1.93
2020-10-28	14:47:11	1	0.07	0.13	0.27	5.3	5.4	7.6	0.28	5.83	7.2	16.36	0	0	0.01	0.03	0.05	0.14	1.58
2020-10-28	14:47:12	1	0.1	0.09	0.23	6.7	4.7	5.9	0.24	6.28	9.16	16.38	0	0	0.01	0.03	0.03	0.09	1.81
2020-10-28	14:47:13	1	0.09	0.11	0.24	6.8	5.5	7.1	0.24	8.2	11.67	12.16	0	0	0	0.03	0.04	0.09	2
2020-10-28	14:47:14	1	0.07	0.12	0.25	6.5	4	7.1	0.25	5.73	6.6	13.84	0	0	0.01	0.02	0.05	0.09	1.44
2020-10-28	14:47:15	1	0.06	0.09	0.3	6.1	6.6	6.2	0.31	4.18	6.98	14.61	0	0	0.01	0.02	0.04	0.11	1.4
2020-10-28	14:47:16	1	0.07	0.07	0.21	5.6	5.3	7.1	0.22	5.76	5.87	10.02	0	0	0	0.03	0.03	0.09	1.37

Date	Time	Duration (s	PPV X/Trar	PPV Y/Lon	PPV Z/Vert	ZC Freq X/	ZC Freq Y/I	ZC Freq Z/\	PVS (mm/s	Pk Accel X/	Pk Accel Y/	Pk Accel Z/	Pk Displ X/	Pk Displ Y/I	Pk Displ Z/\	RMS Vel X/	RMS Vel Y/	RMS Vel Z/Vert (n	RMS Accel
2020-10-28	14:47:17	1	0.06	0.1	0.24	7.6	5.7	6.1	0.24	4.72	6.65	11.46	0	0	0.01	0.03	0.05	0.08	1.53
2020-10-28	14:47:18	1	0.07	0.09	0.33	7.5	8.5	7.9	0.33	4.47	7.13	18.57	0	0	0.01	0.03	0.04	0.11	1.53
2020-10-28	14:47:19	1	0.07	0.12	0.23	5.2	5.3	6	0.23	9.95	10.78	13.72	0	0	0.01	0.03	0.05	0.1	1.67
2020-10-28	14:47:20	1	0.08	0.08	0.24	6.3	7.4	7.3	0.24	11.22	9.55	13.45	0	0	0.01	0.03	0.04	0.12	1.75
2020-10-28	14:47:21	1	0.08	0.11	0.3	6.1	6.2	6	0.3	6.31	11.43	12.8	0	0	0.01	0.03	0.05	0.1	1.47
2020-10-28	14:47:22	1	0.06	0.1	0.2	8.1	6.1	5.4	0.22	8.84	8.23	10.02	0	0	0.01	0.02	0.04	0.08	1.62
2020-10-28	14:47:23	1	0.09	0.1	0.25	5.8	4.8	5.8	0.26	12.9	13.04	11.97	0	0	0.01	0.04	0.05	0.11	2.1
2020-10-28	14:47:24	1	0.05	0.1	0.18	6.2	4.4	5.3	0.18	5.78	7.27	10.83	0	0	0	0.02	0.04	0.09	1.38
2020-10-28	14:47:25	1	0.09	0.08	0.2	5.9	7.5	7.1	0.2	6.64	6.04	13.36	0	0	0	0.04	0.03	0.08	1.79
2020-10-28	14:47:26	1	0.08	0.05	0.18	6.1	6.8	5.6	0.18	5.03	5.76	10.13	0	0	0	0.04	0.02	0.06	1.82
2020-10-28	14:47:27	1	0.05	0.09	0.18	8.1	5.9	6.3	0.18	4	6.13	15.96	0	0	0	0.03	0.04	0.07	1.31
2020-10-28	14:47:28	1	0.08	0.09	0.17	4.8	7.6	8.2	0.18	5.53	7.44	11.8	0	0	0	0.03	0.04	0.07	1.51
2020-10-28	14:47:29	1	0.08	0.12	0.31	8.4	6.8	6.3	0.32	5.47	7.22	14.71	0	0	0.01	0.03	0.05	0.12	1.65
2020-10-28	14:47:30	1	0.09	0.12	0.25	7.3	5.6	4.9	0.26	5.38	6.05	10.94	0	0	0.01	0.03	0.04	0.1	1.65
2020-10-28	14:47:31	1	0.06	0.11	0.29	6.1	5.2	3.8	0.29	5.04	7.08	12.8	0	0	0.01	0.03	0.05	0.12	1.54
2020-10-28	14:47:32	1	0.05	0.11	0.18	6.3	5.7	6	0.19	3.92	6.32	9.62	0	0	0	0.02	0.05	0.09	1.31
2020-10-28	14:47:33	1	0.1	0.08	0.26	6.7	6.8	6.5	0.27	5.14	7.6	12.12	0	0	0.01	0.04	0.04	0.09	1.68
2020-10-28	14:47:34	1	0.07	0.14	0.2	5.6	5.7	7.9	0.21	5.8	6.96	13.53	0	0	0	0.03	0.05	0.08	1.63
2020-10-28	14:47:35	1	0.09	0.11	0.25	5.3	7.2	6.5	0.25	5.47	6.37	12.35	0	0	0.01	0.04	0.05	0.11	1.5
2020-10-28	14:47:36	1	0.06	0.13	0.25	5.2	5	4.7	0.25	5.04	6.09	15.86	0	0	0.01	0.02	0.06	0.12	1.36
2020-10-28	14:47:37	1	0.07	0.08	0.28	3.6	6	5.4	0.28	5.05	5.78	16.75	0	0	0.01	0.03	0.04	0.12	1.57
2020-10-28	14:47:38	1	0.08	0.14	0.4	5.2	7.6	6.2	0.4	5.46	10.62	78.42	0	0	0.01	0.04	0.05	0.16	1.76
2020-10-28	14:47:39	1	0.08	0.08	0.2	6.1	10.1	4.8	0.21	4.74	6.82	13.41	0	0	0.01	0.03	0.03	0.1	1.65
2020-10-28	14:47:40	1	0.04	0.08	0.2	6.8	3.7	6.6	0.2	5.05	5.28	11.8	0	0	0	0.02	0.03	0.09	1.28
2020-10-28	14:47:41	1	0.08	0.11	0.23	6	6.5	9.7	0.24	7.07	6.67	15.63	0	0	0.01	0.03	0.05	0.1	1.46
2020-10-28	14:47:42	1	0.08	0.12	0.27	7	6.4	6.6	0.27	5.83	8.21	17.66	0	0	0.01	0.03	0.04	0.12	1.55
2020-10-28	14:47:43	1	0.06	0.17	0.21	5.6	5.5	5.2	0.28	5.95	8.57	13.93	0	0	0.01	0.03	0.06	0.11	1.6
2020-10-28	14:47:44	1	0.08	0.13	0.19	8.1	4.3	8.3	0.19	7.36	9.21	11.32	0	0	0.01	0.02	0.05	0.08	1.55
2020-10-28	14:47:45	1	0.06	0.11	0.23	6.7	4.7	5.4	0.23	5.18	8.56	14	0	0	0.01	0.03	0.05	0.1	1.61
2020-10-28	14:47:46	1	0.06	0.12	0.32	9	6.9	7.1	0.32	6.25	9.41	13.05	0	0	0.01	0.03	0.05	0.12	1.67
2020-10-28	14:47:47	1	0.05	0.1	0.33	8.1	7.8	7.1	0.34	4.79	6.73	15.26	0	0	0.01	0.02	0.04	0.1	1.36
2020-10-28	14:47:48	1	0.07	0.11	0.26	6.8	7.5	7.6	0.27	4.33	7.87	13.97	0	0	0.01	0.02	0.05	0.11	1.36
2020-10-28	14:47:49	1	0.09	0.07	0.22	7.7	7.5	6.6	0.22	5.8	5.78	11.62	0	0	0.01	0.03	0.03	0.07	1.68
2020-10-28	14:47:50	1	0.06	0.09	0.27	5.6	5.8	4.8	0.28	5.5	7.45	13.15	0	0	0.01	0.03	0.04	0.11	1.43
2020-10-28	14:47:51	1	0.06	0.11	0.34	6.5	7.2	5.4	0.35	5.47	8.72	14.71	0	0	0.01	0.02	0.04	0.15	1.55
2020-10-28	14:47:52	1	0.07	0.1	0.3	7.1	5.8	7.4	0.31	10.49	14.91	15.32	0	0	0.01	0.03	0.04	0.11	1.99
2020-10-28	14:47:53	1	0.04	0.13	0.31	6.8	4.6	6.2	0.32	4.05	7.76	16.73	0	0	0.01	0.02	0.05	0.11	1.31
2020-10-28	14:47:54	1	0.08	0.12	0.32	4.6	5.2	5.2	0.33	6.06	10.52	14.5	0	0	0.01	0.03	0.06	0.14	1.48
2020-10-28	14:47:55	1	0.07	0.11	0.25	3.8	5.3	5.8	0.25	5.3	6.22	12.74	0	0	0.01	0.03	0.04	0.08	1.51
2020-10-28	14:47:56	1	0.06	0.09	0.16	5.9	5.8	8.3	0.18	8.58	11.98	11.95	0	0	0	0.03	0.03	0.06	1.75
2020-10-28	14:47:57	1	0.07	0.08	0.23	6.5	3.7	7.7	0.23	8.85	10.78	12.48	0	0	0	0.03	0.04	0.08	1.87
2020-10-28	14:47:58	1	0.07	0.09	0.23	6.9	5.1	6.3	0.24	5.46	7.19	12.98	0	0	0.01	0.03	0.05	0.1	1.51
2020-10-28	14:47:59	1	0.05	0.1	0.29	7.8	6.3	5.1	0.29	4.72	7.53	10.96	0	0	0.01	0.02	0.05	0.11	1.39
2020-10-28	14:48:00	1	0.07	0.1	0.25	8	5.2	8	0.25	5.78	5.83	11.79	0	0	0	0.03	0.04	0.08	1.61
2020-10-28	14:48:01	1	0.09	0.16	0.36	6.7	4.5	6.4	0.36	4.78	8.59	17.13	0	0.01	0.01	0.03	0.08	0.13	1.68
2020-10-28	14:48:02	1	0.08	0.12	0.2	5.7	4.6	5.5	0.2	5.31	6.92	13.83	0	0	0.01	0.03	0.04	0.08	1.75
2020-10-28	14:48:03	1	0.08	0.09	0.16	5.4	5.6	8.1	0.17	5.46	8.18	11.61	0	0	0	0.03	0.04	0.08	1.63
2020-10-28	14:48:04	1	0.1	0.09	0.2	5.9	4.5	8.3	0.21	6.21	7.17	15.31	0	0	0	0.04	0.04	0.07	2.02
2020-10-28	14:48:05	1	0.09	0.09	0.19	5.6	6.1	9.3	0.2	5.78	7.89	12.59	0	0	0	0.03	0.04	0.08	1.87
2020-10-28	14:48:06	1	0.09	0.09	0.18	5.6	6.8	9.6	0.2	5.64	7.94	11.89	0	0	0	0.03	0.03	0.08	1.75
2020-10-28	14:48:07	1	0.05	0.06	0.2	6.4	6	6.1	0.2	5.88	7.1	14.43	0	0	0	0.02	0.02	0.08	1.72
2020-10-28	14:48:08	1	0.06	0.1	0.29	4.8	8.5	6.4	0.3	5.36	8.03	19.72	0	0	0.01	0.02	0.03	0.1	1.55
2020-10-28	14:48:09	1	0.05	0.1	0.32	4.4	5.6	6.4	0.32	5.47	7.8	14.28	0	0	0.01	0.02	0.04	0.11	1.69
2020-10-28	14:48:10	1	0.05	0.07	0.29	5.9	6.1	5.7	0.29	4.67	7.3	12.8	0	0	0.01	0.02	0.03	0.11	1.61
2020-10-28	14:48:11	1	0.06	0.11	0.25	6.4	6.2	7.1	0.26	8.54	10.12	13.64	0	0	0.01	0.03	0.04	0.1	1.92
2020-10-28	14:48:12	1	0.06	0.1	0.26	6.8	5.1	5.4	0.26	8.96	12.21	13.97	0	0	0.01	0.02	0.04	0.1	2.16
2020-10-28	14:48:13	1	0.07	0.12	0.24	5.5	4.8	8.1	0.24	6.02	6.46	13.57	0	0	0.01	0.03	0.04	0.07	1.79
2020-10-28	14:48:14	1	0.04	0.11	0.25	3.6	5.5	4.5	0.25	6.73	8.07	12.64	0	0	0.01	0.02	0.04	0.1	1.61
2020-10-28	14:48:15	1	0.06	0.08	0.17	10.8	7.1	8.8	0.17	6.98	7.99	15.46	0	0	0	0.02	0.04	0.07	1.89
2020-10-28	14:48:16	1	0.07	0.09	0.3	7.3	6.2	5.3	0.3	10.78	14.83	21.19	0	0	0.01	0.03	0.03	0.09	2.53
2020-10-28	14:48:17	1	0.06	0.09	0.2	5.2	6.6	4	0.2	4.96	7.12	14.76	0	0	0.01	0.02	0.03	0.08	1.64
2020-10-28	14:48:18	1	0.07	0.11	0.2	7.2	9	8.6	0.21	5.51	7.71	13.11	0	0	0	0.03	0.03	0.07	1.72
2020-10-28	14:48:19	1	0.08	0.13	0.22	8.2	5	5.6	0.23	6.15	9.75	14.53	0	0	0.01	0.04	0.05	0.1	2.08
2020-10-28	14:48:20	1	0.07	0.09	0.26	7.4	5.4	5.8	0.26	5.15	6.63	13.57	0	0	0.01	0.03	0.04	0.11	1.74
2020-10-28	14:48:21	1	0.09	0.08	0.36	6.9	6.4	7.1	0.37	5.92	7.94	18.65	0	0	0.01	0.03	0.04	0.16	2.07
2020-10-28	14:48:22	1	0.1	0.1	0.21	5.5	6.3	5.9	0.21	6.61	9.07	14.8	0	0	0.01	0.03	0.05	0.1	2
2020-10-28	14:48:23	1	0.08	0.12	0.3	5.7	7.4	7.2	0.31	11.04	11.72	20.77	0	0	0.01	0.03	0.04	0.12	2.31
2020-10-28	14:48:24	1	0.11	0.12	0.29	6	7.4	4.9	0.3	13.95	16.88	18.88	0	0	0.01	0.04	0.04	0.12	2.73
2020-10-28	14:48:25	1	0.1	0.19	0.27	8.8	5.5	4.8	0.28	9.63	11.63	17.89	0	0.01	0.01	0.04	0.09	0.13	2.3
2020-10-28	14:48:26	1	0.08	0.22	0.51	7	5.3	5.7	0.52	8.2	12.5	25.78	0	0.01	0.01	0.03	0.1	0.25	1.9
2020-10-28	14:48:27	1	0.07	0.16	0.35	6.3	6.2	5.7	0.35	13.36	18.35	25.18	0	0	0.01	0.02	0.07	0.17	2.37
2020-10-28	14:48:28	1	0.06	0.14	0.42	4.6	4.2	7.4	0.42	12.05	13.5	24.37	0	0	0.01	0.02	0.08	0.18	2.45
2020-10-28	14:48:29	1	0.08	0.17	0.34	4.8	5.6	5.7	0.35	6.97	12.52	28.55	0	0.01	0.01	0.03	0.09	0.18	2.04
2020-10-28	14:48:30	1	0.07	0.11	0.28	6.8	6.4	6	0.28	13.13	14.15	14.97	0	0	0.01	0.03	0.05	0.1	2.44
2020-10-28	14:48:31	1	0.08	0.13	0.2	6.9	4.7	6.9	0.22	7.53	8.32	14.65	0	0	0	0.03	0.05	0.09	1.95
2020-10-28	14:48:32	1	0.06	0.11	0.29	8.6	5.9	7.1	0.31	7.34	8.99	15.27	0	0	0.01	0.03	0.04	0.1	1.92
2020-10-28	14:48:33	1	0.08	0.08	0.24	5.5	8.3	7.1	0.25	10.29	10.94	19.19	0	0	0.01	0.03	0.03	0.1	2.09
2020-10-28	14:48:34	1	0.09	0.11	0.28	6.5	8	9.2	0.28	6.44	8.7	16.01	0	0	0.01	0.03	0.04	0.11	1.7
2020-10-28	14:48:35	1	0.08	0.11	0.23	6.4	5.1	6.3	0.23	7.79	6.27	17.58	0	0	0	0.03	0.04	0.1	1.7
2020-10-28	14:48:36	1	0.08	0.12	0.3	5.6	7.7	8.3	0.3	6.85	10.74	17.48	0	0	0.01	0.03	0.04	0.1	1.86
2020-10-28	14:48:37	1	0.1	0.11	0.23	4.9	6.5	4.9	0.23	6.16	7.97	11.19	0	0	0.01	0.04	0.04	0.09	1.88
2020-10-28	14:48:38	1	0.06	0.08	0.24	6.3	5.6	6.5	0.24	7.04	9.18	18.47	0	0	0.01	0.02	0.04	0.1	1.62
2020-10-28	14:48:39	1	0.06	0.1	0.18	4.5	8.1	7	0.18	5.81	8.78	13.69	0	0	0	0.02	0.04	0.07	1.59
2020-10-28	14:48:40	1	0.07	0.12	0.3	7	8.1	5.6	0.3	6.08	8.7	17.69	0	0	0.01	0.03	0.04	0.11	1.86
2020-10-28	14:48:41	1	0.08	0.1	0.27	9	5.1	5.6	0.28	6.29	7.31	15.18	0	0	0.01	0.03	0.05	0.12	2.02
2020-10-28	14:48:42	1	0.06	0.11	0.21	5.2	6.6	5.6	0.22	6.49	8.3	13.53	0	0	0.01	0.03	0.03	0.08	1.64
2020-10-28	14:48:43	1	0.08	0.09	0.19	4.7	5.5	6.7	0.2	6.16	6.72	13.06	0	0	0.01	0.03	0.04	0.09	1.87
2020-10-28	14:48:44	1	0.08	0.14	0.24	5.5	6.3	6.9	0.25	5.71	7.4	13.44	0	0	0	0.04	0.04	0.09	1.83
2020-10-28	14:48:45	1	0.08	0.09	0.23	6.9	6	6.2	0.24	5.98	6.83	11.98	0	0	0.01	0.04	0.03	0.11	1.92
2020-10-28	14:48:46	1	0.07	0.09	0.17	6.8	4.5	5.4	0.19	14.84	12.39	46.64	0	0	0.01	0.03	0.03	0.07	1.79
2020-10-28	14:48:47	1	0.1	0.09	0.28	6.9	7.1	7.3	0.28	6.59	5.72	14.68	0	0	0.01	0.03	0.03	0.09	1.82
2020-10-28	14:48:48	1	0.05	0.09	0.28	6.9	5.2	6.4	0.28	4.54	5.57	13.67	0	0	0.01	0.02	0.03	0.1	1.49
2020-10-28	14:48:49	1	0.06	0.08	0.23	7.4	5.8	5.1	0.23	5.18	6.42	13	0	0	0.01	0.02	0.04	0.09	1.63
2020-10-28	14:48:50	1	0.04	0.11	0.28	9.7	6	5.7	0.28	4.28	6.34	13.14	0	0	0.01	0.02	0.04	0.11	1.41
2020-10-28	14:48:51	1	0.07	0.11	0.2	6.4	6	7.5	0.2	5.87	8.08	16.57	0	0	0	0.03	0.04	0.09	1.78
2020-10-28	14:48:52	1	0.07	0.07	0.18	6.2	9.7	6.6	0.18	4.92	5.63	13.17	0	0	0	0.03	0.03	0.07	1.7
2020-10-28	14:48:53	1	0.09	0.09	0.18	8.1	8.5	6.4	0.18	6.79	6.29	14.7	0	0	0	0.04	0.04	0.08	2.01
2020-10-28	14:48:54	1	0.07	0.09	0.17	8	4.2	10.4	0.19	5.55	6.8	13.49	0	0	0	0.03	0.04	0.07	1.99
2020-10-28	14:48:55	1	0.07	0.09	0.18	6.5	7.3	9.9	0.18	5.72	7.91	12.27	0	0	0	0.03	0.03	0.06	1.85
2020-10-28	14:48:56	1	0.08	0.1	0.25	9.4	4	5.4	0.26	7.98	6.24	15.26	0	0	0	0.03	0.04	0.09	1.98
2020-10-28	14:48:57	1	0.07	0.09	0.27	5.2	10	6.1	0.28	5.7	8.45	16.95	0	0	0.01	0.02	0.04	0.11	1.65
2020-10-28	14:48:58	1	0.06	0.12	0.27	7.9	5.6	9.9	0.27	5.21	8.12	21.05	0	0	0.01	0.02	0.05	0.11	1.72
2020-10-28	14:48:59	1	0.05	0.07	0.18	8.6	5.3	5	0.18	6.82	6.75	18.41	0	0	0	0.02	0.03	0.08	1.69
2020-10-28	14:49:00	1	0.06	0.11	0.19	8.1	11.5	13.3	0.19	7.28	12.36	19.4	0	0	0	0.02	0.03	0.07	1.73
2020-10-28	14:49:01	1	0.11	0.09	0.19	9.3	8.8	9.9	0.2	9.96	7.46	15.47	0	0	0	0.03	0.03	0.07	2.45
2020-10-28	14:49:02	1	0.05	0.08	0.18	9.2	7.5	5.9	0.18	6.55	6.26	13.62	0	0	0	0.02	0.03	0.07	1.79
2020-10-28	14:49:03	1	0.07	0.11	0.24	5.5	8.8	7.4	0.24	6.01	9.81	19.46	0	0	0	0.03	0.04	0.09	2.11
2020-10-28	14:49:04	1	0.08	0.11	0.26	10.2	11.2	8.9	0.26	7.81	10.62	22.24	0	0	0	0.03	0.04	0.1	2.34
2020-10-28	14:49:05	1	0.05	0.1	0.23	5.3	5.6	9.8	0.23	5.36	7.59	17.17	0	0	0.01	0.02	0.04	0.09	1.79
2020-10-28	14:49:06	1	0.07	0.1	0.24	10.8	7.4	8.5	0.24	6.24	9.54	15.35	0	0	0	0.02	0.04	0.08	2
2020-10-28	14:49:07	1	0.06	0.08	0.19	10.9	7.6	11	0.19	8.01	8.36	17.32	0	0	0.01	0.02	0.03	0.07	2.34
2020-10-28	14:49:08	1	0.09	0.1	0.23	9.9	8.2	10.3	0.23	9.65	8.68	18.36	0	0	0	0.03	0.03	0.08	2.51
2020-10-28	14:49:09	1	0.1	0.1	0.33	6.5	11.2	8.8	0.33	9.92	10.71	21.48	0	0	0.01	0.04	0.04	0.11	2.82
2020-10-28	14:49:10	1	0.08	0.09	0.27	10.4	11.6	9.6	0.27	15.26	16.62	19.37	0	0	0	0.02	0.04	0.09	2.56
2020-10-28	14:49:11	1	0.09	0.1	0.25	5.4	10.8	7.4	0.25	7.06	12.23	18.47	0	0	0	0.03	0.04	0.09	2.45
2020-10-28	14:49:12	1	0.06	0.08	0.24	9	10.5	8.8	0.24	8.34	11.17	18.63	0	0	0	0.03	0.03	0.09	2.12
2020-10-28	14:49:13	1	0.08	0.12	0.28	4.5	8.1	11.6	0.29	6.07	11.4	20.55	0	0	0	0.03	0.04	0.08	2.08
2020-10-28	14:49:14	1	0.06	0.09	0.19	5.4	8.7	7.8	0.19	7.27	11.1	16.37	0	0	0	0.03	0.04	0.08	2.2
2020-10-28	14:49:15	1	0.1	0.09	0.24	6.5	7.2	6.8	0.24	9.02	9.81	21.43	0	0	0.01	0.03	0.03	0.1	2.32
2020-10-28	14:49:16	1	0.08	0.1	0.21	7.5	5.3	3.6	0.21	7.3	10.51	17.52	0	0	0	0.03	0.03	0.07	2.35
2020-10-28	14:49:17	1	0.08	0.1	0.23	6.8	4.4	8.2	0.24	8.4	7.43	18.05	0	0	0	0.04	0.03	0.08	2.29
2020-10-28	14:49:18	1	0.1	0.1	0.17	6.1	3.5	4	0.18	7.55	7.81	11.96	0	0	0	0.04	0.04	0.08	2.31
2020-10-28	14:49:19	1	0.08	0.16	0.19	4.5	5.7	4.9	0.22	6.32	9.73	13.03	0	0	0.01	0.03	0.05	0.09	2.09
2020-10-28	14:49:20	1	0.07	0.14	0.25	4.9	4.9	3.4	0.25	6.9	8.64	17.48	0	0	0.01	0.03	0.05	0.1	2.18

Date	Time	Duration (s	PPV X/Trar	PPV Y/Lon	PPV Z/Vert	ZC Freq X/	ZC Freq Y/I	ZC Freq Z/\	PVS (mm/s	Pk Accel X/	Pk Accel Y/	Pk Accel Z/	Pk Displ X/	Pk Displ Y/I	Pk Displ Z/\	RMS Vel X/	RMS Vel Y/	RMS Vel Z/Vert (n	RMS Accel
2020-10-28	14:49:21	1	0.06	0.13	0.25	7.1	4.4	7.5	0.26	7.23	9.76	15.59	0	0	0.01	0.02	0.05	0.1	2.02
2020-10-28	14:49:22	1	0.09	0.08	0.35	9.2	6.3	6.4	0.35	7.19	10.31	16.14	0	0	0.01	0.03	0.04	0.12	2.21
2020-10-28	14:49:23	1	0.08	0.12	0.28	6.5	5.1	4	0.28	8.42	9	16.8	0	0	0.01	0.03	0.06	0.12	2.32
2020-10-28	14:49:24	1	0.07	0.18	0.34	6.3	6.3	4.8	0.34	5.93	11.26	18.05	0	0	0.01	0.03	0.06	0.14	2.03
2020-10-28	14:49:25	1	0.09	0.12	0.32	8.8	7.2	7.6	0.32	7.53	9.72	18.5	0	0	0.01	0.04	0.05	0.12	2.31
2020-10-28	14:49:26	1	0.09	0.09	0.23	8.6	5.7	7.6	0.24	6.91	8.2	15.91	0	0	0	0.04	0.05	0.09	2.33
2020-10-28	14:49:27	1	0.09	0.11	0.26	4.4	7	11	0.26	6.72	9.41	21.57	0	0	0.01	0.04	0.04	0.09	2.09
2020-10-28	14:49:28	1	0.11	0.16	0.28	7.5	6.4	6.4	0.29	6.06	9.5	19.09	0	0	0.01	0.03	0.05	0.11	2.09
2020-10-28	14:49:29	1	0.09	0.12	0.25	6.1	6.1	6.2	0.25	6.47	9.95	17.24	0	0	0.01	0.03	0.05	0.11	1.98
2020-10-28	14:49:30	1	0.1	0.15	0.36	7.2	6.2	6.3	0.37	6.64	9.63	22.47	0	0	0.01	0.03	0.07	0.17	2.16
2020-10-28	14:49:31	1	0.11	0.15	0.3	6.3	5.6	6.2	0.31	11.85	13.68	15.03	0	0	0.01	0.04	0.06	0.14	2.39
2020-10-28	14:49:32	1	0.09	0.14	0.42	7.5	7.1	6.5	0.42	6.62	8.78	19.66	0	0	0.01	0.03	0.04	0.15	2.05
2020-10-28	14:49:33	1	0.11	0.17	0.35	7.3	5.9	5.3	0.35	7.7	9.55	16.98	0	0	0.01	0.04	0.06	0.12	2.37
2020-10-28	14:49:34	1	0.09	0.15	0.32	6.5	7.2	6.4	0.33	6.32	9.52	17.68	0	0	0.01	0.04	0.06	0.14	2.19
2020-10-28	14:49:35	1	0.09	0.12	0.31	7.5	5.8	5.6	0.32	7.45	9.58	15.79	0	0	0.01	0.05	0.04	0.13	2.28
2020-10-28	14:49:36	1	0.1	0.17	0.34	6.1	5.9	7.6	0.35	5.91	10.3	18.78	0	0	0.01	0.04	0.06	0.13	2.06
2020-10-28	14:49:37	1	0.11	0.14	0.32	6.2	5.6	4.6	0.34	6.96	8.83	16.19	0	0	0.01	0.04	0.05	0.14	2.06
2020-10-28	14:49:38	1	0.11	0.09	0.26	5.8	6	4.9	0.27	6.24	7.94	15.68	0	0	0.01	0.04	0.04	0.12	2.07
2020-10-28	14:49:39	1	0.08	0.11	0.29	6.1	6	6.2	0.29	6.62	6.61	15.37	0	0	0.01	0.03	0.05	0.1	1.92
2020-10-28	14:49:40	1	0.08	0.14	0.34	5.6	7.4	7.9	0.34	5.44	8.73	19.48	0	0	0.01	0.03	0.05	0.14	1.85
2020-10-28	14:49:41	1	0.08	0.09	0.28	6.7	7.9	5.7	0.28	6.67	7.22	14.96	0	0	0.01	0.04	0.04	0.11	2.1
2020-10-28	14:49:42	1	0.08	0.12	0.36	7.7	6.5	6.5	0.37	7.75	7.82	18.06	0	0	0.01	0.03	0.05	0.15	2.08
2020-10-28	14:49:43	1	0.07	0.12	0.4	6.3	9.8	9	0.4	6.13	9.79	23.08	0	0	0.01	0.02	0.06	0.12	1.96
2020-10-28	14:49:44	1	0.12	0.1	0.32	6.6	9.8	6.5	0.32	7.3	7.67	19.53	0	0	0.01	0.04	0.05	0.15	2.48
2020-10-28	14:49:45	1	0.09	0.1	0.3	7	7.9	8	0.3	7.38	7.02	19.1	0	0	0.01	0.03	0.04	0.12	2.34
2020-10-28	14:49:46	1	0.08	0.12	0.21	4.6	7	5.7	0.21	6.91	8.7	15.79	0	0	0.01	0.03	0.05	0.08	1.98
2020-10-28	14:49:47	1	0.08	0.12	0.24	5.8	6	5.8	0.24	6.44	8.47	21.14	0	0	0.01	0.04	0.05	0.1	2.13
2020-10-28	14:49:48	1	0.09	0.12	0.27	7.2	5.3	7.1	0.28	7.61	11.03	19.57	0	0	0.01	0.04	0.05	0.13	2.35
2020-10-28	14:49:49	1	0.08	0.12	0.24	11	5.1	5.5	0.25	7.3	9.37	15.99	0	0	0.01	0.03	0.05	0.1	2.26
2020-10-28	14:49:50	1	0.08	0.17	0.3	7.8	6.2	7.7	0.33	7.03	13.88	19.78	0	0	0.01	0.03	0.08	0.13	2.2
2020-10-28	14:49:51	1	0.07	0.12	0.33	4.8	7.2	8.3	0.33	5.37	8.75	18.56	0	0	0.01	0.03	0.06	0.15	1.97
2020-10-28	14:49:52	1	0.11	0.11	0.24	6.6	6	7.5	0.25	6.62	10.68	15.05	0	0	0.01	0.04	0.05	0.12	2.38
2020-10-28	14:49:53	1	0.06	0.17	0.22	3.6	6.1	6.8	0.24	7.48	8.69	14.33	0	0	0.01	0.02	0.07	0.09	1.91
2020-10-28	14:49:54	1	0.09	0.21	0.4	6.8	6.7	7.5	0.4	39.85	11.06	127.84	0	0	0.01	0.03	0.07	0.16	2.64
2020-10-28	14:49:55	1	0.1	0.15	0.3	6.6	4.3	6.8	0.33	9.03	10.21	18.42	0	0	0.01	0.04	0.06	0.13	2.47
2020-10-28	14:49:56	1	0.07	0.13	0.34	6	6.8	5.6	0.34	6.62	10.65	17.3	0	0	0.01	0.03	0.05	0.16	2.09
2020-10-28	14:49:57	1	0.1	0.15	0.25	6.9	7.8	6.6	0.26	9.99	10.88	16.48	0	0	0.01	0.03	0.06	0.12	2.27
2020-10-28	14:49:58	1	0.11	0.13	0.31	5.3	5.8	4.3	0.33	8.85	10.72	18.31	0	0	0.01	0.05	0.05	0.12	2.63
2020-10-28	14:49:59	1	0.1	0.14	0.31	6.1	5.8	6	0.33	10.85	9.94	16.82	0	0	0.01	0.04	0.05	0.13	2.44
2020-10-28	14:50:00	1	0.08	0.12	0.33	6.1	7	7	0.34	15.7	15.94	16.23	0	0	0.01	0.04	0.05	0.15	2.63
2020-10-28	14:50:01	1	0.12	0.11	0.23	7.4	5.8	9.4	0.24	14.59	14.27	17.22	0	0	0.01	0.05	0.04	0.11	2.73
2020-10-28	14:50:02	1	0.06	0.15	0.27	7.9	6.1	5.5	0.27	8.36	9.09	16.18	0	0	0.01	0.03	0.05	0.12	1.78
2020-10-28	14:50:03	1	0.11	0.11	0.46	6.8	5.6	5.6	0.47	7.84	7.26	17.37	0	0	0.01	0.04	0.05	0.15	2.4
2020-10-28	14:50:04	1	0.1	0.11	0.36	6.8	5.7	4.4	0.37	6.77	7.21	21.18	0	0	0.01	0.05	0.04	0.17	2.47
2020-10-28	14:50:05	1	0.07	0.12	0.27	6.5	6.5	6.9	0.27	6.37	8.58	13.85	0	0	0.01	0.03	0.06	0.11	1.85
2020-10-28	14:50:06	1	0.07	0.16	0.34	6.6	5.8	6.3	0.34	5.19	7.36	20.04	0	0	0.01	0.03	0.06	0.14	1.77
2020-10-28	14:50:07	1	0.07	0.11	0.28	6.9	6.9	8.8	0.28	5.32	8.38	19.5	0	0	0.01	0.03	0.05	0.13	1.81
2020-10-28	14:50:08	1	0.08	0.11	0.34	7.9	4.4	6.4	0.35	7.98	9.38	19.37	0	0	0.01	0.03	0.05	0.12	2.02
2020-10-28	14:50:09	1	0.08	0.14	0.45	5.7	8.6	7.4	0.45	5.5	9.14	26.75	0	0	0.01	0.03	0.06	0.17	1.87
2020-10-28	14:50:10	1	0.11	0.13	0.3	7.4	9.6	6.2	0.31	7.88	9.05	19.08	0	0	0.01	0.05	0.05	0.15	2.66
2020-10-28	14:50:11	1	0.09	0.12	0.3	6	4.9	7.5	0.3	8.76	8.26	16.49	0	0	0.01	0.04	0.05	0.13	2.25
2020-10-28	14:50:12	1	0.09	0.12	0.25	6.7	4.9	10.5	0.26	6.73	7.51	17.56	0	0	0	0.03	0.04	0.09	1.89
2020-10-28	14:50:13	1	0.08	0.11	0.38	5.9	6.2	5	0.39	5.73	7.27	15.7	0	0	0.01	0.03	0.05	0.15	1.91
2020-10-28	14:50:14	1	0.09	0.1	0.24	8.4	7.8	7.4	0.26	5.8	7.64	13.6	0	0	0.01	0.03	0.05	0.1	1.91
2020-10-28	14:50:15	1	0.11	0.09	0.27	6.8	8.4	6.8	0.27	7.26	8.98	13	0	0	0.01	0.03	0.04	0.11	2.04
2020-10-28	14:50:16	1	0.12	0.15	0.28	8.7	6.5	8.6	0.28	8.17	11.53	18.42	0	0	0.01	0.04	0.05	0.13	2.96
2020-10-28	14:50:17	1	0.08	0.12	0.37	4.5	3.7	6.2	0.38	6.35	11.05	19.38	0	0	0.01	0.03	0.06	0.12	2.2
2020-10-28	14:50:18	1	0.09	0.18	0.41	7	5.9	6.9	0.41	9.36	11.08	19.05	0	0	0.01	0.03	0.07	0.13	2.16
2020-10-28	14:50:19	1	0.13	0.1	0.19	7.8	6	5.3	0.22	8.93	10.07	13.33	0	0	0	0.04	0.04	0.09	2.81
2020-10-28	14:50:20	1	0.07	0.09	0.27	6.5	6.4	7.3	0.28	8.38	10.81	15.36	0	0	0.01	0.03	0.03	0.1	2.22
2020-10-28	14:50:21	1	0.08	0.09	0.3	8.3	5.1	6.3	0.31	7.72	8.81	17.76	0	0	0.01	0.03	0.04	0.13	2.49
2020-10-28	14:50:22	1	0.07	0.11	0.34	4.8	5.6	6.7	0.34	7.36	11.27	16.76	0	0	0.01	0.03	0.05	0.13	2.14
2020-10-28	14:50:23	1	0.11	0.18	0.45	5.8	5.8	6	0.45	7.7	10.83	18.25	0	0	0.01	0.05	0.08	0.22	2.54
2020-10-28	14:50:24	1	0.08	0.18	0.42	7.9	7	5.5	0.43	6.97	12.14	19.96	0	0	0.01	0.03	0.08	0.17	2.32
2020-10-28	14:50:25	1	0.11	0.15	0.33	6.6	5.4	6.8	0.34	8.5	11.65	15.36	0	0	0.01	0.04	0.05	0.12	2.71
2020-10-28	14:50:26	1	0.09	0.14	0.23	6.1	5.7	4.9	0.24	8.03	11.2	16.23	0	0	0.01	0.04	0.06	0.11	2.23
2020-10-28	14:50:27	1	0.11	0.14	0.31	6.3	7.4	7.8	0.33	8.53	9.54	16.48	0	0	0.01	0.04	0.06	0.13	2.48
2020-10-28	14:50:28	1	0.06	0.1	0.32	6.8	5.3	6.5	0.32	5.69	7.3	16.4	0	0	0.01	0.03	0.05	0.12	1.82
2020-10-28	14:50:29	1	0.09	0.12	0.39	7.6	6.4	5.2	0.39	7.14	8.32	20.02	0	0	0.01	0.04	0.06	0.18	1.95
2020-10-28	14:50:30	1	0.12	0.09	0.21	6.5	7.4	6.1	0.21	6.03	6.84	14.88	0	0	0	0.04	0.04	0.08	2
2020-10-28	14:50:31	1	0.09	0.14	0.31	6.2	6.4	6.5	0.32	5.79	8.06	17.15	0	0	0.01	0.04	0.05	0.12	1.8
2020-10-28	14:50:32	1	0.1	0.15	0.32	5.5	6.3	5.7	0.33	6.39	9.51	16.86	0	0	0.01	0.04	0.06	0.11	1.68
2020-10-28	14:50:33	1	0.09	0.15	0.24	6.4	5.3	6.2	0.25	5.43	7	13.56	0	0	0.01	0.04	0.06	0.1	1.74
2020-10-28	14:50:34	1	0.07	0.16	0.33	8.1	5.2	5.6	0.34	5.1	7.85	13.72	0	0.01	0.01	0.03	0.06	0.14	1.53
2020-10-28	14:50:35	1	0.1	0.16	0.38	5.8	5.3	4.7	0.38	5.21	8.46	15.67	0	0	0.01	0.04	0.07	0.18	1.76
2020-10-28	14:50:36	1	0.07	0.13	0.33	7.7	5.9	7	0.33	4.84	8.12	15.59	0	0	0.01	0.03	0.06	0.12	1.67
2020-10-28	14:50:37	1	0.11	0.12	0.24	5.1	7	7.6	0.25	6.97	7.27	14.32	0	0	0.01	0.05	0.05	0.1	1.97
2020-10-28	14:50:38	1	0.07	0.14	0.26	5.6	6.4	6.2	0.27	6.07	6.47	13	0	0	0.01	0.03	0.05	0.09	1.59
2020-10-28	14:50:39	1	0.08	0.12	0.23	7.8	6.3	8	0.26	5.69	7.14	13.02	0	0	0.01	0.03	0.04	0.1	1.57
2020-10-28	14:50:40	1	0.07	0.07	0.18	4.6	5.6	6.4	0.18	5.23	6.19	9.18	0	0	0	0.03	0.03	0.06	1.6
2020-10-28	14:50:41	1	0.06	0.11	0.22	6.9	6.5	5.5	0.22	5.23	6.41	12.5	0	0	0.01	0.03	0.04	0.1	1.68
2020-10-28	14:50:42	1	0.08	0.14	0.3	3.9	5.5	5.8	0.3	5.17	6.99	14.8	0	0	0.01	0.03	0.06	0.14	1.35
2020-10-28	14:50:43	1	0.06	0.11	0.3	5.9	5.2	6.1	0.31	4.19	6.06	14	0	0	0.01	0.02	0.05	0.12	1.34
2020-10-28	14:50:44	1	0.08	0.14	0.29	6.5	5.8	3.6	0.29	6.87	6.58	13.32	0	0	0.01	0.04	0.05	0.14	1.68
2020-10-28	14:50:45	1	0.07	0.08	0.26	6.8	5.6	5.8	0.26	5.08	6.51	11.9	0	0	0.01	0.03	0.04	0.08	1.49
2020-10-28	14:50:46	1	0.08	0.09	0.3	6.7	5.2	5.7	0.31	4.46	5.43	14.38	0	0	0.01	0.03	0.04	0.12	1.56
2020-10-28	14:50:47	1	0.06	0.08	0.3	9.2	8.6	6.9	0.31	5.15	4.9	14.79	0	0	0.01	0.03	0.03	0.12	1.6
2020-10-28	14:50:48	1	0.06	0.13	0.15	7.7	6.8	8.1	0.16	4.61	7.34	11.27	0	0	0	0.02	0.04	0.07	1.57
2020-10-28	14:50:49	1	0.06	0.08	0.27	5.1	7.1	7.9	0.27	4.67	6.53	19.17	0	0	0.01	0.03	0.04	0.1	1.64
2020-10-28	14:50:50	1	0.06	0.12	0.27	8.9	4.7	7.9	0.27	4.48	8.57	14.41	0	0	0.01	0.02	0.05	0.09	1.55
2020-10-28	14:50:51	1	0.08	0.11	0.26	5.1	7.4	6.5	0.26	5.37	6.16	12.93	0	0	0.01	0.04	0.05	0.12	1.71
2020-10-28	14:50:52	1	0.06	0.14	0.33	4.7	5.2	5.2	0.33	4.91	8.5	19.55	0	0	0.01	0.03	0.04	0.13	1.78
2020-10-28	14:50:53	1	0.06	0.09	0.14	5.6	4.6	9.6	0.14	6.08	7.39	11.27	0	0	0	0.03	0.04	0.05	1.62
2020-10-28	14:50:54	1	0.09	0.11	0.29	6.8	8.3	5	0.29	12.5	13.08	18.5	0	0	0.01	0.03	0.04	0.15	2.27
2020-10-28	14:50:55	1	0.08	0.1	0.19	6.2	5.5	6.5	0.19	6.94	7	13.08	0	0	0.01	0.02	0.04	0.08	1.57
2020-10-28	14:50:56	1	0.09	0.08	0.2	9.3	6.6	4.8	0.2	5.81	6.35	13.02	0	0	0	0.04	0.03	0.08	2.02
2020-10-28	14:50:57	1	0.08	0.11	0.23	9.8	6.3	4.1	0.24	6.6	6.9	14.49	0	0	0.01	0.03	0.05	0.09	1.7
2020-10-28	14:50:58	1	0.05	0.1	0.32	5.3	4.3	4.8	0.33	4.75	6.8	13.54	0	0	0.01	0.02	0.04	0.14	1.55
2020-10-28	14:50:59	1	0.06	0.12	0.31	6.7	5.7	6	0.32	5.15	6.12	13.68	0	0	0.01	0.03	0.05	0.13	1.51
2020-10-28	14:51:00	1	0.07	0.07	0.17	4.9	5.8	5.6	0.18	5.8	4.62	12.69	0	0	0.01	0.03	0.03	0.07	1.68
2020-10-28	14:51:01	1	0.09	0.13	0.39	7.6	4.8	5.2	0.39	5.69	7.28	15.99	0	0	0.01	0.03	0.06	0.15	1.98
2020-10-28	14:51:02	1	0.08	0.09	0.27	6.4	7.4	4.6	0.27	5.26	7.41	14.18	0	0	0.01	0.03	0.04	0.1	1.68
2020-10-28	14:51:03	1	0.08	0.14	0.32	6.2	6.6	7.5	0.33	6.28	8.41	17.2	0	0	0.01	0.03	0.06	0.14	1.94
2020-10-28	14:51:04	1	0.1	0.15	0.4	6	6.2	5.8	0.41	5.04	7.81	20.08	0	0	0.01	0.04	0.05	0.15	1.86
2020-10-28	14:51:05	1	0.1	0.16	0.35	8.3	8.7	7.5	0.35	6.87	11.96	19.02	0	0	0.01	0.03	0.06	0.15	2.02
2020-10-28	14:51:06	1	0.09	0.12	0.26	7.6	6.2	4.5	0.26	6.28	11.71	19.8	0	0	0.01	0.03	0.05	0.11	1.99
2020-10-28	14:51:07	1	0.08	0.15	0.34	6.4	5.1	7.6	0.34	10.48	11.92	19.78	0	0	0.01	0.03	0.06	0.13	1.99
2020-10-28	14:51:08	1	0.1	0.14	0.36	6.4	5.1	4.8	0.37	6.92	8.17	18.18	0	0	0.01	0.04	0.06	0.14	2.1
2020-10-28	14:51:09	1	0.09	0.09	0.28	6.8	11.5	8.8	0.28	5.28	7.82	15.87	0	0	0	0.03	0.04	0.1	1.69
2020-10-28	14:51:10	1	0.07	0.09	0.24	4	6.1	6.4	0.24	4.44	7.4	14.82	0	0	0.01	0.03	0.04	0.1	1.55
2020-10-28	14:51:11	1	0.11	0.12	0.33	6.7	5.8	5.7	0.33	5.9	7.5	14.17	0	0	0.01	0.04	0.05	0.14	1.88
2020-10-28	14:51:12	1	0.09	0.13	0.29	6.3	4.7	4.7	0.31	6.45	7.45	16.37	0	0	0.01	0.04	0.05	0.13	2.03
2020-10-28	14:51:13	1	0.08	0.09	0.22	6.5	8.1	9.3	0.23	5.09	6.11	16.56	0	0	0.01	0.04	0.03	0.11	1.92
2020-10-28	14:51:14	1	0.08	0.11	0.26	6.4	5.2	4.7	0.27	5.58	7.97	12.81	0	0	0.01	0.03	0.04	0.11	1.59
2020-10-28	14:51:15	1	0.08	0.14	0.37	7.6	3.8	6.8	0.37	5.73	8.58	21.27	0	0	0.01	0.03	0.05	0.15	1.78
2020-10-28	14:51:16	1	0.1	0.1	0.27	5.6	6.9	6.3	0.27	6.03	5.99	14.33	0	0	0.01	0.04	0.04	0.12	1.89
2020-10-28	14:51:17	1	0.09	0.14	0.32	7.4	5.2	6.7	0.32	4.72	7.73	15.59	0	0	0.01	0.03	0.06	0.12	1.62
2020-10-28	14:51:18	1	0.07	0.1	0.37	6.4	9.2	5.8	0.38	5.06	6.88	22.54	0	0	0.01	0.03	0.04	0.15	1.8
2020-10-28	14:51:19	1	0.06	0.08	0.18	8.3	6.8	8.8	0.18	8.19	9.35	11.06	0	0	0.01	0.02	0.03	0.09	1.63
2020-10-28	14:51:20	1	0.07	0.12	0.26	6.8	6.8	7.4	0.26	8.13	7.56	13.85	0	0	0	0.03	0.05	0.09	1.63
2020-10-28	14:51:21	1	0.08	0.09	0.31	5.5	4.1	4.6	0.31	7.08	6.15	16.35	0	0	0.01	0.04	0.04	0.14	1.65
2020-10-28	14:51:22	1	0.08	0.12	0.34	6.3	5.8	4.7	0.34	7.86	8.9	11.88	0	0	0.01	0.03	0.06	0.14	1.92
2020-10-28	14:51:23	1	0.1	0.11	0.31	6.3	6.7	5.9	0.32	8.51	9.14	18.22	0	0	0.01	0.03	0.05	0.13	1.88
2020-10-28	14:51:24	1	0.12	0.12	0.28	6.3	5.8	6.1	0.29	6.49	6.99	14.81	0	0	0.01	0.03	0.05	0.11	1.72

Date	Time	Duration (s	PPV X/Trar	PPV Y/Lon	PPV Z/Vert	ZC Freq X/	ZC Freq Y/I	ZC Freq Z/\	PVS (mm/s	Pk Accel X/	Pk Accel Y/	Pk Accel Z/	Pk Displ X/	Pk Displ Y/I	Pk Displ Z/\	RMS Vel X/	RMS Vel Y/	RMS Vel Z/Vert (n	RMS Accel
2020-10-28	14:51:25	1	0.07	0.1	0.32	5.5	6	7.6	0.33	5.43	8.17	15.65	0	0	0.01	0.03	0.05	0.14	1.75
2020-10-28	14:51:26	1	0.08	0.12	0.19	7.1	6.1	7.8	0.2	5.39	7.55	15.43	0	0	0.01	0.03	0.05	0.09	1.84
2020-10-28	14:51:27	1	0.1	0.13	0.2	7	6.9	7.1	0.21	8.87	7.55	14.66	0	0	0	0.03	0.05	0.08	1.89
2020-10-28	14:51:28	1	0.06	0.18	0.3	5.4	4.8	5	0.3	4.45	9.63	15.3	0	0.01	0.01	0.03	0.08	0.13	1.56
2020-10-28	14:51:29	1	0.07	0.13	0.28	9	5.6	4	0.29	4.93	7.19	13.51	0	0	0.01	0.03	0.05	0.14	1.8
2020-10-28	14:51:30	1	0.07	0.07	0.17	6.5	5.8	5.2	0.18	5.22	6.14	8.29	0	0	0	0.03	0.03	0.07	1.5
2020-10-28	14:51:31	1	0.08	0.13	0.4	5.2	6	6.5	0.4	5.09	7.4	16.16	0	0	0.01	0.03	0.05	0.13	1.67
2020-10-28	14:51:32	1	0.11	0.13	0.3	5.5	7	8.4	0.32	6.37	8.63	17.91	0	0	0.01	0.04	0.05	0.14	2.04
2020-10-28	14:51:33	1	0.06	0.12	0.35	4.8	4.6	6.2	0.35	4.18	7.05	14.4	0	0	0.01	0.03	0.06	0.13	1.58
2020-10-28	14:51:34	1	0.12	0.11	0.28	5.3	7.4	6.3	0.29	6.47	6.92	15.94	0	0	0.01	0.05	0.05	0.12	2.12
2020-10-28	14:51:35	1	0.05	0.11	0.24	4.7	7.9	8	0.24	4.31	6.64	15.19	0	0	0	0.02	0.05	0.12	1.25
2020-10-28	14:51:36	1	0.09	0.12	0.23	6.1	6.7	6.8	0.23	5.09	6.61	11.5	0	0	0	0.03	0.05	0.1	1.64
2020-10-28	14:51:37	1	0.07	0.07	0.17	7.1	7	7.3	0.18	4.46	4.19	9.09	0	0	0	0.02	0.03	0.07	1.16
2020-10-28	14:51:38	1	0.04	0.12	0.26	7.4	7.5	7.4	0.26	5.36	8.13	14.73	0	0	0.01	0.02	0.05	0.12	1.2
2020-10-28	14:51:39	1	0.06	0.15	0.37	5.3	6.2	6.3	0.37	3.36	6.49	15.21	0	0	0.01	0.02	0.06	0.15	1.18
2020-10-28	14:51:40	1	0.05	0.13	0.29	5.3	6.9	6.7	0.29	5.77	6.6	14.05	0	0	0.01	0.02	0.04	0.12	1.03
2020-10-28	14:51:41	1	0.06	0.08	0.16	6.8	6.4	7.8	0.16	4.1	5.13	8.94	0	0	0	0.02	0.04	0.08	1.2
2020-10-28	14:51:42	1	0.07	0.08	0.22	5	6.3	6.4	0.22	3.22	4.09	9.03	0	0	0.01	0.02	0.04	0.09	1.03
2020-10-28	14:51:43	1	0.08	0.09	0.22	6.8	6.8	6.8	0.22	4.52	4.56	10.68	0	0	0.01	0.03	0.03	0.09	1.23
2020-10-28	14:51:44	1	0.05	0.05	0.13	4.9	6.3	5.3	0.13	5.27	6.12	6.35	0	0	0	0.02	0.02	0.05	1.04
2020-10-28	14:51:45	1	0.08	0.04	0.09	6.1	6.8	9.7	0.1	3.7	3.59	5.92	0	0	0	0.03	0.02	0.03	1.27
2020-10-28	14:51:46	1	0.04	0.04	0.09	6.2	4.1	7.8	0.1	7.92	5.11	6.38	0	0	0	0.02	0.02	0.05	1.12
2020-10-28	14:51:47	1	0.05	0.05	0.13	5.5	5.4	5.5	0.13	6.07	5.24	7	0	0	0	0.02	0.02	0.06	1.01
2020-10-28	14:51:48	1	0.05	0.03	0.09	4.7	4.4	7	0.09	6.07	5.34	5.75	0	0	0	0.02	0.01	0.04	1.01
2020-10-28	14:51:49	1	0.04	0.05	0.1	5.9	5	5.6	0.11	2.71	2.59	4.51	0	0	0	0.02	0.02	0.05	0.81
2020-10-28	14:51:50	1	0.04	0.03	0.1	5.5	3.8	5.6	0.1	28.36	16.68	12.7	0	0	0	0.01	0.01	0.04	2.7
2020-10-28	14:51:51	1	0.03	0.06	0.09	6.5	4.3	6.3	0.09	11.81	8.78	8.11	0	0	0	0.01	0.02	0.03	1.66
2020-10-28	14:51:52	1	0.04	0.03	0.07	6.5	5.4	4.1	0.08	3.14	2.69	3.87	0	0	0	0.01	0.01	0.04	0.71
2020-10-28	14:51:53	1	0.03	0.03	0.08	5.4	5.1	5.8	0.08	3.39	2.73	3.46	0	0	0	0.01	0.01	0.03	0.59
2020-10-28	14:51:54	1	0.03	0.04	0.08	5.4	4.8	5.6	0.09	2.27	2.14	3.96	0	0	0	0.01	0.02	0.03	0.56
2020-10-28	14:51:55	1	0.02	0.03	0.05	5.3	3.9	5.3	0.05	3.31	4.38	3.73	0	0	0	0.01	0.01	0.03	0.6
2020-10-28	14:51:56	1	0.03	0.04	0.06	6.5	4.5	5	0.06	7.58	5.6	5.45	0	0	0	0.01	0.02	0.03	0.96
2020-10-28	14:51:57	1	0.03	0.03	0.04	4.5	5.7	6.3	0.05	3.98	4.88	3.09	0	0	0	0.01	0.01	0.02	0.77
2020-10-28	14:51:58	1	0.04	0.06	0.07	4.1	4.9	4.8	0.07	1.9	2.17	2.93	0	0	0	0.01	0.02	0.03	0.53
2020-10-28	14:51:59	1	0.02	0.03	0.06	4.7	4.1	4.5	0.06	6.97	6.39	4.86	0	0	0	0.01	0.01	0.03	0.72
2020-10-28	14:52:00	1	0.03	0.02	0.04	5.4	4.6	5.6	0.05	5.28	5.52	2.97	0	0	0	0.01	0.01	0.02	0.75
2020-10-28	14:52:01	1	0.02	0.02	0.05	3.9	4	5.3	0.05	10.62	8.5	6.15	0	0	0	0.01	0.01	0.02	1.41
2020-10-28	14:52:02	1	0.02	0.02	0.06	5.5	5.5	5.9	0.07	5.29	6.36	5.34	0	0	0	0.01	0.01	0.02	0.77
2020-10-28	14:52:03	1	0.02	0.03	0.04	4.7	5.3	4.6	0.05	2.82	2.15	2.24	0	0	0	0.01	0.01	0.02	0.4
2020-10-28	14:52:04	1	0.03	0.03	0.05	5.2	3.7	5.7	0.05	1.67	1.5	2.87	0	0	0	0.01	0.01	0.02	0.44
2020-10-28	14:52:05	1	0.02	0.03	0.02	4.3	5.2	4.8	0.03	3.13	2.2	1.81	0	0	0	0.01	0.01	0.01	0.49
2020-10-28	14:52:06	1	0.03	0.03	0.05	5.2	5.2	4.6	0.05	1.68	1.73	2.35	0	0	0	0.01	0.01	0.02	0.42
2020-10-28	14:52:07	1	0.03	0.03	0.03	4.1	4.8	4.9	0.04	1.51	1.48	2.01	0	0	0	0.01	0.01	0.01	0.45
2020-10-28	14:52:08	1	0.03	0.04	0.05	3.8	3.9	4.2	0.05	2.67	2.37	2.41	0	0	0	0.01	0.02	0.02	0.4
2020-10-28	14:52:09	1	0.02	0.02	0.04	5.7	3.4	5	0.04	1.33	1.35	2.2	0	0	0	0.01	0.01	0.02	0.4
2020-10-28	14:52:10	1	0.02	0.03	0.03	5.3	3.7	5	0.04	4.95	7.49	11.45	0	0	0	0.01	0.01	0.02	0.66
2020-10-28	14:52:11	1	0.02	0.03	0.03	4	3.6	4.8	0.04	2.16	2.07	1.8	0	0	0	0.01	0.01	0.01	0.41
2020-10-28	14:52:12	1	0.02	0.04	0.02	4.3	4.1	4.7	0.04	1.43	1.9	1.74	0	0	0	0.01	0.01	0.01	0.4
2020-10-28	14:52:13	1	0.02	0.02	0.03	4.4	4.1	5.7	0.04	1.32	1.36	2.31	0	0	0	0.01	0.01	0.02	0.36
2020-10-28	14:52:14	1	0.02	0.02	0.03	4	5.2	4.8	0.03	1.22	1.59	1.8	0	0	0	0.01	0.01	0.01	0.37
2020-10-28	14:52:15	1	0.01	0.02	0.02	4.3	4.9	4.5	0.02	2.88	2.57	1.94	0	0	0	0.01	0.01	0.01	0.4
2020-10-28	14:52:16	1	0.01	0.04	0.02	2.4	4.1	7.5	0.04	1.34	1.79	1.89	0	0	0	0.01	0.02	0.01	0.39
2020-10-28	14:52:17	1	0.01	0.03	0.03	3.1	4.5	4.9	0.03	1.14	1.55	2.12	0	0	0	0.01	0.01	0.01	0.33
2020-10-28	14:52:18	1	0.02	0.04	0.04	3.8	4.4	6.7	0.04	2.39	2.17	2.55	0	0	0	0.01	0.01	0.02	0.4
2020-10-28	14:52:19	1	0.02	0.03	0.03	4.7	4.4	5	0.04	1.55	1.62	1.95	0	0	0	0.01	0.01	0.01	0.42
2020-10-28	14:52:20	1	0.02	0.05	0.04	4.9	4.5	5.1	0.05	2.19	2.22	2.11	0	0	0	0.01	0.02	0.02	0.42
2020-10-28	14:52:21	1	0.02	0.03	0.03	4.2	3.6	4.7	0.03	2.58	2.18	2.12	0	0	0	0.01	0.01	0.01	0.39
2020-10-28	14:52:22	1	0.01	0.03	0.03	5.7	3.6	5.2	0.03	1.16	1.44	2	0	0	0	0	0.01	0.01	0.35
2020-10-28	14:52:23	1	0.02	0.02	0.02	5	4.8	6.6	0.03	7.26	6.88	5.38	0	0	0	0.01	0.01	0.01	0.79
2020-10-28	14:52:24	1	0.02	0.02	0.03	4.8	4	4.2	0.03	2.26	1.86	1.89	0	0	0	0.01	0.01	0.01	0.4
2020-10-28	14:52:25	1	0.01	0.02	0.02	6.4	5.2	4	0.03	5.09	6.25	4.32	0	0	0	0.01	0.01	0.01	0.73
2020-10-28	14:52:26	1	0.02	0.02	0.02	4.8	5	5.8	0.03	7.28	6.06	4.94	0	0	0	0.01	0.01	0.01	1.06
2020-10-28	14:52:27	1	0.02	0.01	0.02	4.1	4.9	4.8	0.02	6.42	6.32	4.44	0	0	0	0.01	0.01	0.01	1.06
2020-10-28	14:52:28	1	0.02	0.03	0.03	4.7	4.2	5.6	0.04	5.15	5.57	4.19	0	0	0	0.01	0.01	0.01	0.71
2020-10-28	14:52:29	1	0.01	0.02	0.03	4.1	3.6	6.5	0.03	3.47	3.82	3.06	0	0	0	0.01	0.01	0.01	0.47
2020-10-28	14:52:30	1	0.02	0.03	0.03	4.9	4.8	6.1	0.03	6.97	7.03	6.17	0	0	0	0.01	0.01	0.01	1.06
2020-10-28	14:52:31	1	0.01	0.02	0.03	7.4	4	5.6	0.03	1.45	1.48	2.57	0	0	0	0	0.01	0.01	0.41
2020-10-28	14:52:32	1	0.01	0.02	0.03	5.4	4.2	7.6	0.03	1.38	1.38	2.32	0	0	0	0.01	0.01	0.01	0.37
2020-10-28	14:52:33	1	0.01	0.01	0.03	7.7	4	5.3	0.03	1.32	1.26	2.14	0	0	0	0.01	0	0.01	0.37
2020-10-28	14:52:34	1	0.02	0.01	0.02	7.2	5.7	6.7	0.02	3.04	2.11	1.63	0	0	0	0	0.01	0.01	0.43
2020-10-28	14:52:35	1	0.01	0.02	0.03	8.4	4.2	7.8	0.03	3.5	4.4	2.82	0	0	0	0.01	0.01	0.01	0.5
2020-10-28	14:52:36	1	0.01	0.01	0.01	4.4	2.6	8.1	0.02	2.72	2.14	2.07	0	0	0	0	0.01	0.01	0.38
2020-10-28	14:52:37	1	0.01	0.01	0.02	4.6	3.8	9.5	0.02	1.13	1.03	2.2	0	0	0	0	0	0.01	0.34
2020-10-28	14:52:38	1	0.01	0.01	0.01	4.5	4.8	7.6	0.02	1.3	1.24	1.57	0	0	0	0	0	0.01	0.33
2020-10-28	14:52:39	1	0.01	0.01	0.02	7.8	6.7	7.9	0.02	2.37	1.94	1.8	0	0	0	0	0	0.01	0.37
2020-10-28	14:52:40	1	0.01	0.01	0.02	11.2	4.7	6.8	0.02	5.7	4.94	3.54	0	0	0	0	0.01	0.01	0.77
2020-10-28	14:52:41	1	0.01	0.02	0.03	6.9	4.1	6	0.03	1.74	1.77	1.85	0	0	0	0	0.01	0.01	0.37
2020-10-28	14:52:42	1	0.01	0.01	0.03	7.5	3.2	8	0.03	1.14	1.39	2.08	0	0	0	0	0.01	0.01	0.36
2020-10-28	14:52:43	1	0.02	0.01	0.04	6.8	5.5	9.1	0.04	2.45	1.82	3.22	0	0	0	0.01	0.01	0.01	0.41
2020-10-28	14:52:44	1	0.01	0.02	0.02	3.2	4.2	8.4	0.02	3.61	3.07	3.62	0	0	0	0.01	0.01	0.01	0.43
2020-10-28	14:52:45	1	0.02	0.01	0.03	5.6	5	6.9	0.03	1.33	1.05	2.27	0	0	0	0.01	0	0.01	0.34
2020-10-28	14:52:46	1	0.02	0.02	0.02	5.6	4.2	3.6	0.03	2.24	1.9	1.94	0	0	0	0.01	0.01	0.01	0.43
2020-10-28	14:52:47	1	0.01	0.01	0.01	4.5	5.2	4.6	0.01	1.16	1.12	1.85	0	0	0	0	0.01	0.01	0.36
2020-10-28	14:52:48	1	0.01	0.01	0.02	8.7	6.5	6.3	0.02	2.09	1.68	1.83	0	0	0	0	0.01	0.01	0.36
2020-10-28	14:52:49	1	0.01	0.01	0.02	3.4	3.6	4.5	0.02	1.19	1.3	2.04	0	0	0	0	0	0.01	0.34
2020-10-28	14:52:50	1	0.01	0.01	0.02	8.3	6.2	7.5	0.02	4.7	5.18	3.18	0	0	0	0.01	0.01	0.01	0.49
2020-10-28	14:52:51	1	0.01	0.02	0.03	5.1	4.9	5.6	0.04	2.06	2.78	2.12	0	0	0	0.01	0.01	0.01	0.43
2020-10-28	14:52:52	1	0.02	0.02	0.03	7.2	6.2	8.5	0.03	1.93	1.75	2.44	0	0	0	0.01	0.01	0.01	0.42
2020-10-28	14:52:53	1	0.01	0.02	0.02	4.1	4.1	7.5	0.02	1.46	1.35	2.1	0	0	0	0	0.01	0.01	0.37
2020-10-28	14:52:54	1	0.01	0.02	0.02	6.1	4.1	6.5	0.02	1.33	1.24	2.14	0	0	0	0.01	0.01	0.01	0.39
2020-10-28	14:52:55	1	0.01	0.02	0.03	4.7	4.7	6.6	0.03	2.38	2.2	2.22	0	0	0	0	0.01	0.01	0.38
2020-10-28	14:52:56	1	0.01	0.01	0.02	9.1	4.4	7.4	0.03	1.31	1.36	2.23	0	0	0	0.01	0.01	0.01	0.39
2020-10-28	14:52:57	1	0.01	0.01	0.02	6.7	6	5.8	0.02	1.49	1.26	2.27	0	0	0	0	0	0.01	0.38
2020-10-28	14:52:58	1	0.01	0.01	0.03	7.2	2.7	7.3	0.03	2.03	1.81	2.5	0	0	0	0	0	0.01	0.34
2020-10-28	14:52:59	1	0.01	0.01	0.01	3.7	6.1	6.8	0.02	2.2	1.8	1.54	0	0	0	0	0	0.01	0.32
2020-10-28	14:53:00	1	0.01	0.01	0.01	5.1	4.5	7.4	0.01	1.04	1.34	1.51	0	0	0	0	0	0	0.29
2020-10-28	14:53:01	1	0.01	0.02	0.01	4.9	4.7	6.8	0.02	1.02	1.11	1.54	0	0	0	0	0.01	0	0.3
2020-10-28	14:53:02	1	0.01	0.01	0.01	3.6	5.1	5.6	0.01	2.91	2.06	1.86	0	0	0	0	0	0.01	0.44
2020-10-28	14:53:03	1	0.01	0.01	0.02	4.1	5	9.5	0.02	2.55	1.84	1.86	0	0	0	0	0	0.01	0.51
2020-10-28	14:53:04	1	0.01	0.01	0.02	8.1	7.3	7.5	0.02	2.64	2.1	1.86	0	0	0	0	0	0.01	0.57
2020-10-28	14:53:05	1	0.02	0.01	0.02	6.5	7.8	6.8	0.02	2.33	2.07	1.99	0	0	0	0.01	0	0.01	0.52
2020-10-28	14:53:06	1	0.01	0.01	0.01	4.7	5.6	5.6	0.02	2.65	2.19	1.81	0	0	0	0.01	0	0.01	0.52
2020-10-28	14:53:07	1	0.01	0.01	0.01	5.3	4.3	5.6	0.02	2.98	2.52	1.69	0	0	0	0	0	0.01	0.42
2020-10-28	14:53:08	1	0.01	0.01	0.01	6.5	5.8	5.8	0.01	2.65	2.14	1.74	0	0	0	0.01	0	0	0.47
2020-10-28	14:53:09	1	0.01	0.01	0.01	5.2	4.1	6.3	0.01	2.8	2.42	1.53	0	0	0	0	0	0.01	0.4
2020-10-28	14:53:10	1	0.01	0.01	0.01	5.6	4.1	7.2	0.02	2.14	1.85	1.51	0	0	0	0	0	0.01	0.36
2020-10-28	14:53:11	1	0.01	0.01	0.01	5.8	4.4	8.6	0.02	2.07	1.41	1.66	0	0	0	0	0	0.01	0.33
2020-10-28	14:53:12	1	0.01	0.01	0.01	3.6	6.9	3.8	0.01	2.47	1.82	1.35	0	0	0	0	0	0	0.35
2020-10-28	14:53:13	1	0.01	0.01	0.01	7.1	3.7	4.2	0.01	1.08	1.02	1.55	0	0	0	0	0	0	0.3

References

Ontario Ministry of Environment Publication NPC-300, Environmental Noise Guideline, Stationary and Transportation Sources- Approval and Planning, October 2013.

Federal Highway Administration (FHWA) Traffic Noise Model (TNM) Version 2.5,2004.

US FTA Transit Noise and Vibration Impact Assessment Manual, 2018

Guidelines for New Development in Proximity to Railway Operations, Railway Association of Canada and Federation of Canadian Municipalities, May 2013.