SUPPLEMENTARY DATA: PROGRESS ON THE TARGETS OF THE 5-YEAR PLAN, 2020-2025

The *5-Year Plan* launched by End Homelessness Winnipeg in 2019 sets out 7 measurable targets needed for reducing homelessness in Winnipeg over the next five years. End Homelessness Winnipeg's role is to monitor and advance progress on these targets.

1. CREATE 1,340 additional housing units based on identified local housing needs

Context: 1,340 is the low estimate of units needed by 2025 in End Homelessness Winnipeg's 2018 *Housing Models and Development Framework*. The 2020 *City of Winnipeg Comprehensive Housing Needs Assessment* identifies the need for **4,125** new units by 2025.

Progress:

Type of Housing	Target	# Of Units Created Since 2019	# Of Units in Development	# Of Additional New Units Needed by 2025
Transitional	225	20	114	91
Social (RGI) Housing	470	-881	39	1312
Supportive Housing	200	50	109	41
Private Below-Market Rental	450	102	270	78
Total	**1345**	**-709**	**532**	**1,522**

2. HOUSE 1,519 people experiencing absolute homelessness or provisionally housed

Context: 1,519 was the number of people encountered experiencing homelessness encountered by the *2018 Winnipeg Street Census*

Progress: 750 people were housed by Reaching Home funded programs in 2020-2021 and it is likely that 769 more people will be housed before 2025. End Homelessness Winnipeg continues to expand and refine data collection on people housed as well as inflows and returns from housing into homelessness, which could impact future reporting on this target.

3. REDUCE Indigenous overrepresentation in emergency shelters by 50%

Context: Indigenous people are over-represented in Winnipeg's emergency shelter system, comprising more than half of shelter users but only 12% of the city's overall population.

Progress: Representation of Indigenous clients at shelters increased in 2020-2021 compared to the previous year. However, changes in unique counts could be attributed to changes in self-reporting of Indigeneity. Nonetheless, significant work remains to address Indigenous over-representation in shelters.

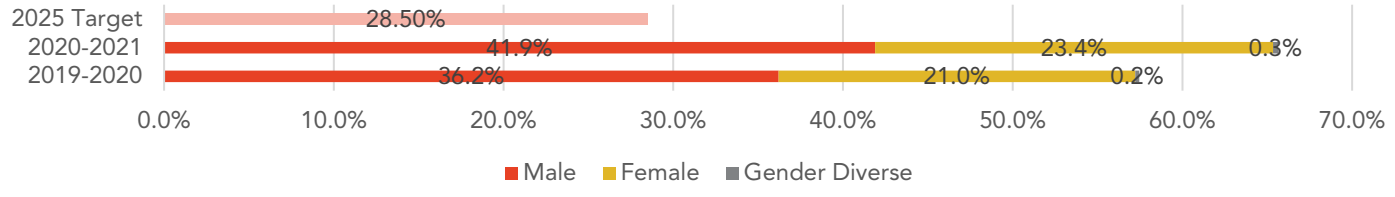

4. SHORTEN lengths of stays in emergency shelters so that 92% are less than 10 days

Context: Shorter Shelter Stays are associated with successful transitions into housing and less lengthy experiences of homelessness.

Progress: Length of Stays in Adult Shelters: Percentage of Stays Less than 10 Consecutive Days

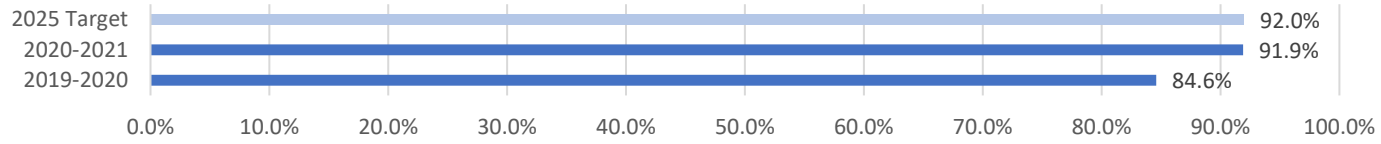

*Stays at one or more Shelters represents the number of stays with a given length, not the number of individuals with stays of that length. Shelters include Main Street Project, Siloam Mission and Salvation Army emergency shelters as well as Salvation Army family shelter and transitional housing.

5. ELIMINATE entries to homelessness among released inmates and youth who are in CFS care or disengaging from school

Context: Inflows to homelessness from institutions and systems such as justice and CFS contribute significantly to homelessness overall.

Progress: Adults with Emergency Shelter Stays who were Discharged from Institutions/Systems

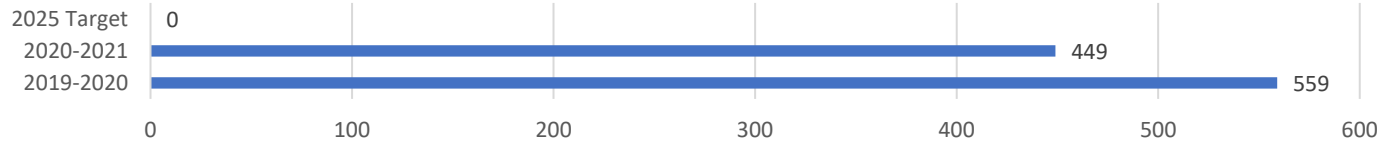

*Chart displays Total Stays at Emergency Shelters where "Reason for Service" was Release/Discharge from Corrections, Agency Placement (CFS), or Treatment (Medical, Psychiatric, Other). A Stay is defined as a minimum 4 hour overnight stay between 7pm-7am
*Limitations: People do not always disclose reason(s) for staying at a shelter; only one selection was allowed although there may be multiple reasons for service; information was not always captured when clients booked in; staff usage of this field is increasing, which could appear as an increase in the number of people discharged from institutions/systems; People whose Reason for Service was "Unknown/Did Not Ask" were not included
*Shelters include Main Street Project, Siloam Mission and Salvation Army emergency shelters, Salvation Army family shelter and transitional housing.

6. EXPAND use of HIFIS to 45 homeless-serving organizations and programs as part of a coordinated access system

Context: A robust shared information system is critical to supporting individuals to exit homelessness and to monitor progress on ending homelessness across the city.

Progress: Total Number of organizations onboarding to HIFIS

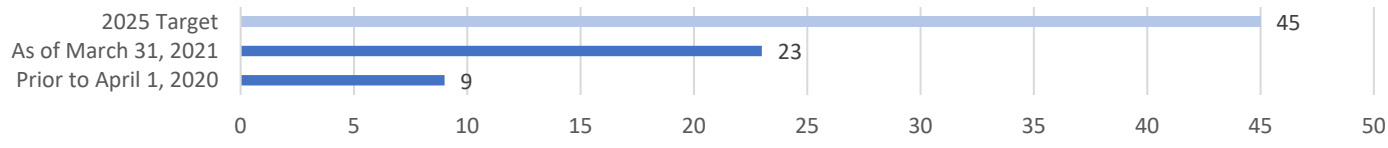

7. PREVENT 90% of those served by Coordinated Access from re-entering homelessness

Context: Successful transitions to housing will help measure the success of Coordinated Access.

Progress: The Coordinated Access system will be in place in March 2022.

SUPPLEMENTARY DATA: DETAILS OF PROGRESS ON CREATING HOUSING

Transitional Housing:

Housing Provider	Capital Funding Sources	# of units
Siloam Mission - 300 Princess St.	RHI Round 1	20
Salvation Army - 72 Martha Ave.	RHI Round 1	20
New Directions - 910 Main St.	RHI Round 1	9
Shawenim Abinoojii Inc. - 126 Alfred Ave.	RHI Round 1 & Reaching Home	21
West Central Women's Resource Centre - 590 Victor St.	RHI Round 2, Private Funding	16
Manitoba Metis Federation - 670 Main St.	RHI Round 2	22
Wahbung Abinoonjiiag	Canada-Manitoba Housing Agreement has committed to land + $435,000. Approximately $9M more in capital funding required.	26
Total		**134**

Social (RGI) Housing:

Housing Provider	Capital Funding Sources	# of units
Winnipeg Housing Rehabilitation Corporation - 260 Toronto St.	RHI Round 1	18
Westminster Housing Society - 545 Broadway	RHI Round 2	21
Total		**39***

***Note**: According to End Homelessness Winnipeg's *2021 Rental Housing Supply Baseline Scan*, the total number of Social (RGI) Housing units in Winnipeg has decreased since 2019, resulting in a **loss of 881 units** (6% of total stock).

Supportive Housing:

Housing Provider	Capital Funding Sources	# of units
EllenRoss Community Housing	Private Funding, Canada-Manitoba Housing Agreement, Reaching Home, City of Winnipeg Capital Grant, Shared Health Priorities Bilateral Agreement	47
Riverwood Church Community - Riverwood House – Talbot Ave. & Stadacona St.	CMHC Co-Investment Fund, Private Funding, Winnipeg Foundation	40
Ma Mawi Chi Itata Centre Inc. - Astum Api Niikinaahk (The Village Project) – 171 Henry Ave.	CMHC Co-Investment Fund, Reaching Home	22
Bruce Oake Recovery Centre – 255 Hamilton Ave.	Province of Manitoba, Private Funding	50
Total		**159**

Private Below-Market Rental (Below Median Market Rent):

Housing Provider	Capital Funding Source	# of units
Raising The Roof – The Reside Program – Mountain Ave.	Private Funding	3 (At 59% of Median Market Rent)
University of Winnipeg Community Renewal Corporation – Muse Flats – 290 Colony St.	National Housing Strategy Direct Lending Support, Province of Manitoba Rental Construction Housing Tax Credit, City of Winnipeg Housing Rehabilitation Investment Reserve, Efficiency Manitoba, New Market Funds	46 (A range of rents below Median Market Rent)
University of Winnipeg Community Renewal Corporation & All Saints Anglican Church – West Broadway Commons – 167 Colony St.	CMHC Co-Investment Fund, CMHC Rental Construction Financing Initiative, Province of Manitoba	56 (A range of rents below Median Market Rent)
University of Winnipeg Community Renewal Corporation & Lotus Holdings Winnipeg - 308 Colony St.	Provincial & Federal Funding, Federation of Canadian Municipalities, Private Investment	108 (At 59-69% of Median Market Rent)
University of Winnipeg Community Renewal Corporation & CentreVenture - The Market Lands Net Zero project – 155 Princess St.	CMHC Co-Investment Fund, CMHC Affordable Housing Innovation Fund	52 (At 59% of Median Market Rent)
Mark and Shelley Buleziuk - Carriage Works Building – 216 Princess St.	CMHC Financing	77 (At 90% of Median Market Rent)
Misericordia Terrace – 691 Wolseley Ave.	CMHC Co-Investment Fund	30 (At 77.5% of Median Market Rent)
Total		**372**

Notes:

- **Only a few of the housing projects listed are currently open to residents**. Many have experienced construction delays, as well as increased costs, over the past year. Some are working to secure additional capital funds required to complete construction. Others were only recently approved and are not anticipated to open until 2023 or later.
- Sources of capital funding listed **may not include all capital funding sources** for each project.
- Some of the housing projects listed above are **waiting for confirmation of operating funding**, necessary for the provision of wraparound supports required for transitional and supportive housing.
- As outlined in End Homelessness Winnipeg's *2021 Rental Housing Supply Baseline Scan*, the number of Social (RGI) Housing units in Winnipeg has decreased since 2019, resulting in a **net loss of 881 units** of Social (RGI) Housing.
- Only a small number of projects listed will be Indigenous-led or include Indigenous partnerships. To address Indigenous homelessness in Winnipeg, new homes and the housing resources that accompany them must be **culturally appropriate and informed by Indigenous principles and understandings of family and home**. Indigenous organizations are in the best position to lead and operate such initiatives.
- Most projects listed that are funded through the CMHC Co-Investment Fund are out of reach for low-income families. In 2020, Median Market Rent in Winnipeg was $1,075[1]. Units rented at 59% of this are $634.25/month. EIA + Rent Assist covers a maximum of $576/month, leaving a shortfall of at least $58.25 each month.
- Units affordable to the lowest income quintile in Winnipeg (earning less than $25,000/year) represent 3% of total rental stock and experience the lowest vacancy rates, highlighting the demand for more deeply affordable housing[2].

[1] https://www03.cmhc-schl.gc.ca/hmip-pimh/en#TableMapChart/2680/3/Winnipeg
[2] https://www.cmhc-schl.gc.ca/en/professionals/housing-markets-data-and-research/market-reports/rental-market-reports-major-centres