Winnipeg

Supplement to the 2022 Preliminary Budget



Photo: Tyler Walsh, courtesy Tourism Winnipeg

City of Winnipeg

Supplement to the 2022 Preliminary Budget

Winnipeg, Manitoba, Canada

The City of Winnipeg

Winnipeg, Manitoba

Telephone Number: 311

Toll Free: 1-877-311-4WPG (4974)

www.winnipeg.ca

Table of Contents

Reader's Guide 7

Capital Project Summary

Summary of Capital Program 11
Summary of Financing Sources 12
Tax Supported, Transit, and Municipal Accommodations 16
Self-Supporting Utilities 30
Special Operating Agencies 33

Capital Project Detail

Tax Supported, Transit, and Municipal Accommodations 37
Self-Supporting Utilities 194
Special Operating Agencies 249

Listing of Grants/Payments 255

Appendices

Appendix 1 – Major Capital Projects 265
Appendix 2 – Cost Estimate Classification 267
Appendix 3 – Public Private Partnership Payments as a Percentage of Cash to Capital/Canada Community-Building Fund 269
Appendix 4 – Transfers from Other Capital Accounts 271
Appendix 5 – Capital Projects Funded by the Canada Community-Building Fund 275
Appendix 6 – Active Transportation Projects 277

Return to Table of Contents

Reader's Guide

This **Reader's Guide** is intended to provide the reader with a basic understanding of the supplement to the 2022 preliminary budget, developed from the budgeting process, as well as briefly describe the document's content and layout.

The **Supplement to the 2022 Preliminary Budget** provides summary and detailed information on capital projects and financing for the capital program, and additional information for the operating budget, set out in the following sections:

- The **Capital Project Summary** provides a listing of capital projects for 2022 through to 2027, highlighting related financing sources.
- The **Capital Project Detail** section gives additional information about each project in the budget, including project descriptions, current year's budget and five-year forecast, cash flow projections, net impact on the operating budget, and previous budget authorizations, if applicable. The capital estimate and service area are identified, as well as the link to OurWinnipeg to ensure all capital projects align with city objectives.
- The **Listing of Grants / Payments** section provides information on grants in the operating, capital, and reserves budgets. The operating grants/payments are separated in to four categories (annual, long-term, other programs and value in kind)
- The **Appendices** provide additional context information in support of the budget documents.

Capital Project Summary

2022 Preliminary Capital Budget
and 2023 to 2027 Five-Year Forecast

Notes:

1. In the attached Capital Project Summary, tax supported capital projects are financed by cash to capital unless other funding is disclosed for the project.

2. Unallocated Province of Manitoba Strategic Infrastructure Funding has not been included in the capital budget. Funding will be reflected in future years as projects are identified.

Table of Contents

Summary of Capital Program 11

Summary of Financing Sources 12

Tax Supported, Transit, and Municipal Accommodations

Public Works 16
Community Services 20
Winnipeg Police Service 22
Fire Paramedic Service 23
Planning, Property and Development 24
Municipal Accommodations 25
City Clerks 25
Corporate Finance 26
Innovation and Technology 26
Customer Service and Communications 27
Assessment and Taxation 27
Transit 28

Self-Supporting Utilities

Waterworks System 30
Sewage Disposal System 31
Solid Waste Disposal System 32
Land Drainage Utility 32

Special Operating Agencies

Winnipeg Fleet Management Agency 33
Winnipeg Parking Authority 33

CAPITAL PROJECT SUMMARY *(in Thousands of $)*	ADOPTED BUDGET	PRELIMINARY						6-YEAR TOTAL
		BUDGET	FORECAST					
	2021	2022	2023	2024	2025	2026	2027	2022-2027
SUMMARY OF CAPITAL PROGRAM								
Public Works	175,584	193,141	171,162	159,216	175,003	187,163	201,400	1,087,085
Community Services	32,973	31,508	24,785	8,124	8,235	9,945	9,238	91,835
Winnipeg Police Service	4,990	5,047	3,034	2,655	2,098	8,027	4,152	25,013
Fire Paramedic Service	2,554	20,283	11,709	1,570	816	8,067	5,613	48,058
Planning, Property and Development	3,345	2,632	353	337	302	427	374	4,425
City Clerks	100	210	100		100	200	300	910
Corporate Finance		20,000						20,000
Innovation and Technology	3,938	5,288	1,386	3,088	2,858	1,270	1,290	15,180
Customer Service and Communication	100		100			107	104	311
Assessment and Taxation	587	597	480	397	412	600	460	2,946
Total Tax Supported	224,171	278,706	213,109	175,387	189,824	215,806	222,931	1,295,763
Municipal Accommodations	3,936	2,804	1,333	2,660	943	2,236	2,311	12,287
Transit	23,712	99,915	129,929	128,988	69,761	133,263	24,592	586,448
Total Tax Supported, Transit and Municipal Accommodations	251,819	381,425	344,371	307,035	260,528	351,305	249,834	1,894,498
Self-Supporting Utilities								
Waterworks System	33,020	33,715	35,900	37,565	48,515	53,820	79,100	288,615
Sewage Disposal System	76,270	77,820	60,480	88,685	114,365	112,300	114,500	568,150
Solid Waste Disposal System	2,550	6,170	3,850	2,350	1,900	4,200	4,510	22,980
Land Drainage and Flood Control	4,410	8,800	3,500	5,485	4,300	3,100	5,900	31,085
Total Self-Supporting Utilities	116,250	126,505	103,730	134,085	169,080	173,420	204,010	910,830
Special Operating Agencies								
Winnipeg Fleet Management Agency	18,237	16,793	16,552	16,876	16,447	16,447	16,447	99,562
Winnipeg Parking Authority	123	153	182	162	244	172	203	1,116
Total Special Operating Agencies	18,360	16,946	16,734	17,038	16,691	16,619	16,650	100,678
TOTAL CAPITAL PROGRAM	386,429	524,876	464,835	458,158	446,299	541,344	470,494	2,906,006
Rebudget Amounts	(2,621)	(14,621)	(489)	(2,892)	(1,677)			(19,679)
Net Capital Investment	383,808	510,255	464,346	455,266	444,622	541,344	470,494	2,886,327

Return to Table of Contents

CAPITAL PROJECT SUMMARY *(in Thousands of $)*	ADOPTED BUDGET	PRELIMINARY						6-YEAR TOTAL
		BUDGET	FORECAST					
	2021	2022	2023	2024	2025	2026	2027	2022-2027
SUMMARY OF FINANCING SOURCES								
Cash to Capital	5,688	3,079	2,567	20,000	20,000	20,620	20,236	86,502
Frontage Levy	10,000	10,000	10,000	10,000	10,000	10,000	10,000	60,000
Public Private Partnership Annual Service / Financing Payments	(37,761)	(36,476)	(36,843)	(37,272)	(36,024)	(36,497)	(36,275)	(219,387)
Reserves:								
- Transit Bus Replacement				10,686	11,505	8,970	6,232	37,393
- Southwest Rapid Transitway (Stage 2) and Pembina Highway Underpass Payment	14,720	13,335	13,522	13,826	13,949	14,312	13,974	82,918
- Water Meter Renewal					16,000	23,000	38,000	77,000
- Water Main Renewal	18,000	18,500	19,000	20,000	20,500	21,250	22,250	121,500
- Sewer System Rehabilitation	17,500	18,000	18,500	21,000	21,000	21,000	21,000	120,500
- Environmental Projects	32,000	30,000	28,000	47,000	41,500	46,500	47,000	240,000
- Landfill Rehabilitation	1,350	1,400	1,400	1,350	1,400	1,400	1,500	8,450
- Waste Diversion		250	650					900
- Financial Stabilization	1,035	1,035	1,035					2,070
- Permit	1,947	1,019						1,019
- Land Operating	3,611	2,269	965	3,265	965	965	965	9,394
- Contributions in Lieu of Land Dedication (Land Dedication Reserve)		708						708
- Local Street Renewal	45,430	45,552	62,852	74,252	86,152	98,352	110,840	478,000
- Regional Street Renewal	41,538	41,588	49,888	51,888	53,988	56,188	58,338	311,878
Interim Financing / (Repayment)	(1,110)	129		(600)				(471)
Contributions from Other Levels of Government:								
- Canada Community-Building Fund (formerly Federal Gas Tax)	51,631	85,951	58,357	49,940	48,420	48,432	48,432	339,532
- Federal New Building Canada Fund	26,000	24,000	13,000					37,000
- Veterans Affairs Canada	700	150						150
- Investing in Canada's Infrastructure Program (Federal Government)		32,505	43,233	45,599	23,492	48,424		193,253
- Investing in Canada's Infrastructure Program (Provincial Government)		21,110	28,798	37,869	19,488	40,932		148,197
- Province of Manitoba Strategic Infrastructure Funding	29,800	30,100	30,000					60,100
- Province of Manitoba Accelerated Regional Roads	29,100	29,100	9,800					38,900
- Shared Health Capital Grant	994	721	586	929	673	331	1,154	4,394
- Funding from Other Municipalities		2,209						2,209
Other Funders:								
- Developer Funding / Developer Capacity Charges	988				1,200		1,000	2,200
- Future Services Account	200	200	200	200	200	200	200	1,200
- Sponsorship / Sponsor Winnipeg	48	48						48

CAPITAL PROJECT SUMMARY *(in Thousands of $)*	ADOPTED BUDGET	PRELIMINARY						6-YEAR TOTAL
		BUDGET	FORECAST					
	2021	2022	2023	2024	2025	2026	2027	2022-2027
Retained Earnings - Transit	1,500	1,615	2,400					4,015
Retained Earnings - Self-supporting Utilities	42,190	36,005	32,680	39,250	64,380	57,170	68,360	297,845
Accumulated Surplus (Retained Earnings) - Special Operating Agencies	2,690	1,276	1,064	1,368	1,021	949	980	6,658
Transfer from Sewage Disposal System Fund	3,610	8,800	3,500	5,485	3,100	3,100	4,900	28,885
External Debt	23,239	62,445	53,422	23,561	6,043	36,154	15,738	197,363
External Debt - Fleet	15,670	15,670	15,670	15,670	15,670	15,670	15,670	94,020
Internal Financing	1,500	7,962	100			3,922		11,984
Transfers from Other Capital Accounts	2,621	14,621	489	2,892	1,677			19,679
TOTAL FINANCING SOURCES	386,429	524,876	464,835	458,158	446,299	541,344	470,494	2,906,006

CAPITAL PROJECT SUMMARY *(in Thousands of $)*	ADOPTED BUDGET	PRELIMINARY						6-YEAR TOTAL
		BUDGET	FORECAST					
	2021	2022	2023	2024	2025	2026	2027	2022-2027
FINANCING SOURCES								
Tax Supported, Transit and Municipal Accommodations								
Cash to Capital	5,688	3,079	2,567	20,000	20,000	20,620	20,236	86,502
Frontage Levy	10,000	10,000	10,000	10,000	10,000	10,000	10,000	60,000
Public Private Partnership Annual Service / Financing Payments	(37,761)	(36,476)	(36,843)	(37,272)	(36,024)	(36,497)	(36,275)	(219,387)
Reserves:								
- Transit Bus Replacement				10,686	11,505	8,970	6,232	37,393
- Southwest Rapid Transitway (Stage 2) and Pembina Highway Underpass Payment	14,720	13,335	13,522	13,826	13,949	14,312	13,974	82,918
- Financial Stabilization	1,035	1,035	1,035					2,070
- Permit	1,947	1,019						1,019
- Land Operating	3,611	2,269	965	3,265	965	965	965	9,394
- Contributions in Lieu of Land Dedication (Land Dedication Reserve)		708						708
- Local Street Renewal	45,430	45,552	62,852	74,252	86,152	98,352	110,840	478,000
- Regional Street Renewal	41,538	41,588	49,888	51,888	53,988	56,188	58,338	311,878
Interim Financing / (Repayment)	(1,110)	129		(600)				(471)
Contributions from Other Levels of Government:								
- Canada Community-Building Fund	51,631	85,951	58,357	49,940	48,420	48,432	48,432	339,532
- Federal New Building Canada Fund	26,000	24,000	13,000					37,000
- Veterans Affairs Canada	700	150						150
- Investing in Canada's Infrastructure Program (Federal Government)		32,505	43,233	45,599	23,492	48,424		193,253
- Investing in Canada's Infrastructure Program (Provincial Government)		21,110	28,798	37,869	19,488	40,932		148,197
- Province of Manitoba Strategic Infrastructure Funding	29,800	30,100	30,000					60,100
- Province of Manitoba Accelerated Regional Roads	29,100	29,100	9,800					38,900
- Shared Health Capital Grant	994	721	586	929	673	331	1,154	4,394
- Funding from Other Municipalities		2,209						2,209
Other Funders:								
- Developer Funding / Developer Capacity Charges	188							
- Future Services Account	200	200	200	200	200	200	200	1,200
- Sponsorship / Sponsor Winnipeg	48	48						48
External Debt	23,239	51,945	53,422	23,561	6,043	36,154	15,738	186,863
Internal Financing	1,500	7,962	100			3,922		11,984
Retained Earnings - Transit	1,500	1,615	2,400					4,015
Transfers from Other Capital Accounts	1,821	11,571	489	2,892	1,677			16,629
Total Tax Supported, Transit and Municipal Accommodations	251,819	381,425	344,371	307,035	260,528	351,305	249,834	1,894,498

CAPITAL PROJECT SUMMARY *(in Thousands of $)*	ADOPTED BUDGET	PRELIMINARY						6-YEAR TOTAL
		BUDGET	FORECAST					
	2021	2022	2023	2024	2025	2026	2027	2022-2027
Self-Supporting Utilities								
Reserves:								
- Sewer System Rehabilitation	17,500	18,000	18,500	21,000	21,000	21,000	21,000	120,500
- Water Meter Renewal					16,000	23,000	38,000	77,000
- Water Main Renewal	18,000	18,500	19,000	20,000	20,500	21,250	22,250	121,500
- Environmental Projects	32,000	30,000	28,000	47,000	41,500	46,500	47,000	240,000
- Landfill Rehabilitation	1,350	1,400	1,400	1,350	1,400	1,400	1,500	8,450
- Waste Diversion		250	650					900
Retained Earnings - Self-supporting Utilities	42,190	36,005	32,680	39,250	64,380	57,170	68,360	297,845
Transfer from Sewage Disposal System Fund	3,610	8,800	3,500	5,485	3,100	3,100	4,900	28,885
Developer Funding / Developer Capacity Charges	800				1,200		1,000	2,200
External Debt		10,500						10,500
Transfers from Other Capital Accounts	800	3,050						3,050
Total Self-Supporting Utilities	116,250	126,505	103,730	134,085	169,080	173,420	204,010	910,830
Special Operating Agencies								
Accumulated Surplus (Retained Earnings)	2,690	1,276	1,064	1,368	1,021	949	980	6,658
External Debt - Fleet	15,670	15,670	15,670	15,670	15,670	15,670	15,670	94,020
Total Special Operating Agencies	18,360	16,946	16,734	17,038	16,691	16,619	16,650	100,678
TOTAL FINANCING SOURCES	386,429	524,876	464,835	458,158	446,299	541,344	470,494	2,906,006

Return to Table of Contents

CAPITAL PROJECT SUMMARY *(in Thousands of $)*	PAGE NO.	ADOPTED BUDGET 2021	PRELIMINARY BUDGET 2022	PRELIMINARY FORECAST 2023	2024	2025	2026	2027	6-YEAR TOTAL 2022-2027
CAPITAL PROJECTS LISTING									
PUBLIC WORKS									
Active Transportation Facilities									
Pedestrian and Cycling Program									
- Cash to Capital					851	842	483	250	2,426
- Interim Financing from General Capital Fund / (Repayment) - Council authorized $3.850 million in 2017 for Chief Peguis Trail - Kildonan Settlers Bridge Pedestrian and Cycling Improvements (Council September 27, 2017)		(1,062)	(423)						(423)
- Canada Community-Building Fund		2,675	1,117	945	800	841	1,838	2,649	8,190
- External Debt		314	983	945					1,928
- Internal Financing			273						273
- Transfer from Prior Year Authorization			520						520
Total Pedestrian and Cycling Program	37	1,927	2,470	1,890	1,651	1,683	2,321	2,899	12,914
Total Active Transportation Facilities		1,927	2,470	1,890	1,651	1,683	2,321	2,899	12,914
Street Improvements									
Developer Payback - Various Locations									
- Canada Community-Building Fund		550							
Portable Traffic Study Equipment									
- Cash to Capital					32				32
- Canada Community-Building Fund					130				130
Total Portable Traffic Study Equipment	41				162				162
Transportation Master Plan									
- Cash to Capital			20		31	168	41		260
- Canada Community-Building Fund		240	200		123	678	164		1,165
- External Debt		10	30	154					184
Total Transportation Master Plan	42	250	250	154	154	846	205		1,609
Traffic Signals Vehicle Detection Program (formerly Traffic Signals Loops)									
- Frontage Levy	43	250	250	250	250	250	250	250	1,500
Traffic Signals Bases Replacements (formerly Traffic Signals Bases and Underground Renewal Program)									
- Frontage Levy							1,500	1,500	3,000
- Canada Community-Building Fund								1,000	1,000
Total Traffic Signals Bases Replacements	44						1,500	2,500	4,000
Traffic Engineering Improvements - Various Locations									
- Frontage Levy		1,560	1,460	1,264	1,200	1,374	1,402	3,294	9,994
- Canada Community-Building Fund		100							
- Developer Funding		188							
- External Debt		400							
- Transfer from Prior Year Authorization - Frontage Levy			1,000						1,000
Total Traffic Engineering Improvements - Various Locations	45	2,248	2,460	1,264	1,200	1,374	1,402	3,294	10,994

CAPITAL PROJECT SUMMARY *(in Thousands of $)*	PAGE NO.	ADOPTED BUDGET 2021	PRELIMINARY BUDGET 2022	FORECAST 2023	2024	2025	2026	2027	6-YEAR TOTAL 2022-2027
Upgrade Noise Policies and Equipment Study	46				100				100
Inner-Ring Road - Functional Design									
- Cash to Capital					75	75			150
- Canada Community-Building Fund					300	300			600
Total Inner-Ring Road - Functional Design	47				375	375			750
Salt and Sand Storage Shed									
- Cash to Capital					92				92
- Canada Community-Building Fund					386				386
Total Salt and Sand Storage Shed	48				478				478
Total Street Improvements		3,298	2,960	1,668	2,719	2,845	3,357	6,044	19,593
Regional and Local Street Renewal - Council has authorized first charges totaling up to $88.15 million in 2021 or prior to the adoption of the 2022 capital budget. (Council December 16, 2020) See detail sheet in the Supplement to the 2021 Budget for a detailed listing of the first charge authorizations.									
- Frontage Levy		2,329							
- Local Street Renewal Reserve		45,230	45,157	62,457	73,857	85,757	98,257	110,840	476,325
- Regional Street Renewal Reserve		41,338	39,376	49,538	46,917	53,638	48,856	48,338	286,663
- Canada Community-Building Fund		6,721	24,462	1,885		4,043			30,390
- Federal New Building Canada Fund (Accelerated Regional)		26,000	24,000	13,000					37,000
- Province of Manitoba Accelerated Regional Roads		29,100	29,100	9,800					38,900
- Funding from Other Municipalities			2,209						2,209
- Future Services Account		200	200	200	200	200	200	200	1,200
- Prior Years Surplus		1,250	185						185
Total Regional and Local Street Renewal	49	152,168	164,689	136,880	120,974	143,638	147,313	159,378	872,872
Waterway Crossings and Grade Separations									
Pembina Highway Overpass (Bishop Grandin) Rehabilitation									
- Frontage Levy				500	500	4,399			5,399
- Regional Street Renewal Reserve					621				621
- Canada Community-Building Fund				500	879	13,001			14,380
Total Pembina Highway Overpass (Bishop Grandin) Rehabilitation	69			1,000	2,000	17,400			20,400
Waterway Crossing and Grade Separations - Annual Program									
- Frontage Levy		3,113	2,255	2,255	1,800	2,277	2,400	2,000	12,987
- Canada Community-Building Fund					455	527	1,355	1,290	3,627
- Regional Street Renewal Reserve		200	350	350	350	350	50		1,450
- Local Street Renewal Reserve		200	395	395	395	395	95		1,675
Total Waterway Crossing and Grade Separations - Annual Program	70	3,513	3,000	3,000	3,000	3,549	3,900	3,290	19,739
Osborne Street Underpass									
- Frontage Levy						500			500
- Canada Community-Building Fund						600			600
Total Osborne Street Underpass	71					1,100			1,100

CAPITAL PROJECT SUMMARY *(in Thousands of $)*	PAGE NO.	ADOPTED BUDGET 2021	PRELIMINARY BUDGET 2022	PRELIMINARY FORECAST 2023	2024	2025	2026	2027	6-YEAR TOTAL 2022-2027
St. Vital Bridge Rehabilitation									
- Frontage Levy		2,000	3,835	4,531	4,550				12,916
- Regional Street Renewal Reserve			1,501		4,000				5,501
- Canada Community-Building Fund			738	11,069	14,650				26,457
Total St. Vital Bridge Rehabilitation	72	2,000	6,074	15,600	23,200				44,874
Lagimodiere Twin Overpasses Rehabilitation (Concordia Avenue & CPR Keewatin)									
- Frontage Levy			1,000		500		2,573	1,081	5,154
- Regional Street Renewal Reserve			361				7,282	10,000	17,643
- Canada Community-Building Fund			639		1,500		10,145	4,661	16,945
Total Lagimodiere Twin Overpasses Rehabilitation (Concordia Avenue & CPR Keewatin)	73		2,000		2,000		20,000	15,742	39,742
Disraeli Bridge and Overpass Facility									
- Frontage Levy		348	600	600	600	600	400	400	3,200
- Canada Community-Building Fund		12,822	12,625	12,725	12,737	12,795	13,055	13,120	77,057
- Public Private Partnership Annual Service / Financing Payments		(11,984)	(12,039)	(12,139)	(12,151)	(12,209)	(12,269)	(12,334)	(73,141)
- Debt Servicing - Repayment of Debt		(1,186)	(1,186)	(1,186)	(1,186)	(1,186)	(1,186)	(1,186)	(7,116)
Total Disraeli Bridge and Overpass Facility	74								
Charleswood Bridge									
- Cash to Capital		1,478	1,478	1,478	1,478				4,434
- Public Private Partnership Lease Payments		(1,478)	(1,478)	(1,478)	(1,478)				(4,434)
Total Charleswood Bridge	76								
Total Waterway Crossings and Grade Separations		5,513	11,074	19,600	30,200	22,049	23,900	19,032	125,855
New Transportation Facilities									
Chief Peguis Trail - Henderson Highway to Lagimodiere Boulevard									
- Cash to Capital		200							
- Frontage Levy		400	600	600	600	600	1,475	1,475	5,350
- Canada Community-Building Fund		6,737	6,782	6,829	6,876	6,925	6,100	6,151	39,663
- Public Private Partnership Annual Service / Financing Payments		(6,358)	(6,403)	(6,450)	(6,497)	(6,546)	(6,596)	(6,647)	(39,139)
- Debt servicing - repayment of debt		(979)	(979)	(979)	(979)	(979)	(979)	(979)	(5,874)
Total Chief Peguis Trail - Henderson Highway to Lagimodiere Boulevard	77								
Total New Transportation Facilities									
Other Streets Projects									
Asset Management System - Various Divisions									
- Cash to Capital			75		75	75	75	75	375
- Canada Community-Building Fund		25	25		25	25	25	25	125
- External Debt		75		100					100
Total Asset Management System - Various Divisions	79	100	100	100	100	100	100	100	600
Total Other Streets Projects		100	100	100	100	100	100	100	600
TOTAL STREETS PROJECTS		163,006	181,293	160,138	155,644	170,315	176,991	187,453	1,031,834

CAPITAL PROJECT SUMMARY *(in Thousands of $)*	PAGE NO.	ADOPTED BUDGET 2021	PRELIMINARY BUDGET 2022	PRELIMINARY FORECAST 2023	2024	2025	2026	2027	6-YEAR TOTAL 2022-2027
Parks and Open Space									
Reforestation - Improvements									
- External Debt		**383**							
Regional Parks									
- Cash to Capital							**275**		**275**
- Canada Community-Building Fund		**1,100**	**2,423**	**1,288**			**1,730**	**2,940**	**8,381**
- External Debt		**175**	**527**	**322**					**849**
Total Regional Parks	80	**1,275**	**2,950**	**1,610**			**2,005**	**2,940**	**9,505**
Community and Neighbourhood Parks									
- Cash to Capital							**360**		**360**
- Canada Community-Building Fund			**780**				**1,440**	**2,800**	**5,020**
- External Debt			**45**						**45**
Total Community and Neighbourhood Parks	81		**825**				**1,800**	**2,800**	**5,425**
Parks Buildings									
- Cash to Capital						**375**	**245**		**620**
- Canada Community-Building Fund		**2,642**						**400**	**400**
- External Debt		**378**							
Total Parks Buildings	82	**3,020**				**375**	**245**	**400**	**1,020**
Parks and Recreation Enhancement Program									
- Cash to Capital					**150**	**300**	**532**		**982**
- Canada Community-Building Fund		**1,716**	**945**	**865**	**150**		**732**	**1,305**	**3,997**
- External Debt		**384**	**945**	**866**					**1,811**
Total Parks and Recreation Enhancement Program	83	**2,100**	**1,890**	**1,731**	**300**	**300**	**1,264**	**1,305**	**6,790**
Rainbow Stage									
- Cash to Capital					**300**				**300**
- Canada Community-Building Fund				**1,200**	**1,200**				**2,400**
- External Debt				**300**					**300**
Total Rainbow Stage	85			**1,500**	**1,500**				**3,000**
Urban Forest Renewal Program (formerly Reforestation - Improvements and Urban Forest Enhancement Program)									
- Cash to Capital					**1,188**	**4,013**	**4,858**	**4,895**	**14,954**
- Canada Community-Building Fund		**2,503**						**707**	**707**
- Province of Manitoba Strategic Infrastructure Funding		**3,297**	**2,717**	**1,300**					**4,017**
- External Debt			**3,067**	**4,883**	**584**				**8,534**
- Internal Financing			**399**						**399**
Total Urban Forest Renewal Program	86	**5,800**	**6,183**	**6,183**	**1,772**	**4,013**	**4,858**	**5,602**	**28,611**
Insect Control Branch Equipment Renewal	87							**900**	**900**
Total Parks and Open Space		**12,578**	**11,848**	**11,024**	**3,572**	**4,688**	**10,172**	**13,947**	**55,251**
TOTAL PUBLIC WORKS		**175,584**	**193,141**	**171,162**	**159,216**	**175,003**	**187,163**	**201,400**	**1,087,085**

Return to Table of Contents

CAPITAL PROJECT SUMMARY *(in Thousands of $)*	PAGE NO.	ADOPTED BUDGET 2021	PRELIMINARY BUDGET 2022	PRELIMINARY FORECAST 2023	2024	2025	2026	2027	6-YEAR TOTAL 2022-2027
COMMUNITY SERVICES									
Library Facility Safety, Security and Accessibility Improvements Program									
- Cash to Capital							60	40	100
- Canada Community-Building Fund		150	80				240	160	480
- External Debt		150	20						20
- Transfer from Prior Year Authorization					200				200
Total Library Facility Safety, Security and Accessibility Improvements Program	88	300	100		200		300	200	800
Library Refurbishment & Interior Infrastructure Program									
- Cash to Capital							90		90
- Canada Community-Building Fund					299		360		659
- Transfer from Prior Year Authorization					351				351
Total Library Refurbishment & Interior Infrastructure Program	89				650		450		1,100
Library Technology Upgrade and Replacement Program									
- Cash to Capital						70		75	145
- Canada Community-Building Fund						280		300	580
- External Debt				325					325
Total Library Technology Upgrade and Replacement Program	90			325		350		375	1,050
Library Facility Redevelopment - West Kildonan Library									
- Land Operating Reserve		696	1,304						1,304
- Canada Community-Building Fund		242							
- Province of Manitoba Strategic Infrastructure Funding			1,471						1,471
Total Library Facility Redevelopment - West Kildonan Library	91	938	2,775						2,775
South Winnipeg Recreation Campus: Library and Site Development									
- Cash to Capital							300		300
- Canada Community-Building Fund							1,200		1,200
Total South Winnipeg Recreation Campus: Library and Site Development	92						1,500		1,500
Recreational Facility Safety, Security and Accessibility Improvements Program									
- Cash to Capital						152	62	35	249
- Canada Community-Building Fund		73			108	38	246	140	532
- External Debt		50		150					150
- Transfer from Prior Year Authorization		112	125		171				296
Total Recreational Facility Safety, Security and Accessibility Improvements Program	93	235	125	150	279	190	308	175	1,227
Fitness Equipment Upgrade Program									
- Cash to Capital						66	68	70	204
- Canada Community-Building Fund		300	160	178	255	264	272	280	1,409
- External Debt			40						40
- Transfer from Prior Year Authorization				132	65				197
Total Fitness Equipment Upgrade Program	94	300	200	310	320	330	340	350	1,850
Boni-Vital Pool									
- Canada Community-Building Fund		5,360							
Repair and Renovation of Pan Am Pool Universal Change Rooms									
- Canada Community-Building Fund		940							

CAPITAL PROJECT SUMMARY *(in Thousands of $)*	PAGE NO.	ADOPTED BUDGET 2021	PRELIMINARY BUDGET 2022	FORECAST 2023	2024	2025	2026	2027	6-YEAR TOTAL 2022-2027
Spray Pad Development - Valour Community Centre									
- Canada Community-Building Fund			1,400						1,400
- External Debt			100						100
Total Spray Pad Development - Valour Community Centre	95		1,500						1,500
Spray Pad Development - Corydon Community Centre - Crescentwood									
- Canada Community-Building Fund			500						500
- Land Dedication Reserve			465						465
Total Spray Pad Devbelopment - Corydon Community Centre - Crescentwood	96		965						965
Spray Pad Development - Champlain Community Centre									
- Canada Community-Building Fund			400						400
- Land Dedication Reserve			243						243
Total Spray Pad Development - Champlain Community Centre	97		643						643
Recreation and Library Facility Investment Strategy - First charge against the 2022 Capital Budget of up to $300,000 of Land Dedication Reserve Fund allocation (Council December 16, 2020)									
- Province of Manitoba Strategic Infrastructure Funding	98	16,700	16,700	16,600					33,300
East of the Red RecPlex	101					1,000			1,000
Southeast Winnipeg New Community Centre and Library									
- Cash to Capital							77		77
- Canada Community-Building Fund							305		305
Total Southeast Winnipeg New Community Centre and Library	102						382		382
Freight House Outdoor Pool Redevelopment									
- Cash to Capital								381	381
- Canada Community-Building Fund								1,242	1,242
Total Freight House Outdoor Pool Redevelopment	103							1,623	1,623
Technology Advancement Program									
- Cash to Capital					310		300	150	760
- External Debt		100	95						95
- Transfer from Prior Year Authorization			5						5
Total Technology Advancement Program	104	100	100		310		300	150	860
Community Centre Renovation Grant Program (CCRGP)									
- Financial Stabilization Reserve		1,035	1,035	1,035					2,070
- Land Operating Reserve		965	965	965	965	965	965	965	5,790
Total Community Centre Renovation Grant Program (CCRGP)	105	2,000	2,000	2,000	965	965	965	965	7,860
Community Incentive Grant Program (CIGP)									
- External Debt	106	1,000	1,000						1,000
Assiniboine Park Conservancy (APC) - Infrastructure and Sustainability									
- Cash to Capital					610	1,396	920	920	3,846
- Canada Community-Building Fund			1,000		1,080	604	1,080	1,080	4,844
- Province of Manitoba Strategic Infrastructure Funding		3,100	3,400	3,400					6,800
- External Debt		2,000	1,000	1,683	3,400	3,400	3,400	3,400	16,283
- Transfer from Prior Year Authorization				317	310				627
Total Assiniboine Park Conservancy (APC) - Infrastructure and Sustainability	107	5,100	5,400	5,400	5,400	5,400	5,400	5,400	32,400
TOTAL COMMUNITY SERVICES		32,973	31,508	24,785	8,124	8,235	9,945	9,238	91,835

Return to Table of Contents

CAPITAL PROJECT SUMMARY *(in Thousands of $)*	PAGE NO.	ADOPTED BUDGET 2021	PRELIMINARY BUDGET 2022	PRELIMINARY FORECAST 2023	2024	2025	2026	2027	6-YEAR TOTAL 2022-2027
WINNIPEG POLICE SERVICE									
East District Police Station									
- Cash to Capital		1,056	1,056	1,089	1,155	1,155	1,155	1,155	6,765
- Public Private Partnership Lease Payments		(1,056)	(1,056)	(1,089)	(1,155)	(1,155)	(1,155)	(1,155)	(6,765)
Total East District Police Station	108								
Computer Assisted Dispatch Upgrade									
- Cash to Capital							410		410
- External Debt				375					375
Total Computer Assisted Dispatch Upgrade	109			375			410		785
Next Generation 911									
- Cash to Capital		914							
- External Debt		86							
Total Next Generation 911		1,000							
911 Software Renewal (formerly 911 Renewal)	110						2,151		2,151
911 Hardware Renewal	111							309	309
Communication Sites Upgrade - Media Logger - First charge against the 2022 Capital Budget of up to $1.453 million (Council December 16, 2020)									
- Cash to Capital								1,736	1,736
- Internal Financing			1,453						1,453
Total Communication Sites Upgrade - Media Logger	112		1,453					1,736	3,189
Technology Upgrades - Information Systems	113				1,325	112			1,437
Building Security System Evergreening									
- Cash to Capital								421	421
- External Debt				159					159
Total Building Security System Evergreening	114			159				421	580
Schedule and Management System Upgrade		500							
Communication Sites - Radio Consoles/Batteries	115				575				575
North Station Information Technology Requirements		190							
Automated Fingerprint Identification System (AFIS)		500							
Police Headquarters Information System Upgrades									
- External Debt		2,100							
- Internal Financing							2,435		2,435
Total Police Headquarters Information System Upgrades	116	2,100					2,435		2,435
Flight Operations Overhaul - First charge against the 2022 Capital Budget of up to $0.602 million (Council December 16, 2020)									
- Internal Financing	117		602						602
In Car Computing	118					1,736	1,544		3,280
Flight Operations - Forward Looking Infra-Red (FLIR) Equipment									
- Internal Financing	119		792						792
911 Data Management and Analytics	120							1,138	1,138
Communication Sites Upgrade - Workstations	121							548	548
North District Station - Furniture, Fixtures, and Equipment		700							
Pistol Replacement									
- Internal Financing	122						1,487		1,487

CAPITAL PROJECT SUMMARY (in Thousands of $)	PAGE NO.	ADOPTED BUDGET 2021	PRELIMINARY BUDGET 2022	2023	2024	2025	2026	2027	6-YEAR TOTAL 2022-2027
E-Ticketing Hardware	123				375				375
Vehicle Inspections - Weigh Scale	124					250			250
Police Vehicle Operations - Facility Track Replacement									
- External Debt				1,200					1,200
- Internal Financing			1,800						1,800
Total Police Vehicle Operations - Facility Track Replacement	125		1,800	1,200					3,000
Technological Crime Infrastructure	126				380				380
Call Answer Software									
- External Debt	127			1,000					1,000
Technical Surveillance Systems									
- Internal Financing	128		400						400
Training Facility Study									
- External Debt	129			300					300
TOTAL WINNIPEG POLICE SERVICE		4,990	5,047	3,034	2,655	2,098	8,027	4,152	25,013
FIRE PARAMEDIC SERVICE									
Facility Optimization - St. Boniface Industrial Area and Windsor Park Station Consolidation - First charge against the 2022 Capital Budget of up to $1.125 million (Council April 29, 2021)									
- Land Operating Reserve					600				600
- Interim Financing from Land Operating Reserve / (Repayment)			600		(600)				
- Canada Community-Building Fund			5,240						5,240
- External Debt			7,599						7,599
Total Facility Optimization - St. Boniface Industrial Area and Windsor Park Station Consolidation	130		13,439						13,439
Facility Optimization - Waverley West Station									
- Canada Community-Building Fund				6,758					6,758
- External Debt			197	3,525					3,722
Total Facility Optimization - Waverley West Station	132		197	10,283					10,480
Facility Optimization - Silver Heights Fire Paramedic Station Consolidation									
- External Debt	134							413	413
Equipment Obsolescence									
- External Debt		669	1,599	264	223	143	3,885	954	7,068
- Shared Health Capital Grant		812	721	586	776	673	331	500	3,587
- External Debt on behalf of Shared Health			1,327				2,443	1,540	5,310
Total Equipment Obsolescence	135	1,481	3,647	850	999	816	6,659	2,994	15,965
Station Capital Maintenance									
- External Debt		552		576	418			1,552	2,546
- Shared Health Capital Grant		182			153			654	807
Total Station Capital Maintenance	137	734		576	571			2,206	3,353

Return to Table of Contents

CAPITAL PROJECT SUMMARY *(in Thousands of $)*	PAGE NO.	ADOPTED BUDGET 2021	PRELIMINARY BUDGET 2022	FORECAST 2023	2024	2025	2026	2027	6-YEAR TOTAL 2022-2027
Emergency Vehicle Pre-emption									
- External Debt	138	**189**					**1,408**		**1,408**
Modular Mobile Station									
- Transfer from Prior Year Authorization			**3,000**						**3,000**
Business Continuity Software	139	**150**							
TOTAL FIRE PARAMEDIC SERVICE		**2,554**	**20,283**	**11,709**	**1,570**	**816**	**8,067**	**5,613**	**48,058**
PLANNING, PROPERTY AND DEVELOPMENT									
Computer Automation									
- Cash to Capital					**100**			**100**	**200**
- External Debt		**100**							
Total Computer Automation	140	**100**			**100**			**100**	**200**
Cemeteries - Improvements									
- Cash to Capital							**100**	**124**	**224**
- External Debt		**236**							
- Veterans Affairs Canada		**700**	**150**						**150**
Total Cemeteries - Improvements	141	**936**	**150**				**100**	**124**	**374**
Downtown Enhancement Program									
- Cash to Capital					**237**	**151**	**127**		**515**
- External Debt				**128**					**128**
- Internal Financing			**200**						**200**
Total Downtown Enhancement Program	142		**200**	**128**	**237**	**151**	**127**		**843**
Business Improvement Zones, Image Routes and Neighbourhood Main Streets									
- Cash to Capital						**151**	**100**	**150**	**401**
- Internal Financing			**126**						**126**
Total Business Improvement Zones, Image Routes and Neighbourhood Main Streets	144		**126**			**151**	**100**	**150**	**527**
Public Art Strategy									
- External Debt		**125**		**125**					**125**
- Internal Financing			**125**						**125**
Total Public Art Strategy	145	**125**	**125**	**125**					**250**
Developer Payback									
- Cash to Capital							**100**		**100**
- External Debt		**137**							
- Internal Financing				**100**					**100**
Total Developer Payback	146	**137**		**100**			**100**		**200**
Riverbank Stabilization - Physical Asset Protection									
- External Debt		**100**							
- Transfer from Prior Year Authorization			**312**						**312**
Total Riverbank Stabilization - Physical Asset Protection	147	**100**	**312**						**312**
Digital Permitting									
- Permit Reserve	148	**1,947**	**1,019**						**1,019**

CAPITAL PROJECT SUMMARY *(in Thousands of $)*	PAGE NO.	ADOPTED BUDGET 2021	PRELIMINARY BUDGET 2022	PRELIMINARY FORECAST 2023	2024	2025	2026	2027	6-YEAR TOTAL 2022-2027
Master Green Space & Natural Corridors Plan By-law									
- Canada Community-Building Fund			600						600
- External Debt			100						100
Total Master Green Space & Natural Corridors Plan By-law	149		700						700
TOTAL PLANNING, PROPERTY AND DEVELOPMENT		3,345	2,632	353	337	302	427	374	4,425
MUNICIPAL ACCOMMODATIONS									
Health / Life Safety / Emergency Systems Refurbishment / City-wide Accessibility									
- Cash to Capital						471	1,118	1,156	2,745
- Land Operating Reserve		1,700			1,700				1,700
- Canada Community-Building Fund			100	646	960	472	1,118	1,155	4,451
- External Debt		1,573	831	687					1,518
- Transfer from Prior Year Authorization		413	1,873						1,873
Total Health / Life Safety / Emergency Systems Refurbishment / City-wide Accessibility	150	3,686	2,804	1,333	2,660	943	2,236	2,311	12,287
Sherbrook Pool									
- Kinsmen Club of Winnipeg (Sponsor Winnipeg)		48	48						48
- Interim Financing from General Capital Fund / (Repayment)		(48)	(48)						(48)
Total Sherbrook Pool	151								
Strategic Facilities Master Plan									
- Land Operating Reserve		250							
TOTAL MUNICIPAL ACCOMMODATIONS		3,936	2,804	1,333	2,660	943	2,236	2,311	12,287
CITY CLERKS									
Corporate Records Centre									
- Cash to Capital								200	200
- Internal Financing			100						100
Total Corporate Records Centre	153		100					200	300
Election Systems									
- Cash to Capital						100	200		300
- External Debt		100							
- Internal Financing			110						110
Total Election Systems	154	100	110			100	200		410
Audio / Video Equipment Replacement									
- External Debt	155			100				100	200
TOTAL CITY CLERKS		100	210	100		100	200	300	910

Return to Table of Contents

CAPITAL PROJECT SUMMARY *(in Thousands of $)*	PAGE NO.	ADOPTED BUDGET 2021	PRELIMINARY BUDGET 2022	2023	2024	2025	2026	2027	6-YEAR TOTAL 2022-2027
CORPORATE FINANCE									
Economic Response and Recovery Plan: Revitalizing Downtown Strategy									
- Canada Community-Building Fund			9,500						9,500
- External Debt			500						500
Total Economic Response and Recovery Plan: Revitalizing Downtown Strategy	156		10,000						10,000
Economic Response and Recovery Plan: Related Infrastructure Investments									
- Canada Community-Building Fund			9,500						9,500
- External Debt			500						500
Total Economic Response and Recovery Plan: Related Infrastructure Investments	157		10,000						10,000
TOTAL CORPORATE FINANCE			20,000						20,000
INNOVATION AND TECHNOLOGY									
Innovation Strategy									
- Internal Financing		750							
- Transfer from Prior Year Authorization			107		200				307
Total Innovation Strategy	158	750	107		200				307
Data Centre Sustainment (formerly Enterprise Computing Initiatives)									
- Cash to Capital						350			350
- External Debt		1,105							
- Transfer from Prior Year Authorization			282						282
Total Data Centre Sustainment	160	1,105	282			350			632
Network Products Evergreen (formerly Communications Network Infrastructure)									
- Cash to Capital					476	420	366	388	1,650
- External Debt		349	21						21
- Internal Financing			165						165
- Transfer from Prior Year Authorization		46	1,814		399	463			2,676
Total Network Products Evergreen	161	395	2,000		875	883	366	388	4,512
Printing Graphics & Mail Services Asset Renewal									
- External Debt		396							
- Transfer from Prior Year Authorization					170				170
Total Printing Graphics & Mail Services Asset Renewal	162	396			170				170
Information Security Initiatives									
- Cash to Capital						203			203
- External Debt		194							
- Transfer from Prior Year Authorization					602	383			985
Total Information Security Initiatives	163	194			602	586			1,188
Email, Teams, and Files (formerly Microsoft Office License Evergreen)									
- Transfer from Prior Year Authorization	164		817						817
Microsoft Development Network Software Renewal									
- Cash to Capital						55			55
- Transfer from Prior Year Authorization			282			253			535
Total Microsoft Development Network Software Renewal	165		282			308			590

CAPITAL PROJECT SUMMARY (in Thousands of $)	PAGE NO.	ADOPTED BUDGET 2021	PRELIMINARY BUDGET 2022	FORECAST 2023	FORECAST 2024	FORECAST 2025	FORECAST 2026	FORECAST 2027	6-YEAR TOTAL 2022-2027
Geographic Information System Aerial Imagery Renewal Program									
- Cash to Capital					204				204
- External Debt		188							
- Transfer from Prior Year Authorization					8				8
Total Geographic Information System Aerial Image Renewal Program	166	188			212				212
Intake Program									
- Transfer from Prior Year Authorization	167				171				171
Server-Storage Evergreen (formerly Enterprise Computing Initiatives)									
- Cash to Capital					370	153	904	902	2,329
- External Debt			492	1,346					1,838
- Internal Financing			680						680
- Transfer from Prior Year Authorization			628	40		578			1,246
Total Server-Storage Evergreen	168		1,800	1,386	370	731	904	902	6,093
Desktop Office Suite (formerly Microsoft Office License Evergreen)									
- Cash to Capital					243				243
- Transfer from Prior Year Authorization					245				245
Total Desktop Office Suite	169				488				488
Smart Cities Innovation Program									
- Internal Financing		750							
Corporate VoIP Phone System									
- External Debt		160							
TOTAL INNOVATION AND TECHNOLOGY		3,938	5,288	1,386	3,088	2,858	1,270	1,290	15,180
CUSTOMER SERVICE AND COMMUNICATIONS									
311 Renewal									
- Cash to Capital							107	104	211
- External Debt		100		100					100
Total 311 Renewal	170	100		100			107	104	311
TOTAL CUSTOMER SERVICE AND COMMUNICATIONS		100		100			107	104	311
ASSESSMENT AND TAXATION									
Assessment Automation									
- Cash to Capital					250	312	350	245	1,157
- External Debt		237							
- Internal Financing			312						312
- Transfer from Prior Year Authorization			185						185
Total Assessment Automation	171	237	497		250	312	350	245	1,654
Local Improvements - Ongoing Program									
- Cash to Capital						100	50	43	193
- External Debt		350		480	147		200	172	999
- Internal Financing			100						100
Total Local Improvements - Ongoing Program	172	350	100	480	147	100	250	215	1,292
TOTAL ASSESSMENT AND TAXATION		587	597	480	397	412	600	460	2,946

Return to Table of Contents

CAPITAL PROJECT SUMMARY *(in Thousands of $)*	PAGE NO.	ADOPTED BUDGET 2021	PRELIMINARY BUDGET 2022	PRELIMINARY FORECAST 2023	2024	2025	2026	2027	6-YEAR TOTAL 2022-2027
TRANSIT									
Transit Information Technology Program									
- Cash to Capital					325	325	500	500	1,650
- External Debt		500		500					500
- Internal Financing			325						325
- Transfer from Prior Year Authorization			209						209
Total Transit Information Technology Program	173	500	534	500	325	325	500	500	2,684
Transit Building Replacement / Refurbishment									
- Cash to Capital					301	277	226	600	1,404
- Canada Community-Building Fund			500	4,372	1,435	411	3,355		10,073
- Retained Earnings				200					200
- External Debt		600					759		759
- Transfer from Prior Year Authorization			142						142
Total Transit Building Replacement / Refurbishment	174	600	642	4,572	1,736	688	4,340	600	12,578
Transit Roof Replacement and Ventilation Upgrade									
- Cash to Capital					100	100			200
- Canada Community-Building Fund			1,500	705	2,350	2,400			6,955
- Province of Manitoba Strategic Infrastructure Funding				1,545					1,545
- Retained Earnings			115	100					215
- External Debt		1,947							
- Transfer from Prior Year Authorization			85						85
Total Transit Roof Replacement and Ventilation Upgrade	176	1,947	1,700	2,350	2,450	2,500			9,000
Transition to Zero Emission Buses (formerly Transit Buses)									
- Cash to Capital								2,176	2,176
- Transit Bus Replacement Reserve					10,686	11,505	8,970	6,232	37,393
- Canada Community-Building Fund		6,735						7,027	7,027
- Investing in Canada's Infrastructure Program (Federal Government)			19,706	8,672	15,352	16,532	40,046		100,308
- Investing in Canada's Infrastructure Program (Provincial Government)			10,445		12,665	13,639	33,951		70,700
- Province of Manitoba Strategic Infrastructure Funding		6,703	5,812	7,155					12,967
- External Debt		4,177	13,812	6,496			17,941	7,607	45,856
Total Transition to Zero Emission Buses	178	17,615	49,775	22,323	38,703	41,676	100,908	23,042	276,427
Southwest Rapid Transitway (Stage 2) and Pembina Highway Underpass									
- Southwest Rapid Transitway (Stage 2) and Pembina Highway Underpass Payment Reserve		14,720	13,335	13,522	13,826	13,949	14,312	13,974	82,918
- P3 Annual Service / Financing Payments (City)		(11,330)	(12,751)	(12,851)	(13,155)	(13,278)	(13,641)	(13,303)	(78,979)
- External Debt Annual Service Payments (City)		(3,390)	(584)	(671)	(671)	(671)	(671)	(671)	(3,939)
Total Southwest Rapid Transitway (Stage 2) and Pembina Highway Underpass	180								
Accessibility Program									
- Cash to Capital					50	50	50	250	400
- Canada Community-Building Fund			250	250	200	200	200		1,100
- External Debt		250							
Total Accessibility Program	182	250	250	250	250	250	250	250	1,500

CAPITAL PROJECT SUMMARY *(in Thousands of $)*	PAGE NO.	ADOPTED BUDGET 2021	PRELIMINARY BUDGET 2022	FORECAST 2023	FORECAST 2024	FORECAST 2025	FORECAST 2026	FORECAST 2027	6-YEAR TOTAL 2022-2027
Heavy Shop Equipment Replacement Program									
- Cash to Capital					25	25	200	200	450
- Canada Community-Building Fund			200	200	175	175			750
- External Debt		200							
Total Heavy Shop Equipment Replacement Program	183	200	200	200	200	200	200	200	1,200
Hoist Replacement at Fort Rouge Garage									
- Cash to Capital					125	150	125		400
- Canada Community-Building Fund			2,785		2,867	3,841	3,472		12,965
- External Debt		1,100							
Total Hoist Replacement at Fort Rouge Garage	184	1,100	2,785		2,992	3,991	3,597		13,365
Heated Bus Shelter Program									
- Canada Community-Building Fund			1,500	1,500					3,000
- Retained Earnings		1,500							
Total Heated Bus Shelter Program	185	1,500	1,500	1,500					3,000
Transit Improvements									
- Retained Earnings	186			600					600
Radios and Intelligent Transportation Systems (ITS) Replacement									
- Cash to Capital					7,130	266			7,396
- Investing in Canada's Infrastructure Program (Federal Government)					5,390				5,390
- Investing in Canada's Infrastructure Program (Provincial Government)					4,493				4,493
Total Radios and Intelligent Transportation Systems (ITS) Replacement	187				17,013	266			17,279
North Garage Replacement									
- Cash to Capital			450		962				1,412
- Investing in Canada's Infrastructure Program (Federal Government)			12,799	34,561	24,857	806			73,023
- Investing in Canada's Infrastructure Program (Provincial Government)			10,665	28,798	20,711	672			60,846
- Retained Earnings			1,500	1,500					3,000
- External Debt			17,115	23,525	18,789	705			60,134
Total North Garage Replacement	188		42,529	88,384	65,319	2,183			198,415
Primary Transit Network Infrastructure									
- Cash to Capital						635			635
- Investing in Canada's Infrastructure Program (Federal Government)						2,478	4,788		7,266
- Investing in Canada's Infrastructure Program (Provincial Government)						2,114	3,990		6,104
- External Debt						1,637	4,758		6,395
Total Primary Transit Network Infrastructure	190					6,864	13,536		20,400
Rapid Transit (Downtown Corridors) Preliminary Design									
- Cash to Capital						365	1,759		2,124
- Investing in Canada's Infrastructure Program (Federal Government)						452	2,208		2,660
- Investing in Canada's Infrastructure Program (Provincial Government)						376	1,840		2,216
Total Rapid Transit (Downtown Corridors) Preliminary Design	191					1,193	5,807		7,000
Wheelchair Securements Retro-fit									
- Cash to Capital						3,556	232		3,788
- Investing in Canada's Infrastructure Program (Federal Government)						3,224	1,382		4,606
- Investing in Canada's Infrastructure Program (Provincial Government)						2,687	1,151		3,838
- External Debt						158	1,360		1,518
Total Wheelchair Securements Retro-fit	192					9,625	4,125		13,750

Return to Table of Contents

CAPITAL PROJECT SUMMARY *(in Thousands of $)*	PAGE NO.	ADOPTED BUDGET 2021	PRELIMINARY BUDGET 2022	FORECAST 2023	2024	2025	2026	2027	6-YEAR TOTAL 2022-2027
Transit Plus In House Service									
- Canada Community-Building Fund				6,442					6,442
- External Debt				2,808					2,808
Total Transit Plus In House Service	193			9,250					9,250
TOTAL TRANSIT		23,712	99,915	129,929	128,988	69,761	133,263	24,592	586,448
WATERWORKS SYSTEM									
Waterworks System - Supply and Treatment									
Financed by Waterworks Retained Earnings:									
Shoal Lake Aqueduct Condition Assessment and Rehabilitation	194	520		500	500	1,400	900	4,600	7,900
Shoal Lake Aqueduct Intake Facility Rehabilitation	195	600	1,200		1,200	3,800	100	1,000	7,300
Branch Aqueduct Condition Assessment and Rehabilitation	196	300	620	5,700		2,800	4,700	1,500	15,320
Tache Booster Pumping Station	197	1,000		350					350
Pumping Stations and Reservoirs Structural Upgrades									
- Transfer from Prior Year Authorization - Retained Earnings		400							
Chlorination Upgrading at Pumping Stations	198	800		4,800					4,800
Regulatory Assessment of Water System Infrastructure and Supply Sources	199	575					250		250
Deacon Reservoir Cell Rehabilitation	200						100		100
Deacon Booster Pumping Station Suction Header Divider Wall and Valve	201		1,335						1,335
Ultraviolet Light Disinfection System Upgrade		1,735							
Discharge Meter Upgrades at the In-town Pumping Stations	202			550	2,150				2,700
Water Treatment Plant Programmable Logic Controllers Upgrade	203						550	4,450	5,000
Pumping Stations Reliability Upgrades	204		480						480
Study of Backup Power Supply for the Hurst Pumping Station	205		580						580
HVAC Upgrades at Pumping Stations	206		600						600
Water Treatment Plant Asset Refurbishment and Replacement Program	207	5,530			9,000	900		7,300	17,200
Total Waterworks System - Supply and Treatment		11,460	4,815	11,900	12,850	8,900	6,600	18,850	63,915
Waterworks System - Distribution									
Financed by Waterworks Retained Earnings:									
Feeder Main Condition Assessment and Rehabilitation	208	360	950	3,300	2,900	1,500	350		9,000
Airport Area West Water and Sewer Servicing									
- Retained Earnings			2,750						2,750
- External Debt			2,250						2,250
Total Airport Area West Water and Sewer Servicing	209		5,000						5,000
Water and Wastewater Infrastructure Capacity Study	210		3,000						3,000
Water Meter Renewals									
- Water Meter Renewal Reserve	211					16,000	23,000	38,000	77,000
Water Main Renewals									
- Water Main Renewal Reserve	212	18,000	18,500	19,000	20,000	20,500	21,250	22,250	121,500
Customer Billing and Work Management Systems Upgrades Program	213	2,200	350	550	750	600	2,050		4,300
Application and Data Integration	214	250	350	400	565	515	320		2,150
Digital Enablement for Plant and Field Employees	215	750	750	750	500	500	250		2,750
Total Waterworks System - Distribution		21,560	28,900	24,000	24,715	39,615	47,220	60,250	224,700
TOTAL WATERWORKS SYSTEM (Utility Supported)		33,020	33,715	35,900	37,565	48,515	53,820	79,100	288,615

CAPITAL PROJECT SUMMARY *(in Thousands of $)*	PAGE NO.	ADOPTED BUDGET 2021	PRELIMINARY BUDGET 2022	FORECAST 2023	2024	2025	2026	2027	6-YEAR TOTAL 2022-2027
SEWAGE DISPOSAL SYSTEM									
Sewage Disposal System - Treatment									
Financed by Sewage Disposal System Retained Earnings:									
Sludge Drying Beds Decommissioning	216				375				375
Process Control System Master Plan and Upgrade	217					3,000	9,500		12,500
Asset Refurbishment and Replacement Program	218	5,000	4,000	5,000	5,000	5,000	5,000	5,000	29,000
West End Sewage Treatment Plant (WEWPCC) - Facilities Plan		500							
Total Sewage Disposal System - Treatment		5,500	4,000	5,000	5,375	8,000	14,500	5,000	41,875
Sewage Disposal System - Collection									
Financed by Sewage Disposal System Retained Earnings:									
Arc Flash Hazard Analysis and Remediation	219	320	270	800	150				1,220
D'Arcy Lift Station Load Shedding Upgrade									
- Retained Earnings		400							
- Transfer from Prior Year Authorization		400							
Total D'Arcy Lift Station Load Shedding Upgrade		800							
Lift Stations Upgrading	220	6,250	3,250	6,250	6,500	7,000	6,000	6,000	35,000
River Crossings Monitoring and Rehabilitation	221	9,400	3,500	730					4,230
Combined Sewer Overflow and Basement Flood Management Strategy									
- Environmental Projects Reserve	222	32,000	30,000	28,000	47,000	41,500	46,500	47,000	240,000
Southwest Interceptor									
- Retained Earnings					5,000	35,000	20,000	35,000	95,000
- Transfer from Prior Year Authorization			350						350
Total Southwest Interceptor	223		350		5,000	35,000	20,000	35,000	95,350
Environmental Standards Laboratory Facility Plan	225				530				530
Supervisory Control and Data Acquisition (SCADA) Upgrades for Collection System	226						500	500	1,000
Airport Area West Water and Sewer Servicing									
- Retained Earnings			9,250						9,250
- External Debt			5,750						5,750
- Transfer from Prior Year Authorization			1,000						1,000
Total Airport Area West Water and Sewer Servicing	227		16,000						16,000
Sewer Renewals									
- Sewer System Rehabilitation Reserve	228	17,500	18,000	18,500	21,000	21,000	21,000	21,000	120,500
Water and Waste Department Business Intelligence									
- Retained Earnings		1,550	300	300	1,100	550	1,450		3,700
- Transfer from Prior Year Authorization			1,200						1,200
Total Water and Waste Department Business Intelligence	229	1,550	1,500	300	1,100	550	1,450		4,900
Customer Billing and Work Management Systems Upgrades Program	230	2,200	350	550	750	600	2,050		4,300
Digital Customer Solutions	231	500	350	350	715	715	300		2,430
Water and Waste Department Document Management System	232	250	250						250
Water and Waste Department Learning Management System	233				565				565
Total Sewage Disposal System - Collection		70,770	73,820	55,480	83,310	106,365	97,800	109,500	526,275
TOTAL SEWAGE DISPOSAL SYSTEM (Utility Supported)		76,270	77,820	60,480	88,685	114,365	112,300	114,500	568,150

Return to Table of Contents

CAPITAL PROJECT SUMMARY *(in Thousands of $)*	PAGE NO.	ADOPTED BUDGET 2021	PRELIMINARY BUDGET 2022	FORECAST 2023	2024	2025	2026	2027	6-YEAR TOTAL 2022-2027
SOLID WASTE DISPOSAL SYSTEM									
Solid Waste Disposal System - Landfill									
Financed by Landfill Rehabilitation Reserve:									
Brady Road Resource Management Facility - Cell Construction									
- Retained Earnings	234	**1,200**	**750**	**1,800**		**500**	**2,800**	**1,000**	**6,850**
Brady Road Resource Management Facility - Alternative Energy Project									
- External Debt	235		**2,500**						**2,500**
Closed Landfill Site Improvement	236	**100**	**100**	**100**					**200**
Soil Fabrication for Landfill Cover	237	**1,250**	**1,300**	**1,300**	**1,350**	**1,400**	**1,400**	**1,500**	**8,250**
Brady Road Resource Management Facility - Landfill Gas Capture Expansion									
- Retained Earnings	238				**1,000**			**1,400**	**2,400**
Brady Road Resource Management Facility - Drainage and Roadways									
- Retained Earnings	239		**770**					**610**	**1,380**
Total Solid Waste Disposal System - Landfill		**2,550**	**5,420**	**3,200**	**2,350**	**1,900**	**4,200**	**4,510**	**21,580**
Solid Waste Disposal System - Collection									
Financed by Solid Waste Disposal Waste Diversion Reserve:									
Comprehensive Integrated Waste Management Strategy (CIWMS) - Review	240			**450**					**450**
Collections Management System									
- Waste Diversion Reserve			**250**	**200**					**450**
- Transfer from Prior Year Authorization			**500**						**500**
Total Collections Management System	241		**750**	**200**					**950**
Total Solid Waste Disposal System - Collection			**750**	**650**					**1,400**
TOTAL SOLID WASTE DISPOSAL SYSTEM (Utility Supported)		**2,550**	**6,170**	**3,850**	**2,350**	**1,900**	**4,200**	**4,510**	**22,980**
LAND DRAINAGE UTILITY									
Land Drainage and Flood Control									
Financed by Transfer from Sewage Disposal System Fund:									
Flood Pumping Station Rehabilitation	242		**1,000**	**1,000**	**1,000**	**1,000**	**1,000**	**1,000**	**6,000**
Land Drainage Sewers - Regional / Local Streets	243				**100**	**100**	**100**	**100**	**400**
Stormwater Retention Basin Upgrades	244	**150**	**300**		**485**			**600**	**1,385**
Outfall Rehabilitation	245	**2,000**	**3,550**	**2,500**	**2,000**	**2,000**	**2,000**	**3,200**	**15,250**
Land Drainage and Combined Sewers Outfall Gate Structures	246	**500**	**2,800**		**1,900**				**4,700**
Niakwa Drainage Study		**120**							
Stormwater Retention Basin and Channel Water Level Monitoring		**300**							
Floodplain Management	247		**550**						**550**
Development Agreement Paybacks									
- Developer Capacity Charges		**800**				**1,200**		**1,000**	**2,200**
- Transfer from Sewage Disposal System Fund		**540**	**600**						**600**
Total Development Agreement Paybacks	248	**1,340**	**600**			**1,200**		**1,000**	**2,800**
TOTAL LAND DRAINAGE UTILITY (Utility Supported)		**4,410**	**8,800**	**3,500**	**5,485**	**4,300**	**3,100**	**5,900**	**31,085**

CAPITAL PROJECT SUMMARY (in Thousands of $)	PAGE NO.	ADOPTED BUDGET 2021	PRELIMINARY BUDGET 2022	PRELIMINARY FORECAST 2023	2024	2025	2026	2027	6-YEAR TOTAL 2022-2027
SPECIAL OPERATING AGENCIES									
WINNIPEG FLEET MANAGEMENT AGENCY									
Financed by Accumulated Surplus (Retained Earnings):									
Shop Tools & Equipment Upgrades	249		**250**	**300**	**320**	**310**	**255**	**255**	**1,690**
Power Tools	250	**125**	**125**	**125**	**125**	**125**	**125**	**125**	**750**
Building Renovations	251	**733**	**748**	**457**	**761**	**342**	**197**	**197**	**2,702**
Fleet Asset Acquisitions									
- External Debt	252	**15,670**	**15,670**	**15,670**	**15,670**	**15,670**	**15,670**	**15,670**	**94,020**
Fuel Site Upgrades and Improvements	253						**200**	**200**	**400**
Fleet Software Application		**1,709**							
TOTAL WINNIPEG FLEET MANAGEMENT AGENCY		**18,237**	**16,793**	**16,552**	**16,876**	**16,447**	**16,447**	**16,447**	**99,562**
WINNIPEG PARKING AUTHORITY									
Financed by Accumulated Surplus (Retained Earnings):									
Automated License Plate Recognition (ALPR) Program	254	**123**	**153**	**182**	**162**	**244**	**172**	**203**	**1,116**
TOTAL WINNIPEG PARKING AUTHORITY		**123**	**153**	**182**	**162**	**244**	**172**	**203**	**1,116**

Return to Table of Contents

Capital Project Detail

2022 Preliminary Capital Budget and 2023 to 2027 Five-Year Forecast

Notes:

1. Capital Budget amounts are estimates only and are subject to materials management policy (e.g. tenders, bids, and contract awards including Public Private Partnership Proposals)

2. The Public Service uses a cost estimate classification determined using AACE International Recommended Practices for capital budget estimates – see Appendix 2.

3. Included in the capital project authorizations are corporate and departmental overhead amounts (FTE related costs, administrative costs, etc.). Consistent with asset management principles, specific recoveries are included in the capital project business case/basis of estimate. Actual expenses may vary from budget depending on in-year circumstances.

4. Included in the capital budget authorizations, for Public Works only, are amounts for Strategic Municipal Infrastructure Research (SMIR), not to exceed 0.5% of tax-supported infrastructure preservation capital budgets, as approved by Council on April 30, 2003. Infrastructure is defined as permanent physical systems of a community, including roadways, utilities, water, sewage, buildings and parks. SMIR funding is essential to undertake research that will optimize life cycle costs and innovate to provide the best value for construction and preservation of Public Works infrastructure.

5. Capital projects could be aligned to multiple *OurWinnipeg 2045* policy goals; however, the most relevant goal is noted on individual projects. Pending Provincial approval and Third Reading by Council, *OurWinnipeg 2045* will become the guiding development plan for the City.

6. Effective in the 2022 budget, the Federal Gas Tax program has been renamed the Canada Community-Building Fund

Table of Contents

Capital Projects Listing by Department

Public Works 37
Community Services 88
Winnipeg Police Service 108
Fire Paramedic Service 130
Planning, Property and Development 140
Assets and Project Management (Municipal Accommodations) 150
City Clerks 153
Corporate Finance 156
Innovation & Technology 158
Customer Service and Communications 170
Assessment and Taxation 171
Transit 173
Water and Waste 194
Winnipeg Fleet Management Agency 249
Winnipeg Parking Authority 254

Project Name: **Pedestrian and Cycling Program**

Standing Policy Committee: Infrastructure Renewal and Public Works

Department: Public Works
Project: 1832000122

Service: Transportation Planning and Traffic Management
OurWinnipeg: Environmental Resilience

AUTHORIZATION	Previous Budgets	2022 Estimate	FORECAST 2023	2024	2025	2026	2027	Five-Year Forecast Total	Six-Year Total
Project Costs ($000's)	N/A *	2,470	1,890	1,651	1,683	2,321	2,899	10,444	12,914
Financed by:									
Cash to Capital				851	842	483	250	2,426	2,426
Interim Financing from General Capital Fund / (Repayment)	423	(423)						-	(423)
Canada Community-Building Fund		1,117	945	800	841	1,838	2,649	7,073	8,190
External Debt		983	945					945	1,928
Internal Financing		273						-	273
Transfer from Prior Years Authorization		520						-	520

CASH FLOW	2022	2023	2024	2025	2026	2027	Beyond 2027	Total
Project Costs ($000's)	2,036	2,041	1,686	1,678	2,225	2,812	436	12,914
Financed by:								
Cash to Capital			723	843	537	285	38	2,426
Interim Financing from General Capital Fund / (Repayment)	(423)							(423)
Canada Community-Building Fund	949	971	822	835	1,688	2,527	398	8,190
External Debt	836	951	141					1,928
Internal Financing	232	41						273
Transfer from Prior Years Authorization	442	78						520

NET OPERATING IMPACT ($000's)	2022	2023	2024	2025	2026	2027
Operating costs						
Debt and finance charges	56	140	173	176	176	148
Transfer to General Capital Fund			851	842	483	250
Total Direct Costs	56	140	1,024	1,018	659	398
Less: Incremental Revenue/Recovery	56	47	38	38	39	41
Net Cost/(Benefit)	-	93	986	980	620	357
Incremental Full Time Equivalent Positions	-	-	-	-	-	-

Class Estimate: Not applicable, as this is a scalable program

Projects in 2022 will not proceed to construction until a class 3 estimate is obtained.

Budget is used for the construction of new pedestrian and cycling facilities, facilities enhancements, studies and support for public education, awareness and promotions of walking and cycling. The budget may be utilized for the purchase of land to facilitate the delivery of new and enhanced facilities as required. Funding is also used to support public engagement and design studies in advance of planned road renewals.

Any surplus funds will automatically be transferred to the following year's Pedestrian and Cycling Program Budget.

The Director of Public Works may be required to reallocate funds within the Pedestrian and Cycling Program based on financing requirements.

Pedestrian and Cycling Program (continued):

On July 15, 2015, Council approved the Winnipeg Pedestrian and Cycling Strategies (PCS) with the following motion: All costs included in the Pedestrian and Cycling Strategies are estimates, no budget allocation is included with the approval of the Pedestrian and Cycling Strategies document, and all projects and project costs relating to the Pedestrian and Cycling Strategies document will be considered by City Council through the annual budget process. Pedestrian and Cycling Action Plans will be presented to the Standing Policy Committee for information on a yearly basis to provide status updates on previous and current projects.

On July 13, 2016, Council approved the recommendation of the Standing Policy Committee on Infrastructure Renewal and Public Works: That all projects related to the Pedestrian and Cycling Strategies document be submitted to the Standing Policy Committee on Infrastructure Renewal and Public Works for recommendation to Council.

On April 20, 2021, the Standing Policy Committee on Infrastructure Renewal and Public Works passed a motion that every September the Public Service shall provide the standing committee with the next year's proposed work plan for the Pedestrian and Cycling Strategies document, highlighting any changes from the current five-year forecast.

The Pedestrian and Cycling Program supports the delivery of the City's long-term vision to maximize transportation options by ensuring the accessibility, comfort, and safety of walking and cycling in Winnipeg.

On September 27, 2017, Council approved a first charge against the 2018 Capital Budget of up to $2.250 million for the Protected Bike Lanes McDermot Avenue/Bannatyne Avenue (Phase 2) project, and approved an additional $3.850 million in 2017 financed by Interim Financing from General Capital Fund for Chief Peguis Trail - Kildonan Settlers Bridge Pedestrian and Cycling Improvements. Interim financing repayments will be completed by 2022.

Funding includes $520,000 rebudgeted from 2013 to 2020 capital programs - see Appendix 4.

* N/A - No amounts have been included in the "Previous Budgets" due to this projects on-going nature.

The Pedestrian and Cycling Program supports the following program areas:

Sidewalks Regional and Non-Regional - Various Locations

Includes construction of new sidewalks on regional streets where none presently exist and where provision is warranted. Provides additional funding to support pedestrian crossings improvements and/or crossing upgrades on regional streets. Future locations that are to be determined will be identified through the annual Pedestrian and Cycling Action Plan or through the yearly capital budget process.

Includes construction of new sidewalks on non-regional streets that must meet at least one of the following:

• connect existing sidewalks to a significant destination business/public facility/senior facility, etc.

• is located within 1.5 km of a school and has been identified by a Neighbourhood Based Consultation process (for example a School Travel Plan or Neighbourhood Area Plan);

• is required to connect pedestrians to a bus stop, where the property owners fronting the proposed sidewalk are not considered to be the main or a major benefiter from the new sidewalk, and likely would not support the sidewalk as a Local Improvement.

Future locations that are to be determined will be identified through the annual Pedestrian and Cycling Action Plan or through the yearly capital budget process.

Bicycle Corridors

Development of new bicycle facilities on the Bicycle Network as prioritized in the Pedestrian and Cycling Strategies. Provides support to complete gaps in the Bicycle Network. Supports the supply and installation of permanent and temporary bicycle parking through an annual Bicycle Parking Grant program. Provides additional funding to support the development of Neighbourhood Greenways during local street renewal projects. Considers support for a pedestrian and cycling monitoring strategy. Supports the replacement of pre-cast curbs on existing routes, as required.

Development of Neighbourhood Greenways - bike routes introduced on neighourhood streets with low vehicle speeds and volumes that may include a range of treatments to slow down traffic and reduce traffic volumes to improve safety for walking, biking and driving.

Recreational Walkways and Bicycle Paths

Construction of new recreational walkways and off-street bicycle path facilities where no walkway or cycle facility presently exists, and where the provision of such a facility is warranted.

Public Education, Awareness and Promotion

Support educational programming, public safety and awareness in support of walking and cycling. Supports the promotion of new and existing pedestrian and cycling facilities including a walking and cycling communications strategy. Considers support for a City-wide wayfinding system.

Pedestrian and Cycling Program (continued):

Partnership Grant Program

The Public Education, Awareness and Promotion grant program provides a funding opportunity for not-for-profit / community based industry partners who promote cycling and active transportation in Winnipeg. Grant applications are submitted, assessed and approved annually.

PEDESTRIAN AND CYCLING PROGRAM Authorization ($000's)	2022	2023	2024	2025	2026	2027	Six-Year Total
Sidewalks Regional and Non-Regional - Various Locations	220	300	346	148	550		1,564
Bicycle Corridors:							
Transcona Trail Extension Study and Construction	300	750					1,050
Neighbourhood Greenways		125	150				475
North Winnipeg Parkway Construction	650						650
Ruby St / Banning St Neighbourhood Greenway Phase 1 Construction						800	800
Cyclist Detection Signal Actuation Select Locations	50			50			100
St. Matthews Protected Bike Lane Upgrade - Preliminary Design		220			900		1,120
Maryland Ave/Sherbrook Ave Upgrade to Protected Bike Lane				200			200
Cycling Monitoring Data Collection	30	35					65
Wolseley to Downtown Phase 2	180						180
Pre-cast Curb Replacement						400	400
Downtown Bike Lanes - part of Downtown Plan	200						200
Harrow St - Southwest Transitway Multi-use Path Connection		75					75
River Ave / Stradbrook Ave Protected Bike Lane Preliminary Design / Public Engagement / Phase 2 Construction	300						300
Recreational Walkways and Bicycle Paths:							
The Forks - Red River Mutual Walking and Cycling Trail Improvements	30	20	20	20			90
Bicycle Parking Partnership Grants	63	30	30	30	30		183
Togo Ave. to Churchill Dr. - Multi-use Path Extension						300	300
Northwest Hydro Corridor Phase 2 Const. Church Ave to Casino			800	900			1,700
Temporary/Pilot Walking and Cycling Projects - Various Locations	50						50
Public Education Awareness and Promotion:							
Communication and Promotions		25	25	25	25		100

Pedestrian and Cycling Program (continued):

PEDESTRIAN AND CYCLING PROGRAM Authorization ($000's)	2022	2023	2024	2025	2026	2027	Six-Year Total
Partnership Grant Program:	160	160	160	160	160		800
2022 Allocation Winnipeg Repair Education and Cycling Hub (The WRENCH) - $40,000 Commuter Challenge/Jack Frost (Green Action Centre) - $15,500 Bike Everywhere Month (Bike to School Month) (Green Action Centre) - $10,000 Bike Education and Skills Training (BEST) (Green Action Centre) - $20,000 The Language of Cycling (Winnipeg Trails Association) - $14,500 Bike Week Winnipeg - $30,000 Short-term Bike Parking Analysis and Action Plan (Downtown Winnipeg BIZ) - $16,420 Bike Friendly Business Program - Implementation (The Exchange District BIZ) - $13,580							
Active Safe Routes to School, various locations		150	120	150	456		876
Funding to be allocated	237					1,399	1,636
Total Pedestrian and Cycling Program	**2,470**	**1,890**	**1,651**	**1,683**	**2,321**	**2,899**	**12,914**

The following projects include Active Transportation (AT) facilities funding (Class 5 estimate):

($000's)	2022	2023	2024	2025	2026	2027	Total
Regional Street Renewals:							
University Cres - Pembina to Chancellor Matheson - protected bike lanes	1,200						1,200
Leila Ave - McPhillips to McGregor - protected bike lanes	**						-
Pembina Hwy - McGillivray to Chevrier - protected bike lanes	850	850					1,700
St Mary Ave - Memorial to Portage - protected bike lanes	500						500
Jubilee Ave - Osborne to Pembina - reconstruct existing multi-use path and construct new path on Cockburn from Jubilee to Churchill		825					825
Dakota St - St Mary's to Bishop Grandin - to be determined		**					-
Lagimodiere Blvd NB - Fermor to Cottonwood - to be determined		**					-
	2,550	**1,675**	**-**	**-**	**-**	**-**	**4,225**

** To be determined

See Appendix 6 for details on all Active Transportation project funding in the 2022 capital budget.

Project Name: **Portable Traffic Study Equipment**

Standing Policy Committee: Infrastructure Renewal and Public Works

Department: Public Works
Project: 1833000224

Service: Transportation Planning and Traffic Management
OurWinnipeg: Leadership and Good Governance

AUTHORIZATION	Previous Budgets	2022 Estimate	FORECAST 2023	2024	2025	2026	2027	Five-Year Forecast Total	Six-Year Total
Project Costs ($000's)	-	-	-	162	-	-	-	162	162
Financed by:									
Cash to Capital				32				32	32
Canada Community-Building Fund				130				130	130

CASH FLOW	2022	2023	2024	2025	2026	2027	Beyond 2027	Total
Project Costs ($000's)	-	-	138	24	-	-	-	162
Financed by:								
Cash to Capital			27	5				32
Canada Community-Building Fund			111	19				130

NET OPERATING IMPACT ($000's)	2022	2023	2024	2025	2026	2027
Operating costs						
Debt and finance charges						
Transfer to General Capital Fund			32			
Total Direct Costs	-	-	32	-	-	-
Less: Incremental Revenue/Recovery						
Net Cost/(Benefit)	-	-	32	-	-	-
Incremental Full Time Equivalent Positions	-	-	-	-	-	-

Class Estimate: 3

Funding will be used to replace portable traffic study equipment that is nearing end-of-life including:

• Automated midblock counters; and

• Video collection units for manual traffic studies.

Project Name: **Transportation Master Plan**

Standing Policy Committee: Infrastructure Renewal and Public Works

Department: Public Works
Project: 1833000122

Service: Transportation Planning and Traffic Management
OurWinnipeg: Leadership and Good Governance

AUTHORIZATION	Previous Budgets	2022 Estimate	FORECAST 2023	2024	2025	2026	2027	Five-Year Forecast Total	Six-Year Total
Project Costs ($000's)	N/A *	250	154	154	846	205	-	1,359	1,609
Financed by:									
Cash to Capital		20		31	168	41		240	260
Canada Community-Building Fund		200		123	678	164		965	1,165
External Debt		30	154					154	184

CASH FLOW	2022	2023	2024	2025	2026	2027	Beyond 2027	Total
Project Costs ($000's)	213	168	154	742	301	31	-	1,609
Financed by:								
Cash to Capital	17	3	26	147	61	6		260
Canada Community-Building Fund	170	30	105	595	240	25		1,165
External Debt	26	135	23					184

NET OPERATING IMPACT ($000's)	2022	2023	2024	2025	2026	2027
Operating costs						
Debt and finance charges	15	34	37	37	37	21
Transfer to General Capital Fund	20		31	168	41	
Total Direct Costs	35	34	68	205	78	21
Less: Incremental Revenue/Recovery	4	5	3	12	5	1
Net Cost/(Benefit)	31	29	65	193	73	20
Incremental Full Time Equivalent Positions	-	-	-	-	-	-

Class Estimate: Not applicable, as this is a scalable program

Updating information that affects the recommendations in the Transportation Master Plan is necessary to account for temporal changes in land use and transportation needs. This is also required to meet the needs of OurWinnipeg and Complete Communities.

A comprehensive revision commenced in 2019.

Beyond the Transportation Master Plan, follow-up and related projects in 2022-2026 are anticipated to include:

• Winnipeg Population and Land Use Model Update (2022)

• Winnipeg Truck Data and Model Development (2023)

• Winnipeg Areas Travel Study (WATS) Update (2024 and 2025)

• Winnipeg Microscopic Transportation Model (Downtown and Norwood Bridge/St. Mary's/Marion) (2026)

* N/A - No amounts have been included in the "Previous Budgets" due to this project's on-going nature.

Project Name: **Traffic Signals Vehicle Detection Program (formerly Traffic Signals Loops)**

Standing Policy Committee: Infrastructure Renewal and Public Works

Department: Public Works
Project: 1831100222

Service: Transportation Planning and Traffic Management
OurWinnipeg: Leadership and Good Governance

AUTHORIZATION	Previous Budgets	2022 Estimate	FORECAST 2023	2024	2025	2026	2027	Five-Year Forecast Total	Six-Year Total
Project Costs ($000's)	N/A *	250	250	250	250	250	250	1,250	1,500
Financed by:									
Frontage Levy		250	250	250	250	250	250	1,250	1,500

CASH FLOW	2022	2023	2024	2025	2026	2027	Beyond 2027	Total
Project Costs ($000's)	213	250	250	250	250	250	37	1,500
Financed by:								
Frontage Levy	213	250	250	250	250	250	37	1,500

NET OPERATING IMPACT ($000's)	2022	2023	2024	2025	2026	2027
Operating costs						
Debt and finance charges						
Transfer to General Capital Fund						
Total Direct Costs	-	-	-	-	-	-
Less: Incremental Revenue/Recovery	7	8	8	8	8	8
Net Cost/(Benefit)	(7)	(8)	(8)	(8)	(8)	(8)
Incremental Full Time Equivalent Positions	-	-	-	-	-	-

Class Estimate: Not applicable, as this is a scalable program

This is an annual program which includes city-wide repair and replacement of vehicle detection loops in order to maintain proper (designed) operation of signalized intersections. This program also considers installation of non-intrusive detection in locations unsuitable for loops, subject to funding availability.

* N/A - No amounts have been included in the "Previous Budgets" due to this project's on-going nature.

Project Name: **Traffic Signals Bases Replacements (formerly Traffic Signals Bases and Underground Renewal Program)**

Standing Policy Committee: Infrastructure Renewal and Public Works

Department: Public Works
Project: 1831100126

Service: Transportation Planning and Traffic Management
OurWinnipeg: Leadership and Good Governance

AUTHORIZATION	Previous Budgets	2022 Estimate	FORECAST 2023	2024	2025	2026	2027	Five-Year Forecast Total	Six-Year Total
Project Costs ($000's)	-	-	-	-	-	1,500	2,500	4,000	4,000
Financed by:									
Frontage Levy						1,500	1,500	3,000	3,000
Canada Community-Building Fund							1,000	1,000	1,000

CASH FLOW	2022	2023	2024	2025	2026	2027	Beyond 2027	Total
Project Costs ($000's)	-	-	-	-	1,275	2,350	375	4,000
Financed by:								
Frontage Levy					1,275	1,500	225	3,000
Canada Community-Building Fund						850	150	1,000

NET OPERATING IMPACT ($000's)	2022	2023	2024	2025	2026	2027
Operating costs						
Debt and finance charges						
Transfer to General Capital Fund						
Total Direct Costs	-	-	-	-	-	-
Less: Incremental Revenue/Recovery					42	59
Net Cost/(Benefit)	-	-	-	-	(42)	(59)
Incremental Full Time Equivalent Positions	-	-	-	-	-	-

Class Estimate: Not applicable, as this is a scalable program

Traffic signal bases provide the structural foundation for traffic signal poles and cabinets. As a result, they are crucial for the safe construction and operation of traffic signals. This program is to replace traffic signal bases in poor condition. In total, 502 high-risk bases must be replaced over 10 years (50 per year). This represents 7% of the bases in the City.

Project Name: **Traffic Engineering Improvements - Various Locations**

Standing Policy Committee: Infrastructure Renewal and Public Works

Department: Public Works
Project: 1831000122

Service: Transportation Planning and Traffic Management
OurWinnipeg: Good Health and Well-Being

AUTHORIZATION	Previous Budgets	2022 Estimate	FORECAST 2023	2024	2025	2026	2027	Five-Year Forecast Total	Six-Year Total
Project Costs ($000's)	N/A *	2,460	1,264	1,200	1,374	1,402	3,294	8,534	10,994
Financed by:									
Frontage Levy		1,460	1,264	1,200	1,374	1,402	3,294	8,534	9,994
Transfer from Prior Year Authorization - Frontage Levy		1,000						-	1,000

CASH FLOW	2022	2023	2024	2025	2026	2027	Beyond 2027	Total
Project Costs ($000's)	2,091	1,443	1,210	1,348	1,398	3,010	494	10,994
Financed by:								
Frontage Levy	1,241	1,293	1,210	1,348	1,398	3,010	494	9,994
Transfer from Prior Year Authorization - Frontage Levy	850	150						1,000

NET OPERATING IMPACT ($000's)	2022	2023	2024	2025	2026	2027
Operating costs						
Debt and finance charges						
Transfer to General Capital Fund						
Total Direct Costs	-	-	-	-	-	-
Less: Incremental Revenue/Recovery	68	47	39	44	45	98
Net Cost/(Benefit)	(68)	(47)	(39)	(44)	(45)	(98)
Incremental Full Time Equivalent Positions	-	-	-	-	-	-

Class Estimate: Not applicable, as this is a scalable program

This is an annual program which includes city-wide installation of:

• new full signals, half signals and pedestrian corridors based on priority warrant systems **

• roadside safety improvements

• traffic calming measures

• left turn signal phases

• traffic sign upgrades

• railway crossing safety improvements

• installation of permanent pavement markings

• research studies and operational reviews

$1.0 million of funding in 2022 will support the implementation of projects identified in the administrative report Unfunded Pedestrian Crossing Control Treatments for Traffic Engineering Improvement Program Budget dated September 15, 2021, on a priority basis.

Funding in 2022 includes $1.0 million rebudgeted from capital budget authorized in 2015 and 2018 - see Appendix 4.

* N/A - No amounts have been included in the "Previous Budgets" due to this project's on-going nature.

** Locations are submitted to Standing Policy Committee on Infrastructure Renewal and Public Works for approval prior to construction.

Project Name: **Upgrade Noise Policies and Equipment Study**

Standing Policy Committee: Infrastructure Renewal and Public Works

Department: Public Works
Project: 1831100124

Service: Transportation Planning and Traffic Management
OurWinnipeg: Leadership and Good Governance

AUTHORIZATION	Previous Budgets	2022 Estimate	FORECAST 2023	2024	2025	2026	2027	Five-Year Forecast Total	Six-Year Total
Project Costs ($000's)	-	-	-	100	-	-	-	100	100
Financed by:									
Cash to Capital				100				100	100

CASH FLOW	2022	2023	2024	2025	2026	2027	Beyond 2027	Total
Project Costs ($000's)	-	-	85	15	-	-	-	100
Financed by:								
Cash to Capital			85	15				100

NET OPERATING IMPACT ($000's)	2022	2023	2024	2025	2026	2027
Operating costs						
Debt and finance charges						
Transfer to General Capital Fund			100			
Total Direct Costs	-	-	100	-	-	-
Less: Incremental Revenue/Recovery						
Net Cost/(Benefit)	-	-	100	-	-	-
Incremental Full Time Equivalent Positions	-	-	-	-	-	-

Class Estimate: 5

Initiation of a study to develop an update to the City of Winnipeg Motor Vehicle Noise Policies and Guidelines (1984). The Study shall make recommendations to provide definition and clarity, develop material & construction standard details of noise attenuation barriers, update noise modelling requirements, and define existing noise collection & analysis requirements.

Project Name: **Inner-Ring Road - Functional Design**

Standing Policy Committee: Infrastructure Renewal and Public Works

Department: Public Works
Project: 1803000124

Service: Roadway Construction and Maintenance
OurWinnipeg: City Building

AUTHORIZATION	Previous Budgets	2022 Estimate	FORECAST 2023	2024	2025	2026	2027	Five-Year Forecast Total	Six-Year Total
Project Costs ($000's)	-	-	-	375	375	-	-	750	750
Financed by:									
Cash to Capital				75	75			150	150
Canada Community-Building Fund				300	300			600	600

CASH FLOW	2022	2023	2024	2025	2026	2027	Beyond 2027	Total
Project Costs ($000's)	-	-	319	375	56	-	-	750
Financed by:								
Cash to Capital			64	75	11			150
Canada Community-Building Fund			255	300	45			600

NET OPERATING IMPACT ($000's)	2022	2023	2024	2025	2026	2027
Operating costs						
Debt and finance charges						
Transfer to General Capital Fund			75	75		
Total Direct Costs	-	-	75	75	-	-
Less: Incremental Revenue/Recovery						
Net Cost/(Benefit)	-	-	75	75	-	-
Incremental Full Time Equivalent Positions	-	-	-	-	-	-

Class Estimate: 5

Commencement of a functional design study in 2024 to identify the requirements to achieve a limited access, high level of mobility Inner-Ring Road system utilizing roads within the Strategic Road Network, as identified in the Transportation Master Plan.

Project Name: **Salt and Sand Storage Shed**

Standing Policy Committee: Infrastructure Renewal and Public Works

Department: Public Works
Project: 1803000124

Service: Roadway Snow Removal and Ice Control
OurWinnipeg: Good Health and Well-Being

AUTHORIZATION	Previous Budgets	2022 Estimate	FORECAST 2023	2024	2025	2026	2027	Five-Year Forecast Total	Six-Year Total
Project Costs ($000's)	-	-	-	478	-	-	-	478	478
Financed by:									
Cash to Capital				92				92	92
Canada Community-Building Fund				386				386	386

CASH FLOW	2022	2023	2024	2025	2026	2027	Beyond 2027	Total
Project Costs ($000's)	-	-	406	72	-	-	-	478
Financed by:								
Cash to Capital			78	14				92
Canada Community-Building Fund			328	58				386

NET OPERATING IMPACT ($000's)	2022	2023	2024	2025	2026	2027
Operating costs						
Debt and finance charges						
Transfer to General Capital Fund			92			
Total Direct Costs	-	-	92	-	-	-
Less: Incremental Revenue/Recovery			7	1		
Net Cost/(Benefit)	-	-	85	(1)	-	-
Incremental Full Time Equivalent Positions	-	-	-	-	-	-

Class Estimate: 5

Rehabilitation of the Salt and Sand Storage Facility at 1220 Pacific Ave. The work consists of replacing the dome canvas, corrosion treatment of truss members, surface restoration of concrete walls, and sealing of gaps in between the concrete wall and floor.

The work would maintain the City's compliance with applicable federal and provincial legislation regarding the storage and use of snow and ice control products.

Project Name: **Regional and Local Street Renewal**

Standing Policy Committee: Infrastructure Renewal and Public Works

Department: Public Works
Project: 1804000122

Service: Roadway Construction and Maintenance
OurWinnipeg: Leadership and Good Governance

AUTHORIZATION	Previous Budgets	2022 Estimate	FORECAST 2023	2024	2025	2026	2027	Five-Year Forecast Total	Six-Year Total
Project Costs ($000's)	N/A *	164,689	136,880	120,974	143,638	147,313	159,378	708,183	872,872
Financed by:									
Local Street Renewal Reserve		45,157	62,457	73,857	85,757	98,257	110,840	431,168	476,325
Regional Street Renewal Reserve		39,376	49,538	46,917	53,638	48,856	48,338	247,287	286,663
Canada Community-Building Fund		24,462	1,885		4,043			5,928	30,390
Federal New Building Canada Fund (Accelerated Regional)		24,000	13,000					13,000	37,000
Province of Manitoba Accelerated Regional Roads		29,100	9,800					9,800	38,900
Funding from Other Municipalities		2,209							2,209
Future Services Account		200	200	200	200	200	200	1,000	1,200
Prior Years Surplus		185						-	185

CASH FLOW	2022	2023	2024	2025	2026	2027	Beyond 2027	Total
Project Costs ($000's)	139,986	141,052	123,360	140,238	146,761	157,569	23,906	872,872
Financed by:								
Local Street Renewal Reserve	38,383	59,862	72,147	83,972	96,382	108,953	16,626	476,325
Regional Street Renewal Reserve	33,470	48,014	47,310	52,630	49,573	48,416	7,250	286,663
Canada Community-Building Fund	20,793	5,272	283	3,436	606			30,390
Federal New Building Canada Fund (Accelerated Regional)	20,400	14,650	1,950					37,000
Province of Manitoba Accelerated Regional Roads	24,735	12,695	1,470					38,900
Funding from Other Municipalities	1,878	331						2,209
Future Services Account	170	200	200	200	200	200	30	1,200
Prior Years Surplus	157	28						185

NET OPERATING IMPACT ($000's)	2022	2023	2024	2025	2026	2027
Operating costs						
Debt and finance charges						
Transfer to General Capital Fund						
Total Direct Costs	-	-	-	-	-	-
Less: Incremental Revenue/Recovery	1,681	2,369	2,593	2,936	3,123	3,351
Net Cost/(Benefit)	(1,681)	(2,369)	(2,593)	(2,936)	(3,123)	(3,351)
Incremental Full Time Equivalent Positions	-	-	-	-	-	-

Class Estimate: Not applicable, as this is a scalable program

Projects in 2022 will not proceed to construction until a class 3 estimate is obtained.

Any surplus funds resulting from Active Transportation projects or components of a road that had included Active Transportation must be brought forward for approval through the budget process.

Any surplus funds will automatically be transferred to the following year's Regional and Local Street Renewal Program Budget.

Funding includes $185,000 rebudgeted from the 2017 adopted capital program - see Appendix 4.

Regional and Local Street Renewal (continued):

* N/A - No amounts have been included in the "Previous Budgets" due to this project's on-going nature.

Regional Street Renewal Program

The Regional Street Renewal program includes the renewal and reconstruction of the City's regional streets, sidewalks and recreational walkways/paths, as well as incorporating pedestrian and cycling facilities on regional street renewal projects where identified in the Winnipeg Pedestrian and Cycling Strategies. The program also funds the condition rating of regional streets. The purpose of this program is to maintain the level of service, structural integrity, and rideability of the transportation infrastructure network.

On May 14, 2008, Council concurred in the recommendation that a policy be adopted to incorporate Active Transportation facilities into any reconstruction or rehabilitation required on any infrastructure identified as an Active Transportation facility in the Proposed Active Transportation Network. On July 15, 2015, Council adopted the Pedestrian and Cycling Strategies as the long range pedestrian and cycling transportation policy for the City of Winnipeg. Depending on the proposed street renewal treatment and the planning and priority status of the proposed pedestrian and / or cycling facility, the Regional Street Renewal program may implement the intention of the Winnipeg Pedestrian and Cycling Strategies.

All Regional Street Renewal projects have a warranty period after substantial completion and/or in-service date for which costs may be incurred by the City. The Director of Public Works is authorized to establish projects to a maximum of $100,000 each to charge costs associated with warranty work should the related Regional Streets project be closed. The capital budget for the new project will be allocated from other surpluses within the program.

Any new projects using surplus funds in the 2022 Regional Street Renewal Program shall be approved by the Standing Policy Committee on Infrastructure Renewal and Public Works.

A Regional Street Renewal Reserve (RSRR) was established in 2014 to increase investment in regional streets. On March 20, 2019, Council approved a change to the RRSR to include repair, renewal, and replacement of bridges. A separate 1% property tax increase planned until 2022 and 0.3% thereafter, will continually fund this reserve each year to ensure a dedicated funding stream for regional streets.

Use of the Regional Street Renewal Reserve for purposes other than regional street, sidewalk or bridge renewals requires approval of 2/3 of City Council.

On March 22, 2018, the City received approval in principle from the Province and on September 4, 2018, received approval in principle from the Federal Government indicating the federal and provincial contributions towards the Accelerated Regional Renewals Application will be in the order of $100 million from each over 5 years (2019 to 2023).

On March 29, 2019, the City of Winnipeg and the Province of Manitoba executed the “Accelerated Regional Street Renewal Contribution Agreement”, and on September 23, 2019, the City of Winnipeg and Canada executed the “Agreement for the City of Winnipeg Accelerated Regional Street Renewal Project”. These agreements commit all parties to the funding arrangements as indicated in the Accelerated Regional Streets Renewal Program section of the Regional and Local Streets Program herein.

On December 16, 2020, Council authorized first charges in the amount of $70.5 million on 2022 accelerated streets in 2021 or prior to the adoption of the 2022 capital budget to facilitate timely delivery of the projects. Refer to attachment 1 of the 2021 Budget Volume 2 - Council Recommendations for specific locations.

On December 16, 2020, Council authorized first charges in the amount of $10.15 million on 2022 non-accelerated streets in 2021 or prior to the adoption of the 2022 capital budget to facilitate timely delivery of the projects. Refer to attachment 1 of the 2021 Budget Volume 2 - Council Recommendations for specific locations.

With the adoption of the 2022 Capital Budget, Council authorizes first charges in the amount of $37.4 million on 2023 accelerated streets in 2022 or prior to the adoption of the 2023 capital budget to facilitate timely delivery of all 2023 accelerated regional street projects.

With the adoption of the 2022 Capital Budget, Council authorizes first charges in the amount of $31.6 million on 2023 non-accelerated streets in 2022 or prior to the adoption of the 2023 capital budget to facilitate timely delivery of the projects. Refer to Attachment 1 of the 2022 Budget Volume 2 - Council Recommendations for specific locations.

With the adoption of the 2022 Capital Budget, Council authorizes a one-time reallocation of the 1% property tax increase toward operating. This reduction in funding from the reserve was replaced with one-time funding from the Canada Community-Building Fund.

Regional and Local Street Renewal (continued):

Local Street Renewal Program

Local Streets are all non-regional streets including residential streets, collector streets, industrial streets, and park streets. The Local Street Renewal program includes the renewal and reconstruction of the City's local streets, sidewalks, and alleys, as well as constructing new sidewalks on local street renewal projects where identified in the Winnipeg Pedestrian and Cycling Strategies or where the terms for New Non-Regional Sidewalks under the Pedestrian and Cycling Program are met. The program also funds the condition rating of streets, sidewalks, alleys and recreation walkways/paths. The purpose of this program is to maintain the level of service, structural integrity, and rideability of the transportation infrastructure network.

On May 14, 2008, Council concurred in the recommendation that a policy be adopted to incorporate Active Transportation facilities into any reconstruction or rehabilitation required on any infrastructure identified as an Active Transportation facility in the Proposed Active Transportation Network. On July 15, 2015, Council adopted the Pedestrian and Cycling Strategies as the long range pedestrian and cycling transportation policy for the City of Winnipeg. Depending on the proposed street renewal treatment and the planning and priority status of the proposed sidewalk, the Local Street Renewal program may include new sidewalks where identified in the Winnipeg Pedestrian and Cycling Strategies or where the terms for New Non-Regional Sidewalks under the Pedestrian and Cycling Program are met.

On November 20, 2013, Council amended the Local Improvement process by creating a pilot program for six years (2014-2019) whereby the City of Winnipeg will finance asphalt paving of granular lanes as local improvements to the maximum of 50% of the cost of the improvement; and approved that the $1 million Granular Lane Fund be used as a funding source for the City's share of the amended Local Improvement Program. On July 19th, 2018, the City of Winnipeg City Council approved a six year extension to this program (2020-2024). The approval of the 2022 Budget will extend the program to 2027. The Granular Lane Improvement Program's annual $1.35 million includes $350,000 per year that is dedicated to the lane pulvimixing program.

On July 9, 2019, the City received notification from the Province of Manitoba of a one-time top-up transfer of $44.09 million in Federal Gas Tax (Canada Community-Building Fund) funds. $22.5 million will be allocated to 2019 projects, as approved by Council April 25, 2019. $20 million will be allocated to Local Street Renewals in 2020 and $1.59 million will be allocated to the Pedestrian and Cycling Program in 2020. During the 2020 budget process federal gas tax (Canada Community-Building Fund) funding was replaced with external debt to allow for reallocation to other capital projects. The City will borrow $20.0 million in 2020 to offset this reallocation and the Local Street Renewal Reserve will pay principal and interest charges on this new debt. 2020 debt payments are estimated at $700,000 and 2021 - 2025 are estimated at $1.120 million each year thereafter.

All Local Street Renewal projects have a warranty period after substantial completion and/or in-service date for which costs may be incurred by the City. The Director of Public Works is authorized to establish projects to a maximum of $100,000 each to charge costs associated with warranty work should the related Local Streets project be closed. The capital budget for the new project will be allocated from other surpluses within the program.

Any new projects using surplus funds in the 2022 Local Street Renewal Program shall be approved by the Standing Policy Committee on Infrastructure Renewal and Public Works.

Use of the Local Street Renewal Reserve for purposes other than local streets, alleys, sidewalk or bridge renewals requires approval of 2/3 of City Council.

On December 16, 2020, Council authorized first charges in the amount of $7.5 million on 2022 local street renewal projects in 2021 or prior to the adoption of the 2022 capital budget to facilitate timely delivery of the projects.

With the adoption of the 2022 Capital Budget, Council authorizes first charges in the amount of $7.5 million on 2023 local street renewal projects in 2022 or prior to the adoption of the 2023 capital budget to facilitate timely delivery of the projects.

A Local Street Renewal Reserve (LSRR) was established in 2013 to increase investment in local streets, lanes and sidewalks. On March 20, 2019, Council approved a change to the LSRR to include the repair, renewal, and replacement of bridges. A separate 1% property tax increase planned until 2022 and 1.7% thereafter, will continually fund this reserve each year to ensure a dedicated funding stream for local streets.

With the adoption of the 2022 Capital Budget, Council authorizes a one-time reallocation of the 1% property tax increase toward operating. This reduction in funding from the reserve was replaced with one-time funding from the Canada Community-Building Fund.

As per recommendations B.1 and B.2 of the Road Construction Working Group Report, approved by Council on September 26, 2019, specific local streets are included in the program details. See next pages for program details.

Regional and Local Street Renewal (continued):

REGIONAL STREET RENEWAL PROGRAM Authorization ($000's)	2022	2023	2024	2025	2026	2027	Six-Year Total
ACCELERATED REGIONAL STREET RENEWAL (NBCF APPLICATION):							
Funding							
- Federal New Building Canada Fund (NBCF)	24,000	13,000					37,000
- Province of Manitoba Accelerated Regional Roads	29,100	9,800					38,900
- Regional Street Renewal Reserve	24,000	13,000					37,000
- Regional Street Renewal Reserve Ineligibles	3,300	1,600					4,900
Sub-total Accelerated Regional Streets Renewal	**80,400**	**37,400**	**-**	**-**	**-**	**-**	**117,800**
Regional Reconstruction & Major Rehabilitation Works:							
Downtown Streets:	7,650	10,070					17,720
Broadway - Osborne to Main Donald - St Mary to Gertrude Hargrave NB - Broadway to York Smith NB - Notre Dame to Midtown Bridge							
Leila Ave - McPhillips to McGregor	6,200						6,200
Archibald Street:	4,650						4,650
Archibald St - St Catherine to Cottonwood Archibald St - Plinguet to Doucet							
Munroe Ave. / Johnson Ave. West:	4,900	4,000					8,900
Munroe Ave - Raleigh to Henderson Johnson Ave W - Levis St to Henderson Hwy							
Stafford St. / Taylor Ave. / Corydon Ave.:	7,300	7,200					14,500
Stafford St - Corydon to Pembina Taylor Ave - Wilton to Pembina Corydon Ave - Cambridge to Stafford							
Erin St. / Wall St.:	9,700	2,430					12,130
Erin St - Notre Dame to Wolever Wall St - St Matthews to Notre Dame							
Selkirk Ave - Arlington to McPhillips	3,580						3,580
Pembina Hwy - McGillivray to Chevrier	8,600						8,600
Keewatin St NB - Inkster to Adsum	1,800						1,800
Pioneer Ave - Westbrook to Main	1,700						1,700
William Stephenson Way - Main to Westbrook	820						820
Stradbrook Ave - Wellington Cr to Osborne	800						800
Sturgeon Rd - Ness Ave to Hallonquist	1,900						1,900
Colony St./St. Mary Ave.:	2,700						2,700
Colony St - Portage to St Mary St Mary Ave - Memorial to Portage							
Nairn Ave - Stadacona to Watt	5,400						5,400
William Ave - Arlington St to McPhillips St	3,300						3,300
Jubilee Ave - Osborne to Pembina	4,900	4,000					8,900
Mountain Ave - Arlington to McPhillips	4,500	5,000					9,500
McGregor St - Seven Oaks to McAdam		2,250					2,250
McGregor St - Church to Mountain		2,450					2,450
Total Accelerated Regional Street Renewal Program	**80,400**	**37,400**	**-**	**-**	**-**	**-**	**117,800**

Regional and Local Street Renewal (continued):

REGIONAL STREET RENEWAL PROGRAM Authorization ($000's)	2022	2023	2024	2025	2026	2027	Six-Year Total
NON-ACCELERATED REGIONAL STREET RENEWAL:							
Funding							
- Regional Street Renewal Reserve	12,076	34,938	46,917	53,638	48,856	48,338	244,763
- Canada Community-Building Fund	6,300						6,300
- Prior Years Surplus	185						185
- Funding from Other Municipalities	2,209						2,209
Total Non-accelerated Regional Street Renewal	**20,770**	**34,938**	**46,917**	**53,638**	**48,856**	**48,338**	**253,457**
Regional Street Renewals:							
Redwood Av - Main St to Salter St	2,850						2,850
University Cr - Pembina to Chancellor Matheson	5,900						5,900
Grant Ave - Montrose to 1863 Grant *	3,400	2,800					6,200
River Av - Osborne St to Wellington Cr Wellington Cr - River Av to Stradbrook St	1,400						1,400
Salter St - Inkster to Jefferson *	500	5,100					5,600
Logan Ave - Disraeli Fr to Main *	200	2,100					2,300
Selkirk Ave - Main to Salter *	550	5,500					6,050
Dakota St - St Mary's to Bishop Grandin *	300	1,900					2,200
Des Meurons St - Goulet to Marion / Goulet WB - Youville to Braemar *	200	2,300					2,500
Lagimodiere Blvd NB - Fermor to Cottonwood *	250	2,250					2,500
Sargent Ave - Edmonton to Furby Edmonton St - Cumberland to Ellice *	200	2,850					3,050
McPhillips St SB - Machray to Mountain *	100	1,100					1,200
Empress St - St Matthews to Saskatchewan (Preliminary Design)		400					400
Inkster Blvd - Sheppard St to Main St *		1,300	5,850	6,350			13,500
Bishop Grandin Blvd - St. Anne's Rd to River Rd *		850	3,950	4,050			8,850
Grant Av EB - Stafford St to Rockwood St Grant Av WB - Stafford St to Harrow St *		150	1,450				1,600
Downtown Streets: *		1,600	8,100	8,250	8,600		26,550
Carlton St							
Notre Dame Av to Ellice Av							
Portage Av to St. Mary Av							
York Av to Broadway							
Edmonton St - Broadway to Portage Av							
Hargrave St							
Notre Dame Av to Ellice Av							
St. Mary Av to Graham Av							
Kennedy St							
Cumberland Av to Ellice Av							
Portage Av to Broadway							
St. Mary Av - Edmonton St to Memorial Blvd							
York Av - Memorial Blvd to Edmonton St							
McGregor St - Church Av to McAdam Av McGregor St - Seven Oaks Av to Leila Av Partridge Av - McGregor St to Main St *		400	8,700	9,000			18,100
Taylor Av EB - Renfrew St to Borebank St Taylor Av WB - Borebank St to Centennial St *		350	3,300				3,650

Regional and Local Street Renewal (continued):

REGIONAL STREET RENEWAL PROGRAM Authorization ($000's)	2022	2023	2024	2025	2026	2027	Six-Year Total
Dugald Rd - Plessis Rd to 390 m east of Ravenhurst							
Plessis Rd - #984 Plessis to Fermor Av *		1,050	5,550	9,300			15,900
St. Vital Bridge Renewal Roadworks			5,700				5,700
Wellington Av - Empress St to Berry St Sargent Av - Empress St to Erin St Ellice Av - Erin St to Empress St			600	3,200	3,300		7,100
Wilkes Av - Harstone Rd to PTH 100			250	2,700			2,950
St. Anne's Rd - St. Mary's Rd to Fermor Av			500	4,800			5,300
St. Mary's Rd - Fermor Av to Dakota St				450	3,900		4,350
Pembina Hwy SB - La Salle River to Perrault Av				700	5,650		6,350
Corydon Av - Shaftesbury Blvd to Kenaston Blvd				450	4,250		4,700
Portage Av WB - Sturgeon Rd to Cavalier Dr Portage Av EB - David St to Westwood Dr Portage Av EB - Banting Dr to Sturgeon Creek				600	5,400		6,000
Dufferin Av - Powers St to McGregor St McGregor St - Dufferin Av to Selkirk Av				700	6,250		6,950
Lagimodiere Blvd/Concordia Ave Bridge Renewal Roadworks					4,450		4,450
2027 Engineering					4,500		4,500
Regional Accessibility Improvements:							
Regional Sidewalk and Curb Renewals	500	500	500	500	500	500	3,000
Regional Paving of Granular Shoulders	132	250	250	250	250	250	1,382
Detectable Warning Surface Tiles - Regional Streets	100	100	100	100	100	100	600
Downtown Streets:							
Sidewalk, Curb, and Street Renewals	700	1,100	800				2,600
Portage Place Revitalization Project		400	700	1,500	1,500	1,500	5,600
Regional Provisional Maintenance:							
Kenaston Blvd - Ness to Taylor	100	100	100	100	100	100	600
Regional Street Renewals - Annual Program - Various locations to be identified.	700	388	417	538	6	45,788	47,837
Active Transportation Infrastructure	2,388						2,388
New Pavement Management System	300	100	100	100	100	100	800
Total Non-accelerated Regional Street Renewal Program	**20,770**	**34,938**	**46,917**	**53,638**	**48,856**	**48,338**	**253,457**
Total Accelerated and Non-accelerated Regional Street Renewal Program	**101,170**	**72,338**	**46,917**	**53,638**	**48,856**	**48,338**	**371,257**

* Request for first charges in 2022 or prior to the adoption of the 2023 Capital Budget

Regional and Local Street Renewal (continued):

LOCAL STREET RENEWAL PROGRAM Authorization ($000's)	2022	2023	2024	2025	2026	2027	Six-Year Total
Funding							
- Local Street Renewal Reserve	45,157	62,457	73,857	85,757	98,257	110,840	476,325
- Canada Community-Building Fund	18,162	1,885		4,043			24,090
- Future Services Account	200	200	200	200	200	200	1,200
Total Local Street Renewal Program	**63,519**	**64,542**	**74,057**	**90,000**	**98,457**	**111,040**	**501,615**
Industrial Streets:							
Berry St - St Matthews Av to Silver Av	*						-
Berry St - Ellice Av to St Matthews Av	*						-
Saskatchewan Av - St James St to Border St	*						-
Saskatchewan Av - King Edward St to Century St	*						-
Murray Park Rd - Cree Cr to Sturgeon Rd	*						-
Murray Park Rd - Saulteaux Cr to Cree Cr	*						-
Murray Park Rd - Cree Cr to Saulteaux Cr	*						-
Milt Stegall Dr - Sargent Av to Yukon Av	*						-
Dundas St - Sargent Av to Yukon Av	*						-
Midland St - Notre Dame Av to Saskatchewan Av	*						-
Saskatchewan Av - Midland St to Empress St	*						-
Saskatchewan Av - Sherwin Rd to King Edward St	*						-
Yukon Av - Milt Stegal Dr to Empress St	*						-
Yukon Av - St James St to Milt Stegall Dr	*						-
Panet Rd - Nairn Av to CPR Tracks		*					-
Springfield Rd - Cox Bv to Lagimodiere Bv		*					-
Alexander Av - Martha St to Lily St		*					-
McDermot Av - Myrtle St to McPhillips St		*					-
Heaton Av - Waterfront Dr to Argyle St		*					-
Argyle St - George Av to Disraeli Fr		*					-
Galt Av - Lily St to Duncan St		*					-
MacDonald Av - Waterfront Dr to Gomez St		*					-
Dagmar St - William Av to Bannatyne Av		*					-
Dagmar St - Bannatyne Av to McDermot Av		*					-
Bentall St - Mountain Av to Redwood Av		*					-
Wyatt Rd - Filkow By to Inkster Bv		*					-
Wyatt Rd - Mandalay Dr to Filkow By		*					-
Pacific Av - McPhillips St to Xante St		*					-
Pacific Av - Xante St to Arlington St		*					-
Bunting St - Inkster Bv to Church Av		*					-
Panet Rd - 45 Panet Rd to Marion St		*					-
Panet Rd - Dugald Rd to 45 Panet Rd		*					-
Dugald Rd - Panet Rd to Dawson Rd N		*					-
Mazenod Rd - Dugald Rd to De Baets St		*					-
Mazenod Rd - De Baets St to Dugald Rd		*					-
Beghin Av - De Baets St to Paquin Rd		*					-
Dudley Av - Daly St N to Pembina Hw			*				-
Daly St N - Pembina Hwy to Lorette Av			*				-
Lorette Av - Daly St N to Pembina Hw			*				-

Regional and Local Street Renewal (continued):

LOCAL STREET RENEWAL PROGRAM Authorization ($000's)	2022	2023	2024	2025	2026	2027	Six-Year Total
Dudley Av - End to Daly St N			*				-
Harrow St - Harrow St E to Sparling Av			*				-
Sparling Av - Harrow St to End			*				-
Adamar Rd - Pembina Hw to End			*				-
Irene St - Clarence Av to Waller Av			*				-
Irene St - Waller Av to Sony Pl			*				-
Brady Rd - PTH 100 to Brady Road Landfill Access			*				-
Sanford St - Wellington Av to Sargent Av			*				-
Golspie St - Watt St to Munroe Av			*				-
Panet Rd - Talbot Av to Nairn Av			*				-
Panet Rd - N End to Talbot Av			*				-
Aikins St - Jarvis Av to Sutherland Av				*			-
Robinson St - Jarvis Av to Sutherland Av				*			-
Charles St - Jarvis Av to Sutherland Av				*			-
Langside St - Notre Dame Av to Cumberland Av				*			-
Quappelle Av - Kennedy St to Balmoral St				*			-
Owena St - Henry Av to Logan Av				*			-
Sherman St - Henry Av to Logan Av				*			-
Tecumseh St - Henry Av to Logan Av				*			-
Rupert Av - Main St to Martha St				*			-
Brookside Bv - Logan Av to Notre Dame Av				*			-
Brookside Bv - Logan Av to Omand's Creek Bv				*			-
Bangor Av - Notre Dame Av to St. James St				*			-
Orange St - Bangor Av to Dublin Av				*			-
Engineering Services for 2023 Projects	*						-
Engineering Services for 2024 Projects		*					-
Engineering Services for 2025 Projects			*				-
Engineering Services for 2026 Projects				*			-
Sub-total Industrial Street Renewals & Various locations to be identified	14,664	15,890	7,543	10,031	9,500	9,500	67,128

Regional and Local Street Renewal (continued):

LOCAL STREET RENEWAL PROGRAM Authorization ($000's)	2022	2023	2024	2025	2026	2027	Six-Year Total
Parks Streets							-
Assiniboine Park	*						
Zoo Dr - Assiniboine Park Dr to East Zoo Access							
Zoo Cr - Conservatory Dr to West Zoo Access							
Cricket Dr - Pavilion Cr to Zoo Cr							
Pavilion Cr - Assiniboine Park Dr to Zoo Dr							
Conservatory Dr - Conservatory Access to Roblin Bv							
Conservatory Dr - Roblin Bv to Conservatory Access							
Westview Park			*				-
Garbage Hill Rd - Wellington Av to End							
King's Park			*				-
King's Park Dr - King's Dr to End							
Kilcona Park Roads			*				-
St. Vital Park			*				-
Centre Dr - Lake Rd to Perimeter Rd							
River Dr - Perimeter Rd to Perimeter Rd							
Perimeter Rd - River Rd to River Dr							
Engineering Services for 2024 Projects		*					-
Engineering Services for 2026 Projects				*			-
Sub-total Parks Street Renewals & Various locations to be identified	2,340	210	1,525	150	1,200	-	5,425
Residential Streets:							
Ascot By - Laxdal Rd to Laxdal Rd	*						-
Jewett By - Sinnott St to Sinnott St	*						-
Palmerston Av - Lenore St to Arlington St	*						-
Palmerston Av - Arlington St to Ethelbert St	*						-
Canora St - Preston Av to Westminster Av	*						-
Downing St - Ellice Av to Armoury Av	*						-
Telfer St N - St Matthews Av to Ellice Av	*						-
Grundy Av - Ingersoll St to Garfield St N	*						-
Keenleyside St - Talbot Av to Nairn Av	*						-
Keenleyside St - Beach Av to Talbot Av	*						-
Menno By - Antrim Rd to Antrim Rd	*						-
McCalman Av - Kent Rd to Chester St	*						-
Flett Av - Reay Cr to Antrim Rd	*						-
Simpson Av - Moncton Av to Louelda St	*						-
Oakenwald Av - Wicklow St to Point Rd	*						-
Waterford Av - Pembina Hw to Lyon St	*						-
Roslyn Rd - Osborne St to Roslyn Cr	*						-
Gerard St - River Av to End	*						-
Wardlaw Av - Scott St to Donald St	*						-
Wardlaw Av - Scott St to Osborne St	*						-
Church Av - Sinclair St to Arlington St	*						-
Lansdowne Av - Main St to Salter St	*						-

Regional and Local Street Renewal (continued):

LOCAL STREET RENEWAL PROGRAM Authorization ($000's)	2022	2023	2024	2025	2026	2027	Six-Year Total
Semple Av - Main St to Salter St	*						-
Rupertsland Bv - Jones St to Main St	*						-
Rupertsland Bv - Main St to Jones St	*						-
Perth Av - Main St to Jones St	*						-
Perth Av - Jones St to Scotia St	*						-
Countryside Wy - Norris Rd to End	*						-
Mattinee By - Donwood Dr to Donwood Dr	*						-
Forest Park Dr - Sinclair St to Airlies St	*						-
Manitoba Av - Chudley St to Keewatin St	*						-
Buller St - Gilbert Av to Manitoba Av	*						-
Pacific Av - Sherbrook St to Tecumseh St	*						-
Tecumseh St - Alexander Av to Pacific Av	*						-
Brock St - Corydon Av to Grosvenor Av	*						-
Campbell St - Mathers Av to End	*						-
Renfrew St - Grant Av to Taylor Av	*						-
Carpathia Rd - 469 Carpathia Rd to Kenaston Bv	*						-
Carpathia Rd - Corydon Av to 469 Carpathia Rd	*						-
Biscayne By - McGillivray Pl to McGillivray Pl	*						-
Youville St - Marion St to Eugenie St	*						-
Dubuc St - Enfield Cr to Des Meurons St	*						-
Lawndale Av - Lyndale Dr to Highfield St	*						-
Parkview St - Portage Av to Assiniboine Av	*						-
Berry St - Silver Av to Ness Av	*						-
Berry St - Ness Av to Portage Av	*						-
De Leglise Av - Campeau St to Pembina Hw	*						-
La Grave St - Lemay Av to Lord Av	*						-
Briar Cliff By - Killarney Av to Killarney Av	*						-
Moore Av - Pulberry St to Dunkirk Dr	*						-
Moore Av - River Rd to Flynn St	*						-
Moore Av - Flynn St to Pulberry St	*						-
Moore Av - Dunkirk Dr to St Marys Rd	*						-
Victoria Av E - Roanoke St to Leola St	*						-
Harvard Av E - Roanoke St to Leola St	*						-
Winona St - Kildare Av W to Regent Av W	*						-
Widlake St - Kildare Av E to Victoria Av E	*						-
Chancellor Dr - Augusta Dr to Quincy By	*						-
Lakeshore Rd - Chancellor Dr to Chancellor Dr	*						-
Lakeshore Rd - 27 to 51	*						-
Carlyle By SB - Westwood Dr to Westwood Dr		*					-
Holdsworth Av - Glastonbury Bv to Aldershot Bv		*					-
Sinnott St - Barker Bv to Barker Bv		*					-
Exmouth Bv - Aldershot Bv to Holdsworth Av		*					-
McMicken St - Cumberland Av to Sargent Av		*					-
Sprague St - Portage Av to Wolseley Av		*					-
Langside St - Cumberland Av to Sargent Av		*					-

Regional and Local Street Renewal (continued):

LOCAL STREET RENEWAL PROGRAM Authorization ($000's)	2022	2023	2024	2025	2026	2027	Six-Year Total
Bronx Av - Roch St to Brazier St		*					-
Helmsdale Av - Brazier St to Henderson Hw		*					-
Bronx Av - Brazier St to Henderson Hw		*					-
Linden Av - Brazier St to Henderson Hw		*					-
Oakview Av - Brazier St to Henderson Hw		*					-
Linden Av - Roch St to Brazier St		*					-
Hazel Dell Av - Brazier St to Henderson Hw		*					-
Baltimore Rd - Casey St to Hay St		*					-
Wildwood H Pk EB - South Dr to South Dr		*					-
Baltimore Rd - Fisher St to Casey St		*					-
Warsaw Av - Cockburn St N to Lilac St		*					-
Warsaw Av - Hugo St N to Cockburn St N		*					-
Wildwood G Pk - South Dr to Wildwood St		*					-
Assiniboine Av - Navy Wy to Hargrave St		*					-
Clare Av - Eccles St to Fisher St		*					-
Clare Av - Fisher St to Casey St		*					-
Fisher St - Morley Av to Oakwood Av		*					-
Fisher St - Arnold Av to Morley Av		*					-
Fisher St - Montgomery Av to Churchill Dr		*					-
Oakwood Av - Eccles St to Darling St		*					-
Hartford Av - McGregor St to Salter St		*					-
Hartford Av - Main St to Salter St		*					-
Burrows Av EB - Aikins St to Charles St		*					-
Pritchard Av - Main St to Charles St		*					-
Machray Av - Salter St to Powers St		*					-
Powers St - Cathedral Av to Machray Av		*					-
College Av - Salter St to McGregor St		*					-
Raleigh St - Glenway Av to Gilmore Av		*					-
Hartford Av - Sinclair St to Montcalm Cr		*					-
Hartford Av - CPR Winnipeg Beach to Montcalm Cr		*					-
Benbow Rd - Egesz St to Burrows Av		*					-
Gaynor Pl - Alwood Cr to End		*					-
Alwood Cr - Egesz St to Egesz St		*					-
Channing St - Wendon By to Burrows Av		*					-
Charter Dr - Benbow Rd to Egesz St		*					-
Groverdale Av - Burdick Pl to Garden Grove Dr		*					-
Garden Grove Dr - Fairgrove By to Fairgrove By		*					-
Beaumont St - Parker Av to Windermere Av		*					-
Scotland Av - Harrow St to Wilton St		*					-
Scotland Av - Harrow St to Stafford St		*					-
Beaumont St - Waterford By (S leg) to McGillivray Bv		*					-
Montrose St - Grant Av to Mathers Av		*					-
Renfrew St - John Brebeuf Pl to Grant Av		*					-
Manahan Av - Pembina Hw to Hudson St		*					-
Gatineau By - Crestwood Cr to Crestwood Cr		*					-

Regional and Local Street Renewal (continued):

LOCAL STREET RENEWAL PROGRAM Authorization ($000's)	2022	2023	2024	2025	2026	2027	Six-Year Total
Royal Salinger Rd - Niakwa Rd to Pebble Beach Rd		*					-
Radburn Pl - End to Beaverhill Bv		*					-
Seabrook Cv - Beaverhill Bv to End		*					-
Stillwater Rd - Brookhaven By to Willowlake Cr		*					-
Cherwell Rd - Beaverhill Bv to Bluewater Cr N leg		*					-
Agate By - Drake Bv to Drake Bv		*					-
Collegiate St - St Matthews Av to Silver Av		*					-
Fairlane Av - Isbister St to Buchanan Bv		*					-
Lumsden Av - Lake Ridge Rd to Cavalier Dr		*					-
De Leglise Av - St Pierre St to Campeau St		*					-
Regal Av - Des Meurons St to St Annes Rd		*					-
Woodford By - Meadowood Dr to Meadowood Dr		*					-
Fernwood Av - St Annes Rd to End		*					-
Morrow Av - St Annes Rd to End		*					-
West Fernwood Av - Bronstone Bv to St Marys Rd		*					-
West Fernwood Av - Bronstone Bv to Dunkirk Dr		*					-
Moberly Av - Sanford Fleming Rd to Cambie Rd		*					-
Moberly Av - Whiteway Rd to Sanford Fleming Rd		*					-
Shields St - Moberly Av to Sanford Fleming Rd		*					-
Peake Av - Robson St to Plessis Rd		*					-
Horetzky St - Sanford Fleming Rd to Meadow Gate Dr		*					-
Nugent Rd - Hatcher Rd to Rougeau Av		*					-
Hayes St - Whiteshell Av to McMeans Av W		*					-
Winona St - Larche Av W to McMeans Av W		*					-
Whiteshell Av - McMeans Av W to Winona St		*					-
Markham Rd - Chancellor Dr (E) to Forest Lake Dr		*					-
Chancellor Dr - Augusta Dr to Markham Rd		*					-
Chancellor Dr - Lakepointe Rd to Augusta Dr		*					-
Cadiz By - Malone St to Buckle Dr			*				-
Westgrove Wy - Dale Bv to Dale Bv			*				-
Eldridge Av - Elmhurst Rd to Haney St			*				-
Ghent Cv - Mayfield Cr to End			*				-
Yarwood Av - End to Garfield St N			*				-
Wellington Av - Banning St to Dominion St			*				-
Lipton St - Portage Av to Westminster Av			*				-
Lipton St - Westminster Av to Wolseley Av			*				-
Lipton St - Westminster Av to Palmerston Av			*				-
Snowdon Av - Treger By to Molson St			*				-
Kullman St - Kimberly Av to Snowdon Av			*				-
Rudolph By - Snowdon Av to Snowdon Av			*				-
Norilyn By - Antrim Rd to Antrim Rd			*				-
Green Valley By - Louelda St (N Leg) to Louelda St (S Leg)			*				-
Dearborn Av - Brazier St to Lacy St			*				-
Lacy St - Gordon Av to End			*				-
Gordon Av - Stadacona St to Brazier St			*				-

Regional and Local Street Renewal (continued):

LOCAL STREET RENEWAL PROGRAM Authorization ($000's)	2022	2023	2024	2025	2026	2027	Six-Year Total
Weatherdon Av - Arbuthnot St to Lilac St			*				-
Weatherdon Av - Lilac St to Stafford St			*				-
Nassau St S - McNaughton Av to Montague Av			*				-
Nassau St S - Jubilee Av to McNaughton Av			*				-
Montgomery Av - Fisher St to Casey St			*				-
Woodgrove St - Southwood Av to End			*				-
Wicklow St - Point Rd to North Dr			*				-
Wicklow St - North Dr to Waterford Av			*				-
Wicklow St - Waterford Av to Oakenwald Av			*				-
Wicklow St - Oakenwald Av to Dowker Av			*				-
Wicklow Pl - Dowker Av to End			*				-
Church Av - Charles St to Main St			*				-
Charles St - Machray Av to Church Av			*				-
Machray Av - Main St to Aikins St			*				-
Cochrane St - Inkster Bv to End			*				-
Cochrane St - Lansdowne Av to Inkster Bv			*				-
Lansdowne Av - Main St to St Cross St			*				-
McAdam Av EB - End to Scotia St			*				-
McAdam Av WB - Scotia St to End			*				-
Luxton Av - Scotia St to St Cross St			*				-
Luxton Av - Scotia St to End			*				-
Tranquility Cv - Gilmore Av to Summerfield Wy			*				-
Summerfield Wy - Gilmore Av to Gilmore Av			*				-
Fortier Av - Summerfield Wy to Pentland St			*				-
Carruthers Av - Airlies St to Sinclair St			*				-
Dahlia Av - Sinclair St to End			*				-
McAdam Av WB - Sinclair St to Arlington St			*				-
Hood Av - Scarfe St to Leahcrest Cr			*				-
Alexander Av - Sherbrook St to Isabel St			*				-
Gunnell St - Logan Av to Alexander Av			*				-
Furby St - William Av to Bannatyne Av			*				-
Furby St - McDermot Av to Notre Dame Av			*				-
Pritchard Av - Chudley St to Railway St			*				-
Lismore Av - King Edward St to Oddy St			*				-
Mount Auburn By - Garton Av to Garton Av			*				-
Brock St - Grant Av to Mathers Av			*				-
Brock St - Mathers Av to Taylor Av			*				-
Queenston By (W Leg) - Mathers Av to Brock St			*				-
Edderton Av - Derek St to Beaumont St			*				-
Rosemount Av - Derek St to Beaumont St			*				-
Rosemount Av - Wynne St to Derek St			*				-
Rosemount By - Beaumont St to End			*				-
Edderton By - Beaumont St to End			*				-
Bayshore Cv- Beaverhill Bv to End			*				-
Courtwood Pl - Beaverhill Bv to End			*				-

Regional and Local Street Renewal (continued):

LOCAL STREET RENEWAL PROGRAM Authorization ($000's)	2022	2023	2024	2025	2026	2027	Six-Year Total
Baywater Pl - Beaverhill Bv to Beaverhill Bv			*				-
Shamrock Dr (Frontage) - #98 to #70			*				-
Lilian Av - Marion Pl to Cromwell St			*				-
Cromwell St - St. Mary's Rd to Lyndale Dr			*				-
Dumoulin St - Thibault St to Langevin St			*				-
Notre Dame St - Thibault St to St Jean Baptiste St			*				-
Champlain St - Niverville Av to St Mary's Rd			*				-
Caton St - Des Meurons St to St Mary's Rd			*				-
Freemont By - Fairlane Av to Fairlane Av			*				-
Gerrond By - Cavalier Dr to Cavalier Dr			*				-
Normandy Dr - Lumsden Av to Hollingsworth Av			*				-
Gibraltar By - Normandy Dr to Normandy Dr			*				-
Delorme By - Grandmont Bv to Grandmont Bv			*				-
Dorge Dr - Gendreau Av to Le Maire St			*				-
Westbourne Cr - Paddington Rd to Burland Av			*				-
Turnbull Dr - Pembina Hw to S City Limit			*				-
Dunraven Av - St Mary's Rd to Overton St			*				-
Overton St - Harrowby Av - Blenheim Av			*				-
Blenheim Av - St Anne's Rd to Des Meurons St			*				-
Sadler Av - St Anne's Rd to End			*				-
Wabasha St - Regent Av E to Pandora Av E			*				-
Kanata St - Ravelston Av E to Regent Av E			*				-
Kanata St - Regent Av E to Pandora Av E			*				-
Kern Dr - Kanata St to Roanoke St			*				-
Roanoke St - Melrose Av E to Pandora Av E			*				-
Melrose Av E - Leola St to End			*				-
Howard Kendel Pl - McLellan Dr to End			*				-
McMahon Pl - McLellan Dr to End			*				-
Scurfield Bv - #405 to #437			*				-
Scurfield Bv - #424 to #460			*				-
Scurfield Bv - #464 to #516			*				-
Sandstone Pl - Scurfield Bv to End			*				-
Fleetwood Rd - #4 to #28			*				-
Augusta Dr - Chancellor Dr to Lakeside Dr			*				-
Providence Pl - Augusta Dr to End			*				-
Greensboro By - Chancellor Dr to Augusta Dr			*				-
Augusta Dr - Chancellor Dr to Greensboro Sq			*				-
Greensboro Sq - Greensboro By to End			*				-
Montclair By - Lakeshore Rd to Lakeshore Rd			*				-
Allard Av - St Charles St to Gagnon St				*			-
Allard Av - St Charles St to Buchanan Bv				*			-
Oxbow Bend Rd - Gagnon St to 200m W of Gagnon St				*			-
Oxbow Bend Rd - Gagnon St to St Charles St				*			-
Raquette St - Sansome Av to Browning Bv				*			-
Haultain Cr - Raquette St to Raquette St				*			-

Regional and Local Street Renewal (continued):

LOCAL STREET RENEWAL PROGRAM Authorization ($000's)	2022	2023	2024	2025	2026	2027	Six-Year Total
Poole Cr - Shelley St to End				*			-
Aldrich Av - Shelley St to Wordsworth Wy				*			-
Westlund Wy - Oakdale Dr to McDowell Dr				*			-
McDowell Dr - Westlund Wy to Oakdale Dr				*			-
Blossom By - McDowell Dr to McDowell Dr				*			-
Alenbrook By (N Leg) - End to Oakdale Dr				*			-
McGee St - Ellice Av to St Matthews Av				*			-
Burnell St - Ellice Av to St Matthews Av				*			-
Huntleigh St - Portage Av to St Matthews Av				*			-
McMicken St - Sargent Av to Ellice Av				*			-
Dunrobin Av - Roch St to Brazier St				*			-
Dunrobin Av - Brazier St to Henderson Hw				*			-
Hershey St - Kimberly Av to End				*			-
Allan St - Thames Av to Tweed Av				*			-
Allan St - Tweed Av to Talbot Av				*			-
Allan St - Talbot Av to Nairn Av				*			-
Riverton Av - Allan St to Stadacona St				*			-
Simpson Av -Louelda St to London St				*			-
Carter Av - Pembina Hw to Lilac St				*			-
Hector Av - Wentworth St to Stafford St				*			-
Hector Av - Lilac St to Wentworth St				*			-
East Gate - Blanchard Av to West Gate				*			-
West Gate - Blanchard Av to Middle Gate				*			-
Blanchard Av - West Gate to Middle Gate				*			-
Middle Gate - Cornish Av to East Gate				*			-
St Anthony Av - Parr St to McGregor St				*			-
St Anthony Av - Andrews St to McGregor St				*			-
Perth Av - Parr St to McGregor St				*			-
McKenzie St - Atlantic Av to Polson Av				*			-
McKenzie St - Atlantic Av to Cathedral Av				*			-
McKenzie St - Cathedral Av to Machray Av				*			-
Rover Av - Barber St to Hallet St				*			-
Rover Av - Angus St to Annabella St				*			-
Rover Av - Barber St to Disraeli St				*			-
Prince Edward St - Barber St to Rover Av				*			-
McFarlane St N - Rover Av to Sutherland Av				*			-
Beeston Dr - Seaforth Av to Seaforth Av				*			-
Seaforth Av - Aikins St to Main St				*			-
Kingsford Av - Rothesay St to Roch St				*			-
Corinne St - Mark Pearce Av to Oakland Av				*			-
De Vries Av - Ragsdill Rd to McIvor Av				*			-
De Vries Av - Bonner Av to Ragsdill Rd				*			-
Callum Cr - Donwood Dr to Donwood Dr				*			-
Dunits Dr - Jim Smith Dr to End				*			-
Dunits Dr - Dunits Dr to Springfield Rd				*			-

Regional and Local Street Renewal (continued):

LOCAL STREET RENEWAL PROGRAM Authorization ($000's)	2022	2023	2024	2025	2026	2027	Six-Year Total
Ambergate Dr (Frontage) - #4 to #36				*			-
Ambergate Dr (Frontage) - #3 to #63				*			-
Ambergate Dr (Frontage) - #44 to #76				*			-
Blechner Dr - Adsum Dr to Pipeline Rd				*			-
Marnie Pl - Jefferson Av to Blechner Dr				*			-
Whyte Av - Bury St to Quelch St				*			-
Whyte Av - Quelch St to Vine St				*			-
Bury St - Irysh Av to Whyte Av				*			-
Irysh Av - Bury St to Blake St				*			-
Radford St - Mountain Av to College Av				*			-
Battery St - Redwood Av to Aberdeen Av				*			-
Mountain Av - McPhillips St to Fife St				*			-
Beacon St - Logan Av to Alexander Av				*			-
Elgin Av - Sherbrook St to Isabel St				*			-
Kate St - Elgin Av to William Av				*			-
Beaverbrook St - Grant Av to Taylor Av				*			-
Lanark St (Bay) - #821 to #851				*			-
Lanark St (Bay) - #789 to #817				*			-
Lanark St - Mathers Av to Taylor Av				*			-
Marshall Cr - Waller Av to Clarence Av				*			-
Waller Av - Vincent St to Pembina Hw				*			-
Paterson St - Lochmoor Av to E End				*			-
Lomond Bv - Paterson St to Paterson St				*			-
Surfside Cr - Desjardins Dr to De La Seigneurie Bv				*			-
Surfside Cr (Frontage) - #19 to #47				*			-
Desjardins Dr (Frontage) - #127 to #167				*			-
Huppe By - Island Shore Bv to Island Shore Bv				*			-
Jubinville By - Betournay St to Betournay St				*			-
Westmount Dr - Cottonwood Rd to Cottonwood Rd				*			-
Maywood Rd - Cottonwood Rd to Westmount Dr				*			-
Heather Rd - Harper Av to Betournay St				*			-
Heather Rd - Betournay St to Winakwa Rd				*			-
Ashdale Av - Lyndale Dr to Highfield St				*			-
Willow Point Rd - Pebble Beach Rd to Willowlake Cr				*			-
Pebblewood Ln - 36 Pebblewood Ln to Heritage Bv				*			-
Marjorie St - Ness Av to Portage Av				*			-
Brooklyn St - Silver Av to Ness Av				*			-
Brooklyn St - Ness Av to Portage Av				*			-
Grimston Rd - Valence Av to Valence Av				*			-
Chatham Pl - Morningside Dr to End				*			-
Morningside Dr - Rochester Av to Valence Av				*			-
Valence Av - Rochester Av to Rochester Av				*			-
Hastings Bv - Dunkirk Dr to End				*			-
Barrington Av - Dunkirk Dr to Pulberry St				*			-
Barrington Av - Dunkirk Dr to St Mary's Rd				*			-

Regional and Local Street Renewal (continued):

LOCAL STREET RENEWAL PROGRAM Authorization ($000's)	2022	2023	2024	2025	2026	2027	Six-Year Total
St David Rd - Fermor Av to Havelock Av				*			-
St David Pl - St David Rd to St David Rd				*			-
Thorndale Av - St David Rd to St Mary's Rd				*			-
Gillies Cr - Hatcher Rd to Hatcher Rd				*			-
McMullen Cr - Hatcher Rd to Hatcher Rd				*			-
Dzyndra Cr - Bournais Dr to Hatcher Rd				*			-
Sims Cr - Hatcher Rd to Hatcher Rd				*			-
Marcus Pl - Whiteway Rd to End				*			-
Whiteway Rd - Sanford Fleming Rd to Clouston Dr				*			-
Bayview Pl - Paulley Dr to McMeans Av E				*			-
Paulley Dr - Dowling Ave E to Redonda St				*			-
Dartmouth Dr - Snow St to Pembina Hw				*			-
Snow St - Markham Rd to Dartmouth Dr				*			-
Snow St - Dartmouth Dr to End				*			-
Markham Rd - Snow St to Pembina Hw				*			-
Alumni Pl - Chancellor Dr to Chancellor Dr				*			-
Chancellor Dr - Markham Rd to 435 m east of Markham Rd				*			-
Engineering Services on 2023 Projects	*						-
Engineering Services on 2024 Projects		*					-
Engineering Services on 2025 Projects			*				-
Engineering Services on 2026 Projects				*			-
Sub-total Residential Street Renewals & Various locations to be identified	34,196	37,084	53,815	68,852	76,657	90,440	361,044
Local Thin Bituminous Overlay (TBO)							
Honeybourne Cr - Westgrove Wy to Dale Bv	*						-
Harwood Cr - Dale Bv to Rannock Av	*						-
Harwood Cr - Rannock Av to Cullen Dr	*						-
Assiniboine Cr - Bedson St to End	*						-
Wordsworth Wy - Jolliett Cr to Browning Bv	*						-
Morton By - Stack St to Stack St	*						-
Agnes St - Sargent Av to Ellice Av	*						-
Brewer Cr - Molson St to Molson St	*						-
Price Dr - Brewer Cr to Brewer Cr	*						-
Manchester Bv N - Point Rd to End	*						-
Wentworth St - Fleet Av to S Limit	*						-
Annabella St - Rover Av to Sutherland Av	*						-
Andrews St - College Av to Redwood Av	*						-
Andrews St - Redwood Av to Aberdeen Av	*						-
Cranlea Pa - McIvor Av to Gilmore Av	*						-
Edelweiss Cr - Donwood Dr to Donwood Dr	*						-
Kildonan Dr - Rossmere Cr to Mossdale Av	*						-
Rossmere Cr - Kildonan Dr to Dunvegan St	*						-
Maynard Cs - Jefferson Av to Maberley Rd	*						-
Mandalay Dr - Jefferson Av to 20m north of Cannes Cr	*						-
Citadel Cr - Adsum Dr to Desharnais St	*						-
Dee St - Logan Av to Alexander Av	*						-

Regional and Local Street Renewal (continued):

LOCAL STREET RENEWAL PROGRAM Authorization ($000's)	2022	2023	2024	2025	2026	2027	Six-Year Total
Legion Av - Oddy St to King Edward St	*						-
Ross Av - Isabel St to Sherbrook St	*						-
Lydia St - McDermot Av to Notre Dame Av	*						-
Sandcliffe Ct - Hawkesbury Cr to End	*						-
Sedgeley Ct - Hawkesbury Cr to End	*						-
Forestgate Av - Lindenwood Dr E to Deer Run Dr	*						-
Baytree Ct - Forestgate Av to End	*						-
Hawkesbury Cr - Tweedsmuir Rd to Tweedsmuir Rd	*						-
Bluewater Cr - Cherwell Rd (N Leg) to Cherwell Rd (S Leg)	*						-
Eugenie St - Tache Av to St Mary's Rd	*						-
Notre Dame St - St Joseph St to Langevin St	*						-
Horace St - Des Meurons St to Youville St	*						-
Horace St - Enfield Cr to Des Meurons St	*						-
Makinak By - Crestview Park Dr to Crestview Park Dr	*						-
Knox St - Hamilton Av to Ness Av	*						-
Greencrest Av - Ulster St to Pembina Hw	*						-
Macalester By - Silverstone Av to Silverstone Av	*						-
Tulane By - Pasadena Av to Pasadena Av	*						-
Brotman By - John Forsyth Rd to John Forsyth Rd	*						-
Ravine Dr - River Pointe Dr to Settlers Rd	*						-
St George Rd - Sadler Av to Hindley Av	*						-
Beachtree Cr - Beliveau Rd to Beliveau Rd	*						-
Beliveau Rd E - St Anne's Rd to Marlene St	*						-
Glenthorne Cr - Woodlawn Av to Greendell Av	*						-
Glenthorne Cr (E Leg) - Greendell Av Darwin St	*						-
Ravenhurst St - Pandora Av to John Duncan Dr	*						-
Wendilene St - Rougeau Av to Trudell By	*						-
Trudell By (W Leg) - Gardiner Cv to Rougeau Av	*						-
Skowron Cr - 408 Skowron Cr to Grassie Bv	*						-
Trudell By (E Leg) - Rougeau Av to Gardiner Cv	*						-
Blackwood By - Marrington Rd to Marrington Rd	*						-
Caldwell Cr - Scurfield Bv to Scurfield Bv	*						-
Hillberry By - Columbia Dr to Columbia Dr	*						-
Gull Lake Rd - East Lake Dr to Markham Rd	*						-
Shillingstone Rd - Columbia Dr to Columbia Dr	*						-
Cuthbertson Av - Park Bv N to Bower Bv		*					-
Woodchester By - Cathcart St to Cathcart St		*					-
Harrogate By - Hunterspoint Rd to End		*					-
Musgrove St - Cass St to Barker St		*					-
Cass St - Musgrove St to Barker Bv		*					-
Greenwood Pl - Portage Av to Wolseley Av		*					-
Herbert Av - Figaro St to Chester St		*					-
Figaro St - Talbot Av to Herbert Av		*					-
Foster St - Manhattan Av to Beach Av		*					-
Bell Av - End to Harkness Av		*					-

Regional and Local Street Renewal (continued):

LOCAL STREET RENEWAL PROGRAM Authorization ($000's)	2022	2023	2024	2025	2026	2027	Six-Year Total
Furby St - Portage Av to Broadway		*					-
Atlantic Av - Main St to Salter St		*					-
Pritchard Av - Charles St to Powers St		*					-
Pritchard Av - McGregor St to McKenzie St		*					-
Pritchard Av - Powers St to McKenzie St		*					-
Deepwood Cv - Fernbank Av to End		*					-
Ansell Ct - Fernbank Av to End		*					-
Baden Ct - Fernbank Av to End		*					-
Maplegrove Rd - #3 to #27		*					-
Consulate Rd - Diplomat Dr to Ambassador Rw		*					-
Samantha Pl - Tully Rd to End		*					-
Madrigal Cs - Mapleton Dr to Marquis Cr		*					-
Mandan Rd - Herron Rd to Mariner Cr		*					-
Ross Av W - Oddy St to King Edward St		*					-
Pritchard Av - Chudley St to Keewatin St		*					-
Dorset St - Manitoba Av to Pritchard Av		*					-
Ash St - Wellington Cr to Academy Rd		*					-
Jackson Av - Stafford St to Harrow St		*					-
Fallbrook By - Pebble Beach Rd to Pebble Beach Rd		*					-
Brookhaven By - Lakewood Bv to Lakewood Bv		*					-
Tahoe By - Lakewood Bv to Lakewood Bv		*					-
Harvest Ln - Valley View Dr to Heritage Bv		*					-
Kirby Dr - Ness Av to Setter St		*					-
Flamingo Av - Athlone Dr to Sturgeon Rd		*					-
Summerside Av - Caledon Rd to End		*					-
Linacre Rd - Radcliffe Rd to Michigan Av		*					-
Magdalene By - Baylor Av to Baylor Av		*					-
Clerkenwell By - Aldgate Rd to Aldgate Rd		*					-
St Thomas Rd - End to Fermor Av		*					-
Oakcrest Pl - Dunkirk Pl to End		*					-
Dunkirk Pl - Kingston Rw to End		*					-
Norfolk Av - Kingston Rw to Oakcrest Pl		*					-
Wynford Dr - Ainsdale Wy to St Martin Bv		*					-
Audubon Pl - Lake Grove By to End		*					-
Lake Green Pl - Lake Lindero Rd to Lake Lindero Rd		*					-
Lake Linnet Pl - Lake Lindero Rd to Lake Lindero Rd		*					-
Larkin Cv - Brentlawn Bv to End		*					-
Beaulynn Cv - Allendale Dr to End		*					-
Ainsworth Pl - Kirkbridge Dr to End		*					-
Bairdmore Pl (Frontage) - #832 to #910		*					-
Sub-total Thin Bituminous Overlay	5,000	5,000	5,000	5,000	5,000	5,000	30,000
Granular Roadway Improvements:							
- Type II Road Oiling	600	600	600	600	600	600	3,600
- Granular Lane Improvement Program	1,350	1,350	1,350	1,350	1,350	1,350	8,100
Sub-total Granular Roadway Improvements	1,950	1,950	1,950	1,950	1,950	1,950	11,700

Regional and Local Street Renewal (continued):

LOCAL STREET RENEWAL PROGRAM Authorization ($000's)	2022	2023	2024	2025	2026	2027	Six-Year Total
Alley Renewals:							
Wexford St/Swann Dr from Vialoux Dr to Roblin Bv	*						-
Clifton St/Spruce St from Sargent Av to Ellice Av	*						-
Hume St/Kairistine Ln/Raber Rd/Dexter St	*						-
Marshall Cr/Hudson St from Waller Av to Clarence Av	*						-
Sherbrook St/Furby St from Cumberland Av to Sargent Av		*					-
Furby St/Sherbrook St from Sargent Av to Ellice Av		*					-
Sherbrook St/Maryland St from Broadway to Sara Av		*					-
Fletcher Cr/90m N of Fletcher Cr, E of Pembina Hw		*					-
Des Meurons St/De La Morenie St from Cathedrale Av to Hamel Av		*					-
Cumberland Av/Ellice Av from Hargrave St to Donald St			*				-
Cumberland Av/Quappelle Av from Carlton St to Hargrave St			*				-
Donald St/Smith St from Donald St to Ellice Av			*				-
Carlton St/Hargrave St from Notre Dame Av to Cumberland Av			*				-
Sargent Av/Ellice Av from Langside St to Young St			*				-
Preston Av/Westminster Av from Ruby St to Lenore St			*				-
Main St/Fowler St from Anderson Av to St Johns Av			*				-
Wynford Dr/Wynford Dr from Ainsdale Wy to Wynford Dr			*				-
Baylor Av/Greyfriars Rd from Killarney Av to Loyola By				*			-
Nassau St S/Osborne St from Walker Av to Rathgar Av				*			-
Kennedy St/Edmonton St from St Mary Av to York Av				*			-
Nassau St S/Osborne St from Kylemore Av to Walker Av				*			-
Guelph St/Harrow St from Garwood Av to Dudley Av				*			-
Hudson St/Pembina Hw from Clarence Av to Boston Av				*			-
Corydon Av/Fleet Av from Oxford St to Cambridge St				*			-
Guelph St/Harrow St from Grosvenor Av to Dorchester Av				*			-
Hudson St/Pembina Hw from Howard Av to Clarence Av				*			-
Engineering Services on 2023 Projects	*						-
Engineering Services on 2024 Projects		*					-
Engineering Services on 2025 Projects			*				-
Sub-total Alley Renewals & various locations to be identified	3,069	2,708	2,824	2,617	2,750	2,750	16,718
Lanes, Sidewalks and Active Transportation Renewals							
Sidewalk Renewals on Local Streets - Various Locations	800	800	800	800	800	800	4,800
Recreational Walkways and Bike Pathway Renewals	1,500	900	600	600	600	600	4,800
Sub-total Lanes, Sidewalks and Active Transportation Renewals	2,300	1,700	1,400	1,400	1,400	1,400	9,600
Total Local Street Renewal Program	**63,519**	**64,542**	**74,057**	**90,000**	**98,457**	**111,040**	**501,615**
TOTAL REGIONAL & LOCAL STREET RENEWAL PROGRAM	**164,689**	**136,880**	**120,974**	**143,638**	**147,313**	**159,378**	**872,872**

Project Name: **Pembina Highway Overpass (Bishop Grandin) Rehabilitation**

Standing Policy Committee: Infrastructure Renewal and Public Works

Department: Public Works
Project: 1805002523

Service: Roadway Construction and Maintenance
OurWinnipeg: Leadership and Good Governance

AUTHORIZATION	Previous Budgets	2022 Estimate	FORECAST 2023	2024	2025	2026	2027	Five-Year Forecast Total	Six-Year Total
Project Costs ($000's)	-	-	1,000	2,000	17,400	-	-	20,400	20,400
Financed by:									
Frontage Levy			500	500	4,399			5,399	5,399
Regional Street Renewal Reserve				621				621	621
Canada Community-Building Fund			500	879	13,001			14,380	14,380

CASH FLOW	2022	2023	2024	2025	2026	2027	Beyond 2027	Total
Project Costs ($000's)	-	850	1,850	15,089	2,611	-	-	20,400
Financed by:								
Frontage Levy		425	500	3,814	660			5,399
Regional Street Renewal Reserve			528	93				621
Canada Community-Building Fund		425	822	11,182	1,951			14,380

NET OPERATING IMPACT ($000's)	2022	2023	2024	2025	2026	2027
Operating costs						
Debt and finance charges						
Transfer to General Capital Fund						
Total Direct Costs	-	-	-	-	-	-
Less: Incremental Revenue/Recovery				178	13	
Net Cost/(Benefit)	-	-	-	(178)	(13)	-
Incremental Full Time Equivalent Positions	-	-	-	-	-	-

Class Estimate: See table below

	2022	2023	2024	2025	2026	2027
Class Estimate		**3**	**4**	**5**		
Authorization ($000's)						
Feasibility		1,000				
Preliminary Design			2,000			
Detailed Design & Construction				17,400		

The overpass on Pembina Highway over Bishop Grandin requires bridge deck rehabilitation, including reconstruction of the exit loop ramps. The timeline for preliminary design, detailed design, and construction is noted in the Class Estimate table above.

Note that construction of a pedestrian-cycling overpass over Pembina Highway, connecting legs of the Bishop Grandin Greenway, is not included in the project scope.

The rehabilitated structure will provide an additional 50 years of service life and the new pedestrian overpass structure will provide a service life of 75 years.

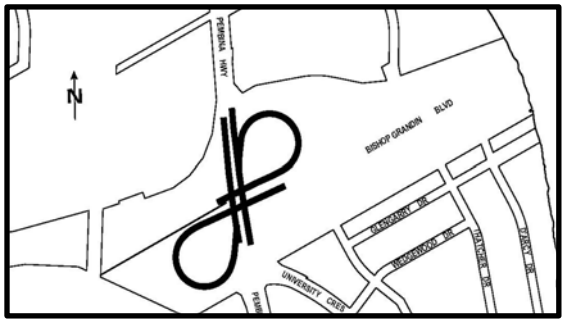

Project Name: **Waterway Crossing and Grade Separations - Annual Program**

Standing Policy Committee: Infrastructure Renewal and Public Works

Department: Public Works
Project: 1805000122

Service: Roadway Construction and Maintenance
OurWinnipeg: Leadership and Good Governance

AUTHORIZATION	Previous Budgets	2022 Estimate	FORECAST 2023	2024	2025	2026	2027	Five-Year Forecast Total	Six-Year Total
Project Costs ($000's)	N/A *	3,000	3,000	3,000	3,549	3,900	3,290	16,739	19,739
Financed by:									
Frontage Levy		2,255	2,255	1,800	2,277	2,400	2,000	10,732	12,987
Canada Community-Building Fund				455	527	1,355	1,290	3,627	3,627
Regional Street Renewal Reserve		350	350	350	350	50		1,100	1,450
Local Street Renewal Reserve		395	395	395	395	95		1,280	1,675

CASH FLOW	2022	2023	2024	2025	2026	2027	Beyond 2027	Total
Project Costs ($000's)	2,551	3,000	3,000	3,466	3,847	3,382	493	19,739
Financed by:								
Frontage Levy	1,917	2,255	1,868	2,205	2,382	2,060	300	12,987
Canada Community-Building Fund			387	516	1,231	1,300	193	3,627
Regional Street Renewal Reserve	298	350	350	350	94	8		1,450
Local Street Renewal Reserve	336	395	395	395	140	14		1,675

NET OPERATING IMPACT ($000's)	2022	2023	2024	2025	2026	2027
Operating costs						
Debt and finance charges						
Transfer to General Capital Fund						
Total Direct Costs	-	-	-	-	-	-
Less: Incremental Revenue/Recovery	83	98	90	102	100	84
Net Cost/(Benefit)	(83)	(98)	(90)	(102)	(100)	(84)
Incremental Full Time Equivalent Positions	-	-	-	-	-	-

Class Estimate: Not applicable, as this is a scalable program

Annual program to carry out preventative maintenance, major repairs, improvements or replacement to existing bridges, overpasses, underpasses, culverts and related bridge infrastructure, ensuring continued and continuous services of these facilities to the maximum practical extent.

* N/A - No amounts have been included in the "Previous Budgets" due to this project's on-going nature.

Project Name: **Osborne Street Underpass**

Standing Policy Committee: Infrastructure Renewal and Public Works

Department: Public Works
Project: 1805002325

Service: Roadway Construction and Maintenance
OurWinnipeg: Environmental Resilience

AUTHORIZATION	Previous Budgets	2022 Estimate	FORECAST 2023	2024	2025	2026	2027	Five-Year Forecast Total	Six-Year Total
Project Costs ($000's)	-	-	-	-	1,100	-	-	1,100	1,100
Financed by:									
Frontage Levy					500			500	500
Canada Community-Building Fund					600			600	600

CASH FLOW	2022	2023	2024	2025	2026	2027	Beyond 2027	Total
Project Costs ($000's)	-	-	-	935	165	-	-	1,100
Financed by:								
Frontage Levy				425	75			500
Canada Community-Building Fund				510	90			600

NET OPERATING IMPACT ($000's)	2022	2023	2024	2025	2026	2027
Operating costs						
Debt and finance charges						
Transfer to General Capital Fund						
Total Direct Costs	-	-	-	-	-	-
Less: Incremental Revenue/Recovery						
Net Cost/(Benefit)	-	-	-	-	-	-
Incremental Full Time Equivalent Positions	-	-	-	-	-	-

Class Estimate: 4

The scope of work for this project is to examine cost effective functional design alternatives for an active transportation grade separation, in the vicinity of the existing Osborne Street Underpass, to address a gap in the Active Transportation Network to cross the CN mainline. In addition, functional design will be undertaken to review rehabilitation of the existing Osborne underpass to address deficiencies in land drainage, vertical clearance, pavement condition, and traffic operations through the Osborne/Pembina/Corydon/Donald intersection.

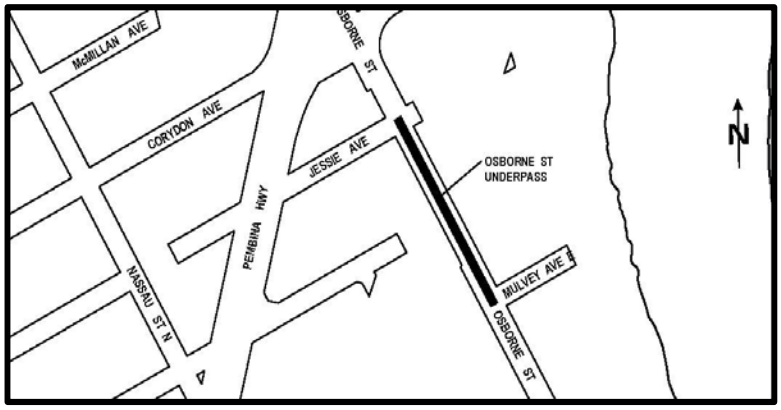

Project Name: **St. Vital Bridge Rehabilitation**

Standing Policy Committee: Infrastructure Renewal and Public Works

Department: Public Works
Project: 1805002721

Service: Roadway Construction and Maintenance
OurWinnipeg: Leadership and Good Governance

AUTHORIZATION	Previous Budgets	2022 Estimate	FORECAST 2023	2024	2025	2026	2027	Five-Year Forecast Total	Six-Year Total
Project Costs ($000's)	2,000	6,074	15,600	23,200	-	-	-	38,800	44,874
Financed by:									
Frontage Levy		3,835	4,531	4,550				9,081	12,916
Regional Street Renewal Reserve		1,501		4,000				4,000	5,501
Canada Community-Building Fund		738	11,069	14,650				25,719	26,457

CASH FLOW	2022	2023	2024	2025	2026	2027	Beyond 2027	Total
Project Costs ($000's)	5,163	14,171	22,060	3,480	-	-	-	44,874
Financed by:								
Frontage Levy	3,260	4,427	4,547	682				12,916
Regional Street Renewal Reserve	1,276	225	3,400	600				5,501
Canada Community-Building Fund	627	9,519	14,113	2,198				26,457

NET OPERATING IMPACT ($000's)	2022	2023	2024	2025	2026	2027
Operating costs						
Debt and finance charges						
Transfer to General Capital Fund						
Total Direct Costs	-	-	-	-	-	-
Less: Incremental Revenue/Recovery		193	159	26		
Net Cost/(Benefit)	-	(193)	(159)	(26)	-	-
Incremental Full Time Equivalent Positions	-	-	-	-	-	-

Class Estimate: See table below

	2022	2023	2024	2025	2026	2027
Class Estimate	**4**	**5**	**5**			
Authorization ($000's)						
Detailed Design & Construction	6,074	15,600	23,200			

The St. Vital Bridge (Red River) connecting Osborne Street to Dunkirk Drive will require bridge deck rehabilitation, including marginal widening, to better accommodate pedestrian and cycling requirements. Preliminary design is scheduled in 2021. The timeline for detailed design and construction is noted in the Class Estimate table above. Construction is expected to be staged over a two year period from 2023 to 2024. The major benefit of constructing this project includes maintaining required service levels related to bridge condition, roadside safety and accessibility requirements. Significant risks associated with constructing this project include project delays due to seasonal river access. Significant risks of not constructing or deferring the project include inability to maintain quality level of service. The rehabilitated structure will provide an additional 50 years of service life.

Construction will not commence until a class 3 estimate is obtained.

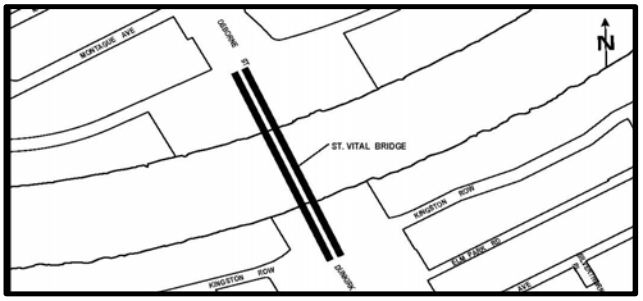

Project Name: **Lagimodiere Twin Overpasses Rehabilitation (Concordia Avenue & CPR Keewatin)**

Standing Policy Committee: Infrastructure Renewal and Public Works

Department: Public Works
Project: 1805002122

Service: Roadway Construction and Maintenance
OurWinnipeg: Leadership and Good Governance

AUTHORIZATION	Previous Budgets	2022 Estimate	FORECAST 2023	2024	2025	2026	2027	Five-Year Forecast Total	Six-Year Total
Project Costs ($000's)	-	2,000	-	2,000	-	20,000	15,742	37,742	39,742
Financed by:									
Frontage Levy		1,000		500		2,573	1,081	4,154	5,154
Regional Street Renewal Reserve		361				7,282	10,000	17,282	17,643
Canada Community-Building Fund		639		1,500		10,145	4,661	16,306	16,945

CASH FLOW	2022	2023	2024	2025	2026	2027	Beyond 2027	Total
Project Costs ($000's)	1,700	300	1,700	300	17,000	16,381	2,361	39,742
Financed by:								
Frontage Levy	850	150	425	75	2,187	1,305	162	5,154
Regional Street Renewal Reserve	307	54			6,190	9,592	1,500	17,643
Canada Community-Building Fund	543	96	1,275	225	8,623	5,484	699	16,945

NET OPERATING IMPACT ($000's)	2022	2023	2024	2025	2026	2027
Operating costs						
Debt and finance charges						
Transfer to General Capital Fund						
Total Direct Costs	-	-	-	-	-	-
Less: Incremental Revenue/Recovery					268	218
Net Cost/(Benefit)	-	-	-	-	(268)	(218)
Incremental Full Time Equivalent Positions	-	-	-	-	-	-

Class Estimate: See table below

	2022	2023	2024	2025	2026	2027
Class Estimate	**3**		**4**		**5**	**5**
Authorization ($000's)						
Preliminary Design	2,000					
Detailed Design & Construction			2,000		20,000	15,742

This project includes major rehabilitation of the Lagimodiere Twin Overpasses over Concordia Avenue and the CPR Keewatin rail lines. Improvements to traffic capacity and roadside safety will be determined as part of a preliminary design study. The timeline for preliminary and detailed design is noted in the class estimate table above. Construction is forecasted to take place over a two year period from 2026 to 2027 with a total project class 5 estimate of $39.7 million. The major benefit of constructing this project includes maintaining current levels of service related to bridge capacity and condition. Significant risks associated with constructing this project include project delays related to railway coordination. Significant risks of not constructing or deferring the project include inability to maintain quality level of service. The rehabilitated structure will provide an additional 50 years of service life.

Construction will not commence until a class 3 estimate is obtained.

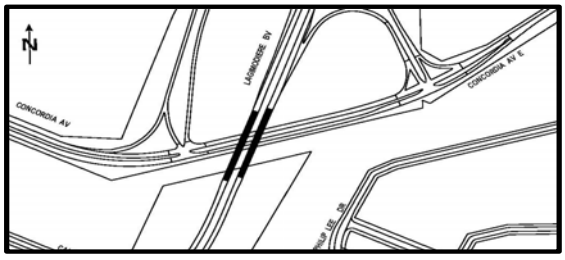

Project Name: **Disraeli Bridge and Overpass Facility**

Standing Policy Committee: Infrastructure Renewal and Public Works

Department: Public Works
Project: 1805001122

Service: Roadway Construction and Maintenance
OurWinnipeg: Economic Prosperity

AUTHORIZATION	Previous Budgets	2022 Estimate	FORECAST 2023	2024	2025	2026	2027	Five-Year Forecast Total	Six-Year Total
Project Costs ($000's)	-	-	-	-	-	-	-	-	-
Financed by:									
Frontage Levy		600	600	600	600	400	400	2,600	3,200
Canada Community-Building Fund		12,625	12,725	12,737	12,795	13,055	13,120	64,432	77,057
Public Private Partnerships Annual Service / Financing Payments		(12,039)	(12,139)	(12,151)	(12,209)	(12,269)	(12,334)	(61,102)	(73,141)
Debt Servicing - Repayment of Debt		(1,186)	(1,186)	(1,186)	(1,186)	(1,186)	(1,186)	(5,930)	(7,116)

CASH FLOW	2022	2023	2024	2025	2026	2027	Beyond 2027	Total
Project Costs ($000's)	13,225	13,325	13,337	13,395	13,455	13,520	243,457	323,714
Financed by:								
Frontage Levy	600	600	600	600	400	400	14,200	17,400
Canada Community-Building Fund	12,625	12,725	12,737	12,795	13,055	13,120	229,257	306,314

NET OPERATING IMPACT ($000's)	2022	2023	2024	2025	2026	2027
Operating costs						
Debt and finance charges						
Transfer to General Capital Fund						
Total Direct Costs	-	-	-	-	-	-
Less: Incremental Revenue/Recovery						
Net Cost/(Benefit)	-	-	-	-	-	-
Incremental Full Time Equivalent Positions	-	-	-	-	-	-

Class Estimate: Not applicable

The Disraeli Bridges and Overpass Facility was procured using a P3 approach and the facility opened on November 19, 2012.

The City will make on-going lease payments to Plenary Roads Winnipeg (PRW) extending until 2042. These payments are required under a 30-year contract with PRW and cover the remaining capital cost of the facility as well as the maintenance of the facility.

There are significant provisions in the contract to ensure the City's performance specifications are met and the facility is returned to the City in good condition at the end of the contract. Costs associated with monitoring this contract, including the salary recovery of the Senior Project Review/P3 Specialist and other P3 costs related to land titles registration are also included in this budget. Payments to PRW are performance based and are reduced where the City's performance specifications are not met.

A portion of the payment to PRW represents an annual amount dedicated to the maintenance of the facility, including long-term rehabilitative costs. This amount is adjusted for changes to the Consumer Price Index on an annual basis.

A portion of the project ($75 million) was financed by $25 million in external debt, with the balance being financed internally. The Public Service issued $25 million in external debt at an interest rate of 3.759% over a repayment term of 40 years. Debt servicing represents interest and principal repayment of external debt and internal financing.

Disraeli Bridge and Overpass Facility (continued):

The above annual estimates relate to the maintenance phase of the project and include the authorization for the lease payments and debt servicing related to the facility.

In accordance with Bylaw 8164/2002 where the City's capital budget has not been adopted before January 1 of the year to which the budget is applicable, the Chief Administrative Officer is authorized, before the adoption of the capital budget, to approve expenditures not exceeding 30% of the amount the City of Winnipeg is contractually obligated to pay annually in respect of Public-Private Partnerships, as a first charge against the General Capital Fund.

As financing and administration costs are implicit in the lease payments, this project is exempt from the Corporate Administration and Interest charges.

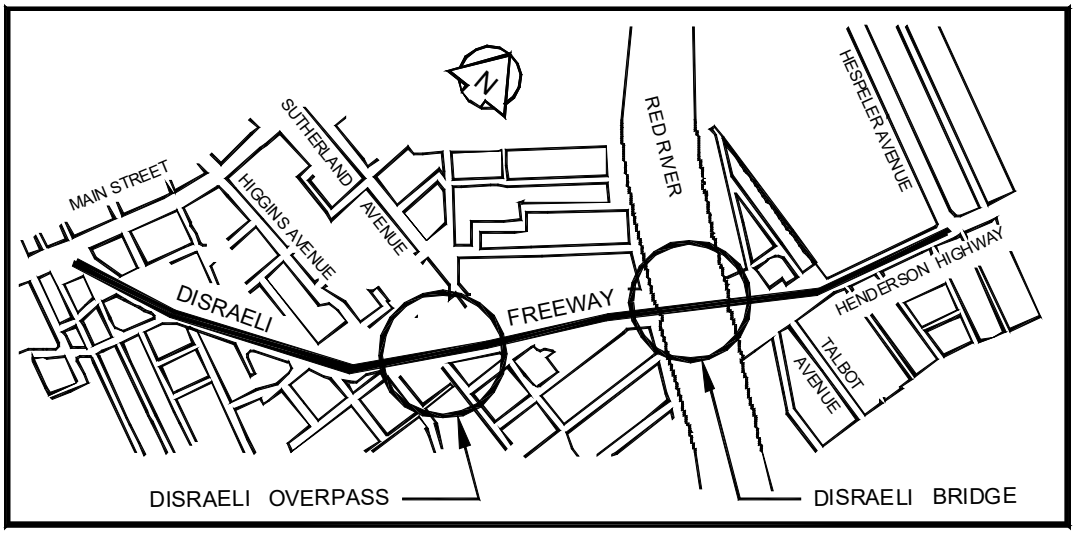

Project Name: **Charleswood Bridge**

Standing Policy Committee: Infrastructure Renewal and Public Works

Department: Public Works
Project: 1805001022

Service: Roadway Construction and Maintenance
OurWinnipeg: Economic Prosperity

AUTHORIZATION	Previous Budgets	2022 Estimate	FORECAST 2023	2024	2025	2026	2027	Five-Year Forecast Total	Six-Year Total
Project Costs ($000's)	-	-	-	-	-	-	-	-	-
Financed by:									
Cash to Capital		1,478	1,478	1,478				2,956	4,434
Public Private Partnerships Lease Payments		(1,478)	(1,478)	(1,478)				(2,956)	(4,434)

CASH FLOW	2022	2023	2024	2025	2026	2027	Beyond 2027	Total
Project Costs ($000's)	1,478	1,478	1,478	-	-	-	-	4,434
Financed by:								
Cash to Capital	1,478	1,478	1,478					4,434

NET OPERATING IMPACT ($000's)	2022	2023	2024	2025	2026	2027
Operating costs						
Debt and finance charges						
Transfer to General Capital Fund	1,478	1,478	1,478			
Total Direct Costs	1,478	1,478	1,478	-	-	-
Less: Incremental Revenue/Recovery						
Net Cost/(Benefit)	1,478	1,478	1,478	-	-	-
Incremental Full Time Equivalent Positions	-	-	-	-	-	-

Class Estimate: Not applicable

The Charleswood Bridge was constructed in 1994 and 1995 along with the roadworks between Roblin Boulevard and Ness Avenue.

The bridge portion of the project was undertaken as a Public-Private Partnership, with lease payments extending until 2024.

The above annual estimates include the authorization for the lease payments to be incurred and charged to the project in the General Capital Fund.

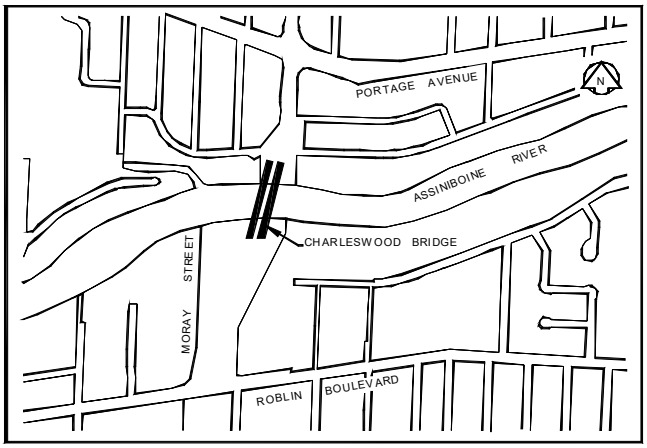

Project Name: **Chief Peguis Trail - Henderson Highway to Lagimodiere Boulevard**

Standing Policy Committee: Infrastructure Renewal and Public Works

Department: Public Works
Project: 1801000222

Service: Roadway Construction and Maintenance
OurWinnipeg: Economic Prosperity

AUTHORIZATION	Previous Budgets	2022 Estimate	FORECAST 2023	2024	2025	2026	2027	Five-Year Forecast Total	Six-Year Total
Project Costs ($000's)	-	-	-	-	-	-	-	-	-
Financed by:									
Frontage Levy		600	600	600	600	1,475	1,475	4,750	5,350
Canada Community-Building Fund		6,782	6,829	6,876	6,925	6,100	6,151	32,881	39,663
Public Private Partnerships Annual Service / Financing Payments		(6,403)	(6,450)	(6,497)	(6,546)	(6,596)	(6,647)	(32,736)	(39,139)
Debt servicing - repayment of debt		(979)	(979)	(979)	(979)	(979)	(979)	(4,895)	(5,874)

CASH FLOW	2022	2023	2024	2025	2026	2027	Beyond 2027	Total
Project Costs ($000's)	7,382	7,429	7,476	7,525	7,575	7,626	128,637	173,650
Financed by:								
Frontage Levy	600	600	600	600	1,475	1,475	60,451	65,801
Canada Community-Building Fund	6,782	6,829	6,876	6,925	6,100	6,151	68,186	107,849

NET OPERATING IMPACT ($000's)	2022	2023	2024	2025	2026	2027
Operating costs						
Debt and finance charges						
Transfer to General Capital Fund						
Total Direct Costs	-	-	-	-	-	-
Less: Incremental Revenue/Recovery						
Net Cost/(Benefit)	-	-	-	-	-	-
Incremental Full Time Equivalent Positions	-	-	-	-	-	-

Class Estimate: Not applicable

The Chief Peguis Trail Extension from Henderson Highway to Lagimodiere Boulevard was procured using a P3 approach and the facility opened on December 2, 2011.

The City will make on-going lease payments to DBF2 extending until 2041. These payments are required under a 30-year contract with DBF2 and cover the remaining capital cost of the facility as well as the maintenance of the facility.

There are significant provisions in the contract to ensure the City's performance specifications are met and the facility is returned to the City in good condition at the end of the contract. Costs associated with monitoring this contract, including the salary recovery for the Senior Project Review/P3 Specialist and other P3 costs related to land titles registration are also included in this budget. Payments to DBF2 are performance based and are reduced where the City's performance specifications are not met.

A portion of the payment to DBF2 represents an annual amount dedicated to the maintenance of the facility, including long-term rehabilitative costs. This amount is adjusted for changes to the Consumer Price Index on an annual basis.

A portion of the project was financed by the City issuing $18.7 million in external debt. The debt servicing above represents the repayment of principal and interest on the external debt associated with the project over a period of 40 years.

The above annual estimates include the authorization for the lease and financing payments to be incurred and charged to the Projects in the General Capital Fund.

Chief Peguis Trail - Henderson Highway to Lagimodiere Boulevard (continued):

In accordance with Bylaw 8164/2002 where the City's capital budget has not been adopted before January 1 of the year to which the budget is applicable, the Chief Administrative Officer is authorized, before the adoption of the capital budget, to approve expenditures not exceeding 30% of the amount the City of Winnipeg is contractually obligated to pay annually in respect of Public-Private Partnerships, as a first charge against the General Capital Fund.

As financing and administration costs are implicit in the lease payments, this capital project is exempt from the Corporate Administration and Interest charges.

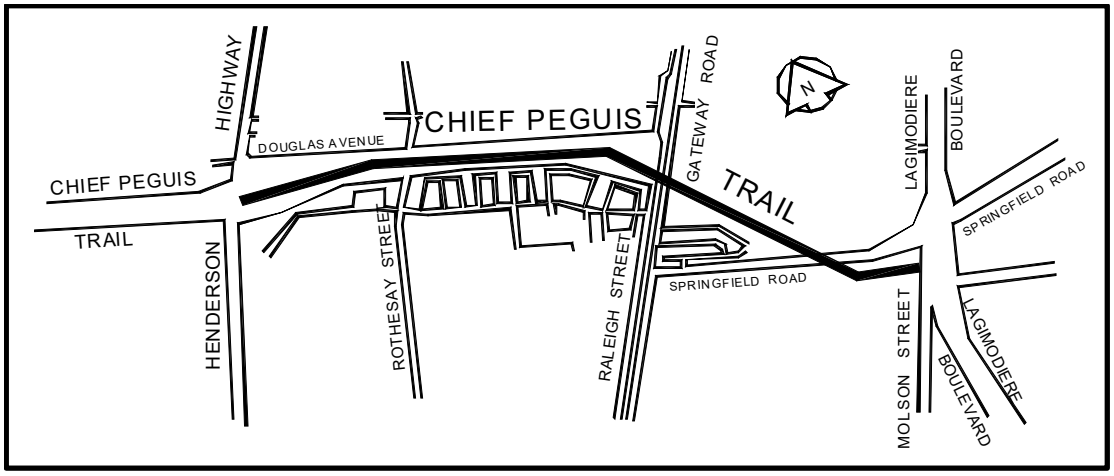

Project Name: **Asset Management System - Various Divisions**

Standing Policy Committee: Infrastructure Renewal and Public Works

Department: Public Works
Project: 1812000122

Service: Roadway Construction and Maintenance
OurWinnipeg: Leadership and Good Governance

AUTHORIZATION	Previous Budgets	2022 Estimate	FORECAST 2023	2024	2025	2026	2027	Five-Year Forecast Total	Six-Year Total
Project Costs ($000's)	N/A *	100	100	100	100	100	100	500	600
Financed by:									
Cash to Capital		75		75	75	75	75	300	375
Canada Community-Building Fund		25		25	25	25	25	100	125
External Debt			100					100	100

CASH FLOW	2022	2023	2024	2025	2026	2027	Beyond 2027	Total
Project Costs ($000's)	85	100	100	100	100	100	15	600
Financed by:								
Cash to Capital	64	11	64	75	75	75	11	375
Canada Community-Building Fund	21	4	21	25	25	25	4	125
External Debt		85	15					100

NET OPERATING IMPACT ($000's)	2022	2023	2024	2025	2026	2027
Operating costs						
Debt and finance charges		9	20	22	22	22
Transfer to General Capital Fund	75		75	75	75	75
Total Direct Costs	75	9	95	97	97	97
Less: Incremental Revenue/Recovery	2	3	3	3	3	3
Net Cost/(Benefit)	73	6	92	94	94	94
Incremental Full Time Equivalent Positions	-	-	-	-	-	-

Class Estimate: Not applicable, as this is a scalable program

The asset management program in the Public Works Department is centered on the application of quality management principles to the operation, maintenance, and renewal of infrastructure. A primary objective is the development and implementation of methodologies to preserve the infrastructure and to identify the funding necessary for the long term preservation of the assets.

An objective of the asset management program is to extend this systematic structural quality management approach to all the infrastructure under the Public Works Department responsibility. Funds are required to implement new or maintain existing asset management programs.

* N/A - No amounts have been included in the "Previous Budgets" due to this project's on-going nature.

Project Name: **Regional Parks**

Standing Policy Committee: Protection, Community Services and Parks

Department: Public Works
Project: 1853000322

Service: Parks and Urban Forestry
OurWinnipeg: Good Health and Well-Being

AUTHORIZATION	Previous Budgets	2022 Estimate	FORECAST 2023	2024	2025	2026	2027	Five-Year Forecast Total	Six-Year Total
Project Costs ($000's)	N/A *	2,950	1,610	-	-	2,005	2,940	6,555	9,505
Financed by:									
Cash to Capital						275		275	275
Canada Community-Building Fund		2,423	1,288			1,730	2,940	5,958	8,381
External Debt		527	322					322	849

CASH FLOW	2022	2023	2024	2025	2026	2027	Beyond 2027	Total
Project Costs ($000's)	2,508	1,811	241	-	1,705	2,800	440	9,505
Financed by:								
Cash to Capital					234	41		275
Canada Community-Building Fund	2,060	1,458	193		1,471	2,759	440	8,381
External Debt	448	352	48					849

NET OPERATING IMPACT ($000's)	2022	2023	2024	2025	2026	2027
Operating costs						
Debt and finance charges	16	39	50	51	51	51
Transfer to General Capital Fund					275	
Total Direct Costs	16	39	50	51	326	51
Less: Incremental Revenue/Recovery	40	30	4		26	36
Net Cost/(Benefit)	(24)	9	46	51	300	15
Incremental Full Time Equivalent Positions	-	-	-	-	-	-

Class Estimate: Not applicable, as this is a scalable program

Refurbishment and/or improvements to various parks to repair aging park infrastructure and related amenities.

Funding in 2022 and 2023 of $3.66 million will contribute to short and long term implementation strategies for Kilcona Park rehabilitation and enhancements based on the 2014 Strategic Renewal and Action Plan prepared by Hilderman Thomas Frank Cram Landscape Architecture in consultation with Meyers Norris Penny LLP, MMM Group Limited, and Prairie Architects Inc., including the construction of an asphalt roadway which will connect the east and west sides of the park.

Funding in 2022 will further support replacement of the sports field turf at Maple Grove Park ($900,000). If the funding is approved through the Canada Community-Revitalization Fund for the replacement of the sports field turf at Maple Grove Park, then the funding will be returned to the Canada Community-Building Fund Reserve. Any future incremental costs will either be funded by the area Councillor or will be brought forward to a future budget period.

Prioritization of projects in future years is subject to the Regional Parks Investment Strategy and Parks Strategy, planned for completion in Winter/Spring 2022.

* N/A - No amounts have been included in the "Previous Budgets" due to this project's on-going nature.

Project Name: **Community and Neighbourhood Parks**

Standing Policy Committee: Protection, Community Services and Parks

Department: Public Works
Project: 1853000122

Service: Parks and Urban Forestry
OurWinnipeg: Good Health and Well-Being

AUTHORIZATION	Previous Budgets	2022 Estimate	FORECAST 2023	2024	2025	2026	2027	Five-Year Forecast Total	Six-Year Total
Project Costs ($000's)	N/A*	825	-	-	-	1,800	2,800	4,600	5,425
Financed by:									
Cash to Capital						360		360	360
Canada Community-Building Fund		780				1,440	2,800	4,240	5,020
External Debt		45						-	45

CASH FLOW	2022	2023	2024	2025	2026	2027	Beyond 2027	Total
Project Costs ($000's)	701	124	-	-	1,530	2,650	420	5,425
Financed by:								
Cash to Capital					306	54		360
Canada Community-Building Fund	663	117			1,224	2,596	420	5,020
External Debt	38	7						45

NET OPERATING IMPACT ($000's)	2022	2023	2024	2025	2026	2027
Operating costs						
Debt and finance charges	4	9	10	10	10	5
Transfer to General Capital Fund					360	
Total Direct Costs	4	9	10	10	370	5
Less: Incremental Revenue/Recovery	10	2			25	34
Net Cost/(Benefit)	(10)	7	10	10	345	(29)
Incremental Full Time Equivalent Positions	-	-	-	-	-	-

Class Estimate: Not applicable, as this is a scalable program

Refurbishment and/or improvements to various parks to repair aging park infrastructure and related amenities, including but not limited to:

• play equipment and safety surfacing

• athletic fields

• sport courts

• off-leash dog areas

Funding in 2022 includes:

• Basketball court in St. Vital Memorial Park, the City's contribution towards celebrating the 100th anniversary of neighbouring Glenlawn Collegiate (Estimated Cost - $275,000)

• Pickleball court in Jill Officer Park (Estimated Cost - $300,000)

• Fitness nodes in John Forsyth Park (Estimated Cost - $250,000)

Any future incremental costs of these three projects will either be funded by the area Councillor or will be brought forward to a future budget period.

Funding in 2026 includes $70,000 for conversion of King George V Park to an off-leash dog area.

Prioritization of projects is subject to the Parks Strategy, planned for completion in Winter/Spring 2022.

* N/A - No amounts have been included in the "Previous Budgets" due to this project's on-going nature.

Project Name: **Parks Buildings**

Standing Policy Committee: Protection, Community Services and Parks

Department: Public Works
Project: 6318020125

Service: Parks and Urban Forestry
OurWinnipeg: Good Health and Well-Being

AUTHORIZATION	Previous Budgets	2022 Estimate	FORECAST 2023	2024	2025	2026	2027	Five-Year Forecast Total	Six-Year Total
Project Costs ($000's)	N/A *	-	-	-	375	245	400	1,020	1,020
Financed by:									
Cash to Capital					375	245		620	620
Canada Community-Building Fund							400	400	400

CASH FLOW	2022	2023	2024	2025	2026	2027	Beyond 2027	Total
Project Costs ($000's)	-	-	-	319	265	376	60	1,020
Financed by:								
Cash to Capital				319	265	36		620
Canada Community-Building Fund						340	60	400

NET OPERATING IMPACT ($000's)	2022	2023	2024	2025	2026	2027
Operating costs						
Debt and finance charges						
Transfer to General Capital Fund				375	245	
Total Direct Costs	-	-	-	375	245	-
Less: Incremental Revenue/Recovery				10	9	5
Net Cost/(Benefit)	-	-	-	365	236	(5)
Incremental Full Time Equivalent Positions	-	-	-	-	-	-

Class Estimate: Not applicable, as this is a scalable program

Projects will not proceed until a class 3 estimate is obtained.

Funds will be allocated to ($000's):	2022	2023	2024	2025	2026	2027	Total
Parks Maintenance Garage at Reykdal Family Park				375			375
Grants Old Mill Public Washrooms Renewal					245		245
Prairie Point Garage						400	400
	-	-	-	375	245	400	1,020

Capital close-out of the above-listed projects will not commence until the projects are substantially completed.

* N/A - No amounts have been included in the "Previous Budgets" due to this project's on-going nature.

Project Name: **Parks and Recreation Enhancement Program**

Standing Policy Committee: Protection, Community Services and Parks

Department: Public Works
Project: 1857000122

Service: Parks and Urban Forestry
OurWinnipeg: Good Health and Well-Being

AUTHORIZATION	Previous Budgets	2022 Estimate	FORECAST 2023	2024	2025	2026	2027	Five-Year Forecast Total	Six-Year Total
Project Costs ($000's)	N/A *	1,890	1,731	300	300	1,264	1,305	4,900	6,790
Financed by:									
Cash to Capital				150	300	532		982	982
Canada Community-Building Fund		945	865	150		732	1,305	3,052	3,997
External Debt		945	866					866	1,811

CASH FLOW	2022	2023	2024	2025	2026	2027	Beyond 2027	Total
Project Costs ($000's)	1,606	1,754	515	301	1,119	1,299	196	6,790
Financed by:								
Cash to Capital			128	278	496	80		982
Canada Community-Building Fund	803	877	256	23	623	1,219	196	3,997
External Debt	803	877	131					1,811

NET OPERATING IMPACT ($000's)	2022	2023	2024	2025	2026	2027
Operating costs						
Debt and finance charges	46	144	204	213	213	213
Transfer to General Capital Fund			150	300	532	
Total Direct Costs	46	144	354	513	745	213
Less: Incremental Revenue/Recovery	36	39	12	9	24	18
Net Cost/(Benefit)	10	105	342	504	721	195
Incremental Full Time Equivalent Positions	-	-	-	-	-	-

Class Estimate: Not applicable, as this is a scalable program

Program is focused on playground restorations, including play equipment and safety surface replacements, along with associated amenity and pathway improvements to enhance accessibility, and other park and recreation enhancements. It is generally delivered by the Planning, Property and Development Department on behalf of the Parks and Open Space Division of the Public Works Department.

Funding is to be allocated annually as follows:

• Approximately $300,000 each year dedicated to address general playground and amenity safety concerns as they arise city wide.

• Remaining funding to be divided equally between each of the fifteen electoral wards.

* N/A - No amounts have been included in the "Previous Budgets" due to this project's on-going nature.

Parks and Recreation Enhancement Program (continued):

($000's)	2022	2023	2024	2025	2026	2027	TOTAL
Priority Safety-Related Concerns	300	306	300	300	304	300	1,810
Charleswood-Tuxedo-Westwood	106	95			64	67	332
Daniel McIntyre	106	95			64	67	332
Elmwood-East Kildonan	106	95			64	67	332
Fort Rouge-East Fort Garry	106	95			64	67	332
Mynarski	106	95			64	67	332
North Kildonan	106	95			64	67	332
Old Kildonan	106	95			64	67	332
Point Douglas	106	95			64	67	332
River Heights-Fort Garry	106	95			64	67	332
St. Boniface	106	95			64	67	332
St. James	106	95			64	67	332
St. Norbert - Seine River	106	95			64	67	332
St. Vital	106	95			64	67	332
Transcona	106	95			64	67	332
Waverley West	106	95			64	67	332
Total	**1,890**	**1,731**	**300**	**300**	**1,264**	**1,305**	**6,790**

The Director of Public Works may be required to reallocate ward budgets on approval of the ward councillors.

Project Name: **Rainbow Stage**

Standing Policy Committee: Protection, Community Services and Parks

Department: Public Works
Project: 6318010123

Service: Parks and Urban Forestry
OurWinnipeg: Good Health and Well-Being

AUTHORIZATION	Previous Budgets	2022 Estimate	FORECAST 2023	2024	2025	2026	2027	Five-Year Forecast Total	Six-Year Total
Project Costs ($000's)	-	-	1,500	1,500	-	-	-	3,000	3,000
Financed by:									
Cash to Capital				300				300	300
Canada Community-Building Fund			1,200	1,200				2,400	2,400
External Debt			300					300	300

CASH FLOW	2022	2023	2024	2025	2026	2027	Beyond 2027	Total
Project Costs ($000's)	-	1,275	1,500	225	-	-	-	3,000
Financed by:								
Cash to Capital			255	45				300
Canada Community-Building Fund		1,020	1,200	180				2,400
External Debt		255	45					300

NET OPERATING IMPACT ($000's)	2022	2023	2024	2025	2026	2027
Operating costs						
Debt and finance charges		15	32	35	35	35
Transfer to General Capital Fund			300			
Total Direct Costs	-	15	332	35	35	35
Less: Incremental Revenue/Recovery		21	25	4		
Net Cost/(Benefit)	-	(6)	307	31	35	35
Incremental Full Time Equivalent Positions	-	-	-	-	-	-

Class Estimate: 4

Renovations of Rainbow Stage at Kildonan Park to address fire and life safety issues, replacement of outdated user amenities, improvement of accessibility for audience, and flood protection dikes to permit a proposed addition to the facility. City funding is subject to securing matching funds from other levels of government and/or private fundraising.

Projects will not proceed until a class 3 estimate is obtained.

Project Name: **Urban Forest Renewal Program (formerly Reforestation-Improvements and Urban Forest Enhancement Program)**

Standing Policy Committee: Protection, Community Services and Parks

Department: Public Works
Project: 1850000322
Service: Parks and Urban Forestry
OurWinnipeg: Environmental Resilience

AUTHORIZATION	Previous Budgets	2022 Estimate	FORECAST 2023	2024	2025	2026	2027	Five-Year Forecast Total	Six-Year Total
Project Costs ($000's)	N/A *	6,183	6,183	1,772	4,013	4,858	5,602	22,428	28,611
Financed by:									
Cash to Capital				1,188	4,013	4,858	4,895	14,954	14,954
Canada Community-Building Fund							707	707	707
Province of Manitoba Strategic Infrastructure Funding		2,717	1,300					1,300	4,017
External Debt		3,067	4,883	584				5,467	8,534
Internal Financing		399						-	399

CASH FLOW	2022	2023	2024	2025	2026	2027	Beyond 2027	Total
Project Costs ($000's)	5,255	6,184	2,434	3,676	4,731	5,490	841	28,611
Financed by:								
Cash to Capital			1,010	3,589	4,731	4,889	735	14,954
Canada Community-Building Fund						601	106	707
Province of Manitoba Strategic Infrastructure Funding	2,309	1,513	195					4,017
External Debt	2,607	4,611	1,229	87				8,534
Internal Financing	339	60						399

NET OPERATING IMPACT ($000's)	2022	2023	2024	2025	2026	2027
Operating costs						
Debt and finance charges	185	651	1,008	1,089	1,095	1,054
Transfer to General Capital Fund			1,188	4,013	4,858	4,895
Total Direct Costs	185	651	2,196	5,102	5,953	5,949
Less: Incremental Revenue/Recovery	125	171	75	119	154	166
Net Cost/(Benefit)	60	480	2,121	4,983	5,799	5,783
Incremental Full Time Equivalent Positions	-	-	-	-	-	-

Class Estimate: Not applicable, as this is a scalable program

This program supports sustainable urban forest management practices, and may include the following types of works prioritized by need:

• Tree pruning, removals and replacements

• Management of Dutch Elm Disease (DED)

• Emerald Ash Borer Beetle (EAB) response

• Installation of tree vaults and silva cells along major routes (coordinate with street and sidewalk renewals where possible)

• Inventory along City boulevards, plazas, and parks

Funding in 2022 includes a grant of $140,000 for Trees Winnipeg. A seasonal temporary position (0.75 FTE) is funded by this program

* N/A - No amounts have been included in the "Previous Budgets" due to this project's on-going nature.

Project Name: **Insect Control Branch Equipment Renewal**

Standing Policy Committee: Protection, Community Services and Parks

Department: Public Works
Project: 18050000427

Service: Parks and Urban Forestry
OurWinnipeg: Good Health and Well-Being

AUTHORIZATION	Previous Budgets	2022 Estimate	FORECAST 2023	2024	2025	2026	2027	Five-Year Forecast Total	Six-Year Total
Project Costs ($000's)	-	-	-	-	-	-	900	900	900
Financed by:									
Cash to Capital							900	900	900

CASH FLOW	2022	2023	2024	2025	2026	2027	Beyond 2027	Total
Project Costs ($000's)	-	-	-	-	-	765	135	900
Financed by:								
Cash to Capital						765	135	900

NET OPERATING IMPACT ($000's)	2022	2023	2024	2025	2026	2027
Operating costs						
Debt and finance charges						
Transfer to General Capital Fund						900
Total Direct Costs	-	-	-	-	-	900
Less: Incremental Revenue/Recovery						15
Net Cost/(Benefit)	-	-	-	-	-	885
Incremental Full Time Equivalent Positions	-	-	-	-	-	-

Class Estimate: Not applicable, as this is a scalable program

This program will support the acquisition and replacement of specialty equipment in the Insect Control Branch that are nearing their end-of-life. These pieces of equipment enable a variety of critical pest control activities, such as larviciding, fogging, and tree spraying.

Project Name: **Library Facility Safety, Security and Accessibility Improvements Program**

Standing Policy Committee: Protection, Community Services and Parks

Department: Community Services
Project: 6210000122

Service: Libraries
OurWinnipeg: Social Equity

AUTHORIZATION	Previous Budgets	2022 Estimate	FORECAST 2023	2024	2025	2026	2027	Five-Year Forecast Total	Six-Year Total
Project Costs ($000's)	N/A*	100	-	200	-	300	200	700	800
Financed by:									
Cash to Capital						60	40	100	100
Canada Community-Building Fund		80				240	160	400	480
External Debt		20						-	20
Transfer from Prior Year Authorization				200				200	200

CASH FLOW	2022	2023	2024	2025	2026	2027	Beyond 2027	Total
Project Costs ($000's)	100	-	200	-	300	200	-	800
Financed by:								
Cash to Capital					60	40		100
Canada Community-Building Fund	80				240	160		480
External Debt	20							20
Transfer from Prior Year Authorization			200					200

NET OPERATING IMPACT ($000's)	2022	2023	2024	2025	2026	2027
Operating costs						
Debt and finance charges	2	4	4	4	4	2
Transfer to General Capital Fund					60	40
Total Direct Costs	2	4	4	4	64	42
Less: Incremental Revenue/Recovery	2		7		5	3
Net Cost/(Benefit)	-	4	(3)	4	59	39
Incremental Full Time Equivalent Positions	-	-	-	-	-	-

Class Estimate: Not applicable, as this is a scalable program

Capital funding is required to address three areas:

1. Safety issues need to be addressed in many libraries including upgrading lighting, installing and upgrading closed circuit television video monitoring technology, exterior Crime Prevention Through Environmental Design improvements, and other building upgrades, as required, to ensure that libraries remain safe and welcoming to the community and deter vandalism and graffiti.

2. Accessibility issues, both physical and customer service related, need to be addressed including adding exterior ramps, upgrading public and staff washrooms, improving way finding signage, and installing life safety apparatus to meet the needs of persons with disabilities.

3. Signage needs on the exterior and interiors of library facilities, including electronic signs, for promotion of services and programs are required to make libraries more visible to the community.

Each year a portion of the funds will be utilized for projects within library facilities based upon established priorities.

Included in 2024 is $200,000 rebudgeted from the adopted 2019 capital programs - see Appendix 4.

* N/A - No amounts have been included in the "Previous Budgets" due to this program's on-going nature.

Project Name: **Library Refurbishment & Interior Infrastructure Program**

Standing Policy Committee: Protection, Community Services and Parks

Department: Community Services
Project: 6210000224
Service: Libraries
OurWinnipeg: Social Equity

AUTHORIZATION	Previous Budgets	2022 Estimate	FORECAST 2023	2024	2025	2026	2027	Five-Year Forecast Total	Six-Year Total
Project Costs ($000's)	N/A *	-	-	650	-	450	-	1,100	1,100
Financed by:									
Cash to Capital						90		90	90
Canada Community-Buildng Fund				299		360		659	659
Transfer from Prior Year Authorization				351				351	351

CASH FLOW	2022	2023	2024	2025	2026	2027	Beyond 2027	Total
Project Costs ($000's)	-	-	650	-	450	-	-	1,100
Financed by:								
Cash to Capital					90			90
Canada Community-Buildng Fund			299		360			659
Transfer from Prior Year Authorization			351					351

NET OPERATING IMPACT ($000's)	2022	2023	2024	2025	2026	2027
Operating costs						
Debt and finance charges						
Transfer to General Capital Fund					90	
Total Direct Costs	-	-	-	-	90	-
Less: Incremental Revenue/Recovery			15		7	
Net Cost/(Benefit)	-	-	(15)	-	83	-
Incremental Full Time Equivalent Positions	-	-	-	-	-	-

Class Estimate: Not applicable, as this is a scalable program

This capital program is required to support minor renovations and replacement of interior infrastructure (e.g. workstations, public work space, furniture, shelving and children's literacy areas) at libraries. Renovations and interior infrastructure replacement is required in order to ensure that library branches are safe, functional, accessible and part of a welcoming environment for library users, that meet defined customer levels of service.

Included in 2024 is $351,000 rebudgeted from the adopted 2019 capital programs - see Appendix 4.

* N/A - No amounts have been included in the "Previous Budgets" due to this program's on-going nature.

Project Name: **Library Technology Upgrade and Replacement Program**

Standing Policy Committee: Protection, Community Services and Parks

Department: Community Services
Project: 6210000323
Service: Libraries
OurWinnipeg: Social Equity

AUTHORIZATION	Previous Budgets	2022 Estimate	FORECAST 2023	2024	2025	2026	2027	Five-Year Forecast Total	Six-Year Total
Project Costs ($000's)	N/A *	-	325	-	350	-	375	1,050	1,050
Financed by:									
Cash to Capital					70		75	145	145
Canada Community-Building Fund					280		300	580	580
External Debt			325					325	325

CASH FLOW	2022	2023	2024	2025	2026	2027	Beyond 2027	Total
Project Costs ($000's)	-	325	-	350	-	375	-	1,050
Financed by:								
Cash to Capital				70		75		145
Canada Community-Building Fund				280		300		580
External Debt		325						325

NET OPERATING IMPACT ($000's)	2022	2023	2024	2025	2026	2027
Operating costs						
Debt and finance charges		35	71	71	71	71
Transfer to General Capital Fund				70		75
Total Direct Costs	-	35	71	141	71	146
Less: Incremental Revenue/Recovery		11		6		6
Net Cost/(Benefit)	-	24	71	135	71	140
Incremental Full Time Equivalent Positions	-	-	-	-	-	-

Class Estimate: Not applicable, as this is a scalable program

The Winnipeg Library Service supports the digital economy and fosters digital literacy by making public access computers available to all customers. Capital funds are required to upgrade and replace public access and staff personal computers and support new innovative and efficient technology applications in libraries to address the changing needs of customers and move towards consistent service levels in all facilities by:

• increasing the number of public access computers system wide;

• upgrading and replacing aging public access computers, monitors and peripheral devices;

• providing access to public training sessions using current eReader and mobile technology;

• expanding and enhancing information services through technological innovation and digitalization projects.

* N/A - No amounts have been included in the "Previous Budgets" due to this program's on-going nature.

Project Name: **Library Facility Redevelopment - West Kildonan Library**

Standing Policy Committee: Protection, Community Services and Parks

Department: Community Services
Project: 6362100422
Service: Libraries
OurWinnipeg: Social Equity

AUTHORIZATION	Previous Budgets	2022 Estimate	FORECAST 2023	2024	2025	2026	2027	Five-Year Forecast Total	Six-Year Total
Project Costs ($000's)	938	2,775	-	-	-	-	-	-	2,775
Financed by:									
Land Operating Reserve		1,304						-	1,304
Province of Manitoba Strategic Infrastructure Funding		1,471						-	1,471

CASH FLOW	2022	2023	2024	2025	2026	2027	Beyond 2027	Total
Project Costs ($000's)	2,775	-	-	-	-	-	-	2,775
Financed by:								
Land Operating Reserve	1,304							1,304
Province of Manitoba Strategic Infrastructure Funding	1,471							1,471

NET OPERATING IMPACT ($000's)	2022	2023	2024	2025	2026	2027
Operating costs						
Debt and finance charges						
Transfer to General Capital Fund						
Total Direct Costs	-	-	-	-	-	-
Less: Incremental Revenue/Recovery	61					
Net Cost/(Benefit)	(61)	-	-	-	-	-
Incremental Full Time Equivalent Positions	-	-	-	-	-	-

Class Estimate: 5

The "Library Facility Redevelopment Strategy" was adopted by Council January 29, 2013. Funds are necessary to replace and furnish modern, safe, and accessible libraries that are able to accommodate the changing needs of library users.

Total capital funding for a new West Kildonan Library of $3.713 million is based on a preliminary class 5 estimate for planning, design, construction, and interior infrastructure and is subject to change as class estimates are refined. The assumption is that West Kildonan Library will be a leased facility; therefore, estimated funding represents this assumption and will be confirmed through a market assessment and Expression of Interest in 2021. The new leased library will be located at an alternate location to better serve the Old Kildonan and Mynarski Wards.

Construction will not commence until a class 3 estimate is obtained.

Project Name: **South Winnipeg Recreation Campus: Library and Site Development**

Standing Policy Committee: Protection, Community Services and Parks

Department: Community Services
Project: 6362100526
Service: Libraries
OurWinnipeg: Social Equity

AUTHORIZATION	Previous Budgets	2022 Estimate	FORECAST 2023	2024	2025	2026	2027	Five-Year Forecast Total	Six-Year Total
Project Costs ($000's)	-	-	-	-	-	1,500	-	1,500	1,500
Financed by:									
Cash to Capital						300		300	300
Canada Community-Building Fund						1,200		1,200	1,200

CASH FLOW	2022	2023	2024	2025	2026	2027	Beyond 2027	Total
Project Costs ($000's)	-	-	-	-	1,500	-	-	1,500
Financed by:								
Cash to Capital					300			300
Canada Community-Building Fund					1,200			1,200

NET OPERATING IMPACT ($000's)	2022	2023	2024	2025	2026	2027
Operating costs						
Debt and finance charges						
Transfer to General Capital Fund					300	
Total Direct Costs	-	-	-	-	300	-
Less: Incremental Revenue/Recovery					25	
Net Cost/(Benefit)	-	-	-	-	275	-
Incremental Full Time Equivalent Positions	-	-	-	-	-	-

Class Estimate: See table below

	2022	2023	2024	2025	2026	2027
Class Estimate					**4/5**	
Authorization ($000's)						
Preliminary Design					500	
Detailed Design & Construction					1,000	

With an anticipated population of approximately 40,000 to 50,000 people once fully developed, the Waverley West area currently has no library facility. A new community library is planned as an addition to the South Winnipeg Recreation Campus building, providing an integrated, multi-purpose recreation, leisure and library destination. Funding in 2026 includes $500,000 for Preliminary Design to obtain a class 3 estimate for the library addition and $1.0 million for site development work related to the overall recreation site including athletic fields, pathways and park amenities.

Incremental operating costs cannot be estimated at this time and will be included when known.

Construction will not commence until a class 3 estimate is obtained.

Project Name: **Recreational Facility Safety, Security and Accessibility Improvements Program**

Standing Policy Committee: Protection, Community Services and Parks

Department: Community Services
Project: 6250000122
Service: Recreation
OurWinnipeg: Good Health and Well-Being

AUTHORIZATION	Previous Budgets	2022 Estimate	FORECAST 2023	2024	2025	2026	2027	Five-Year Forecast Total	Six-Year Total
Project Costs ($000's)	N/A*	125	150	279	190	308	175	1,102	1,227
Financed by:									
Cash to Capital					152	62	35	249	249
Canada Community-Building Fund				108	38	246	140	532	532
External Debt			150					150	150
Transfer from Prior Year Authorization		125		171				171	296

CASH FLOW	2022	2023	2024	2025	2026	2027	Beyond 2027	Total
Project Costs ($000's)	125	150	279	190	308	175	-	1,227
Financed by:								
Cash to Capital				152	62	35		249
Canada Community-Building Fund			108	38	246	140		532
External Debt		150						150
Transfer from Prior Year Authorization	125		171					296

NET OPERATING IMPACT ($000's)	2022	2023	2024	2025	2026	2027
Operating costs						
Debt and finance charges	7	13	13	13	13	13
Transfer to General Capital Fund				152	62	35
Total Direct Costs	7	13	13	165	75	48
Less: Incremental Revenue/Recovery	4	5	7	5	5	3
Net Cost/(Benefit)	3	8	6	160	70	45
Incremental Full Time Equivalent Positions	-	-	-	-	-	-

Class Estimate: Not applicable, as this is a scalable program

This capital program addresses workplace and public safety, health, and accessibility issues.

Recreation and aquatic facility amenities must be refurbished to meet public health and safety standards, regulations, and to enhance facilities to meet the needs of the public including:

1. Safety issues need to be addressed including upgrading lighting, installing and upgrading closed circuit television video monitoring technology, automated external defibrillator replacements at facilities and other building upgrades as required to ensure that facilities remain safe and welcoming to the community.

2. Address physical and customer service accessibility issues including washrooms, change rooms, specialty change rooms, kitchens, signage, public entranceways and installing life safety apparatus to meet the needs of persons with disabilities.

3. Upgrades and replacements to facility signage including electronic signs for promotion of services and programs.

Each year a portion of the funds will be utilized for projects within the City's aquatic facilities and recreation centres based upon established priorities.

Funding includes $296,000 rebudgeted from 2019 adopted capital programs - see Appendix 4.

* N/A - No amounts have been included in the "Previous Budgets" due to this program's on-going nature.

Project Name: **Fitness Equipment Upgrade Program**

Standing Policy Committee: Protection, Community Services and Parks

Department: Community Services
Project: 6250000222

Service: Recreation
OurWinnipeg: Good Health and Well-Being

AUTHORIZATION	Previous Budgets	2022 Estimate	FORECAST 2023	2024	2025	2026	2027	Five-Year Forecast Total	Six-Year Total
Project Costs ($000's)	N/A *	200	310	320	330	340	350	1,650	1,850
Financed by:									
Cash to Capital					66	68	70	204	204
Canada Community-Building Fund		160	178	255	264	272	280	1,249	1,409
External Debt		40						-	40
Transfer from Prior Year Authorization			132	65				197	197

CASH FLOW	2022	2023	2024	2025	2026	2027	Beyond 2027	Total
Project Costs ($000's)	200	310	320	330	340	350	-	1,850
Financed by:								
Cash to Capital				66	68	70		204
Canada Community-Building Fund	160	178	255	264	272	280		1,409
External Debt	40							40
Transfer from Prior Year Authorization		132	65					197

NET OPERATING IMPACT ($000's)	2022	2023	2024	2025	2026	2027
Operating costs						
Debt and finance charges	4	9	9	9	9	4
Transfer to General Capital Fund				66	68	70
Total Direct Costs	4	9	9	75	77	74
Less: Incremental Revenue/Recovery	3	7	5	5	6	6
Net Cost/(Benefit)	1	2	4	70	71	68
Incremental Full Time Equivalent Positions	-	-	-	-	-	-

Class Estimate: Not applicable, as this is a scalable program

Capital funding is required to replace cardio and strength based fitness equipment, on a rotating cycle, at the City's multi-use recreation and aquatic facilities, to continue to meet the program needs of patrons, and to minimize safety issues that could arise from aging fitness equipment. Life cycle renewal of fitness equipment is a key part of the department's asset management plan in order to maintain customer levels of service.

Funding includes $197,000 rebudgeted from 2019 adopted capital programs - see Appendix 4.

* N/A - No amounts have been included in the "Previous Budgets" due to this program's on-going nature.

Project Name: **Spray Pad Development - Valour Community Centre**

Standing Policy Committee: Protection, Community Services and Parks

Department: Community Services
Project: 6362700122
Service: Recreation
OurWinnipeg: Good Health and Well-Being

AUTHORIZATION	Previous Budgets	2022 Estimate	FORECAST 2023	2024	2025	2026	2027	Five-Year Forecast Total	Six-Year Total
Project Costs ($000's)	-	1,500	-	-	-	-	-	-	1,500
Financed by:									
Canada Community-Building Fund		1,400						-	1,400
External Debt		100						-	100

CASH FLOW	2022	2023	2024	2025	2026	2027	Beyond 2027	Total
Project Costs ($000's)	1,500	-	-	-	-	-	-	1,500
Financed by:								
Canada Community-Building Fund	1,400							1,400
External Debt	100							100

NET OPERATING IMPACT ($000's)	2022	2023	2024	2025	2026	2027
Operating costs						
Debt and finance charges	11	21	21	21	21	10
Transfer to General Capital Fund						
Total Direct Costs	11	21	21	21	21	10
Less: Incremental Revenue/Recovery	21					
Net Cost/(Benefit)	(10)	21	21	21	21	10
Incremental Full Time Equivalent Positions	-	-	-	-	-	-

Class Estimate: 5

On November 26, 2020, Council approved the Wading Pool Rationalization and Spray Pad Reinvestment Strategy, including the recommendations:

• That where a future spray pad addition is recommended in a ward where there are multiple wading pools within the Targeted Level of Service, that a minimum of one to a maximum of five wading pools be identified for closure in consultation with the area Councillor, based on usage, proximity, and condition of the wading pool amenity.

• That funding for closure of wading pools (where applicable) and reinvestment in alternate park amenities at those sites be included in the project budget approval for future spray pad development projects.

Funding in 2022 is required for the design and construction of a new spray pad at the Valour Community Centre - Isaac Brock site, replacing the existing aging wading pool.

Other wading pool sites within the area will be considered for closure and reinvestment in alternate park amenities, in consultation with the area Councillor and with input from the community through a public engagement process. Approved funding includes development of the new spray pad, public engagement and any applicable wading pool closures and identified reinvestments in alternate park and recreation amenities at those locations. Estimated project cost is $1.5 million. Any future incremental costs will either be funded by the area Councillor or will be brought forward to a future budget period.

No incremental operating budget requirements are anticipated due to the closing of at least two existing wading pools and the transfer of those resources to maintain and operate the new spray pad. Any potential operational savings will be confirmed in the 2023 budget once the number of wading pools closures are confirmed.

Project construction will not proceed until a class 3 estimate is obtained.

Project Name: **Spray Pad Development - Corydon Community Centre-Crescentwood**

Standing Policy Committee: Protection, Community Services and Parks

Department: Community Services
Project: 6362700222
Service: Recreation
OurWinnipeg: Good Health and Well-Being

AUTHORIZATION	Previous Budgets	2022 Estimate	FORECAST 2023	2024	2025	2026	2027	Five-Year Forecast Total	Six-Year Total
Project Costs ($000's)	-	965	-	-	-	-	-	-	965
Financed by:									
Canada Community-Building Fund		500						-	500
Land Dedication Reserve		465						-	465

CASH FLOW	2022	2023	2024	2025	2026	2027	Beyond 2027	Total
Project Costs ($000's)	965	-	-	-	-	-	-	965
Financed by:								
Canada Community-Building Fund	500							500
Land Dedication Reserve	465							465

NET OPERATING IMPACT ($000's)	2022	2023	2024	2025	2026	2027
Operating costs						
Debt and finance charges						
Transfer to General Capital Fund						
Total Direct Costs	-	-	-	-	-	-
Less: Incremental Revenue/Recovery	21					
Net Cost/(Benefit)	(21)	-	-	-	-	-
Incremental Full Time Equivalent Positions	-	-	-	-	-	-

Class Estimate: 5

On November 26, 2020, Council approved the Wading Pool Rationalization and Spray Pad Reinvestment Strategy, including the recommendations:

• That where a future spray pad addition is recommended in a ward where there are multiple wading pools within the Targeted Level of Service, that a minimum of one to a maximum of five wading pools be identified for closure in consultation with the area Councillor, based on usage, proximity, and condition of the wading pool amenity.

• That funding for closure of wading pools (where applicable) and reinvestment in alternate park amenities at those sites be included in the project budget approval for future spray pad development projects.

Funding in 2022 is required for the design and construction of a new spray pad at the Corydon Community Centre - Crescentwood site, replacing the existing aging wading pool.

Other wading pool sites within the area will be considered for closure and reinvestment in alternate park amenities, in consultation with the area Councillor and with input from the community through a public engagement process. Approved funding includes development of the new spray pad, public engagement and any applicable wading pool closures and identified reinvestments in alternate park and recreation amenities at those locations. The estimated project cost is $1.0 million. Funded by $500,000 in Canada Community-Building Funds with the remainder from the Councillor's ward funds, which include $465,000 from their Land Dedication Reserve allocation and the remainder of $35,000 to be allocated from their Community Incentive Grant Program and Parks and Recreation Enhancement Program allocations. Any future incremental costs will either be funded by the area Councillor or will be brought forward to a future budget period.

No incremental operating budget requirements are anticipated due to the closing of at least one existing wading pool and the transfer of those resources to maintain and operate the new spray pad. Any potential operational savings will be confirmed in the 2023 budget once the number of wading pools closures are confirmed.

Project construction will not proceed until a class 3 estimate is obtained.

Project Name: **Spray Pad Development - Champlain Community Centre**

Standing Policy Committee: Protection, Community Services and Parks

Department: Community Services
Project: 6362700322
Service: Recreation
OurWinnipeg: Good Health and Well-Being

AUTHORIZATION	Previous Budgets	2022 Estimate	FORECAST 2023	2024	2025	2026	2027	Five-Year Forecast Total	Six-Year Total
Project Costs ($000's)	-	643	-	-	-	-	-	-	643
Financed by:									
Canada Community-Building Fund		400						-	400
Land Dedication Reserve		243						-	243

CASH FLOW	2022	2023	2024	2025	2026	2027	Beyond 2027	Total
Project Costs ($000's)	643	-	-	-	-	-	-	643
Financed by:								
Canada Community-Building Fund	400							400
Land Dedication Reserve	243							243

NET OPERATING IMPACT ($000's)	2022	2023	2024	2025	2026	2027
Operating costs						
Debt and finance charges						
Transfer to General Capital Fund						
Total Direct Costs	-	-	-	-	-	-
Less: Incremental Revenue/Recovery	13					
Net Cost/(Benefit)	(13)	-	-	-	-	-
Incremental Full Time Equivalent Positions	-	-	-	-	-	-

Class Estimate: 5

On November 26, 2020, Council approved the Wading Pool Rationalization and Spray Pad Reinvestment Strategy, including the recommendations:

• That where a future spray pad addition is recommended in a ward where there are multiple wading pools within the Targeted Level of Service, that a minimum of one to a maximum of five wading pools be identified for closure in consultation with the area Councillor, based on usage, proximity, and condition of the wading pool amenity.

• That funding for closure of wading pools (where applicable) and reinvestment in alternate park amenities at those sites be included in the project budget approval for future spray pad development projects.

Funding in 2022 is required for the design and construction of a new spray pad at the Champlain Community Centre, replacing the existing aging wading pool.

No other wading pool closures are anticipated with this project as the only wading pool in the vicinity is Norwood Wading Pool.

The estimated project cost is $800,000. Funded by $400,000 in Canada Community-Building Funds with the remainder from the Councillor's ward funds, which include $243,000 from their Land Dedication Reserve allocation and the remainder of $157,000 to be allocated from their Community Incentive Grant Program and Parks and Recreation Enhancement Program allocations. Any future incremental costs will either be funded by the area Councillor or will be brought forward to a future budget period.

There are no net incremental operating costs incurred with replacement of a single wading pool with a new spray pad; recreation staffing costs are reduced but savings are offset with incremental increases to maintenance costs relating to spray pad operations.

Project construction will not proceed until a class 3 estimate is obtained.

Project Name: **Recreation and Library Facility Investment Strategy**

Standing Policy Committee: Protection, Community Services and Parks

Department: Community Services
Project: 6362600022

Service: Recreation
OurWinnipeg: Good Health and Well-Being

AUTHORIZATION	Previous Budgets	2022 Estimate	FORECAST 2023	2024	2025	2026	2027	Five-Year Forecast Total	Six-Year Total
Project Costs ($000's)	16,700	16,700	16,600	-	-	-	-	16,600	33,300
Financed by:									
Province of Manitoba Strategic Infrastructure Funding		16,700	16,600					16,600	33,300

CASH FLOW	2022	2023	2024	2025	2026	2027	Beyond 2027	Total
Project Costs ($000's)	16,700	16,600	-	-	-	-	-	33,300
Financed by:								
Province of Manitoba Strategic Infrastructure Funding	16,700	16,600						33,300

NET OPERATING IMPACT ($000's)	2022	2023	2024	2025	2026	2027
Operating costs						
Debt and finance charges						
Transfer to General Capital Fund						
Total Direct Costs	-	-	-	-	-	-
Less: Incremental Revenue/Recovery	100	100				
Net Cost/(Benefit)	(100)	(100)	-	-	-	-
Incremental Full Time Equivalent Positions	-	-	-	-	-	-

Class Estimate: Not applicable, as this is a scalable program

Note: all recommended projects are generally based on Class 5 estimates with appropriate contingencies for that scale of design.

On March 20, 2020, Council directed the Public Service to report back within 180 days on a new 3-year recreation and library facility investment strategy of up to $50 million, starting in 2021 to be funded from the City's anticipated annual strategic infrastructure allocation from the Province of Manitoba. To date the Province has confirmed the 2021 funding allocation. 2022 and 2023 confirmation is pending.

On November 26, 2020, Council approved the Recreation and Library Facility Investment Strategy with a program of projects and investments across the indoor pool, outdoor pool, arena, recreation centre, community centre and library portfolios that renew and redevelop facilities to improve and maintain service throughout the city.

Key principles and strategies to guide recommended investments include:

i) Address unfunded critical infrastructure needs for the City's most highly used, multi-purpose recreation facilities;

ii) Prioritization of investments using the City's asset management principles and processes;

iii) Improve and maintain neighbourhood and community facilities that support higher needs areas of the city;

iv) Complete the Library Redevelopment Strategy projects previously adopted by Council;

v) Provide a potential City contribution to an arena twinning/redevelopment process undertaken by Request for Proposals;

vi) Support grassroots planning efforts of General Council of Winnipeg Community Centres (GCWCC) to guide future community centre investment;

vii) Providing opportunities to leverage funding through community, corporate and government partnerships.

This program includes a maximum of 1 temporary FTE beginning in 2021 through 2023 to provide overall project coordination and support.

Recreation and Library Facility Investment Strategy (continued):

Recommended Project/Program ($000's)	2021	2022	2023	3-year Amount	Notes
Recreation Facility Maintenance Capital Program ($1.0 million/year)					
Indoor & Outdoor Aquatic Facilities, Arenas, Community Centres, Recreation & Leisure Centres, and Libraries	1,000	1,000	1,000	3,000	Provides dedicated funding for capital maintenance and critical renewal of recreation and library assets
Total Facility Maintenance Capital Program	**1,000**	**1,000**	**1,000**	**3,000**	
Multi-use Indoor Pool Renewal Projects					
Cindy Klassen Recreation Centre Building Renewal*	2,000			2,000	Pool tank structural repairs & building renewal
Pan Am Pool Building Renewal			6,000	6,000	
Seven Oaks Pool Building Renewal	3,500			3,500	
St. James-Assiniboia Centennial Pool Building Renewal		3,500		3,500	
Total Indoor Pools	**5,500**	**3,500**	**6,000**	**15,000**	
Recreation Centre Projects					
Old Ex Arena and Site Redevelopment*	5,900			5,900	Facility upgrades, addition and adjacent park amenity improvements
Turtle Island Neighbourhood Centre Kitchen & Building Systems*		1,800		1,800	Required accessibility & health code renewal of kitchen; building system renewal
Magnus Eliason Recreation Centre Kitchen Renewal*	300			300	Required accessibility and health code renewal of kitchen
Portage Place Community Space			2,100	2,100	
Total Recreation Centres	**6,200**	**1,800**	**2,100**	**10,100**	
Arena Projects					
City contribution to Arena Twinning request for proposal		8,000		8,000	Per 2010 Arena Strategy
Total Arenas		**8,000**		8,000	
Outdoor Aquatics Projects					
Dakota Waterplay Park Re-surfacing	400			400	New safety surfacing and deck repairs
Kildonan Park Outdoor Pool Liner			400	400	Pool liner replacement
Total Outdoor Aquatics	**400**		**400**	**800**	
Library Projects					
Millennium Library Electrical/HVAC Renewal*	1,500			1,500	Electrical service, distribution, lighting & sprinkler system
St. James & Westwood Library Renewals/Lease			4,000	4,000	Renewal / new lease options
Total Libraries	**1,500**		**4,000**	**5,500**	
Community Centre Projects					
General Council of Winnipeg Community Centres Plan 2045		300		300	Planning process to identify future community centre investment
Total Community Centres		**300**		**300**	
Unallocated					
Land Dedication Reserve	2,000	2,000	3,000	7,000	Subject to terms and conditions of the Land Dedication Reserve Fund policy
Total Land Dedication Reserve	**2,000**	**2,000**	**3,000**	**7,000**	
Administration					
Temporary FTE-Project Coordination	100	100	100	300	
Total Recreation and Library Facility Investment Strategy	**16,700**	**16,700**	**16,600**	**50,000**	

*Indicates project supporting higher needs areas

Project budgets above are notional and may be adjusted within the overall program as design and project scoping proceeds. Upon completion of approved projects, any unspent budget will be reallocated to other projects within the program based on need at that time.

Recreation and Library Facility Investment Strategy (continued):

For each approved project, up to 10% of the allocated budget be approved as a first call in the preceding budget year to facilitate project planning and design.

On November 26, 2020, Council directed that unallocated funds in the amount of $7.0 million be allocated to the Land Dedication Reserve Fund, to be distributed equally amongst each of the 15 electoral wards over three years and that the use of the funds be subject to the terms and conditions of the Land Dedication Reserve Fund policy.

On December 16, 2020, Council authorized a first charge of up to $300,000 in 2021 or prior to the adoption of the 2022 capital budget for the Recreation and Library Facility Investment Strategy - Land Dedication Reserve Fund allocation.

With the adoption of the 2022 Capital Budget, Council authorizes a first charge of up to $600,000 in 2023 or prior to the adoption of the 2023 capital budget for the Recreation and Library Facility Investment Strategy - Land Dedication Reserve Fund allocation.

Construction will not proceed on any individual project until a class 3 estimate is obtained.

The $300,000 forecasted in the 2022 Budget for the GCWCC Plan 2045 will be flowed to GCWCC as a grant through a funding agreement.

Project Name: **East of the Red RecPlex**

Standing Policy Committee: Protection, Community Services and Parks

Department: Community Services
Project: 6362500825

Service: Recreation
OurWinnipeg: Good Health and Well-Being

AUTHORIZATION	Previous Budgets	2022 Estimate	FORECAST 2023	2024	2025	2026	2027	Five-Year Forecast Total	Six-Year Total
Project Costs ($000's)	-	-	-	-	1,000	-	-	1,000	1,000
Financed by:									
Cash to Capital					1,000			1,000	1,000

CASH FLOW	2022	2023	2024	2025	2026	2027	Beyond 2027	Total
Project Costs ($000's)	-	-	-	1,000	-	-	-	1,000
Financed by:								
Cash to Capital				1,000				1,000

NET OPERATING IMPACT ($000's)	2022	2023	2024	2025	2026	2027
Operating costs						
Debt and finance charges						
Transfer to General Capital Fund				1,000		
Total Direct Costs	-	-	-	1,000	-	-
Less: Incremental Revenue/Recovery				33		
Net Cost/(Benefit)	-	-	-	967	-	-
Incremental Full Time Equivalent Positions	-	-	-	-	-	-

Class Estimate: 5

Capital funding is required to develop a regional recreation and aquatic facility that would include a leisure pool, lane swim tank, indoor track, fitness areas, gymnasium and multi-purpose rooms all attached to the newly constructed Transcona Library at the former 1500 Plessis site.

The existing Transcona Centennial Indoor Pool and other facilities in the area are near the end of their service life and are in need of significant investment or replacement. These buildings also do not currently meet accessibility standards and service expectations. The proposed new facility would provide a state of the art, energy-efficient public amenity, while allowing for the decommissioning of existing, aging assets. In addition, northeast Winnipeg has experienced significant growth and currently lacks adequate City-owned recreation space to provide Leisure Guide or drop-in recreation/leisure programming. The proposed facility will provide the multi-purpose and gymnasium space to meet these service needs.

Funding in 2025 is for public engagement, project planning and preliminary design to develop a class 3 cost estimate to inform capital budget requirements. Project construction will not proceed until a class 3 estimate is obtained.

Incremental operating costs cannot be estimated at this time and will be included when known.

Project Name: **Southeast Winnipeg New Community Centre and Library**

Standing Policy Committee: Protection, Community Services and Parks

Department: Community Services
Project: 6362500926

Service: Recreation
OurWinnipeg: Good Health and Well-Being

AUTHORIZATION	Previous Budgets	2022 Estimate	FORECAST 2023	2024	2025	2026	2027	Five-Year Forecast Total	Six-Year Total
Project Costs ($000's)	-	-	-	-	-	382	-	382	382
Financed by:									
Cash to Capital						77		77	77
Canada Community-Building Fund						305		305	305

CASH FLOW	2022	2023	2024	2025	2026	2027	Beyond 2027	Total
Project Costs ($000's)	-	-	-	-	382	-	-	382
Financed by:								
Cash to Capital					77			77
Canada Community-Building Fund					305			305

NET OPERATING IMPACT ($000's)	2022	2023	2024	2025	2026	2027
Operating costs						
Debt and finance charges						
Transfer to General Capital Fund					77	
Total Direct Costs	-	-	-	-	77	-
Less: Incremental Revenue/Recovery					6	
Net Cost/(Benefit)	-	-	-	-	71	-
Incremental Full Time Equivalent Positions	-	-	-	-	-	-

Class Estimate: 5

The City is experiencing significant population growth in the southeast region, including new neighbourhoods of Sage Creek and Bonavista as well as established areas of Island Lakes and Royalwood. Service requirements include the need for multi-purpose recreation space, gymnasium space, and a library to serve this growing community. The General Council of Winnipeg Community Centres Plan 2025 also identified the need to build a new recreation facility somewhere in the south-east corner of the city to accommodate the residential expansion associated with these same areas. Through the Neighbourhood Area Structure Plan for Precinct 'K', an approximately 11 acre site in the Bonavista neighbourhood has been acquired by the City which could be a potential site for the recreation/community centre. A site for the library has yet to be determined.

Funding in 2026 is for a feasibility study and market analysis to confirm development options, as well as public and stakeholder engagement to confirm project scope and priorities.

Incremental operating costs for both the community centre and library cannot be estimated at this time and will be included when known.

Project Name: **Freight House Outdoor Pool Redevelopment**

Standing Policy Committee: Protection, Community Services and Parks

Department: Community Services
Project: 6362400527

Service: Recreation
OurWinnipeg: Good Health and Well-Being

AUTHORIZATION	Previous Budgets	2022 Estimate	FORECAST 2023	2024	2025	2026	2027	Five-Year Forecast Total	Six-Year Total
Project Costs ($000's)	N/A*	-	-	-	-	-	1,623	1,623	1,623
Financed by:									
Cash to Capital							381	381	381
Canada Community-Building Fund							1,242	1,242	1,242

CASH FLOW	2022	2023	2024	2025	2026	2027	Beyond 2027	Total
Project Costs ($000's)	-	-	-	-	-	1,623	-	1,623
Financed by:								
Cash to Capital						381		381
Canada Community-Building Fund						1,242		1,242

NET OPERATING IMPACT ($000's)	2022	2023	2024	2025	2026	2027
Operating costs						
Debt and finance charges						
Transfer to General Capital Fund						381
Total Direct Costs	-	-	-	-	-	381
Less: Incremental Revenue/Recovery						28
Net Cost/(Benefit)	-	-	-	-	-	353
Incremental Full Time Equivalent Positions	-	-	-	-	-	-

Class Estimate: 5

Capital funding in the amount of $1.623 million in 2027 is required for preliminary design to obtain class 3 estimates for the replacement of Freight House Outdoor Pool. Total capital cost is currently estimated in the $5 million to $6 million range, and the potential to partner with other levels of government is anticipated.

The existing outdoor pool at this site is in poor condition, does not meet current accessibility standards nor provide adequate play value and amenities to serve this community experiencing higher levels of poverty. The new pool will include contemporary pool features such as an accessible pool access ramp, slides, spray features, shaded seating areas, diving board(s) and a new pool change/washroom and mechanical system building.

Project construction will not proceed until a class 3 estimate is obtained.

Incremental operating costs cannot be estimated at this time and will be included when known.

Project Name: **Technology Advancement Program**

Standing Policy Committee: Protection, Community Services and Parks

Department: Community Services
Project: 6262000122

Service: Recreation
OurWinnipeg: Good Health and Well-Being

AUTHORIZATION	Previous Budgets	2022 Estimate	FORECAST 2023	2024	2025	2026	2027	Five-Year Forecast Total	Six-Year Total
Project Costs ($000's)	N/A *	100	-	310	-	300	150	760	860
Financed by:									
Cash to Capital				310		300	150	760	760
External Debt		95						-	95
Transfer from Prior Year Authorization		5						-	5

CASH FLOW	2022	2023	2024	2025	2026	2027	Beyond 2027	Total
Project Costs ($000's)	100	-	310	-	300	150	-	860
Financed by:								
Cash to Capital			310		300	150		760
External Debt	95							95
Transfer from Prior Year Authorization	5							5

NET OPERATING IMPACT ($000's)	2022	2023	2024	2025	2026	2027
Operating costs						
Debt and finance charges	10	20	20	20	20	9
Transfer to General Capital Fund			310		300	150
Total Direct Costs	10	20	330	20	320	159
Less: Incremental Revenue/Recovery	3		10		10	5
Net Cost/(Benefit)	7	20	320	20	310	154
Incremental Full Time Equivalent Positions	-	-	-	-	-	-

Class Estimate: Not applicable, as this is a scalable program

Capital funding is required for technological initiatives, which allow Community Services to upgrade existing information technology systems and introduce new / innovative technologies. The projects will incorporate technology that will allow increased efficiencies and reliability, and improve service delivery by being more responsive to customers. The funding will be used for hardware, software, and consulting services.

Projects for 2022 may include but are not limited to:

1. Staff Scheduling System to enable enhanced scheduling efficiency of staff at facilities.

2. Facility Utilization Data Collection System for various sites and review of possible pilot sites, including indoor and outdoor pools.

3. Continuation of the Advertising Program which includes the implementation of digital displays signage at Community Services facilities.

4. Electronic reader outdoor signage for multi-use recreation and aquatic facilities.

5. Charging Stations for several indoor pool and recreation facilities.

6. Miscellaneous upgrades including the purchasing and installation of projectors, mobile software, etc.

Included in 2022 is $5,000 rebudgeted from the adopted 2019 capital programs - see Appendix 4.

* N/A - No amounts have been included in the "Previous Budgets" due to this program's on-going nature.

Project Name: **Community Centre Renovation Grant Program (CCRGP)**

Standing Policy Committee: Protection, Community Services and Parks

Department: Community Services
Project: 6252000122

Service: Recreation
OurWinnipeg: Good Health and Well-Being

AUTHORIZATION	Previous Budgets	2022 Estimate	FORECAST 2023	2024	2025	2026	2027	Five-Year Forecast Total	Six-Year Total
Project Costs ($000's)	N/A*	2,000	2,000	965	965	965	965	5,860	7,860
Financed by:									
Financial Stabilization Reserve		1,035	1,035					1,035	2,070
Land Operating Reserve		965	965	965	965	965	965	4,825	5,790

CASH FLOW	2022	2023	2024	2025	2026	2027	Beyond 2027	Total
Project Costs ($000's)	2,000	2,000	965	965	965	965	-	7,860
Financed by:								
Financial Stabilization Reserve	1,035	1,035						2,070
Land Operating Reserve	965	965	965	965	965	965		5,790

NET OPERATING IMPACT ($000's)	2022	2023	2024	2025	2026	2027
Operating costs						
Debt and finance charges						
Transfer to General Capital Fund						
Total Direct Costs	-	-	-	-	-	-
Less: Incremental Revenue/Recovery						
Net Cost/(Benefit)	-	-	-	-	-	-
Incremental Full Time Equivalent Positions	-	-	-	-	-	-

Class Estimate: Not applicable

The Community Centre Renovation Grant Program (CCRGP), approved in February 2012, is to provide up to $965,000 in dedicated funding to renovation projects for City-owned, board-run community centres in order to maintain and/or improve community centre infrastructure. On March 20, 2019, Council approved an increase to the program with an annual transfer of $1.035 million starting in 2019 up to 2023. The program is open to all General Council of Winnipeg Community Centres (GCWCC) in Winnipeg, is subject to an application process with two intake periods per year, project evaluation completed by a joint committee of GCWCC and the City, with maximum City contributions to each project of $100,000 per project, subject to the grant program criteria.

Annually, up to $965,000 is funded by the Land Operating Reserve. Transfers from the Land Operating Reserve (not to exceed $1.2 million in aggregate) to the General Revenue Fund ($235,000 for GCWCC programming grant) and General Capital Fund ($965,000 for this CCRGP) are to be equal to 15% of the aggregate of gross land sales and the City's proportionate share of land sales derived from government business partnerships for the fiscal year two years prior to the budget year under consideration (e.g. transfer amounts for the 2022 budget year are based on 15% of the aggregate of actual gross land sales and the City's proportionate share of land sales derived from government business partnerships from 2020).

If actual gross land sales and the City's proportionate share of land sales derived from government business partnerships are less than the amount to achieve the maximum $1.2 million aggregate amount (i.e. $235,000 programming grant + $965,000 for the CCRGP) for this program, the transfer to the General Revenue Fund of up to $235,000 is made first with the residual balance, if any, transferred to the General Capital Fund for the CCRGP.

An additional $1.035 million per year is provided for the program for five years, beginning in 2019 and is funded from the Financial Stabilization Reserve.

Operating expenses for 1 temporary full-time equivalent, beginning in 2020 through to 2023, are required to administer the expanded program and will be fully recovered through the CCRGP capital.

As this is a capital grant program, it is exempt from interest and administrative overhead capital charges.

* N/A - No amounts have been included in the "Previous Budgets" due to this program's on-going nature.

Project Name: **Community Incentive Grant Program (CIGP)**

Standing Policy Committee: Protection, Community Services and Parks

Department: Community Services
Project: 6251000122

Service: Community Liveability
OurWinnipeg: Good Health and Well-Being

AUTHORIZATION	Previous Budgets	2022 Estimate	FORECAST 2023	2024	2025	2026	2027	Five-Year Forecast Total	Six-Year Total
Project Costs ($000's)	N/A*	1,000	-	-	-	-	-	-	1,000
Financed by:									
External Debt		1,000						-	1,000

CASH FLOW	2022	2023	2024	2025	2026	2027	Beyond 2027	Total
Project Costs ($000's)	1,000	-	-	-	-	-	-	1,000
Financed by:								
External Debt	1,000							1,000

NET OPERATING IMPACT ($000's)	2022	2023	2024	2025	2026	2027
Operating costs						
Debt and finance charges	36	58	58	58	58	58
Transfer to General Capital Fund						
Total Direct Costs	36	58	58	58	58	58
Less: Incremental Revenue/Recovery						
Net Cost/(Benefit)	36	58	58	58	58	58
Incremental Full Time Equivalent Positions	-	-	-	-	-	-

Class Estimate: Not applicable

The Community Incentive Grant Program (CIGP), established by Council on March 6, 1985, was designed to encourage non-profit community recreation and sport organizations to undertake capital projects which would result in long-term benefits to the community at large in terms of improved service and facilities.

Community committees are the delegated authority to allocate CIGP funding.

Operating expenses for 1 full-time equivalent Community Development Worker is budgeted in the operating budget and recovered through the CIGP capital for direct costs to administer the program.

As this is a capital grant program, it is exempt from interest and administrative overhead capital charges.

* N/A - No amounts have been included in the "Previous Budgets" due to this program's on-going nature.

Project Name: **Assiniboine Park Conservancy (APC) - Infrastructure and Sustainability**

Standing Policy Committee: Protection, Community Services and Parks

Department: Community Services
Project: 6200000122
Service: Arts, Entertainment and Culture
OurWinnipeg: Good Health and Well-Being

AUTHORIZATION	Previous Budgets	2022 Estimate	FORECAST 2023	2024	2025	2026	2027	Five-Year Forecast Total	Six-Year Total
Project Costs ($000's)	N/A*	5,400	5,400	5,400	5,400	5,400	5,400	27,000	32,400
Financed by:									
Cash to Capital				610	1,396	920	920	3,846	3,846
Canada Community-Building Fund		1,000		1,080	604	1,080	1,080	3,844	4,844
Province of Manitoba Strategic Infrastructure Funding		3,400	3,400					3,400	6,800
External Debt		1,000	1,683	3,400	3,400	3,400	3,400	15,283	16,283
Transfer from Prior Year Authorization			317	310				627	627

CASH FLOW	2022	2023	2024	2025	2026	2027	Beyond 2027	Total
Project Costs ($000's)	5,400	5,400	5,400	5,400	5,400	5,400	-	32,400
Financed by:								
Cash to Capital			610	1,396	920	920		3,846
Canada Community-Building Fund	1,000		1,080	604	1,080	1,080		4,844
Province of Manitoba Strategic Infrastructure Funding	3,400	3,400						6,800
External Debt	1,000	1,683	3,400	3,400	3,400	3,400		16,283
Transfer from Prior Year Authorization		317	310					627

NET OPERATING IMPACT ($000's)	2022	2023	2024	2025	2026	2027
Operating costs						
Debt and finance charges	36	123	303	542	799	1,072
Transfer to General Capital Fund			610	1,396	920	920
Total Direct Costs	36	123	913	1,938	1,719	1,992
Less: Incremental Revenue/Recovery						
Net Cost/(Benefit)	36	123	913	1,938	1,719	1,992
Incremental Full Time Equivalent Positions	-	-	-	-	-	-

Class Estimate: Not applicable

These capital dollars represent the City's ongoing commitment to Assiniboine Park building repairs, upgrades and park improvements.

The first year of funding for this capital grant was 2010 with $5.123 million provided each year from 2010 to 2019 and $5.1 million in 2021. The redetermination process for the grant was completed in 2020 and funding has been included at $5.4 million from 2022 - 2027.

The capital grant authorized through this capital budget is subject to redetermination next planned for 2024.

The release of capital funds is subject to annual explanation and submission from APC of projected cash flow needs, to the Public Service.

Funding includes $627,000 rebudgeted from 2019 adopted capital programs - see Appendix 4.

As this is a capital grant program, it is exempt from interest and administrative overhead capital charges.

* N/A - No amounts have been included in the "Previous Budgets" due to this program's on-going nature.

Project Name: **East District Police Station**

Board: Winnipeg Police Board

Department: Winnipeg Police Service
Project: 6331002822

Service: Police Response
OurWinnipeg: Economic Prosperity

AUTHORIZATION	Previous Budgets	2022 Estimate	FORECAST 2023	2024	2025	2026	2027	Five-Year Forecast Total	Six-Year Total
Project Costs ($000's)	14,981	-	-	-	-	-	-	-	-
Financed by:									
Cash to Capital		1,056	1,089	1,155	1,155	1,155	1,155	5,709	6,765
Public Private Partnership Lease Payments		(1,056)	(1,089)	(1,155)	(1,155)	(1,155)	(1,155)	(5,709)	(6,765)

CASH FLOW	2022	2023	2024	2025	2026	2027	Beyond 2027	Total
Project Costs ($000's)	1,056	1,089	1,155	1,155	1,155	1,155	13,640	20,405
Financed by:								
Cash to Capital	1,056	1,089	1,155	1,155	1,155	1,155	13,640	20,405

NET OPERATING IMPACT ($000's)	2022	2023	2024	2025	2026	2027
Operating costs						
Debt and finance charges						
Transfer to General Capital Fund	1,056	1,089	1,155	1,155	1,155	1,155
Total Direct Costs	1,056	1,089	1,155	1,155	1,155	1,155
Less: Incremental Revenue/Recovery						
Net Cost/(Benefit)	1,056	1,089	1,155	1,155	1,155	1,155
Incremental Full Time Equivalent Positions	-	-	-	-	-	-

Class Estimate: Not applicable

On July 18, 2007, Council approved the award of a public private partnership (P3) contract for the development and operation of the East District Police Station based on a 30-year lease term. Occupancy date was in September 2008.

The above annual cash flow estimates include the authorization for the lease payments to be incurred and charged to the project in the General Capital Fund. They include technical maintenance, but not utility and other operating maintenance expenses.

As financing and administration costs are implicit in the lease payments, this capital project is exempt from the administration and short-term financing charge.

On March 22, 2016, Council authorized a first charge of up to 30% of the annual lease payments prior to the adoption of the annual capital budget, in the event the capital budget is adopted after December 31, in order to facilitate payments on the P3 contract.

In accordance with Bylaw 8164/2002, where the City's capital budget has not been adopted before January 1 of the year to which the budget is applicable, the Chief Administrative Officer is authorized, before the adoption of the capital budget, to approve expenditures not exceeding 30% of the amount the City of Winnipeg is contractually obligated to pay annually in respect of Public-Private Partnerships, as a first charge against the General Capital Fund.

Project Name: **Computer Assisted Dispatch Upgrade**

Board: Winnipeg Police Board

Department: Winnipeg Police Service
Project: 2204700023

Service: Police Response
OurWinnipeg: Good Health and Well-Being

AUTHORIZATION	Previous Budgets	2022 Estimate	FORECAST 2023	2024	2025	2026	2027	Five-Year Forecast Total	Six-Year Total
Project Costs ($000's)	575	-	375	-	-	410	-	785	785
Financed by:									
Cash to Capital						410		410	410
External Debt			375					375	375

CASH FLOW	2022	2023	2024	2025	2026	2027	Beyond 2027	Total
Project Costs ($000's)	-	375	-	-	410	-	-	785
Financed by:								
Cash to Capital					410			410
External Debt		375						375

NET OPERATING IMPACT ($000's)	2022	2023	2024	2025	2026	2027
Operating costs						
Debt and finance charges		40	82	82	82	82
Transfer to General Capital Fund					410	
Total Direct Costs	-	40	82	82	492	82
Less: Incremental Revenue/Recovery		12			13	
Net Cost/(Benefit)	-	28	82	82	479	82
Incremental Full Time Equivalent Positions	-	-	-	-	-	-

Class Estimate: 3

This project is directly related to the Federal regulations governing Public Safety Answering Point (PSAP) providers.

The Winnipeg Police Service's Computer Aided Dispatch (CAD) System is evergreened on a five-year cycle. The CAD system enables the Service to manage and dispatch emergency calls. The current system is a hybrid of digital and analogue technologies that requires phased upgrades to interface with the all-digital Next Generation 911 system.

Project Name: **911 Software Renewal (formerly 911 Renewal)**

Board: Winnipeg Police Board

Department: Winnipeg Police Service
Project: 2200100026

Service: Police Response
OurWinnipeg: Good Health and Well-Being

AUTHORIZATION	Previous Budgets	2022 Estimate	FORECAST 2023	2024	2025	2026	2027	Five-Year Forecast Total	Six-Year Total
Project Costs ($000's)	-	-	-	-	-	2,151	-	2,151	2,151
Financed by:									
Cash to Capital						2,151		2,151	2,151

CASH FLOW	2022	2023	2024	2025	2026	2027	Beyond 2027	Total
Project Costs ($000's)	-	-	-	-	2,151	-	-	2,151
Financed by:								
Cash to Capital					2,151			2,151

NET OPERATING IMPACT ($000's)	2022	2023	2024	2025	2026	2027
Operating costs						
Debt and finance charges						
Transfer to General Capital Fund					2,151	
Total Direct Costs	-	-	-	-	2,151	-
Less: Incremental Revenue/Recovery					70	
Net Cost/(Benefit)	-	-	-	-	2,081	-
Incremental Full Time Equivalent Positions	-	-	-	-	-	-

Class Estimate: 5

This project is directly related to the Federal regulations governing Public Safety Answering Point (PSAP) providers.

Winnipeg Police Service (WPS) Communications Centre has been the PSAP for Winnipeg since 1959. Call Takers handle approximately 1,350 calls per day from the public, which includes both 9-1-1 emergency and non-emergency calls.

9-1-1 software renewals will provide reliable support for the latest telephony and 9-1-1 systems with provisions for both video/texting and other technological advancements. Project scope will include upgrades to the Public Safety grade internet protocol network. The system will be renewed on a five-year cycle.

Project Name: **911 Hardware Renewal**

Board: Winnipeg Police Board

Department: Winnipeg Police Service
Project: 2200100027

Service: Police Response
OurWinnipeg: Good Health and Well-Being

AUTHORIZATION	Previous Budgets	2022 Estimate	FORECAST 2023	2024	2025	2026	2027	Five-Year Forecast Total	Six-Year Total
Project Costs ($000's)	-	-	-	-	-	-	309	309	309
Financed by:									
Cash to Capital							309	309	309

CASH FLOW	2022	2023	2024	2025	2026	2027	Beyond 2027	Total
Project Costs ($000's)	-	-	-	-	-	309	-	309
Financed by:								
Cash to Capital						309		309

NET OPERATING IMPACT ($000's)	2022	2023	2024	2025	2026	2027
Operating costs						
Debt and finance charges						
Transfer to General Capital Fund						309
Total Direct Costs	-	-	-	-	-	309
Less: Incremental Revenue/Recovery						10
Net Cost/(Benefit)	-	-	-	-	-	299
Incremental Full Time Equivalent Positions	-	-	-	-	-	-

Class Estimate: 5

This project is directly related to the Federal regulations governing Public Safety Answering Point (PSAP) providers.

The Winnipeg Police Service 9-1-1 Communications Centre currently uses a hosted computer telephone integration software platform for 9-1-1 and Police non-emergency call handling for the City of Winnipeg.

To maintain the integrity and functionality of the call handling equipment, this system requires the use of proprietary or certified computer hardware.

When the computer hardware becomes out of date and/or obsolete, appropriate security measures cannot be implemented. Further, the operating system requires computer hardware that can support upgrades to the latest versions. This cannot be done on obsolete equipment, causing vulnerabilities and security concerns to the 9-1-1 platform.

The call handling software, currently Motorola Vesta, cannot be deployed to its full potential with version or functionality upgrades on non-supported or out of date computer hardware. With the implementation of Next Generation 9-1-1 (moving 9-1-1 call flow to an Internet Protocol platform) anticipated in this five-year timeframe, there will be an increase in data flow on the call handling equipment. This includes the ability for text, pictures and videos on the 9-1-1 network. The 9-1-1 Communications Centre will require up to date, secure equipment to handle the 9-1-1 data flow for the City of Winnipeg.

• Maintain up to date operating systems, providing sufficient and robust functionality and security

• Support cybersecurity best practice in a 9-1-1 communications centre setting

• Allow for call handling system upgrades as they become available

• Implementation of functionality on the call handling platform including additional data flows from multimedia sources

Project Name: **Communication Sites Upgrade - Media Logger**

Board: Winnipeg Police Board

Department: Winnipeg Police Service
Project: 2205700022

Service: Police Response
OurWinnipeg: Good Health and Well-Being

AUTHORIZATION	Previous Budgets	2022 Estimate	FORECAST 2023	2024	2025	2026	2027	Five-Year Forecast Total	Six-Year Total
Project Costs ($000's)	-	1,453	-	-	-	-	1,736	1,736	3,189
Financed by:									
Cash to Capital							1,736	1,736	1,736
Internal Financing		1,453						-	1,453

CASH FLOW	2022	2023	2024	2025	2026	2027	Beyond 2027	Total
Project Costs ($000's)	1,453	-	-	-	-	1,736	-	3,189
Financed by:								
Cash to Capital						1,736		1,736
Internal Financing	1,453							1,453

NET OPERATING IMPACT ($000's)	2022	2023	2024	2025	2026	2027
Operating costs						
Debt and finance charges	156	316	316	316	316	140
Transfer to General Capital Fund						1,736
Total Direct Costs	156	316	316	316	316	1,876
Less: Incremental Revenue/Recovery	47					56
Net Cost/(Benefit)	109	316	316	316	316	1,820
Incremental Full Time Equivalent Positions	-	-	-	-	-	-

Class Estimate: 3

This project is directly related to the Federal regulations governing Public Safety Answering Point (PSAP) providers.

Funding will upgrade media loggers and related Next Gen 9-1-1 equipment at the 9-1-1 Communications Centre and backup site. The loggers are evergreened on a five-year plan to ensure operations of the main and back-up sites comply with PSAP legislation timelines for bringing systems back online.

On December 16, 2020, Council authorized a first charge of $1,453,000 in 2021 or prior to the adoption of the 2022 capital budget to coordinate the logger service date with Next Generation 911 delivery.

Project Name: **Technology Upgrades - Information Systems**

Board: Winnipeg Police Board

Department: Winnipeg Police Service
Project: 2203200024

Service: Police Response
OurWinnipeg: Leadership and Good Governance

AUTHORIZATION	Previous Budgets	2022 Estimate	FORECAST 2023	2024	2025	2026	2027	Five-Year Forecast Total	Six-Year Total
Project Costs ($000's)	1,200	-	-	1,325	112	-	-	1,437	1,437
Financed by:									
Cash to Capital				1,325	112			1,437	1,437

CASH FLOW	2022	2023	2024	2025	2026	2027	Beyond 2027	Total
Project Costs ($000's)	-	-	1,325	112	-	-	-	1,437
Financed by:								
Cash to Capital			1,325	112				1,437

NET OPERATING IMPACT ($000's)	2022	2023	2024	2025	2026	2027
Operating costs						
Debt and finance charges						
Transfer to General Capital Fund			1,325	112		
Total Direct Costs	-	-	1,325	112	-	-
Less: Incremental Revenue/Recovery			43	4		
Net Cost/(Benefit)	-	-	1,282	108	-	-
Incremental Full Time Equivalent Positions	-	-	-	-	-	-

Class Estimate: 4

Technological changes in information systems requires upgrading and evergreening. Systems include core switches, firewalls, network storage, and business continuity infrastructure to support current level of service.

Components will be renewed on a five-year cycle.

Project Name: **Building Security System Evergreening**

Board: Winnipeg Police Board

Department: Winnipeg Police Service
Project: 2200100023

Service: Police Response
OurWinnipeg: Leadership and Good Governance

AUTHORIZATION	Previous Budgets	2022 Estimate	FORECAST 2023	2024	2025	2026	2027	Five-Year Forecast Total	Six-Year Total
Project Costs ($000's)	-	-	159	-	-	-	421	580	580
Financed by:									
Cash to Capital							421	421	421
External Debt			159					159	159

CASH FLOW	2022	2023	2024	2025	2026	2027	Beyond 2027	Total
Project Costs ($000's)	-	159	-	-	-	421	-	580
Financed by:								
Cash to Capital						421		421
External Debt		159						159

NET OPERATING IMPACT ($000's)	2022	2023	2024	2025	2026	2027
Operating costs						
Debt and finance charges		17	35	35	35	35
Transfer to General Capital Fund						421
Total Direct Costs	-	17	35	35	35	456
Less: Incremental Revenue/Recovery		5				13
Net Cost/(Benefit)	-	12	35	35	35	443
Incremental Full Time Equivalent Positions	-	-	-	-	-	-

Class Estimate: 5

Evergreening project to replace equipment, supporting facility security systems, to ensure that the building security information technology hardware and software are stable, current, and run without failure. Systems include card access, video management system, key management, intercom and paging system hardware for all Winnipeg Police Service facilities.

Project Name: **Communication Sites - Radio Consoles/Batteries**

Board: Winnipeg Police Board

Department: Winnipeg Police Service
Project: 2206200024

Service: Police Response
OurWinnipeg: Good Health and Well-Being

AUTHORIZATION	Previous Budgets	2022 Estimate	FORECAST 2023	2024	2025	2026	2027	Five-Year Forecast Total	Six-Year Total
Project Costs ($000's)	-	-	-	575	-	-	-	575	575
Financed by:									
Cash to Capital				575				575	575

CASH FLOW	2022	2023	2024	2025	2026	2027	Beyond 2027	Total
Project Costs ($000's)	-	-	575	-	-	-	-	575
Financed by:								
Cash to Capital			575					575

NET OPERATING IMPACT ($000's)	2022	2023	2024	2025	2026	2027
Operating costs						
Debt and finance charges						
Transfer to General Capital Fund			575			
Total Direct Costs	-	-	575	-	-	-
Less: Incremental Revenue/Recovery			19			
Net Cost/(Benefit)	-	-	556	-	-	-
Incremental Full Time Equivalent Positions	-	-	-	-	-	-

Class Estimate: 5

This project will replace time expired radio consoles and batteries at the 9-1-1 communication centre and backup site. The radio consoles are evergreened on a five-year plan to ensure operations of the main and back-up sites comply with Public Safety Answering Point legislation timelines for bringing systems back online.

Project Name: **Police Headquarters Information System Upgrades**

Board: Winnipeg Police Board

Department: Winnipeg Police Service
Project: 2204900026

Service: Police Response
OurWinnipeg: Leadership and Good Governance

AUTHORIZATION	Previous Budgets	2022 Estimate	FORECAST 2023	2024	2025	2026	2027	Five-Year Forecast Total	Six-Year Total
Project Costs ($000's)	2,100	-	-	-	-	2,435	-	2,435	2,435
Financed by:									
Internal Financing						2,435		2,435	2,435

CASH FLOW	2022	2023	2024	2025	2026	2027	Beyond 2027	Total
Project Costs ($000's)	-	-	-	-	2,435	-	-	2,435
Financed by:								
Internal Financing					2,435			2,435

NET OPERATING IMPACT ($000's)	2022	2023	2024	2025	2026	2027
Operating costs						
Debt and finance charges					262	530
Transfer to General Capital Fund						
Total Direct Costs	-	-	-	-	262	530
Less: Incremental Revenue/Recovery					79	
Net Cost/(Benefit)	-	-	-	-	183	530
Incremental Full Time Equivalent Positions	-	-	-	-	-	-

Class Estimate: 4

This evergreening initiative is to upgrade and replace time expired information system equipment for the centralized server, networking, backup and security hardware. The hardware supports department-wide information systems to maintain current levels of response.

Project Name: **Flight Operations Overhaul**

Board: Winnipeg Police Board

Department: Winnipeg Police Service
Project: 2205200022

Service: Police Response
OurWinnipeg: Leadership and Good Governance

AUTHORIZATION	Previous Budgets	2022 Estimate	FORECAST 2023	2024	2025	2026	2027	Five-Year Forecast Total	Six-Year Total
Project Costs ($000's)	-	602	-	-	-	-	-	-	602
Financed by:									
Internal Financing		602						-	602

CASH FLOW	2022	2023	2024	2025	2026	2027	Beyond 2027	Total
Project Costs ($000's)	602	-	-	-	-	-	-	602
Financed by:								
Internal Financing	602							602

NET OPERATING IMPACT ($000's)	2022	2023	2024	2025	2026	2027
Operating costs						
Debt and finance charges	65	131	131	131	131	58
Transfer to General Capital Fund						
Total Direct Costs	65	131	131	131	131	58
Less: Incremental Revenue/Recovery	20					
Net Cost/(Benefit)	45	131	131	131	131	58
Incremental Full Time Equivalent Positions	-	-	-	-	-	-

Class Estimate: 3

The helicopter (AIR1) will require an overhaul as part of the scheduled 12,000 hour inspection as dictated by the Canadian Aviation Regulations. This is a restoration process that includes the disassembly, inspection, repair or replacement of parts, reassembly, adjustment, refinishing, and testing of AIR1 and ensures that the helicopter is in complete conformity with the service tolerances specified for continued airworthiness.

On December 16, 2020, Council authorized a first charge of $602,000 in 2021 or prior to the adoption of the 2022 capital budget to facilitate the timely delivery of the overhaul.

Project Name: **In Car Computing**

Board: Winnipeg Police Board

Department: Winnipeg Police Service
Project: 2203700025

Service: Police Response
OurWinnipeg: Leadership and Good Governance

AUTHORIZATION	Previous Budgets	2022 Estimate	FORECAST 2023	2024	2025	2026	2027	Five-Year Forecast Total	Six-Year Total
Project Costs ($000's)	1,500	-	-	-	1,736	1,544	-	3,280	3,280
Financed by:									
Cash to Capital					1,736	1,544		3,280	3,280

CASH FLOW	2022	2023	2024	2025	2026	2027	Beyond 2027	Total
Project Costs ($000's)	-	-	-	1,736	1,544	-	-	3,280
Financed by:								
Cash to Capital				1,736	1,544			3,280

NET OPERATING IMPACT ($000's)	2022	2023	2024	2025	2026	2027
Operating costs						
Debt and finance charges						
Transfer to General Capital Fund				1,736	1,544	
Total Direct Costs	-	-	-	1,736	1,544	-
Less: Incremental Revenue/Recovery				56	50	
Net Cost/(Benefit)	-	-	-	1,680	1,494	-
Incremental Full Time Equivalent Positions	-	-	-	-	-	-

Class Estimate: 4

The mobile computing technology in Police Service vehicles must be evergreened every five years due to the obsolescence of this equipment and the harsh environment to which they are subjected. Currently 235 vehicles require mobile computing devices plus a small contingency for spare devices. This includes the evergreening of laptops/tablets and keyboards, docks, modems, antennae, mounting equipment and associated cabling necessary to maintain connectivity with Winnipeg Police Service Public Safety systems. Ergonomically placed computing devices in vehicles are critical for prevention of injuries to police officers.

This project is estimated in US dollars and converted to Canadian currency.

Project Name: **Flight Operations - Forward Looking Infra-Red (FLIR) Equipment**

Board: Winnipeg Police Board

Department: Winnipeg Police Service
Project: 2205300022

Service: Police Response
OurWinnipeg: Leadership and Good Governance

AUTHORIZATION	Previous Budgets	2022 Estimate	FORECAST 2023	2024	2025	2026	2027	Five-Year Forecast Total	Six-Year Total
Project Costs ($000's)	-	792	-	-	-	-	-	-	792
Financed by:									
Internal Financing		792						-	792

CASH FLOW	2022	2023	2024	2025	2026	2027	Beyond 2027	Total
Project Costs ($000's)	792	-	-	-	-	-	-	792
Financed by:								
Internal Financing	792							792

NET OPERATING IMPACT ($000's)	2022	2023	2024	2025	2026	2027
Operating costs						
Debt and finance charges	85	172	172	172	172	76
Transfer to General Capital Fund						
Total Direct Costs	85	172	172	172	172	76
Less: Incremental Revenue/Recovery	26					
Net Cost/(Benefit)	59	172	172	172	172	76
Incremental Full Time Equivalent Positions	-	-	-	-	-	-

Class Estimate: 3

Funding is required to replace the existing Forward Looking Infra-Red equipment installed on the helicopter, as it is reaching the end of its life expectancy.

This gyroscopically stabilized high definition infrared camera has a high power optical zoom as well as thermal imagery, which tracks people or evidence by heat signatures, video image or a blended image.

Project Name: **911 Data Management and Analytics**

Board: Winnipeg Police Board

Department: Winnipeg Police Service
Project: 2200400027

Service: Police Response
OurWinnipeg: Good Health and Well-Being

AUTHORIZATION	Previous Budgets	2022 Estimate	FORECAST 2023	2024	2025	2026	2027	Five-Year Forecast Total	Six-Year Total
Project Costs ($000's)	-	-	-	-	-	-	1,138	1,138	1,138
Financed by:									
Cash to Capital							1,138	1,138	1,138

CASH FLOW	2022	2023	2024	2025	2026	2027	Beyond 2027	Total
Project Costs ($000's)	-	-	-	-	-	1,138	-	1,138
Financed by:								
Cash to Capital						1,138		1,138

NET OPERATING IMPACT ($000's)	2022	2023	2024	2025	2026	2027
Operating costs						
Debt and finance charges						
Transfer to General Capital Fund						1,138
Total Direct Costs	-	-	-	-	-	1,138
Less: Incremental Revenue/Recovery						36
Net Cost/(Benefit)	-	-	-	-	-	1,102
Incremental Full Time Equivalent Positions	-	-	-	-	-	-

Class Estimate: 5

The Winnipeg Police Service will implement an end-to-end solution to effectively record, manage and analyze all of the relevant data streams coming into the 9-1-1- call centre. This includes analyzing location services data, picture, video, caller audio, emergency responder radio audio, and much more.

• Reduction in Emergency Responder arrival times to events – due to better situational awareness of events going on within the city

• Improved response times for non-emergency calls

This will increase emergency services operations level of service as well as the service level provided to Winnipeg citizens. The City will have a heightened level of awareness into what sort of service is being requested and subsequently provided to its citizens. The goal is to provide the city's residents with a more effective emergency response that can scale and match their dynamic set of needs for years to come.

Project Name: **Communication Sites Upgrade - Workstations**

Board: Winnipeg Police Board

Department: Winnipeg Police Service
Project: 2200600027

Service: Police Response
OurWinnipeg: Good Health and Well-Being

AUTHORIZATION	Previous Budgets	2022 Estimate	FORECAST 2023	2024	2025	2026	2027	Five-Year Forecast Total	Six-Year Total
Project Costs ($000's)	-	-	-	-	-	-	548	548	548
Financed by:									
Cash to Capital							548	548	548

CASH FLOW	2022	2023	2024	2025	2026	2027	Beyond 2027	Total
Project Costs ($000's)	-	-	-	-	-	548	-	548
Financed by:								
Cash to Capital						548		548

NET OPERATING IMPACT ($000's)	2022	2023	2024	2025	2026	2027
Operating costs						
Debt and finance charges						
Transfer to General Capital Fund						548
Total Direct Costs	-	-	-	-	-	548
Less: Incremental Revenue/Recovery						17
Net Cost/(Benefit)	-	-	-	-	-	531
Incremental Full Time Equivalent Positions	-	-	-	-	-	-

Class Estimate: 5

This investment would replace 55 motorized workstations and associated accessories used at every call taker, dispatcher and supervisor position in the Winnipeg Police Service 9-1-1 Communication Centres. The current motorized workstations will be time expired and considered obsolete by the manufacturer. Repair parts are currently no longer available and the workstations will need to be replaced to ensure that ongoing support and repair can be done.

Project Name: **Pistol Replacement**

Board: Winnipeg Police Board

Department: Winnipeg Police Service
Project: 2200200026

Service: Police Response
OurWinnipeg: Good Health and Well-Being

AUTHORIZATION	Previous Budgets	2022 Estimate	FORECAST 2023	2024	2025	2026	2027	Five-Year Forecast Total	Six-Year Total
Project Costs ($000's)	-	-	-	-	-	1,487	-	1,487	1,487
Financed by:									
Internal Financing						1,487		1,487	1,487

CASH FLOW	2022	2023	2024	2025	2026	2027	Beyond 2027	Total
Project Costs ($000's)	-	-	-	-	1,487	-	-	1,487
Financed by:								
Internal Financing					1,487			1,487

NET OPERATING IMPACT ($000's)	2022	2023	2024	2025	2026	2027
Operating costs						
Debt and finance charges					160	324
Transfer to General Capital Fund						
Total Direct Costs	-	-	-	-	160	324
Less: Incremental Revenue/Recovery					48	
Net Cost/(Benefit)	-	-	-	-	112	324
Incremental Full Time Equivalent Positions	-	-	-	-	-	-

Class Estimate: 5

The current .40 caliber duty pistols require replacement. Police agencies and military across North America have already, or are in process of, transitioning to 9mm pistols. Reduced demand for .40 caliber ammunition has resulted in reduced supply with a projected increase in cost, therefore creating an operational increase to the Service. 9mm pistols are easier to shoot with greater accuracy with the same effectiveness at a lower operational cost.

Project Name: **E-Ticketing Hardware**

Board: Winnipeg Police Board

Department: Winnipeg Police Service
Project: 2206300024

Service: Police Response
OurWinnipeg: Leadership and Good Governance

AUTHORIZATION	Previous Budgets	2022 Estimate	FORECAST 2023	2024	2025	2026	2027	Five-Year Forecast Total	Six-Year Total
Project Costs ($000's)	700	-	-	375	-	-	-	375	375
Financed by:									
Cash to Capital				375				375	375

CASH FLOW	2022	2023	2024	2025	2026	2027	Beyond 2027	Total
Project Costs ($000's)	-	-	375	-	-	-	-	375
Financed by:								
Cash to Capital			375					375

NET OPERATING IMPACT ($000's)	2022	2023	2024	2025	2026	2027
Operating costs						
Debt and finance charges						
Transfer to General Capital Fund			375			
Total Direct Costs	-	-	375	-	-	-
Less: Incremental Revenue/Recovery			12			
Net Cost/(Benefit)	-	-	363	-	-	-
Incremental Full Time Equivalent Positions	-	-	-	-	-	-

Class Estimate: 5

The driver's licence scanners and printers that support e-ticketing processes in Police Service vehicles must be evergreened every five years due to the obsolescence of this equipment and the harsh environment to which they are subjected. Ergonomic placement of properly suited technical equipment is critical for prevention of injuries to police officers.

Project Name: **Vehicle Inspections - Weigh Scale**

Board: Winnipeg Police Board

Department: Winnipeg Police Service
Project: 2206300025

Service: Police Response
OurWinnipeg: Leadership and Good Governance

AUTHORIZATION	Previous Budgets	2022 Estimate	FORECAST 2023	2024	2025	2026	2027	Five-Year Forecast Total	Six-Year Total
Project Costs ($000's)	-	-	-	-	250	-	-	250	250
Financed by:									
Cash to Capital					250			250	250

CASH FLOW	2022	2023	2024	2025	2026	2027	Beyond 2027	Total
Project Costs ($000's)	-	-	-	250	-	-	-	250
Financed by:								
Cash to Capital				250				250

NET OPERATING IMPACT ($000's)	2022	2023	2024	2025	2026	2027
Operating costs						
Debt and finance charges						
Transfer to General Capital Fund				250		
Total Direct Costs	-	-	-	250	-	-
Less: Incremental Revenue/Recovery				8		
Net Cost/(Benefit)	-	-	-	242	-	-
Incremental Full Time Equivalent Positions	-	-	-	-	-	-

Class Estimate: 5

The fixed vehicle weigh scale is projected to reach the end of its useful life in 2025. It is used to satisfy the requirements in the Highway Traffic Act to accurately measure overweight vehicles.

Project Name: **Police Vehicle Operations - Facility Track Replacement**

Board: Winnipeg Police Board

Department: Winnipeg Police Service
Project: 2200400022

Service: Police Response
OurWinnipeg: Leadership and Good Governance

AUTHORIZATION	Previous Budgets	2022 Estimate	FORECAST 2023	2024	2025	2026	2027	Five-Year Forecast Total	Six-Year Total
Project Costs ($000's)	-	1,800	1,200	-	-	-	-	1,200	3,000
Financed by:									
External Debt			1,200					1,200	1,200
Internal Financing		1,800						-	1,800

CASH FLOW	2022	2023	2024	2025	2026	2027	Beyond 2027	Total
Project Costs ($000's)	1,800	1,200	-	-	-	-	-	3,000
Financed by:								
External Debt		1,200						1,200
Internal Financing	1,800							1,800

NET OPERATING IMPACT ($000's)	2022	2023	2024	2025	2026	2027
Operating costs						
Debt and finance charges	194	438	467	467	467	248
Transfer to General Capital Fund						
Total Direct Costs	194	438	467	467	467	248
Less: Incremental Revenue/Recovery	59	39				
Net Cost/(Benefit)	135	399	467	467	467	248
Incremental Full Time Equivalent Positions	-	-	-	-	-	-

Class Estimate: 3

Repaving asphalt for the Police Vehicle Training facility. Deteriorating asphalt conditions damage training vehicles and associated equipment. Areas of the track will close, limiting the quality of training for officers affecting levels of service. Repair and replacement of the track will prevent further damage caused by deferred maintenance.

Project Name: **Technological Crime Infrastructure**

Board: Winnipeg Police Board

Department: Winnipeg Police Service
Project: 2200100024

Service: Police Response
OurWinnipeg: Leadership and Good Governance

AUTHORIZATION	Previous Budgets	2022 Estimate	FORECAST 2023	2024	2025	2026	2027	Five-Year Forecast Total	Six-Year Total
Project Costs ($000's)	-	-	-	380	-	-	-	380	380
Financed by:									
Cash to Capital				380				380	380

CASH FLOW	2022	2023	2024	2025	2026	2027	Beyond 2027	Total
Project Costs ($000's)	-	-	380	-	-	-	-	380
Financed by:								
Cash to Capital			380					380

NET OPERATING IMPACT ($000's)	2022	2023	2024	2025	2026	2027
Operating costs						
Debt and finance charges						
Transfer to General Capital Fund			380			
Total Direct Costs	-	-	380	-	-	-
Less: Incremental Revenue/Recovery			12			
Net Cost/(Benefit)	-	-	368	-	-	-
Incremental Full Time Equivalent Positions	-	-	-	-	-	-

Class Estimate: 4

This evergreening initiative is to upgrade and replace specialty information system equipment used in support of technological criminal investigations.

Project Name: **Call Answer Software**

Board: Winnipeg Police Board

Department: Winnipeg Police Service
Project: 2205200023

Service: Police Response
OurWinnipeg: Good Health and Well-Being

AUTHORIZATION	Previous Budgets	2022 Estimate	FORECAST 2023	2024	2025	2026	2027	Five-Year Forecast Total	Six-Year Total
Project Costs ($000's)	-	-	1,000	-	-	-	-	1,000	1,000
Financed by:									
External Debt			1,000					1,000	1,000

CASH FLOW	2022	2023	2024	2025	2026	2027	Beyond 2027	Total
Project Costs ($000's)	-	1,000	-	-	-	-	-	1,000
Financed by:								
External Debt		1,000						1,000

NET OPERATING IMPACT ($000's)	2022	2023	2024	2025	2026	2027
Operating costs						
Debt and finance charges		108	218	218	218	218
Transfer to General Capital Fund						
Total Direct Costs	-	108	218	218	218	218
Less: Incremental Revenue/Recovery		33				
Net Cost/(Benefit)	-	75	218	218	218	218
Incremental Full Time Equivalent Positions	-	-	-	-	-	-

Class Estimate: 4

Call answer software will integrate industry standard dispatch protocol with Next Generation 911 hardware. The results of this project will assist call takers in Case Entry and Key Questioning, using a decision tree algorithm to manage operational risk.

Project Name: **Technical Surveillance Systems**

Board: Winnipeg Police Board

Department: Winnipeg Police Service
Project: 2205400022

Service: Police Response
OurWinnipeg: Leadership and Good Governance

AUTHORIZATION	Previous Budgets	2022 Estimate	FORECAST 2023	2024	2025	2026	2027	Five-Year Forecast Total	Six-Year Total
Project Costs ($000's)	-	400	-	-	-	-	-	-	400
Financed by:									
Internal Financing		400						-	400

CASH FLOW	2022	2023	2024	2025	2026	2027	Beyond 2027	Total
Project Costs ($000's)	400	-	-	-	-	-	-	400
Financed by:								
Internal Financing	400							400

NET OPERATING IMPACT ($000's)	2022	2023	2024	2025	2026	2027
Operating costs						
Debt and finance charges	43	87	87	87	87	39
Transfer to General Capital Fund						
Total Direct Costs	43	87	87	87	87	39
Less: Incremental Revenue/Recovery	13					
Net Cost/(Benefit)	30	87	87	87	87	39
Incremental Full Time Equivalent Positions	-	-	-	-	-	-

Class Estimate: 3

This project will update and replace time expired digital technical surveillance equipment for voice and data intercept systems. This equipment will support directed, focused gathering of information to support criminal investigations within the Service and in partnership with other outside agencies.

Project Name: **Training Facility Study**

Board: Winnipeg Police Board

Department: Winnipeg Police Service
Project: 2200050023

Service: Police Response
OurWinnipeg: Leadership and Good Governance

AUTHORIZATION	Previous Budgets	2022 Estimate	FORECAST 2023	2024	2025	2026	2027	Five-Year Forecast Total	Six-Year Total
Project Costs ($000's)	-	-	300	-	-	-	-	300	300
Financed by:									
External Debt			300					300	300

CASH FLOW	2022	2023	2024	2025	2026	2027	Beyond 2027	Total
Project Costs ($000's)	-	300	-	-	-	-	-	300
Financed by:								
External Debt		300						300

NET OPERATING IMPACT ($000's)	2022	2023	2024	2025	2026	2027
Operating costs						
Debt and finance charges		11	19	19	19	19
Transfer to General Capital Fund						
Total Direct Costs	-	11	19	19	19	19
Less: Incremental Revenue/Recovery		9				
Net Cost/(Benefit)	-	2	19	19	19	19
Incremental Full Time Equivalent Positions	-	-	-	-	-	-

Class Estimate: 3

A planning study will be completed to inform Winnipeg Police Service training facility consolidation including an indoor firing range and an active shooter training facility.

Indoor Firing Range: Firearms training is mandatory for all officers. The existing outdoor range does not allow for training in the winter or during inclement weather, which impedes the Police Service's ability to ensure annual firearms qualification and specialized weapons certification requirements are met. An indoor range will allow for year-round officer training and will address constituent noise complaints.

Active Shooter Training Facility: Officers currently receive mandatory active shooter response training in decommissioned facilities, which carries several occupational safety risks to the trainers and the trainees. The program is frequently displaced and relocated due to the unstable nature of the facility conditions. A reliable purpose built facility would enable the program to be delivered in a secure environment.

Project Name: **Facility Optimization - St. Boniface Industrial Area and Windsor Park Station Consolidation**

Standing Policy Committee: Protection, Community Services and Parks

Department: Fire Paramedic Service
Project: 2111020922

Service: Fire and Rescue Response
OurWinnipeg: Good Health and Well-Being

AUTHORIZATION	Previous Budgets	2022 Estimate	FORECAST 2023	2024	2025	2026	2027	Five-Year Forecast Total	Six-Year Total
Project Costs ($000's)	-	13,439	-	-	-	-	-	-	13,439
Financed by:									
Land Operating Reserve				600				600	600
Interim financing from Land Operating Reserve / (Repayment)		600		(600)				(600)	-
Canada Community-Building Fund		5,240						-	5,240
External Debt		7,599						-	7,599

CASH FLOW	2022	2023	2024	2025	2026	2027	Beyond 2027	Total
Project Costs ($000's)	5,395	8,044	-	-	-	-	-	13,439
Financed by:								
Land Operating Reserve			600					600
Interim financing from Land Operating Reserve / (Repayment)	510	90	(600)					-
Canada Community-Building Fund	1,991	3,249						5,240
External Debt	2,894	4,705						7,599

NET OPERATING IMPACT ($000's)	2022	2023	2024	2025	2026	2027
Operating costs						
Debt and finance charges	104	348	462	462	462	462
Transfer to General Capital Fund						
Total Direct Costs	104	348	462	462	462	462
Less: Incremental Revenue/Recovery	136	196				
Net Cost/(Benefit)	(32)	152	462	462	462	462
Incremental Full Time Equivalent Positions	-	-	-	-	-	-

Class Estimate: 3

With this capital funding the Winnipeg Fire Paramedic Service seeks to maximize the efficiency of the station network. This is achieved through relocations, replacements, and major enhancements to stations that help reduce costs but maintain the desired level of response.

Consolidate St. Boniface Industrial Area station (#9, 864 Marion St.) and Windsor Park station (#15, 1083 Autumnwood Dr.). The new consolidated station will service both the industrial area and Windsor Park area currently served by the two existing stations and house all existing staff and apparatus. This station will also house a relocated ambulance from the Fort Rouge station (#30, 524 Osborne St.). Freed resources resulting from this consolidation will go to the new Waverley West Station.

2022:

• Finalize detail design and begin construction.

2023:

• Complete construction.

• Decommission Marion station (#9) for resale.

Facility Optimization - St. Boniface Industrial Area and Windsor Park Station Consolidation (continued):

The Land Operating Reserve funding amount shown above is based on the assessed value and represents the timing of disposition of the Marion St. Station.

On March 20, 2020, Council received as information the Winnipeg Fire Paramedic Master Plan. On January 28, 2021, Council referred the recommendations outlined in Appendix 2 of the Master Plan to the 2022 Budget process. This project is part of the recommendations in this plan.

On April 29, 2021, Council authorized a first charge of up to $1.125 million in 2021 or prior to the adoption of the 2022 capital budget to proceed with the tender and award of design services and construction oversight as part of the consultant services assignment for the Windsor Park and St. Boniface station redevelopment.

Project Name: **Facility Optimization - Waverley West Station**

Standing Policy Committee: Protection, Community Services and Parks

Department: Fire Paramedic Service
Project: 2111021522

Service: Fire and Rescue Response
OurWinnipeg: Good Health and Well-Being

AUTHORIZATION	Previous Budgets	2022 Estimate	FORECAST 2023	2024	2025	2026	2027	Five-Year Forecast Total	Six-Year Total
Project Costs ($000's)	1,192	197	10,283	-	-	-	-	10,283	10,480
Financed by:									
Canada Community-Building Fund			6,758					6,758	6,758
External Debt		197	3,525					3,525	3,722

CASH FLOW	2022	2023	2024	2025	2026	2027	Beyond 2027	Total
Project Costs ($000's)	197	7,871	2,412	-	-	-	-	10,480
Financed by:								
Canada Community-Building Fund		5,070	1,688					6,758
External Debt	197	2,801	724					3,722

NET OPERATING IMPACT ($000's)	2022	2023	2024	2025	2026	2027
Operating costs						
Debt and finance charges	6	119	216	237	237	237
Transfer to General Capital Fund						
Total Direct Costs	6	119	216	237	237	237
Less: Incremental Revenue/Recovery	6	154	45			
Net Cost/(Benefit)	-	(35)	171	237	237	237
Incremental Full Time Equivalent Positions	-	-	-	-	-	-

Class Estimate: See table below

	2022	2023	2024	2025	2026	2027
Class Estimate	**3**	**5**				
Authorization ($000's)						
Preliminary Design	197					
Detailed Design & Construction		10,283				

With this capital funding the Winnipeg Fire Paramedic Service seeks to maximize the efficiency of the station network. This is achieved through relocations, replacements, and major enhancements to stations that help reduce costs but maintain the desired level of response.

Build a new station in Waverley West to service city growth and address response time issues. This station will be staffed with reallocated resources (staff and apparatus) from the St. Boniface Industrial Park and Windsor Park consolidation.

Site finalization in 2022 will provide a class 3 cost estimate prior to construction in 2023.

2022:

• Preliminary land assessment.

2023:

• Detail design review.

• Begin construction.

2024:

• Complete construction.

Facility Optimization - Waverley West Station (continued):

On March 20, 2020, Council received as information the Winnipeg Fire Paramedic Master Plan. On January 28, 2021, Council referred the recommendations outlined in Appendix 2 of the Master Plan to the 2022 Budget process. This project is part of the recommendations in this plan.

Project Name: **Facility Optimization - Silver Heights Fire Paramedic Station Consolidation**

Standing Policy Committee: Protection, Community Services and Parks

Department: Fire Paramedic Service
Project: 2111021927
Service: Fire and Rescue Response
OurWinnipeg: Good Health and Well-Being

AUTHORIZATION	Previous Budgets	2022 Estimate	FORECAST 2023	2024	2025	2026	2027	Five-Year Forecast Total	Six-Year Total
Project Costs ($000's)	-	-	-	-	-	-	413	413	413
Financed by:									
External debt							413	413	413

CASH FLOW	2022	2023	2024	2025	2026	2027	Beyond 2027	Total
Project Costs ($000's)	-	-	-	-	-	413	-	413
Financed by:								
External debt						413		413

NET OPERATING IMPACT ($000's)	2022	2023	2024	2025	2026	2027
Operating costs						
Debt and finance charges						20
Transfer to General Capital Fund						
Total Direct Costs	-	-	-	-	-	20
Less: Incremental Revenue/Recovery						13
Net Cost/(Benefit)	-	-	-	-	-	7
Incremental Full Time Equivalent Positions	-	-	-	-	-	-

Class Estimate: 5

With this capital funding the Winnipeg Fire Paramedic Service seeks to maximize the efficiency of the station network. This is achieved through relocations, replacements, and major enhancements to stations that help reduce costs but maintain the desired level of response.

Consolidate Silver Heights station (#19, 320 Whytewold Rd.) and Portage Avenue station (#36, 2490 Portage Ave.) on the existing Whytewold Road property. The consolidated station will maintain service capability and coverage of both areas. The new station will also house a relocated ladder truck from St. James (#20, 525 Banting Dr.). The sale of land from the Portage Avenue station will be used to offset costs via the Land Operating Reserve.

Detail design review and land use survey is being undertaken in 2027 to update the project to a class 3 cost estimate prior to construction.

On March 20, 2020, Council received the Winnipeg Fire Paramedic Master Plan as information. On January 28, 2021, Council referred the recommendations outlined in Appendix 2 of the master plan to the 2022 budget process. This project is part of those recommendations.

Project Name: **Equipment Obsolescence**

Standing Policy Committee: Protection, Community Services and Parks

Department: Fire Paramedic Service
Project: 2104000022

Service: Fire and Rescue Response
OurWinnipeg: Good Health and Well-Being

AUTHORIZATION	Previous Budgets	2022 Estimate	FORECAST 2023	2024	2025	2026	2027	Five-Year Forecast Total	Six-Year Total
Project Costs ($000's)	N/A *	3,647	850	999	816	6,659	2,994	12,318	15,965
Financed by:									
External Debt		1,599	264	223	143	3,885	954	5,469	7,068
Shared Health Capital Grant **		721	586	776	673	331	500	2,866	3,587
External Debt on behalf of Shared Health ***		1,327				2,443	1,540	3,983	5,310

CASH FLOW	2022	2023	2024	2025	2026	2027	Beyond 2027	Total
Project Costs ($000's)	3,647	850	999	816	6,659	2,994		15,965
Financed by:								
External Debt	1,599	264	223	143	3,885	954		7,068
Shared Health Capital Grant **	721	586	776	673	331	500		3,587
External Debt on behalf of Shared Health ***	1,327				2,443	1,540		5,310

NET OPERATING IMPACT ($000's)	2022	2023	2024	2025	2026	2027
Operating costs						
Debt and finance charges	267	567	620	661	1,296	1,972
Transfer to General Capital Fund						
Total Direct Costs	267	567	620	661	1,296	1,972
Less: Incremental Revenue/Recovery	78	16	17	13	161	57
Net Cost/(Benefit)	189	551	603	648	1,135	1,915
Incremental Full Time Equivalent Positions	-	-	-	-	-	-

Class Estimate: Not applicable, as this is a scalable program

This capital program supports the ongoing replacement of emergency response equipment that is nearing the end of its useful operating life. The replacement timing is set to ensure continuity of front line emergency operation while maximizing the operating life of the equipment and ensuring value for money.

The Fire Paramedic Service needs to replace the following specialized equipment in a cyclical process as it nears the end of its operating life. Funding for this equipment is provided by both the City of Winnipeg and Shared Health. The following list identifies the equipment and the funding source:

Priorities for 2022-2027 include but are not limited to:

City of Winnipeg funded assets:

2022:

• Renewal of emergency call handling equipment;

• Replacement of radio equipment;

• Replacement of emergency responder computer devices;

• Replacement of specialty fire and rescue equipment.

Equipment Obsolescence (continued):

2023:

• Replacement of specialty fire and rescue equipment.

• Replacement of emergency mechanical services equipment.

2024:

• Renewal of emergency call handling equipment;

• Replacement of specialty fire and rescue equipment.

2025:

• Replacement of specialty fire and rescue equipment.

2026:

• Replacement of fire and rescue equipment;

• Replacement of specialty fire and rescue equipment.

2027:

• Replacement of fire and rescue equipment;

• Replacement of specialty fire and rescue equipment.

Shared Health funded assets:

2022:

• Replacement of emergency medical equipment;

• Replacement of radio equipment;

• Renewal of emergency call handling equipment.

2023:

• Replacement of emergency medical equipment.

2024:

• Renewal of emergency call handling equipment;

• Replacement of emergency medical equipment.

2025:

• Replacement of emergency medical equipment.

2026:

• Replacement of emergency medical equipment.

* N/A - No amounts have been included in the "Previous Budgets" due to this project's on-going nature.

** Shared Health has confirmed up to $2 million of its baseline funding to cover the funding effects of the capital program each year, this incorporates this project over all years.

*** The City of Winnipeg will take out debt on behalf of Shared Health for this project. Shared Health will pay the interest and principal on this debt over an 8 year period.

Project Name: **Station Capital Maintenance**

Standing Policy Committee: Protection, Community Services and Parks

Department: Fire Paramedic Service
Project: 6321000023

Service: Fire and Rescue Response
OurWinnipeg: Good Health and Well-Being

AUTHORIZATION	Previous Budgets	2022 Estimate	FORECAST 2023	2024	2025	2026	2027	Five-Year Forecast Total	Six-Year Total
Project Costs ($000's)	N/A *	-	576	571	-	-	2,206	3,353	3,353
Financed by:									
External Debt			576	418			1,552	2,546	2,546
Shared Health Capital Grant **				153			654	807	807

CASH FLOW	2022	2023	2024	2025	2026	2027	Beyond 2027	Total
Project Costs ($000's)	-	576	496	-	75	2,206	-	3,353
Financed by:								
External Debt		576	343		75	1,552		2,546
Shared Health Capital Grant **			153			654		807

NET OPERATING IMPACT ($000's)	2022	2023	2024	2025	2026	2027
Operating costs						
Debt and finance charges		25	66	82	82	199
Transfer to General Capital Fund						
Total Direct Costs	-	25	66	82	82	199
Less: Incremental Revenue/Recovery		19	13		2	59
Net Cost/(Benefit)	-	6	53	82	80	140
Incremental Full Time Equivalent Positions	-	-	-	-	-	-

Class Estimate: Not applicable, as this is a scalable program

These capital funds support an ongoing program of repair and structural maintenance to ensure station asset lives are maximized, thereby ensuring the service has an operable station network from which emergency response vehicles can be deployed across the whole city to meet required response times.

Priorities for 2022-2027 include but are not limited to:

• Building repairs and reconfiguration to various stations - 25 (791 Day St), 26 (1525 Dakota St), 20 (525 Banting Dr), 7 (10 Allan Blye Dr), 6 (603 Redwood Ave), 21 (1446 Regent Ave)

• Roof replacement for various stations - 24 (1665 Rothesay St), 20 (525 Banting Dr), 18 (5000 Roblin Blvd), 16 (1001 McGregor St)

• Electrical upgrades for various stations - 2 (55 Watt St), 4 (150 Osborne St), 6 (603 Redwood Ave), 30 (524 Osborne St), 22 (1567 Waverley St), 14 (1057 St. Mary's Rd)

• Concrete repairs to station forecourts as required

*N/A - No amounts have been included in the "Previous Budgets" due to this projects ongoing nature.

Project Name: **Emergency Vehicle Pre-emption**

Standing Policy Committee: Protection, Community Services and Parks

Department: Fire Paramedic Service
Project: 2112120026

Service: Fire and Rescue Response
OurWinnipeg: Good Health and Well-Being

AUTHORIZATION	Previous Budgets	2022 Estimate	FORECAST 2023	2024	2025	2026	2027	Five-Year Forecast Total	Six-Year Total
Project Costs ($000's)	189	-	-	-	-	1,408	-	1,408	1,408
Financed by:									
External Debt						1,408		1,408	1,408

CASH FLOW	2022	2023	2024	2025	2026	2027	Beyond 2027	Total
Project Costs ($000's)	-	-	-	-	1,408	-	-	1,408
Financed by:								
External Debt					1,408			1,408

NET OPERATING IMPACT ($000's)	2022	2023	2024	2025	2026	2027
Operating costs						
Debt and finance charges					66	133
Transfer to General Capital Fund						
Total Direct Costs	-	-	-	-	66	133
Less: Incremental Revenue/Recovery					46	
Net Cost/(Benefit)	-	-	-	-	20	133
Incremental Full Time Equivalent Positions	-	-	-	-	-	-

Class Estimate: 5

Emergency Vehicle Pre-emption (EVP) takes advantage of the City investment in centralized traffic signal control to provide intelligent traffic signalization for emergency vehicles. This increases priority for approaching emergency vehicles to enable the clearance of the junctions along their route and allowing safer and more rapid progression through to the emergency incident.

EVP was identified as a crucial addition to facilitate the station optimization program in meeting station reductions while maintaining response capability and coverage. Funding in 2026 will allow the Winnipeg Traffic Management Centre and the WFPS 911 Communication Centre to trial pre-emptive software on selective intersections.

Project Name: **Modular Mobile Station**

Standing Policy Committee: Protection, Community Services and Parks

Department: Fire Paramedic Service
Project: 2110010022

Service: Fire and Rescue Response
OurWinnipeg: Good Health and Well-Being

AUTHORIZATION	Previous Budgets	2022 Estimate	FORECAST 2023	2024	2025	2026	2027	Five-Year Forecast Total	Six-Year Total
Project Costs ($000's)	-	3,000	-	-	-	-	-	-	3,000
Financed by:									
Transfer from Prior Year Authorization		3,000						-	3,000

CASH FLOW	2022	2023	2024	2025	2026	2027	Beyond 2027	Total
Project Costs ($000's)	3,000	-	-	-	-	-	-	3,000
Financed by:								
Transfer from Prior Year Authorization	3,000							3,000

NET OPERATING IMPACT ($000's)	2022	2023	2024	2025	2026	2027
Operating costs						
Debt and finance charges						
Transfer to General Capital Fund						
Total Direct Costs	-	-	-	-	-	-
Less: Incremental Revenue/Recovery	98					
Net Cost/(Benefit)	(98)	-	-	-	-	-
Incremental Full Time Equivalent Positions	-	-	-	-	-	-

Class Estimate: 2

With this capital funding the Winnipeg Fire Paramedic Service (WFPS) seeks to design and purchase a modular, portable fire paramedic station. The modular station will be used to support the Fire Paramedic Strategic Direction for station renovations and optimization and will act as an emergency back-up station, if required. The modular design and portability of the structure means that the facility can be erected quickly on site with limited site preparation and its mobility will allow it to used during renovations to allow displaced crews and apparatus to be housed as close as possible to the districts they serve.

Funding includes $3 million rebudgeted from 2018 and 2019 adopted capital programs - see Appendix 4.

In 2022 the modular station will be designed, purchased and installed on existing serviced WFPS land.

Return to Table of Contents

Project Name: **Computer Automation**

Standing Policy Committee: Property and Development, Heritage, and Downtown Development

Department: Planning, Property and Development

Service: Development Approvals, Building Permits and Inspections

Project: 6361000424

OurWinnipeg: City Building

AUTHORIZATION	Previous Budgets	2022 Estimate	FORECAST 2023	2024	2025	2026	2027	Five-Year Forecast Total	Six-Year Total
Project Costs ($000's)	N/A *	-	-	100	-	-	100	200	200
Financed by:									
Cash to Capital				100			100	200	200

CASH FLOW	2022	2023	2024	2025	2026	2027	Beyond 2027	Total
Project Costs ($000's)	-	-	100	-	-	100	-	200
Financed by:								
Cash to Capital			100			100		200

NET OPERATING IMPACT ($000's)	2022	2023	2024	2025	2026	2027
Operating costs						
Debt and finance charges						
Transfer to General Capital Fund			100			100
Total Direct Costs	-	-	100	-	-	100
Less: Incremental Revenue/Recovery			3			3
Net Cost/(Benefit)	-	-	97	-	-	97
Incremental Full Time Equivalent Positions	-	-	-	-	-	-

Class Estimate: Not applicable, as this is a scalable program

This is an on-going office automation program. Its primary goals are to deliver cost-effective solutions that provide convenient customer service to citizens and to improve organizational efficiencies. These goals can be achieved through expansion of online services, office/ workflow automation, re-engineering of legacy systems, electronic documents management, and systems integration (e.g. database synchronization) between Planning, Property and Development's applications and those of other departments.

It is anticipated that maintaining and improving a solid technological framework can provide the basis for organizational improvements that increase efficiency and reliability. In order to improve service delivery, the goal is to make information more accessible, streamline workflows, and reduce any duplication of efforts. It can also be argued that some initiatives such as electronic document submissions are not only citizen-friendly but environmentally responsible as well.

A general program of ongoing system improvement is suggested and is seen as reasonable to ensure the continued longevity and viability of the City's investment in office automation.

* N/A - No amounts have been included in the "Previous Budgets" due to this project's on-going nature.

Project Name: **Cemeteries - Improvements**

Standing Policy Committee: Property and Development, Heritage, and Downtown Development

Department: Planning, Property and Development
Service: Cemeteries
Project: 6322100122
OurWinnipeg: Environmental Resilience

AUTHORIZATION	Previous Budgets	2022 Estimate	FORECAST 2023	2024	2025	2026	2027	Five-Year Forecast Total	Six-Year Total
Project Costs ($000's)	N/A*	150	-	-	-	100	124	224	374
Financed by:									
Cash to Capital						100	124	224	224
Veterans Affairs Canada		150						-	150

CASH FLOW	2022	2023	2024	2025	2026	2027	Beyond 2027	Total
Project Costs ($000's)	150	-	-	-	100	124	-	374
Financed by:								
Cash to Capital					100	124		224
Veterans Affairs Canada	150							150

NET OPERATING IMPACT ($000's)	2022	2023	2024	2025	2026	2027
Operating costs						
Debt and finance charges						
Transfer to General Capital Fund					100	124
Total Direct Costs	-	-	-	-	100	124
Less: Incremental Revenue/Recovery	2				3	4
Net Cost/(Benefit)	(2)	-	-	-	97	120
Incremental Full Time Equivalent Positions	-	-	-	-	-	-

Class Estimate: Not applicable, as this is a scalable program

City funding is required in order to enable the development of new full body interment sections at Brookside Cemetery, including the installation of new roadways and landscaping. Also, the Cremation Gardens at both Brookside and St. Vital Cemeteries require extending to accommodate new product sales. These revenue-generating products/services will contribute to the Cemetery Service's goal of reaching financial self-sustainability. In addition, these funds are used for landscaping, materials and other costs comprising the City's contribution toward the Military Field of Honour (FOH) refurbishment project, which is described below.

Funding received from Veterans Affairs Canada (VAC), under a joint City-Federal funding agreement, is specifically for the refurbishment of the Military Field of Honour at Brookside Cemetery. The Brookside FOH is considered Canada's most significantly designated Military Field of Honour in which more than 10,000 Veterans, Service Men and Service Women and War Heroes are interred. All interments are marked by the Military Grey Barrie granite upright monument, mounted in a beam. The FOH refurbishment project involves the replacement of failed concrete beam foundations as well as the cutting, pinning, and cleaning of military monuments. VAC have provided funding for the FOH since 2007 and will continue until the refurbishment is complete; anticipated timeline for completion is reduced to five years as VAC now has a funded program in place. The City contributes approximately $1 for every $3 contributed by VAC. This five-year program will be completed by 2022.

On October 26, 2016, Council approved that should future VAC funding commitments exceed the amount included in a given year's Cemeteries Improvements capital budget ("the incremental amount"), that the budget be increased by the incremental amount, subject to the execution of a Letter of Agreement. As such, in those instances where VAC provides funding commitments to the City for the refurbishment of Brookside Cemetery Military Field of Honour in excess of the amount included in the capital budget, the appropriate year's Cemeteries Improvements capital budget will be increased by the incremental amount.

* N/A - No amounts have been included in the "Previous Budgets" due to this project's on-going nature.

Project Name: **Downtown Enhancement Program**

Standing Policy Committee: Property and Development, Heritage, and Downtown Development

Department: Planning, Property and Development

Service: City Beautification

Project: 6351800122

OurWinnipeg: Good Health and Well-Being

AUTHORIZATION	Previous Budgets	2022 Estimate	FORECAST 2023	2024	2025	2026	2027	Five-Year Forecast Total	Six-Year Total
Project Costs ($000's)	N/A*	200	128	237	151	127	-	643	843
Financed by:									
Cash to Capital				237	151	127		515	515
External Debt			128					128	128
Internal Financing		200						-	200

CASH FLOW	2022	2023	2024	2025	2026	2027	Beyond 2027	Total
Project Costs ($000's)	200	128	237	151	127	-	-	843
Financed by:								
Cash to Capital			237	151	127			515
External Debt		128						128
Internal Financing	200							200

NET OPERATING IMPACT ($000's)	2022	2023	2024	2025	2026	2027
Operating costs						
Debt and finance charges	22	52	59	59	59	34
Transfer to General Capital Fund			237	151	127	
Total Direct Costs	22	52	296	210	186	34
Less: Incremental Revenue/Recovery	7	4	8	5	4	
Net Cost/(Benefit)	14	49	288	205	182	34
Incremental Full Time Equivalent Positions	-	-	-	-	-	-

Class Estimate: Not applicable, as this is a scalable program

The program objective is the functional and aesthetic improvements and required upgrades to public spaces and streetscapes in the Downtown and Exchange District National Heritage Site. The funds enhance accessibility, safety, comfort and urban design quality of pedestrian environments and fulfill the commitment to the "Downtown First" philosophy. The Downtown Winnipeg Urban Design Guidelines provide the guiding principles to support design and enhance the livability of Winnipeg's Downtown urban environment.

The program supports and develops ongoing opportunities for future Public / Private development and redevelopment partnerships and projects such as: Old Market Square, Broadway, Hydro Tower, Millennium Library Park, Bonnycastle Park and the Assiniboine River Walk. Projects have traditionally relied on and/or leveraged other partnership opportunities and have supported private redevelopments.

These public open space and streetscape improvements are over and above and exclusive of work assumed by the Public Works, Transit, and Water and Waste Departments who are responsible for existing infrastructure such as curbs, street and sidewalk repairs, street trees, planters, boulevards, required maintenance, and accessibility standards.

Downtown Enhancement Program (continued):

Priorities in 2022 - 2026 include but are not limited to:

• Broadway Shoal Lake Fountain Initiative

• Broadway Fountain

• Air Canada Park

• Old Market Square

• Downtown and Exchange District Pedestrian Facilities Enhancements

• East Exchange Interpretative Strategies

• Chinatown

• Public Art Integration

• Halo SHED (Sports, Hospitality and Entertainment District) developments including: 266 Graham Avenue, Garry Street, Smith Street, Edmonton Street and St. Mary Avenue

• Alexander Docks

• Supporting Exchange and Downtown BIZ placemaking initiatives

• Streetscaping support for larger scoped Public Works initiatives

• Broadway pedestrian enhancements

* N/A - No amounts have been included in the "Previous Budgets" due to this project's on-going nature.

Project Name: **Business Improvement Zones, Image Routes and Neighbourhood Main Streets**

Standing Policy Committee: Property and Development, Heritage, and Downtown Development

Department: Planning, Property and Development

Service: City Beautification

Project: 6351241522

OurWinnipeg: Economic Prosperity

AUTHORIZATION	Previous Budgets	2022 Estimate	FORECAST 2023	2024	2025	2026	2027	Five-Year Forecast Total	Six-Year Total
Project Costs ($000's)	N/A*	126	-	-	151	100	150	401	527
Financed by:									
Cash to Capital					151	100	150	401	401
Internal Financing		126						-	126

CASH FLOW	2022	2023	2024	2025	2026	2027	Beyond 2027	Total
Project Costs ($000's)	126	-	-	151	100	150	-	527
Financed by:								
Cash to Capital				151	100	150		401
Internal Financing	126							126

NET OPERATING IMPACT ($000's)	2022	2023	2024	2025	2026	2027
Operating costs						
Debt and finance charges	14	27	27	27	27	12
Transfer to General Capital Fund				151	100	150
Total Direct Costs	14	27	27	178	127	162
Less: Incremental Revenue/Recovery						
Net Cost/(Benefit)	14	27	27	178	127	162
Incremental Full Time Equivalent Positions	-	-	-	-	-	-

Class Estimate: Not applicable, as this is a scalable program

The City of Winnipeg reinvests in partnered projects in Business Improvement Zone (BIZ) districts and Neighbourhood Main Streets. These areas have their own distinct character with their own style of mixed-use, walkable business districts that serve as the cores of their neighbourhoods. These funds provide the opportunity for the residents and business owners to work in partnership with the City, BIZs, private sector, not-for-profit, other funding agencies, and other government bodies. This capital fund gives the incentive for the BIZ groups to go out and match dollars from sources other than the City. This capital fund, through partnerships, assists in stimulating community revitalization.

This enhancement program takes the form of decorative medians, pedestrian lighting, banner poles, special entry nodes, special pavement treatments, character signage, plants, trees and site furnishings, to ensure the renewal and sustainment of the infrastructure that creates a sense of place and destination in and along Business Improvement Zones and on Image Routes.

2022 - 2027: Projects are adjusted based upon community readiness and partnership opportunities.

These organizations utilize grants received from the City to leverage additional funding to undertake projects. Any one of the sixteen (16) Business Improvement Zones may be considered and reviewed for the Streetscape Enhancement Capital Grant funding in 2022. Specific allocations to BIZ groups will be subject to Council approval of a separate report in early 2022. Project funding will be delivered as a grant to each BIZ group through legally executed grant agreements.

As this is a capital grant program, it is exempt from interest and administrative overhead capital charges.

* N/A - No amounts have been included in the "Previous Budgets" due to this project's on-going nature.

Project Name: **Public Art Strategy**

Standing Policy Committee: Property and Development, Heritage, and Downtown Development

Department: Planning, Property and Development

Service: Arts, Entertainment and Culture

Project: 6351400722

OurWinnipeg: Good Health and Well-Being

AUTHORIZATION	Previous Budgets	2022 Estimate	FORECAST 2023	2024	2025	2026	2027	Five-Year Forecast Total	Six-Year Total
Project Costs ($000's)	N/A*	125	125	-	-	-	-	125	250
Financed by:									
External Debt			125					125	125
Internal Financing		125						-	125

CASH FLOW	2022	2023	2024	2025	2026	2027	Beyond 2027	Total
Project Costs ($000's)	125	125	-	-	-	-	-	250
Financed by:								
External Debt		125						125
Internal Financing	125							125

NET OPERATING IMPACT ($000's)	2022	2023	2024	2025	2026	2027
Operating costs						
Debt and finance charges	13	40	54	54	54	39
Transfer to General Capital Fund						
Total Direct Costs	13	40	54	54	54	39
Less: Incremental Revenue/Recovery						
Net Cost/(Benefit)	13	40	54	54	54	39
Incremental Full Time Equivalent Positions	-	-	-	-	-	-

Class Estimate: Not applicable, as this is a scalable program

On September 24, 2003, Council approved in principle the Public Art Policy of the Mayor's Task Force on Public Art in Winnipeg and directed that the Chief Administrative Officer work in conjunction with Winnipeg Arts Council to develop the necessary procedures for implementing the direction of the policy, including but not limited to those areas relating to governance and funding. Council adopted a Public Art Policy on October 27, 2004.

The Winnipeg Arts Council, as the City of Winnipeg's implementation partner, submits for approval annually, a plan for the works to be undertaken.

This program is exempt from administrative overhead charges.

* N/A - No amounts have been included in the "Previous Budgets" due to this project's on-going nature.

Project Name: **Developer Payback**

Standing Policy Committee: Property and Development, Heritage, and Downtown Development

Department: Planning, Property and Development
Service: Parks and Urban Forestry
Project: 6351000223
OurWinnipeg: Environmental Resilience

AUTHORIZATION	Previous Budgets	2022 Estimate	FORECAST 2023	2024	2025	2026	2027	Five-Year Forecast Total	Six-Year Total
Project Costs ($000's)	N/A *	-	100	-	-	100	-	200	200
Financed by:									
Cash to Capital						100		100	100
Internal Financing			100					100	100

CASH FLOW	2022	2023	2024	2025	2026	2027	Beyond 2027	Total
Project Costs ($000's)	-	100	-	-	100	-	-	200
Financed by:								
Cash to Capital					100			100
Internal Financing		100						100

NET OPERATING IMPACT ($000's)	2022	2023	2024	2025	2026	2027
Operating costs						
Debt and finance charges		11	22	22	22	22
Transfer to General Capital Fund					100	
Total Direct Costs	-	11	22	22	122	22
Less: Incremental Revenue/Recovery		3			3	
Net Cost/(Benefit)	-	8	22	22	119	22
Incremental Full Time Equivalent Positions	-	-	-	-	-	-

Class Estimate: Not applicable, as this is a scalable program

The City of Winnipeg is legally obligated through the approved Development Agreement Parameters to provide payback on older Developer Agreements based on the approved 48/52 split on the development of park costs. The funding formula is that the City of Winnipeg contributes 52% to the park development costs. Additionally, recognizing the need to do work concurrently beyond the basic requirements of the Development Agreement, these funds will cover provision of basic amenities that are more cost-effective and practical to install at the time of initial development (such as pathways, lighting, site furnishings, tree planting), particularly for linear park developments.

Applications from some of the outstanding (older) agreements are now being received due to the ongoing build out.

Calculations are based on industry consultation and the actual reviewed costs of works as they are completed each calendar year. Capital requirements are updated on an ongoing basis to reflect industry build out and Development Agreement amendments.

* N/A - No amounts have been included in the "Previous Budgets" due to this project's on-going nature.

Project Name: **Riverbank Stabilization - Physical Asset Protection**

Standing Policy Committee: Water and Waste, Riverbank Management and the Environment

Department: Planning, Property and Development

Service: Land Drainage and Flood Control

Project: 6351300222

OurWinnipeg: Environmental Resilience

AUTHORIZATION	Previous Budgets	2022 Estimate	FORECAST 2023	2024	2025	2026	2027	Five-Year Forecast Total	Six-Year Total
Project Costs ($000's)	N/A*	312	-	-	-	-	-	-	312
Financed by:									
Transfer from Prior Year Authorization		312						-	312

CASH FLOW	2022	2023	2024	2025	2026	2027	Beyond 2027	Total
Project Costs ($000's)	312	-	-	-	-	-	-	312
Financed by:								
Transfer from Prior Year Authorization	312							312

NET OPERATING IMPACT ($000's)	2022	2023	2024	2025	2026	2027
Operating costs						
Debt and finance charges						
Transfer to General Capital Fund						
Total Direct Costs	-	-	-	-	-	-
Less: Incremental Revenue/Recovery	10					
Net Cost/(Benefit)	(10)	-	-	-	-	-
Incremental Full Time Equivalent Positions	-	-	-	-	-	-

Class Estimate: Not applicable, as this is a scalable program

The Waterways Branch in the Planning, Property and Development Department has managed the Riverbank Stabilization-Physical Asset Protection capital program since 2001 and maintains a risk-based "Riverbank Asset Management System" which includes assessments of over 200 unique riverbank sites. These assessments are used to identify high risk sites for additional monitoring and proactive or remedial action. The assessments also consider factors related to the probability of slope failure, the rate of erosion, and the consequence if these hazards are not addressed. The cost to effectively provide erosion protection and/or stabilize the City-owned riverbanks identified as critical or significant risk is approximately $198 million.

To date, nine major priority sites have been stabilized via the Riverbank Stabilization and Physical Asset Protection capital program since 2003; namely, Annabella Street to May Street (2003), St. John's Park (2006), Bunn's Creek (2006), St. Vital Park (2008), Churchill Drive Park (2012), King's Park (2015), Guay Park (2016), Tache Avenue between Provencher Boulevard and Avenue de la Cathedrale (2017), and Wellington Crescent (2021). These projects have protected existing assets, accommodated the safe construction of new infrastructure, and preserved riparian habitat and valuable public river-frontage lands.

Subject to the availability of funding in the future, examples of high priority projects include:

- To protect or accommodate key Active Transportation path connections: Osborne Street (between Brandon and Woodward Avenues), River Road at Minnetonka Street to Rivergate Drive, and Alfred Avenue to Redwood Avenue
- To address aggressive erosion of park lands: Crescent Drive Park, Lyndale Drive Park, Churchill Drive Park, and Maple Grove Park
- To protect burial sites: St. Vital Cemetery

Prioritizations will change over time as riverbank conditions change, as land use changes, as more monitoring results are obtained, or when there are synergies with other City initiatives or external funding programs.

Funding includes $312,000 rebudgeted from 2019 adopted capital programs - see Appendix 4.

Project Name: **Digital Permitting**

Standing Policy Committee: Property and Development, Heritage, and Downtown Development

Department: Planning, Property and Development
Project: 6361000022
Service: Development Approvals, Building Permits and Inspections
OurWinnipeg: Leadership and Good Governance

AUTHORIZATION	Previous Budgets	2022 Estimate	FORECAST 2023	2024	2025	2026	2027	Five-Year Forecast Total	Six-Year Total
Project Costs ($000's)	3,162	1,019	-	-	-	-	-	-	1,019
Financed by:									
Permit Reserve		1,019						-	1,019

CASH FLOW	2022	2023	2024	2025	2026	2027	Beyond 2027	Total
Project Costs ($000's)	416	603	-	-	-	-	-	1,019
Financed by:								
Permit Reserve	416	603						1,019

NET OPERATING IMPACT ($000's)	2022	2023	2024	2025	2026	2027
Operating costs						
Debt and finance charges						
Transfer to General Capital Fund						
Total Direct Costs	-	-	-	-	-	-
Less: Incremental Revenue/Recovery	14	20				
Net Cost/(Benefit)	(14)	(20)	-	-	-	-
Incremental Full Time Equivalent Positions	-	-	-	-	-	-

Class Estimate: 3

The project is comprised of these major elements:

• Analysis phase in 2020 and 2021 will determine the roadmap/plan to achieve the required business outcomes and produce the class 3 estimate required to proceed to solution procurement.

• Foundational business process re-engineering will be performed concurrent to procurement activities to prepare for automation of permit processes.

• Solution implementation will require extensive business and technical resources over a 24-month period as optimized business processes are deployed within the selected solution.

The project outcomes will support the move to the digitization of all online functions on the permitting and inspections process, providing improved efficiency by:

• actively managing workflows and workplace monitoring;

• enabling multiple departments, agencies and jurisdictions to share data across a single database;

• supporting online permit and appointment requests, and;

• providing enhanced customer reporting and document management, among many other benefits.

In the event the Permit Reserve Fund does not have sufficient funds to cover the project expenditures in any given year, the General Capital Fund will interim finance until repaid from the reserve.

The 2022 program may include a maximum of 6 temporary capital-funded full-time equivalents. Temporary staffing costs of approximately $0.93 million are included in the $4.131 million overall project budget.

Project Name: **Master Green Space & Natural Corridors Plan By-law**

Standing Policy Committee: Property and Development, Heritage, and Downtown Development

Department: Planning, Property and Development | Service: City Planning

Project: 6352000022 | OurWinnipeg: Environmental Resilience

AUTHORIZATION	Previous Budgets	2022 Estimate	FORECAST 2023	2024	2025	2026	2027	Five-Year Forecast Total	Six-Year Total
Project Costs ($000's)	-	700	-	-	-	-	-	-	700
Financed by:									
Canada Community-Building Fund		600						-	600
External Debt		100						-	100

CASH FLOW	2022	2023	2024	2025	2026	2027	Beyond 2027	Total
Project Costs ($000's)	200	500	-	-	-	-	-	700
Financed by:								
Canada Community-Building Fund	100	500						600
External Debt	100							100

NET OPERATING IMPACT ($000's)	2022	2023	2024	2025	2026	2027
Operating costs						
Debt and finance charges	11	21	21	21	21	10
Transfer to General Capital Fund						
Total Direct Costs	11	21	21	21	21	10
Less: Incremental Revenue/Recovery	5	6				
Net Cost/(Benefit)	6	15	21	21	21	10
Incremental Full Time Equivalent Positions	-	-	-	-	-	-

Class Estimate: 5

On June 24, 2021, Council approval of OurWinnipeg By-law No. 120/2020 included a recommendation that Policy 2.20 be replaced with revised wording: “2.20 Leverage Green Infrastructure. Create a master green space and natural corridor plan by-law that enables conservation, management, restoration, and enhancement of the inherent value and ecological functioning of parks, waterways, natural areas and systems year round, to support the environment, advance climate change adaptation and mitigation, and increase quantity of such lands that can be accessed for recreation, social interaction, active living and connection of people and nature with nature, as population growth occurs.” Council also directed "that funding for the development of a Master Greenspace and Natural Corridors Plan By-law be referred to the 2022 budget process.”

Council Approval of By-law No. 119/2020, the Complete Communities Direction Strategy 2.0 included the following recommendation be added to the Parks and Recreation Chapter, namely: "4.8 b) A Biodiversity Policy for Winnipeg that will detail, among other things, an ecological network that is interdependent, reciprocal healthy, connected and integrated with the built environment and life on the land; one rooted in Indigenous traditional knowledge of land, community, and ecology. This should include a requirement for an annual report to Council structured in line with Durban Commitments Local Governments for Biodiversity c) A Corridor Plan to protect, and enhance Winnipeg forests, green spaces, natural environment and natural area corridors including Winnipeg’s connecting riverbank corridors."

It is anticipated that the development of this by-law will span two to three years. An initiative of this breadth involving cross-jurisdictional collaboration will require the Public Service to work in tandem with external consultants to maintain continuity and ensure that matters raised at committees of Council are addressed. The initial phase is to define the scope of the project and conduct preliminary analyses in order to obtain a class 3 cost estimate prior to finalizing the work plan and issuing a Request-For-Proposal(s) for contract components of the project.

ASSETS AND PROJECT MANAGEMENT - MUNICIPAL ACCOMMODATIONS

Project Name: **Health / Life Safety / Emergency Systems Refurbishment / City-wide Accessibility**

Standing Policy Committee: Property and Development, Heritage, and Downtown Development

Department: Municipal Accommodations
Service: Property Asset Management
Project: 0731009022
OurWinnipeg: Good Health and Well-Being

AUTHORIZATION	Previous Budgets	2022 Estimate	FORECAST 2023	2024	2025	2026	2027	Five-Year Forecast Total	Six-Year Total
Project Costs ($000's)	N/A *	2,804	1,333	2,660	943	2,236	2,311	9,483	12,287
Financed by:									
Cash to Capital					471	1,118	1,156	2,745	2,745
Land Operating Reserve				1,700				1,700	1,700
Canada Community-Building Fund		100	646	960	472	1,118	1,155	4,351	4,451
External Debt		831	687					687	1,518
Transfer from Prior Year Authorization		1,873						-	1,873

CASH FLOW	2022	2023	2024	2025	2026	2027	Beyond 2027	Total
Project Costs ($000's)	2,804	1,333	2,660	943	2,236	2,311	-	12,287
Financed by:								
Cash to Capital				471	1,118	1,156		2,745
Land Operating Reserve			1,700					1,700
Canada Community-Building Fund	100	646	960	472	1,118	1,155		4,451
External Debt	831	687						1,518
Transfer from Prior Year Authorization	1,873							1,873

NET OPERATING IMPACT ($000's)	2022	2023	2024	2025	2026	2027
Operating costs						
Debt and finance charges	47	136	177	177	177	177
Transfer to General Capital Fund				471	1,118	1,156
Total Direct Costs	47	136	177	648	1,295	1,333
Less: Incremental Revenue/Recovery	89	30	67	21	50	52
Net Cost/(Benefit)	(42)	106	110	627	1,245	1,281
Incremental Full Time Equivalent Positions	-	-	-	-	-	-

Class Estimate: Not applicable, as this is a scalable program

Capital program to fund investments ensuring health/life safety requirements and the highest-and-best use investments associated with preserving continued facility operations that arise annually. Specifically, this program encompasses planned or emergency refurbishment, replacement, repair and maintenance upgrade projects for fire and life safety (e.g., emergency lighting), heating, ventilation, air conditioning, electrical, plumbing, building envelope, structural requirements, emergency power generation, and uninterrupted power systems. Funding is also allocated for critical systems including building automation and climate control, security, access control, and closed-circuit television systems. This program also ensures adherence to regulatory compliance upgrades, asbestos and other hazardous material remediation, and asset condition assessments. Finally, this program addresses physical accessibility issues such as lighting, signage, and public entranceways.

Funding includes rebudgeted amounts totalling $1.873 million from adopted 2018-2019 capital programs - see Appendix 4.

* N/A - No amounts have been included in the "Previous Budgets" due to this project's on-going nature.

Project Name: **Sherbrook Pool**

Standing Policy Committee: Property and Development, Heritage, and Downtown Development

Department: Municipal Accommodations
Service: Recreation
Project: 0792040122
OurWinnipeg: Leadership and Good Governance

AUTHORIZATION	Previous Budgets	2022 Estimate	FORECAST 2023	2024	2025	2026	2027	Five-Year Forecast Total	Six-Year Total
Project Costs ($000's)	3,773	-	-	-	-	-	-	-	-
Financed by:									
Kinsmen Club of Winnipeg (Sponsor Winnipeg)		48						-	48
Interim Financing from General Capital Fund / (Repayment)		(48)						-	(48)

CASH FLOW	2022	2023	2024	2025	2026	2027	Beyond 2027	Total
Project Costs ($000's)	-	-	-	-	-	-	-	-
Financed by:								
Kinsmen Club of Winnipeg (Sponsor Winnipeg)	48							48
Interim Financing from General Capital Fund / (Repayment)	(48)							(48)

NET OPERATING IMPACT (000's)	2022	2023	2024	2025	2026	2027
Operating costs						
Debt and finance charges						
Transfer to General Capital Fund						
Total Direct Costs	-	-	-	-	-	-
Less: Incremental Revenue/Recovery						
Net Cost/(Benefit)	-	-	-	-	-	-
Incremental Full Time Equivalent Positions	-	-	-	-	-	-

Class Estimate: Not applicable, as this is a scalable program

On December 17, 2013, Council approved $1.671 million in capital funding for the reopening of Sherbrook Pool. The funding consisted of $0.2 million from the Mayor's 2013 Civic Initiatives Fund, $0.4 million from the 2014 Parks and Recreation Enhancement Program, $0.6 million from the Daniel McIntyre Recreation Initiative, $0.271 million from Building Communities Initiative (BCI) II - Phase 3 (formerly "Recreation and Leisure Facilities" amended by the City and Province October 2, 2013) and $0.2 million from the Municipal Accommodations operating funds. On June 27, 2014, BCI Policy Committee approved an additional allocation of $0.15 million from BCI II - Phase 2.

On March 7, 2014, it was announced that the Kinsmen Club of Winnipeg will make a Sponsor Winnipeg contribution of $1 million towards the renovation of Sherbrook Pool. Subsequent to this announcement, the City learned that such contributions are now deemed subject to GST, reducing the net contribution from $1 million to $0.952 million. On May 16, 2014, the Province announced a contribution of $1 million in 2015 Manitoba-Winnipeg Infrastructure Agreement funding toward the rehabilitation project.

On September 24, 2014, Council approved that the Kinsmen Club, if required, be provided with the option to extend the time period for the payment of their sponsorship contribution to a 9-year period with the final payment to be received by the City in 2022. It was anticipated that $572,000 (60%) in payments would be received by the end of 2015 with payments of $95,000 (10%) each year from 2016 to 2019.

Sherbrook Pool (continued):

On January 27, 2016, Council approved a revised payment schedule for the Kinsmen Club as follows: the first payment of $500,000 (i.e. $476,000 net of GST) to be received by the City on or before March 31, 2016; the remaining payments of $100,000 (i.e. $95,000 net of GST) per year to be received on or before December 31 in each year beginning with the year 2016 and continuing until December 31, 2020 with all payments totalling $1 million including GST. The expected payments of $476,000 before March 31, 2016 and $96,000 in 2016 equals the Council approved 2015 budget of $572,000. Kinsmen Club, if required, was also permitted to extend the time period of the payment of its sponsorship contribution to a 9-year period with the final payment to be received by the City no later than 2024. The Kinseman Club exercised this option in 2019 and remitted $48,000 ($50,000 net of GST) and will remit the remaining $144,000 in $48,000 installments from 2020 to 2022.

Return to Table of Contents

Project Name: **Corporate Records Centre**

Standing Policy Committee: Executive Policy Committee

Department: City Clerks
Project: 0400000922

Service: Heritage Conservation
OurWinnipeg: Leadership and Good Governance

AUTHORIZATION	Previous Budgets	2022 Estimate	FORECAST 2023	2024	2025	2026	2027	Five-Year Forecast Total	Six-Year Total
Project Costs ($000's)	875	100	-	-	-	-	200	200	300
Financed by:									
Cash to Capital							200	200	200
Internal Financing		100						-	100

CASH FLOW	2022	2023	2024	2025	2026	2027	Beyond 2027	Total
Project Costs ($000's)	100	-	-	-	-	200	-	300
Financed by:								
Cash to Capital						200		200
Internal Financing	100							100

NET OPERATING IMPACT ($000's)	2022	2023	2024	2025	2026	2027
Operating costs						
Debt and finance charges	11	22	22	22	22	10
Transfer to General Capital Fund						200
Total Direct Costs	11	22	22	22	22	210
Less: Incremental Revenue/Recovery	3					7
Net Cost/(Benefit)	8	22	22	22	22	203
Incremental Full Time Equivalent Positions	-	-	-	-	-	-

Class Estimate: 3

The City Clerk's Department, Archives and Records Control Branch, supports records and information management City-wide, manages access and privacy responsibilities for the City, and operates the City of Winnipeg Archives and the Corporate Records Centre. The move to the new Corporate Records Centre at 1450 Mountain Avenue has enabled the branch to increase storage capacity for records scheduled for retention under the records management by-law, utilize specialized shelving solutions to better accommodate variable sized box transfers from departments, and realize operational efficiencies. Archival storage and public access/research services continue to be delivered out of a leased facility at 50 Myrtle.

Ongoing development of the Corporate Records Centre is essential to meet the City’s records management requirements. Cost-effective storage and inventory management services enable departments to better manage records in accordance with the Records Management By-law 86/2010 ("by-law"), regulatory requirements, and the administrative standard, resulting in an increase in routine transfers of records out of expensive operational space to the more cost-effective Corporate Records Centre.

This project will ensure that the Corporate Records Centre continues to meet demand for storage of records scheduled under the by-law. Costs will include installation of additional specialized shelving solutions and the purchase of equipment to manage the growing inventory to ensure that City records are protected as required by law, and can be accessed and retrieved in an effective manner.

A further capital project will be established at the five-year mark from this project. Development of the Corporate Records Centre supports the City's commitment to increased transparency and better response times to requests through access legislation.

Project Name: **Election Systems**

Standing Policy Committee: Executive Policy Committee

Department: City Clerks
Project: 0400000522

Service: Council Services
OurWinnipeg: Leadership and Good Governance

AUTHORIZATION	Previous Budgets	2022 Estimate	FORECAST 2023	2024	2025	2026	2027	Five-Year Forecast Total	Six-Year Total
Project Costs ($000's)	N/A *	110	-	-	100	200	-	300	410
Financed by:									
Cash to Capital					100	200		300	300
Internal Financing		110						-	110

CASH FLOW	2022	2023	2024	2025	2026	2027	Beyond 2027	Total
Project Costs ($000's)	110	-	-	100	200	-	-	410
Financed by:								
Cash to Capital				100	200			300
Internal Financing	110							110

NET OPERATING IMPACT ($000's)	2022	2023	2024	2025	2026	2027
Operating costs						
Debt and finance charges	12	24	24	24	24	11
Transfer to General Capital Fund				100	200	
Total Direct Costs	12	24	24	124	224	11
Less: Incremental Revenue/Recovery	4			3	7	
Net Cost/(Benefit)	8	24	24	121	217	11
Incremental Full Time Equivalent Positions	-	-	-	-	-	-

Class Estimate: Not applicable, as this is a scalable program

In accordance with the Department's statutory responsibility to compile a List of Electors and convene elections, every four years the department ensures the renewal of equipment and systems used in election processes.

As some of the systems are only used every four years, they require either extensive renovations or complete rewrites to allow them to function with changed systems, networks, and databases. Systems which need to be upgraded / revitalized for the 2022 election include the List of Electors system, Geographic Information System mapping, election night reporting systems and web sites, especially those utilizing the Internet for increased security and more effective communication with candidates, media, and the public.

* N/A - No amounts have been included in the "Previous Budgets" due to this project's on-going nature.

Project Name: **Audio / Video Equipment Replacement**

Standing Policy Committee: Executive Policy Committee

Department: City Clerks
Project: 0400001823

Service: Council Services
OurWinnipeg: Leadership and Good Governance

AUTHORIZATION	Previous Budgets	2022 Estimate	FORECAST 2023	2024	2025	2026	2027	Five-Year Forecast Total	Six-Year Total
Project Costs ($000's)	-	-	100	-	-	-	100	200	200
Financed by:									
External Debt			100				100	200	200

CASH FLOW	2022	2023	2024	2025	2026	2027	Beyond 2027	Total
Project Costs ($000's)	-	100	-	-	-	100	-	200
Financed by:								
External Debt		100				100		200

NET OPERATING IMPACT ($000's)	2022	2023	2024	2025	2026	2027
Operating costs						
Debt and finance charges		11	22	22	22	33
Transfer to General Capital Fund						
Total Direct Costs	-	11	22	22	22	33
Less: Incremental Revenue/Recovery		3				3
Net Cost/(Benefit)	-	8	22	22	22	30
Incremental Full Time Equivalent Positions	-	-	-	-	-	-

Class Estimate: Not applicable, as this is a scalable program

The City Clerk's Department provides live streaming, live television broadcast, recording and providing various audio / video capabilities in six separate meeting areas, including the Council Chamber. In 2020, in response to social distancing regulations, put in place to mitigate the spread of COVID-19, the Department also began to facilitate meetings of Council, Committees and the Board of Revision online via the Zoom platform in the Council Chamber, the Committee meeting rooms and the Board of Revision meeting rooms. These facilities are used for 300+ meetings of Council and its committees, and for up to 5,000 appeal hearings each year.

The equipment used to facilitate these meeting is used virtually every day. Equipment includes automated cameras, microphones, speakers, amplifiers, digital recorders, live streaming boxes, closed captioning converters, digital storage, and television broadcast stations. Much of the equipment currently used was purchased in 2017 and typically has a five-year life span, but is already showing its age as some temporary upgrades had to be made in 2020 to accommodate conducting meetings via Zoom. A more permanent solution will require additional upgrades to ensure the various feeds can be accessed by newer technology.

The Department also undertakes over 200 protocol events annually including openings, announcements, and flag raisings, where audio and other pool sound, and other technology is required. Equipment used for protocol events including speakers, amplifiers, pool sound, etc. is often used outdoors and is required to be moved from event to event. As such, the equipment is subject to wear and tear and does require regular maintenance and replacement to ensure 100% operational ability and reliability.

Project Name: **Economic Response and Recovery Plan: Revitalizing Downtown Strategy**

Standing Policy Committee: Innovation and Economic Development

Department: Corporate Finance
Project: 1200001022
Service: Economic Development
OurWinnipeg: City Building

AUTHORIZATION	Previous Budgets	2022 Estimate	FORECAST 2023	2024	2025	2026	2027	Five-Year Forecast Total	Six-Year Total
Project Costs ($000's)	-	10,000	-	-	-	-	-	-	10,000
Financed by:									
Canada Community-Building Fund		9,500						-	9,500
External Debt		500						-	500

CASH FLOW	2022	2023	2024	2025	2026	2027	Beyond 2027	Total
Project Costs ($000's)	5,000	5,000	-	-	-	-	-	10,000
Financed by:								
Canada Community-Building Fund	4,500	5,000						9,500
External Debt	500							500

NET OPERATING IMPACT ($000's)	2022	2023	2024	2025	2026	2027
Operating costs						
Debt and finance charges	29	58	58	58	58	58
Transfer to General Capital Fund						
Total Direct Costs	29	58	58	58	58	58
Less: Incremental Revenue/Recovery	73	63				
Net Cost/(Benefit)	(44)	(5)	58	58	58	58
Incremental Full Time Equivalent Positions	-	-	-	-	-	-

Class Estimate: 5

A two-year Economic Response and Recovery Plan, subject to Council approval, is to provide Council with the tools to guide prioritization of strategies and actions, based on OurWinnipeg principles, to promote job and economic growth, equity and resiliency. There is a focus on coordination of recovery efforts for the downtown with Downtown Winnipeg BIZ and their partners in the Downtown Recovery Strategy. The five pillars in the Downtown Recovery Strategy (DRS) requests a financial contribution from the City of Winnipeg and each of the other two levels of government. The public service proposes to accommodate this request through the following:

Allocate up to $10 million from the City of Winnipeg's 2021 Canada Community-Building Funds (formerly known as gas tax funding) towards the projects identified in the Downtown Recovery Strategy, subject to finalizing details and costs associated with these projects.

This program will fund projects that support economic development in the City focused on revitalizing downtown. To achieve a total of $10 million, $9.5 million is to be sourced from the Canada Community Building Fund plus $500,000 funded by external debt to cover ineligible costs. Recommendations to Council on specific projects will be made by the Standing Policy Committee on Property and Development, Heritage and Downtown Development with input form the Public Service and the Downtown Recovery Strategy team.

Construction will not proceed on any individual project until a class 3 estimate is obtained.

Project Name: **Economic Response and Recovery Plan: Related Infrastructure Investments**

Standing Policy Committee: Innovation and Economic Development

Department: Corporate Finance
Project: 1200002022
Service: Economic Development
OurWinnipeg: City Building

AUTHORIZATION	Previous Budgets	2022 Estimate	FORECAST 2023	2024	2025	2026	2027	Five-Year Forecast Total	Six-Year Total
Project Costs ($000's)	-	10,000	-	-	-	-	-	-	10,000
Financed by:									
Canada Community-Building Fund		9,500						-	9,500
External Debt		500						-	500

CASH FLOW	2022	2023	2024	2025	2026	2027	Beyond 2027	Total
Project Costs ($000's)	5,000	5,000	-	-	-	-	-	10,000
Financed by:								
Canada Community-Building Fund	4,500	5,000						9,500
External Debt	500							500

NET OPERATING IMPACT ($000's)	2022	2023	2024	2025	2026	2027
Operating costs						
Debt and finance charges	29	58	58	58	58	58
Transfer to General Capital Fund						
Total Direct Costs	29	58	58	58	58	58
Less: Incremental Revenue/Recovery	73	63				
Net Cost/(Benefit)	(44)	(5)	58	58	58	58
Incremental Full Time Equivalent Positions	-	-	-	-	-	-

Class Estimate: 5

A two-year Economic Response and Recovery Plan, subject to Council approval, is to provide Council with the tools to guide prioritization of strategies and actions, based on OurWinnipeg principles, to promote job and economic growth, equity and resiliency. There is a focus on economic recovery efforts encouraging social distanced activities to support physical and mental health of Winnipeggers, to address the needs of residents and in under-served areas.

Projects will be focused on:

a. Improving regional parks infrastructure to accommodate social distancing measures.

b. Adding splash pads while at the same time either de-commissioning or converting wading pools into accessible playgrounds to promote outdoor safe recreation in under-served areas to align with the Wading Pool Rationalization and Spray Pad Reinvestment Strategy approved by Council on November 26, 2020.

c. Enhancing active transportation infrastructure.

This program will fund projects that support economic development in the City focused community recovery and specifically in under-served area. To achieve a total of $10 million, $9.5 million is to be sourced from the Canada Community Building Fund plus $500,000 funded by external debt to cover ineligible costs. Recommendations to Council on specific projects will be made by each of the five Community Committees with input form the Public Service in 2022.

Construction will not proceed on any individual project until a class 3 estimate is obtained.

Return to Table of Contents

Project Name: **Innovation Strategy**

Standing Policy Committee: Innovation and Economic Development

Department: Innovation & Technology
Project: 3459000122

Service: Innovation, Transformation and Technology
OurWinnipeg: Leadership and Good Governance

AUTHORIZATION	Previous Budgets	2022 Estimate	FORECAST 2023	2024	2025	2026	2027	Five-Year Forecast Total	Six-Year Total
Project Costs ($000's)	N/A*	107	-	200	-	-	-	200	307
Financed by:									
Transfer from Prior Year Authorization		107		200				200	307

CASH FLOW	2022	2023	2024	2025	2026	2027	Beyond 2027	Total
Project Costs ($000's)	107	-	200	-	-	-	-	307
Financed by:								
Transfer from Prior Year Authorization	107		200					307

NET OPERATING IMPACT ($000's)	2022	2023	2024	2025	2026	2027
Operating costs						
Debt and finance charges						
Transfer to General Capital Fund						
Total Direct Costs	-	-	-	-	-	-
Less: Incremental Revenue/Recovery	3		7			
Net Cost/(Benefit)	(3)	-	(7)	-	-	-
Incremental Full Time Equivalent Positions	-	-	-	-	-	-

Class Estimate: Not applicable, as this is a scalable program

The Innovation Strategy Program (ISP) will enable the City to create innovative ideas, utilize innovative technologies, and approaches to improve existing systems, tools, and processes to primarily reduce costs or increase revenue, improve service levels, and add new capabilities. This will enable the Director of Innovation & Technology Services to fulfill the mandate of driving innovation for the City of Winnipeg to make us smarter, more efficient, and more effective in meeting the needs of a growing City.

Winnipeg currently operates below optimum service levels in many areas. Adequate resource levels are often cited for the gap between what should be delivered and what is delivered for both external, citizen centric services as well as internal, administrative services. Prior to 2019, consideration of innovation to explore alternative technologies, ideas, processes and build new capabilities to bridge the gap has been limited. Winnipeg is filling its resourcing gap with innovation capability and outcomes that focus on offering a return on investment.

Projects within the ISP will be selected and delivered to build and reinforce a culture of innovation and provide the City with tangible outcomes. Transforming how services are delivered, or changing the service levels that a service can provide will be the focus. These projects will be delivered with a balanced approach that blends Innovation Engineering methods with the City's project management principles. Projects undertaken as part of the ISP will produce expected benefit of operational efficiency gains, cost avoidance, citizen impact, revenue increase and cost decreases. The anticipated benefits will be signed off by applicable department heads prior to project commencement.

Innovation Strategy (continued):

The portfolio of innovation investments may include, but not be limited to:

• Innovation Technology Pilots will encompass pilot and trial projects that focus on the applications of novel technologies or novel applications of commodity technologies to business problems with an emphasis on identifying small projects that answer questions and test hypotheses to better inform future incrementally larger trials.

• Innovation Business Process Enhancement will look at the application of business modelling techniques to existing business processes that are currently a significant bottleneck or hindrance. This will focus less on technology and more on addressing the human and organizational business process elements and how those can be optimized for cost savings through appropriate analysis and application of Innovation Engineering methodology.

• Innovation Prototyping represents a collection of small projects aimed at testing concepts in a fail-fast-fail-cheap mindset. If efficiency gains are proven they will often be the precursor to projects started in the other areas. These small initiatives will aim to gather information about the viability of an idea, technology, or approach in order to ensure that follow-up project decisions are made with demonstrated value.

The 2024 program may include a maximum of 2 temporary capital funded full-time equivalents.

Included are rebudget amounts totalling $307,000 from adopted 2015-2019 capital programs - see Appendix 4.

The program budget is available for the Director of Innovation & Technology Services to make allocations to projects as deemed necessary.

* N/A - No amounts have been included in the "Previous Budgets" due to this project's on-going nature.

Project Name: **Data Centre Sustainment (formerly Enterprise Computing Initiatives)**

Standing Policy Committee: Innovation and Economic Development

Department: Innovation & Technology
Project: 3402500122

Service: Innovation, Transformation and Technology
OurWinnipeg: Leadership and Good Governance

AUTHORIZATION	Previous Budgets	2022 Estimate	FORECAST 2023	2024	2025	2026	2027	Five-Year Forecast Total	Six-Year Total
Project Costs ($000's)	N/A *	282	-	-	350	-	-	350	632
Financed by:									
Cash to Capital					350			350	350
Transfer from Prior Year Authorization		282						-	282

CASH FLOW	2022	2023	2024	2025	2026	2027	Beyond 2027	Total
Project Costs ($000's)	282	-	-	350	-	-	-	632
Financed by:								
Cash to Capital				350				350
Transfer from Prior Year Authorization	282							282

NET OPERATING IMPACT ($000's)	2022	2023	2024	2025	2026	2027
Operating costs						
Debt and finance charges						
Transfer to General Capital Fund				350		
Total Direct Costs	-	-	-	350	-	-
Less: Incremental Revenue/Recovery	9			11		
Net Cost/(Benefit)	(9)	-	-	339	-	-
Incremental Full Time Equivalent Positions	-	-	-	-	-	-

Class Estimate: 3

The City runs its on-premise information technology infrastructre in three datacentres that addresses the business requirements of a wide variety of critical business functions (311, PeopleSoft, Property Assessment, Taxation, Permitting, Parking Enforcement, Public Facing Internet, etc.). The datacentre infrastructure has a finite lifespan and needs to be replaced (evergreened) on a periodic basis to ensure its continued operation and support of the business functions. There are also requirements to expand the capacity of this infrastructure to support the growing requirements of the organization.

Funding includes rebudgeted amounts totalling $282,000 from adopted 2015-2019 capital programs - see Appendix 4.

* N/A - No amounts have been included in the "Previous Budgets" due to this project's on-going nature.

Project Name: **Network Products Evergreen (formerly Communications Network Infrastructure)**

Standing Policy Committee: Innovation and Economic Development

Department: Innovation & Technology
Project: 3401200022

Service: Innovation, Transformation and Technology
OurWinnipeg: Leadership and Good Governance

AUTHORIZATION	Previous Budgets	2022 Estimate	FORECAST 2023	2024	2025	2026	2027	Five-Year Forecast Total	Six-Year Total
Project Costs ($000's)	N/A *	2,000	-	875	883	366	388	2,512	4,512
Financed by:									
Cash to Capital				476	420	366	388	1,650	1,650
External Debt		21						-	21
Internal Financing		165						-	165
Transfer from Prior Year Authorization		1,814		399	463			862	2,676

CASH FLOW	2022	2023	2024	2025	2026	2027	Beyond 2027	Total
Project Costs ($000's)	2,000	-	875	883	366	388	-	4,512
Financed by:								
Cash to Capital			476	420	366	388		1,650
External Debt	21							21
Internal Financing	165							165
Transfer from Prior Year Authorization	1,814		399	463				2,676

NET OPERATING IMPACT ($000's)	2022	2023	2024	2025	2026	2027
Operating costs			19	20	21	23
Debt and finance charges	20	40	40	40	40	18
Transfer to General Capital Fund			476	420	366	388
Total Direct Costs	20	40	535	480	427	429
Less: Incremental Revenue/Recovery	65		28	29	12	13
Net Cost/(Benefit)	(45)	40	507	451	415	416
Incremental Full Time Equivalent Positions	-	-	-	-	-	-

Class Estimate: 3

Network Products Evergreen is the implementation and enhancement of the backbone network infrastructure which connects the computers in civic departments. This is a high speed infrastructure to enable the sharing and distribution of corporate information across departments in support of organizational business requirements.

Operating costs are for hardware/software maintenance increases. These amounts have not yet been reviewed by Council and are subject to change during future budget processes.

Funding includes rebudgeted amounts totalling $2.676 million from adopted 2015-2019 capital programs - see Appendix 4.

This program may include 1 temporary capital funded full-time equivalent.

* N/A - No amounts have been included in the "Previous Budgets" due to this project's on-going nature.

Project Name: **Printing Graphics & Mail Services Asset Renewal**

Standing Policy Committee: Innovation and Economic Development

Department: Innovation & Technology
Project: 3458400024

Service: Innovation, Transformation and Technology
OurWinnipeg: Leadership and Good Governance

AUTHORIZATION	Previous Budgets	2022 Estimate	FORECAST 2023	2024	2025	2026	2027	Five-Year Forecast Total	Six-Year Total
Project Costs ($000's)	548	-	-	170	-	-	-	170	170
Financed by:									
Transfer from Prior Year Authorization				170				170	170

CASH FLOW	2022	2023	2024	2025	2026	2027	Beyond 2027	Total
Project Costs ($000's)	-	-	170	-	-	-	-	170
Financed by:								
Transfer from Prior Year Authorization			170					170

NET OPERATING IMPACT ($000's)	2022	2023	2024	2025	2026	2027
Operating costs						
Debt and finance charges						
Transfer to General Capital Fund						
Total Direct Costs	-	-	-	-	-	-
Less: Incremental Revenue/Recovery			6			
Net Cost/(Benefit)	-	-	(6)	-	-	-
Incremental Full Time Equivalent Positions	-	-	-	-	-	-

Class Estimate: 3

Replacement (evergreening) of essential printing graphics and mail services assets to ensure reliable production of critical revenue-generating print and mail streams, and to reduce the risks associated with unacceptable quality, delayed deliveries, and limited production capabilities.

Funding includes rebudgeted amounts totalling $170,000 from adopted 2015-2019 capital programs - see Appendix 4.

Project Name: **Information Security Initiatives**

Standing Policy Committee: Innovation and Economic Development

Department: Innovation & Technology
Project: 3460000024

Service: Innovation, Transformation and Technology
OurWinnipeg: Leadership and Good Governance

AUTHORIZATION	Previous Budgets	2022 Estimate	FORECAST 2023	2024	2025	2026	2027	Five-Year Forecast Total	Six-Year Total
Project Costs ($000's)	958	-	-	602	586	-	-	1,188	1,188
Financed by:									
Cash to Capital					203			203	203
Transfer from Prior Year Authorization				602	383			985	985

CASH FLOW	2022	2023	2024	2025	2026	2027	Beyond 2027	Total
Project Costs ($000's)	-	-	602	586	-	-	-	1,188
Financed by:								
Cash to Capital				203				203
Transfer from Prior Year Authorization			602	383				985

NET OPERATING IMPACT ($000's)	2022	2023	2024	2025	2026	2027
Operating costs			13	74	122	169
Debt and finance charges						
Transfer to General Capital Fund				203		
Total Direct Costs	-	-	13	277	122	169
Less: Incremental Revenue/Recovery			20	19		
Net Cost/(Benefit)	-	-	(7)	258	122	169
Incremental Full Time Equivalent Positions	-	-	-	-	-	-

Class Estimate: 3

Information Security initiatives will provide the minimum acceptable level of protection against the rapidly increasing number of threats to City business systems. The program will implement the processes, tools, and people elements required to manage the risk. Without the program, the City will be facing levels of security risk that could cause widespread business impact and prevent the City from meeting legislated responsibilities for the confidentiality, integrity, and availability of critical data.

Operating costs are for software support and maintenance. These amounts have not yet been reviewed by Council and are subject to change during future budget processes.

Funding includes rebudgeted amounts totalling $985,000 million from adopted 2015-2019 capital programs - see Appendix 4.

Project Name: **Email, Teams, and Files (formerly Microsoft Office License Evergreen)**

Standing Policy Committee: Innovation and Economic Development

Department: Innovation & Technology
Project: 3461000122

Service: Innovation, Transformation and Technology
OurWinnipeg: Leadership and Good Governance

AUTHORIZATION	Previous Budgets	2022 Estimate	FORECAST 2023	2024	2025	2026	2027	Five-Year Forecast Total	Six-Year Total
Project Costs ($000's)	N/A *	817	-	-	-	-	-	-	817
Financed by:									
Transfer from Prior Year Authorization		817						-	817

CASH FLOW	2022	2023	2024	2025	2026	2027	Beyond 2027	Total
Project Costs ($000's)	817	-	-	-	-	-	-	817
Financed by:								
Transfer from Prior Year Authorization	817							817

NET OPERATING IMPACT ($000's)	2022	2023	2024	2025	2026	2027
Operating costs			267	277	298	320
Debt and finance charges						
Transfer to General Capital Fund						
Total Direct Costs	-	-	267	277	298	320
Less: Incremental Revenue/Recovery	27					
Net Cost/(Benefit)	(27)	-	267	277	298	320
Incremental Full Time Equivalent Positions	-	-	-	-	-	-

Class Estimate: 3

Upgrade Microsoft Office Exchange and SharePoint to a Cloud Hosted solution (O365) that provides many other productivity enhancements such as Teams to provide colloboration capabilities to all staff with email.

Operating costs are for software support and maintenance. These amounts have not yet been reviewed by Council and are subject to change during future budget processes.

Funding includes rebudgeted amounts totalling $817,000 from adopted 2015-2019 capital programs - see Appendix 4.

This program may include a maximum of 2 temporary capital funded full-time equivalent.

* N/A - No amounts have been included in the "Previous Budgets" due to this project's on-going nature.

Project Name: **Microsoft Development Network Software Renewal**

Standing Policy Committee: Innovation and Economic Development

Department: Innovation & Technology
Project: 3458200022

Service: Innovation, Transformation and Technology
OurWinnipeg: Leadership and Good Governance

AUTHORIZATION	Previous Budgets	2022 Estimate	FORECAST 2023	2024	2025	2026	2027	Five-Year Forecast Total	Six-Year Total
Project Costs ($000's)	404	282	-	-	308	-	-	308	590
Financed by:									
Cash to Capital					55			55	55
Transfer from Prior Year Authorization		282			253			253	535

CASH FLOW	2022	2023	2024	2025	2026	2027	Beyond 2027	Total
Project Costs ($000's)	282	-	-	308	-	-	-	590
Financed by:								
Cash to Capital				55				55
Transfer from Prior Year Authorization	282			253				535

NET OPERATING IMPACT ($000's)	2022	2023	2024	2025	2026	2027
Operating costs						
Debt and finance charges						
Transfer to General Capital Fund				55		
Total Direct Costs	-	-	-	55	-	-
Less: Incremental Revenue/Recovery	9			10		
Net Cost/(Benefit)	(9)	-	-	45	-	-
Incremental Full Time Equivalent Positions	-	-	-	-	-	-

Class Estimate: 3

Microsoft Developer Network (MSDN) software is required for the development, testing, deployment and support of business applications used across the City. Without renewal of the MSDN software, the business applications will not be sustainable and the business services that depend on the applications (e.g. Finance, Human Resource Services, 311. etc.) will be impacted.

Fundng includes rebudgeted amounts totalling $535,000 from adopted 2015-2019 capital programs - see Appendix 4.

Project Name: **Geographic Information System Aerial Imagery Renewal Program**

Standing Policy Committee: Innovation and Economic Development

Department: Innovation & Technology
Project: 3458100024

Service: Innovation, Transformation and Technology
OurWinnipeg: Leadership and Good Governance

AUTHORIZATION	Previous Budgets	2022 Estimate	FORECAST 2023	2024	2025	2026	2027	Five-Year Forecast Total	Six-Year Total
Project Costs ($000's)	503	-	-	212	-	-	-	212	212
Financed by:									
Cash to Capital				204				204	204
Transfer from Prior Year Authorization				8				8	8

CASH FLOW	2022	2023	2024	2025	2026	2027	Beyond 2027	Total
Project Costs ($000's)	-	-	212	-	-	-	-	212
Financed by:								
Cash to Capital			204					204
Transfer from Prior Year Authorization			8					8

NET OPERATING IMPACT ($000's)	2022	2023	2024	2025	2026	2027
Operating costs			3	5	5	5
Debt and finance charges						
Transfer to General Capital Fund			204			
Total Direct Costs	-	-	207	5	5	5
Less: Incremental Revenue/Recovery			7			
Net Cost/(Benefit)	-	-	200	5	5	5
Incremental Full Time Equivalent Positions	-	-	-	-	-	-

Class Estimate: 3

Departmental business processes within the City depend on new ortho and oblique imagery delivered every four years; 2021 and 2025. The imagery data is the shared common background to promote data sharing and support business processes.

Operating costs are for support and maintenance. These amounts have not yet been reviewed by Council and are subject to change during future budget processes.

Funding includes rebudgeted amounts totalling $8,000 from adopted 2015-2019 capital programs - see Appendix 4.

Project Name: **Intake Program**

Standing Policy Committee: Innovation and Economic Development

Department: Innovation & Technology
Project: 3458500024

Service: Innovation, Transformation and Technology
OurWinnipeg: Leadership and Good Governance

AUTHORIZATION	Previous Budgets	2022 Estimate	FORECAST 2023	2024	2025	2026	2027	Five-Year Forecast Total	Six-Year Total
Project Costs ($000's)	656	-	-	171	-	-	-	171	171
Financed by:									
Transfer from Prior Year Authorization				171				171	171

CASH FLOW	2022	2023	2024	2025	2026	2027	Beyond 2027	Total
Project Costs ($000's)	-	-	171	-	-	-	-	171
Financed by:								
Transfer from Prior Year Authorization			171					171

NET OPERATING IMPACT ($000's)	2022	2023	2024	2025	2026	2027
Operating costs			38	38	38	38
Debt and finance charges						
Transfer to General Capital Fund						
Total Direct Costs	-	-	38	38	38	38
Less: Incremental Revenue/Recovery			6			
Net Cost/(Benefit)	-	-	32	38	38	38
Incremental Full Time Equivalent Positions	-	-	-	-	-	-

Class Estimate: 3

Organizational Support Services depend on modern industry technologies for the delivery of their City-wide supports. As business needs continue to grow and change, so does the need for enhancement to existing systems, or entirely new systems to support these changes.

The Intake Program will provide a way for initiatives, which have been estimated to cost under $100,000, to secure capital funding. This ability will improve the digital dexterity of the organization and better position the City of Winnipeg for a sustainable future. Projects within the program will be prioritized based on highest positive citizen impact, business value, return on investment projection, and cross organizational use.

Operating costs are for support and maintenance. These amounts have not yet been reviewed by Council and are subject to change during future budget processes.

Funding includes rebudgeted amounts totalling $171,000 from adopted 2015-2019 capital programs - see Appendix 4.

Project Name: **Server-Storage Evergreen (formerly Enterprise Computing Initiatives)**

Standing Policy Committee: Innovation and Economic Development

Department: Innovation & Technology
Project: 3402500222

Service: Innovation, Transformation and Technology
OurWinnipeg: Leadership and Good Governance

AUTHORIZATION	Previous Budgets	2022 Estimate	FORECAST 2023	2024	2025	2026	2027	Five-Year Forecast Total	Six-Year Total
Project Costs ($000's)	N/A *	1,800	1,386	370	731	904	902	4,293	6,093
Financed by:									
Cash to Capital				370	153	904	902	2,329	2,329
External Debt		492	1,346					1,346	1,838
Internal Financing		680						-	680
Transfer from Prior Year Authorization		628	40		578			618	1,246

CASH FLOW	2022	2023	2024	2025	2026	2027	Beyond 2027	Total
Project Costs ($000's)	1,800	1,386	370	731	904	902	-	6,093
Financed by:								
Cash to Capital			370	153	904	902		2,329
External Debt	492	1,346						1,838
Internal Financing	680							680
Transfer from Prior Year Authorization	628	40		578				1,246

NET OPERATING IMPACT ($000's)	2022	2023	2024	2025	2026	2027
Operating costs						
Debt and finance charges	125	398	546	546	546	406
Transfer to General Capital Fund			370	153	904	902
Total Direct Costs	125	398	916	699	1,450	1,308
Less: Incremental Revenue/Recovery	59	45	12	24	29	29
Net Cost/(Benefit)	66	353	904	675	1,421	1,279
Incremental Full Time Equivalent Positions	-	-	-	-	-	-

Class Estimate: 3

The City utilizes enterprise servers and storage and systems software infrastructure to address the computing requirements of a wide variety of critical business functions (311, PeopleSoft, Property Assessment, Taxation, Permitting, Parking Enforcement, Public Facing Internet, etc.). This infrastructure has a finite lifespan and needs to be replaced (evergreened) on a periodic basis to ensure its continued operation and support of the business functions. There are also requirements to expand the capacity of this infrastructure to support the growing requirements of the organization.

Funding includes rebudgeted amounts totalling $1.246 million from adopted 2015-2019 capital programs - see Appendix 4.

This program may include a maximum of 1 temporary capital funded full-time equivalent.

* N/A - No amounts have been included in the "Previous Budgets" due to this project's on-going nature.

Project Name: **Desktop Office Suite (formerly Microsoft Office License Evergreen)**

Standing Policy Committee: Innovation and Economic Development

Department: Innovation & Technology
Project: 3461000224

Service: Innovation, Transformation and Technology
OurWinnipeg: Leadership and Good Governance

AUTHORIZATION	Previous Budgets	2022 Estimate	FORECAST 2023	2024	2025	2026	2027	Five-Year Forecast Total	Six-Year Total
Project Costs ($000's)	N/A *	-	-	488	-	-	-	488	488
Financed by:									
Cash to Capital				243				243	243
Transfer from Prior Year Authorization				245				245	245

CASH FLOW	2022	2023	2024	2025	2026	2027	Beyond 2027	Total
Project Costs ($000's)	-	-	488	-	-	-	-	488
Financed by:								
Cash to Capital			243					243
Transfer from Prior Year Authorization			245					245

NET OPERATING IMPACT ($000's)	2022	2023	2024	2025	2026	2027
Operating costs			21	426	839	863
Debt and finance charges						
Transfer to General Capital Fund			243			
Total Direct Costs	-	-	264	426	839	863
Less: Incremental Revenue/Recovery			16			
Net Cost/(Benefit)	-	-	248	426	839	863
Incremental Full Time Equivalent Positions	-	-	-	-	-	-

Class Estimate: 3

Upgrade Microsoft Office Productivity Software to a supported version so critical security updates are received from Microsoft. Without security updates, the software cannot be used due to the organizational risk of security attacks to the rest of the City computing environment. Continued upgrading of Microsoft Office Productivity Software to avoid loss of use of Microsoft Office and widespread business impact.

Operating costs are for support and maintenance. These amounts have not yet been reviewed by Council and are subject to change during future budget processes.

Funding includes rebudgeted amounts of $245,000 from adopted 2015-2019 capital programs - see Appendix 4.

* N/A - No amounts have been included in the "Previous Budgets" due to this project's on-going nature.

CUSTOMER SERVICE AND COMMUNICATIONS - GENERAL CAPITAL FUND

Project Name: **311 Renewal**

Standing Policy Committee: Executive Policy Committee

Department: Customer Service and Communications

Service: Contact Centre - 311

Project: 3700000123

OurWinnipeg: Leadership and Good Governance

AUTHORIZATION	Previous Budgets	2022 Estimate	FORECAST 2023	2024	2025	2026	2027	Five-Year Forecast Total	Six-Year Total
Project Costs ($000's)	N/A*	-	100	-	-	107	104	311	311
Financed by:									
Cash to Capital						107	104	211	211
External Debt			100					100	100

CASH FLOW	2022	2023	2024	2025	2026	2027	Beyond 2027	Total
Project Costs ($000's)	-	100	-	-	107	104	-	311
Financed by:								
Cash to Capital					107	104		211
External Debt		100						100

NET OPERATING IMPACT ($000's)	2022	2023	2024	2025	2026	2027
Operating costs						
Debt and finance charges		11	22	22	22	22
Transfer to General Capital Fund					107	104
Total Direct Costs	-	11	22	22	129	126
Less: Incremental Revenue/Recovery		3			3	3
Net Cost/(Benefit)	-	8	22	22	126	123
Incremental Full Time Equivalent Positions	-	-	-	-	-	-

Class Estimate: 3

The City is committed to renewing its Call Center application investments on an ongoing basis to take advantage of new functionality and remain current with suppliers' support.

* N/A - No amounts have been included in the "Previous Budgets" due to this project's on-going nature.

Return to Table of Contents

Project Name: **Assessment Automation**

Standing Policy Committee: Executive Policy Committee

Department: Assessment and Taxation

Service: Assessment, Taxation and Corporate

Project: 1400000122

OurWinnipeg: Leadership and Good Governance

AUTHORIZATION	Previous Budgets	2022 Estimate	FORECAST 2023	2024	2025	2026	2027	Five-Year Forecast Total	Six-Year Total
Project Costs ($000's)	N/A *	497	-	250	312	350	245	1,157	1,654
Financed by:									
Cash to Capital				250	312	350	245	1,157	1,157
Internal Financing		312						-	312
Transfer from Prior Year Authorization		185						-	185

CASH FLOW	2022	2023	2024	2025	2026	2027	Beyond 2027	Total
Project Costs ($000's)	497	-	250	312	350	245	-	1,654
Financed by:								
Cash to Capital			250	312	350	245		1,157
Internal Financing	312							312
Transfer from Prior Year Authorization	185							185

NET OPERATING IMPACT ($000's)	2022	2023	2024	2025	2026	2027
Operating costs						
Debt and finance charges	34	68	68	68	68	30
Transfer to General Capital Fund			250	312	350	245
Total Direct Costs	34	68	318	380	418	275
Less: Incremental Revenue/Recovery	16		8	10	11	8
Net Cost/(Benefit)	18	68	310	370	407	267
Incremental Full Time Equivalent Positions	-	-	-	-	-	-

Class Estimate: Not applicable, as this is a scalable program

The funding is for system upgrades and rehabilitation to key assessment and taxation systems that interface with the two main Computer Aided Mass Appraisal and Manta systems. There are approximately 40 subsystems that interface directly to these systems and funding is required to ensure that they continue to work effectively and efficiently with upgraded platforms and operating systems.

Included in the 2022 authorization amount is a re-budget of $185,000 from the 2017 Assessment Automation capital program - see Appendix 4.

The initiatives in this program may include a maximum of 3 temporary, capital funded full-time equivalent positions in 2022 and future years.

* N/A - No amounts have been included in the "Previous Budgets" due to this project's on-going nature.

Project Name: **Local Improvements - Ongoing Program**

Standing Policy Committee: Infrastructure Renewal and Public Works

Department: Assessment and Taxation

Service: Roadway Construction and Maintenance

Project: 1420000122

OurWinnipeg: City Building

AUTHORIZATION	Previous Budgets	2022 Estimate	FORECAST 2023	2024	2025	2026	2027	Five-Year Forecast Total	Six-Year Total
Project Costs ($000's)	N/A *	100	480	147	100	250	215	1,192	1,292
Financed by:									
Cash to Capital					100	50	43	193	193
External Debt			480	147		200	172	999	999
Internal Financing		100						-	100

CASH FLOW	2022	2023	2024	2025	2026	2027	Beyond 2027	Total
Project Costs ($000's)	100	480	147	100	250	215	-	1,292
Financed by:								
Cash to Capital				100	50	43		193
External Debt		480	147		200	172		999
Internal Financing	100							100

NET OPERATING IMPACT ($000's)	2022	2023	2024	2025	2026	2027
Operating costs						
Debt and finance charges	11	40	58	62	71	74
Transfer to General Capital Fund				100	50	43
Total Direct Costs	11	40	58	162	121	117
Less: Incremental Revenue/Recovery	3	16	5	3	8	7
Net Cost/(Benefit)	8	24	53	159	113	110
Incremental Full Time Equivalent Positions	-	-	-	-	-	-

Class Estimate: Not applicable, as this is a scalable program

Local Improvement capital projects are those which are financed partly by a direct levy on the properties benefited. The program is governed by Local Improvements By-law No. 98/72 and is subject to advertising and subsequent approval by the majority of ratepayers involved. The types of expenditure generally falling within this category are: paving of local streets and lanes; sidewalk and boulevard construction; installation of new watermains and sewers; ornamental street lighting and lane lighting.

* N/A - No amounts have been included in the "Previous Budgets" due to this project's on-going nature.

Project Name: **Transit Information Technology Program**

Standing Policy Committee: Infrastructure Renewal and Public Works

Department: Transit
Project: 4230030122

Service: Public Transit
OurWinnipeg: Leadership and Good Governance

AUTHORIZATION	Previous Budgets	2022 Estimate	FORECAST 2023	2024	2025	2026	2027	Five-Year Forecast Total	Six-Year Total
Project Costs ($000's)	N/A *	534	500	325	325	500	500	2,150	2,684
Financed by:									
Cash to Capital				325	325	500	500	1,650	1,650
External Debt			500					500	500
Internal Financing		325						-	325
Transfer from Prior Year Authorization		209						-	209

CASH FLOW	2022	2023	2024	2025	2026	2027	Beyond 2027	Total
Project Costs ($000's)	534	500	325	325	500	500	-	2,684
Financed by:								
Cash to Capital			325	325	500	500		1,650
External Debt		500						500
Internal Financing	325							325
Transfer from Prior Year Authorization	209							209

NET OPERATING IMPACT ($000's)	2022	2023	2024	2025	2026	2027
Operating costs						
Debt and finance charges	35	125	180	180	180	140
Transfer to General Capital Fund			325	325	500	500
Total Direct Costs	35	125	505	505	680	640
Less: Incremental Revenue/Recovery	17	16	11	11	16	16
Net Cost/(Benefit)	18	109	494	494	664	624
Incremental Full Time Equivalent Positions	-	-	-	-	-	-

Class Estimate: Not applicable, as this is a scalable program

The Transit Information Technology Program mainly provides technology upgrades to systems that support interaction between Transit operations and the public for improved technology throughout the department.

Transit also uses this program to implement innovative practices throughout the department to improve efficiency. Equipment related to achieving this innovation may be funded through this program.

Includes 2 Analyst Programmer full-time equivalent (FTE) positions for ongoing technology upgrades and 3 FTEs related to the redevelopment of Transit's Maintenance Management Information System (MMIS) including 1 Project Coordinator, 1 Information Specialist, and 1 Analyst Programmer.

Included in 2022 is a rebudgeted amount totalling $209,000 from the adopted 2009 capital program - see Appendix 4.

* N/A - No amounts have been included in the "Previous Budgets" due to this project's on-going nature.

Project Name: **Transit Building Replacement / Refurbishment**

Standing Policy Committee: Infrastructure Renewal and Public Works

Department: Transit
Project: 4210010122

Service: Public Transit
OurWinnipeg: Good Health and Well-Being

AUTHORIZATION	Previous Budgets	2022 Estimate	FORECAST 2023	2024	2025	2026	2027	Five-Year Forecast Total	Six-Year Total
Project Costs ($000's)	N/A *	642	4,572	1,736	688	4,340	600	11,936	12,578
Financed by:									
Cash to Capital				301	277	226	600	1,404	1,404
Canada Community-Building Fund		500	4,372	1,435	411	3,355		9,573	10,073
Retained Earnings			200					200	200
External Debt						759		759	759
Transfer from Prior Year Authorization		142						-	142

CASH FLOW	2022	2023	2024	2025	2026	2027	Beyond 2027	Total
Project Costs ($000's)	642	4,572	1,736	688	4,340	600	-	12,578
Financed by:								
Cash to Capital			301	277	226	600		1,404
Canada Community-Building Fund	500	4,372	1,435	411	3,355			10,073
Retained Earnings		200						200
External Debt					759			759
Transfer from Prior Year Authorization	142							142

NET OPERATING IMPACT ($000's)	2022	2023	2024	2025	2026	2027
Operating costs						
Debt and finance charges					35	59
Transfer to General Capital Fund			301	277	226	600
Total Direct Costs	-	-	301	277	261	659
Less: Incremental Revenue/Recovery	11	61	28	15	74	20
Net Cost/(Benefit)	(11)	(61)	273	262	187	639
Incremental Full Time Equivalent Positions	-	-	-	-	-	-

Class Estimate: Not applicable, as this is a scalable program

Surplus funds will automatically be transferred to the following year's Transit Building Replacement/Refurbishment program budget.

Transit's operations are housed at three primary locations - The Fort Rouge complex, North Main garage, and Brandon garage. The Fort Rouge and North Main facilities are approximately 40 and 80 years old, respectively, and are operating at capacity. The department funds the maintenance of its facilities through the operating budget; however, many of the structural, mechanical and electrical systems in the existing facilities are past their design and economic lives and capital funding is required to bring the facilities up to acceptable standards.

This multi-year capital program addresses the need for smaller scale projects within Transit's existing facilities and stations. These projects are mainly required due to the age and condition of the assets.

Includes 2 temporary capital funded full-time equivalent Project Coordinator/Manager positions.

Transit Building Replacement / Refurbishment (continued):

Project (in $000s)	2022	2023	2024	2025	2026	2027	Total
Projects may include but are not limited to a tunnel water proofing, water line replacement, fire alarm system upgrades, emergency lighting upgrades.	642	4,572	1,736	688	4,340	600	12,578
Total	**642**	**4,572**	**1,736**	**688**	**4,340**	**600**	**12,578**

Included in 2022 is a rebudgeted amount totalling $142,000 from the adopted 2019 capital program - see Appendix 4.

Estimated useful life - dependent on the specific project.

* N/A - No amounts have been included in the "Previous Budgets" due to this project's on-going nature.

Project Name: **Transit Roof Replacement and Ventilation Upgrade**

Standing Policy Committee: Infrastructure Renewal and Public Works

Department: Transit
Project: 4210010222

Service: Public Transit
OurWinnipeg: Good Health and Well-Being

AUTHORIZATION	Previous Budgets	2022 Estimate	FORECAST 2023	2024	2025	2026	2027	Five-Year Forecast Total	Six-Year Total
Project Costs ($000's)	N/A *	1,700	2,350	2,450	2,500	-	-	7,300	9,000
Financed by:									
Cash to Capital				100	100			200	200
Canada Community-Building Fund		1,500	705	2,350	2,400			5,455	6,955
Province of Manitoba Strategic Infrastructure Funding			1,545					1,545	1,545
Retained Earnings		115	100					100	215
Transfer from Prior Year Authorization		85						-	85

CASH FLOW	2022	2023	2024	2025	2026	2027	Beyond 2027	Total
Project Costs ($000's)	1,700	2,350	2,450	2,500	-	-	-	9,000
Financed by:								
Cash to Capital			100	100				200
Canada Community-Building Fund	1,500	705	2,350	2,400				6,955
Province of Manitoba Strategic Infrastructure Funding		1,545						1,545
Retained Earnings	115	100						215
Transfer from Prior Year Authorization	85							85

NET OPERATING IMPACT ($000's)	2022	2023	2024	2025	2026	2027
Operating costs						
Debt and finance charges						
Transfer to General Capital Fund			100	100		
Total Direct Costs	-	-	100	100	-	-
Less: Incremental Revenue/Recovery	25	31	33	33		
Net Cost/(Benefit)	(25)	(31)	67	67	-	-
Incremental Full Time Equivalent Positions	-	-	-	-	-	-

Class Estimate: Not applicable, as this is a scalable program

Surplus funds will automatically be transferred to the following year's Transit Roof Replacement and Ventilation Upgrade project budget.

Transit's Fort Rouge Garage (FRG) at 421 Osborne Street includes two major buildings that total approximately 480,000 square feet in area. The buildings were constructed in 1969 and 1978 and house over 70% of Transit's bus inventory.

The Fort Rouge campus storage, maintenance, and administration facilities require replacement of the existing ventilation systems (which includes makeup air units and exhaust fans) in response to a regulatory change in allowable levels of airborne nitrogen dioxide (NO2) in diesel exhaust, age, inefficiency of equipment, and pressure imbalances throughout the buildings.

Transit Roof Replacement and Ventilation Upgrade (continued):

The breakdown below is subject to change, but estimated as:

Project (in $000s)	2022	2023	2024	2025	2026	2027	Total
Phase 1 Ventilation Upgrades - Repair Garage - High Bay West	1,700						1,700
Phase 2 - 4 including Repair Garage - High Bay Centre, High Bay East, Stores and Low Bay		2,350	2,450	2,500			7,300
Total	**1,700**	**2,350**	**2,450**	**2,500**	**-**	**-**	**9,000**

Included in 2022 is a rebudgeted amount totalling $85,000 from the adopted 2019 capital program - see Appendix 4.

Estimated useful life - dependent on the specific project.

* N/A - No amounts have been included in the "Previous Budgets" due to this project's on-going nature.

Project Name: **Transition to Zero Emission Buses (formerly Transit Buses)**

Standing Policy Committee: Infrastructure Renewal and Public Works

Department: Transit
Project: 4210000222

Service: Public Transit
OurWinnipeg: Environmental Resilience

AUTHORIZATION	Previous Budgets	2022 Estimate	FORECAST 2023	2024	2025	2026	2027	Five-Year Forecast Total	Six-Year Total
Project Costs ($000's)	N/A *	49,775	22,323	38,703	41,676	100,908	23,042	226,652	276,427
Financed by:									
Cash to Capital							2,176	2,176	2,176
Transit Bus Replacement Reserve				10,686	11,505	8,970	6,232	37,393	37,393
Canada Community-Building Fund							7,027	7,027	7,027
Investing in Canada Infrastructure Program (Federal Government)		19,706	8,672	15,352	16,532	40,046		80,602	100,308
Investing in Canada Infrastructure Program (Provincial Government)		10,445		12,665	13,639	33,951		60,255	70,700
Province of Manitoba Strategic Infrastructure Funding		5,812	7,155					7,155	12,967
External Debt		13,812	6,496			17,941	7,607	32,044	45,856

CASH FLOW	2022	2023	2024	2025	2026	2027	Beyond 2027	Total
Project Costs ($000's)	49,775	22,323	38,703	41,676	100,908	23,042	-	276,427
Financed by:								
Cash to Capital						2,176		2,176
Transit Bus Replacement Reserve			10,686	11,505	8,970	6,232		37,393
Canada Community-Building Fund						7,027		7,027
Investing in Canada Infrastructure Program (Federal Government)	19,706	8,672	15,352	16,532	40,046			100,308
Investing in Canada Infrastructure Program (Provincial Government)	10,445		12,665	13,639	33,951			70,700
Province of Manitoba Strategic Infrastructure Funding	5,812	7,155						12,967
External Debt	13,812	6,496			17,941	7,607		45,856

NET OPERATING IMPACT ($000's)	2022	2023	2024	2025	2026	2027
Operating costs					(1,191)	(2,305)
Debt and finance charges	578	1,450	1,738	1,738	2,573	3,782
Transfer to General Capital Fund						2,176
Total Direct Costs	578	1,450	1,738	1,738	1,382	3,653
Less: Incremental Revenue/Recovery	276	130	214	230	538	320
Net Cost/(Benefit)	302	1,320	1,524	1,508	844	3,333
Incremental Full Time Equivalent Positions	-	-	2.00	3.00	-	-

Class Estimate: Not applicable, as this is a scalable program

Surplus funds will automatically be transferred to the following year's Transition to Zero Emission Buses (Formerly Transit Buses) program budget.

Transition to Zero Emission Buses (Formerly Transit Buses) (continued):

This multi-year project is for the transition from diesel buses to electric battery and/or electric fuel cell buses. The transition begins with a Pilot Project and the purchase of electric buses plus refueling infrastructure to identify the appropriate technology and infrastructure to support a transition to a zero-emission bus fleet. Pilot testing will be completed in 2023 and the purchase of additional electric buses will begin in 2024.

As part of the transition plan, the project also includes the purchase of diesel buses for the replacement of buses that have reached the end of their useful life. Costs include all outfitting costs associated with these purchases.

	2022	2023	2024	2025	2026	2027
Forecasted Number of Electric Buses Included in Budget and Forecast above **	16		18	18	53	20
Forecasted Number of Diesel Buses Included in Budget and Forecast above **	30	30	15	15	15	
Total	**46**	**30**	**33**	**33**	**68**	**20**

Includes 2 temporary capital funded full-time equivalent (FTE) positions including 1 Coordinator Contracts and 1 Project Manager.

Estimated useful life - 18 years.

* N/A - No amounts have been included in the "Previous Budgets" due to this project's on-going nature.

** The projection of the number of buses included in the budget is provided as an estimate only and is subject to change as the price per bus and model selected is based on a number of factors. These factors include the movement in the Statistics Canada Monthly Industrial Product Price Index which is influenced by the fluctuation in the Canadian currency and inflation, the timing of order placement in relation to the budget approval, operational requirements and changes to technology or product development.

On April 29, 2021, Council approved this project be submitted for consideration to the Investing in Canada Infrastructure Program funding. The delivery of this project is contingent on this project being approved and the Federal and Provincial funding sources being confirmed.

Operating costs reflect savings in diesel fuel and maintenance, offset by incremental salaries to support the new zero emission fleet. These amounts have not yet been reviewed by Council and are subject to change during future budget processes.

Future operating budget impacts, following project completion, may need to be adjusted.

Project Name: **Southwest Rapid Transitway (Stage 2) and Pembina Highway Underpass**

Standing Policy Committee: Infrastructure Renewal and Public Works

Department: Transit
Project: 4230010522

Service: Public Transit
OurWinnipeg: Environmental Resilience

AUTHORIZATION	Previous Budgets	2022 Estimate	FORECAST 2023	2024	2025	2026	2027	Five-Year Forecast Total	Six-Year Total
Project Costs ($000's)	N/A *	-	-	-	-	-	-	-	-
Financed by:									
Southwest Rapid Transitway (Stage 2) and Pembina Highway Underpass Payment Reserve		13,335	13,522	13,826	13,949	14,312	13,974	69,583	82,918
P3 Annual Service / Financing Payments (City)		(12,751)	(12,851)	(13,155)	(13,278)	(13,641)	(13,303)	(66,228)	(78,979)
External Debt Annual Service Payments (City)		(584)	(671)	(671)	(671)	(671)	(671)	(3,355)	(3,939)

CASH FLOW	2022	2023	2024	2025	2026	2027	Beyond 2027	Total
Project Costs ($000's)	13,335	13,522	13,826	13,949	14,312	13,974	322,165	405,083
Financed by:								
Southwest Rapid Transitway (Stage 2) and Pembina Highway Underpass Payment Reserve	13,335	13,522	13,826	13,949	14,312	13,974	322,165	405,083

NET OPERATING IMPACT ($000's)	2022	2023	2024	2025	2026	2027
Operating costs						
Debt and finance charges						
Transfer to General Capital Fund						
Total Direct Costs	-	-	-	-	-	-
Less: Incremental Revenue/Recovery						
Net Cost/(Benefit)	-	-	-	-	-	-
Incremental Full Time Equivalent Positions						

Class Estimate: Not applicable

The Southwest Rapid Transitway (Stage 2) and Pembina Highway Underpass (SWRT) was approved by Council on June 25, 2014 using a Public Private Partnership (P3) approach and the transitway opened on April 12, 2020.

The City will make on-going lease payments to Plenary Roads Winnipeg Transitway LP (PRW) extending until 2049. These payments are required under a 30-year contract with PRW and cover the remaining capital cost of the Transitway as well as on-going maintenance.

There are significant provisions in the contract to ensure the City's specifications are met and the facility is returned to the City in good condition at the end of the contract. Costs associated with monitoring this contract, including the salary recovery of the Senior Project Review/P3 Specialist and other P3 costs are also included in this budget. Non-performance deductions may occur where the City's specifications are not met.

A portion of the payment to PRW represents an annual amount dedicated to the maintenance of the Transitway, including long-term rehabilitative costs. This amount is adjusted for changes to the Consumer Price Index on an annual basis.

Southwest Rapid Transitway (Stage 2) and Pembina Highway Underpass (continued):

The above annual estimates relate to the maintenance phase of the project and include the authorization for the lease payments, debt servicing, and other charges related to the facility.

On March 22, 2016, Council authorized a first charge of up to 30% of the annual lease payments prior to the adoption of annual capital budget in the event the capital budget is adopted after December 31, in order to facilitate payments on the P3 contract.

In accordance with By-law 8164/2002 where the City's capital budget has not been adopted before January 1 of the year to which the budget is applicable, the Chief Administrative Officer is authorized, before the adoption of the capital budget, to approve expenditures not exceeding 30% of the amount the City of Winnipeg is contractually obligated to pay annually in respect of Public-Private Partnerships, as a first charge against the General Capital Fund.

On April 29, 2021, Council approved that effective January 1, 2024, the funding source for the Southwest Rapid Transitway (Stage 2) and Pembina Highway Underpass Payment Reserve be changed from 10 years of dedicated annual 0.33% property tax increase (2016 - 2025) to eight years (2016 - 2023).

As financing and administration costs are implicit in the lease payments, this project is exempt from the Corporate Administration and interest charges.

* N/A - No amounts have been included in the "Previous Budgets" related to P3 Annual Service / Finance Payments due to this project's on-going nature.

Project Name: **Accessibility Program**

Standing Policy Committee: Infrastructure Renewal and Public Works

Department: Transit
Project: 4230030222

Service: Public Transit
OurWinnipeg: Good Health and Well-Being

AUTHORIZATION	Previous Budgets	2022 Estimate	FORECAST 2023	2024	2025	2026	2027	Five-Year Forecast Total	Six-Year Total
Project Costs ($000's)	N/A *	250	250	250	250	250	250	1,250	1,500
Financed by:									
Cash to Capital				50	50	50	250	400	400
Canada Community-Building Fund		250	250	200	200	200		850	1,100

CASH FLOW	2022	2023	2024	2025	2026	2027	Beyond 2027	Total
Project Costs ($000's)	250	250	250	250	250	250	-	1,500
Financed by:								
Cash to Capital			50	50	50	250		400
Canada Community-Building Fund	250	250	200	200	200			1,100

NET OPERATING IMPACT ($000's)	2022	2023	2024	2025	2026	2027
Operating costs						
Debt and finance charges						
Transfer to General Capital Fund			50	50	50	250
Total Direct Costs	-	-	50	50	50	250
Less: Incremental Revenue/Recovery	3	3	4	4	4	8
Net Cost/(Benefit)	(3)	(3)	46	46	46	242
Incremental Full Time Equivalent Positions	-	-	-	-	-	-

Class Estimate: Not applicable, as this is a scalable program

This program includes, but is not limited to, work over several years to update bus stops and other transit infrastructure in order to meet accessibility standards, provide wheelchair access (powered) doors at all heated shelters, paved access, and may include site acquisitions and preparation. It will also include studies to determine solutions for universal design for riders accessing major stops through a travel chain perspective, and to plan and assess accessibility related improvements and policies for Transit Plus. Projects will be aligned with the Winnipeg Transit Master Plan and Primary Transit Network Infrastructure.

Includes a shared temporary capital funded full-time equivalent position (Project Manager) with the Heavy Shop Equipment Replacement Program and the Hoist Replacement at Fort Rouge Garage.

* N/A - No amounts have been included in the "Previous Budgets" due to this project's on-going nature.

Project Name: **Heavy Shop Equipment Replacement Program**

Standing Policy Committee: Infrastructure Renewal and Public Works

Department: Transit
Project: 4210010622

Service: Public Transit
OurWinnipeg: Environmental Resilience

AUTHORIZATION	Previous Budgets	2022 Estimate	FORECAST 2023	2024	2025	2026	2027	Five-Year Forecast Total	Six-Year Total
Project Costs ($000's)	N/A *	200	200	200	200	200	200	1,000	1,200
Financed by:									
Cash to Capital				25	25	200	200	450	450
Canada Community-Building Fund		200	200	175	175			550	750

CASH FLOW	2022	2023	2024	2025	2026	2027	Beyond 2027	Total
Project Costs ($000's)	200	200	200	200	200	200	-	1,200
Financed by:								
Cash to Capital			25	25	200	200		450
Canada Community-Building Fund	200	200	175	175				750

NET OPERATING IMPACT ($000's)	2022	2023	2024	2025	2026	2027
Operating costs						
Debt and finance charges						
Transfer to General Capital Fund			25	25	200	200
Total Direct Costs	-	-	25	25	200	200
Less: Incremental Revenue/Recovery	3	3	3	3	7	7
Net Cost/(Benefit)	(3)	(3)	22	22	193	193
Incremental Full Time Equivalent Positions	-	-	-	-	-	-

Class Estimate: Not applicable, as this is a scalable program

The Heavy Shop Equipment Replacement Program will replace several of Transit's outdated and aged equipment in the maintenance shop. This will minimize equipment and bus downtime, save money on expensive custom parts, and ensure buses are available for service in a timely manner.

Includes a shared temporary, capital funded full-time equivalent position (Project Manager) with the Accessibility Program and the Hoist Replacement at Fort Rouge Garage.

* N/A - No amounts have been included in the "Previous Budgets" due to this project's on-going nature.

Project Name: **Hoist Replacement at Fort Rouge Garage**

Standing Policy Committee: Infrastructure Renewal and Public Works

Department: Transit
Project: 4210010422

Service: Public Transit
OurWinnipeg: Environmental Resilience

AUTHORIZATION	Previous Budgets	2022 Estimate	FORECAST 2023	2024	2025	2026	2027	Five-Year Forecast Total	Six-Year Total
Project Costs ($000's)	N/A *	2,785	-	2,992	3,991	3,597	-	10,580	13,365
Financed by:									
Cash to Capital				125	150	125		400	400
Canada Community-Building Fund		2,785		2,867	3,841	3,472		10,180	12,965

CASH FLOW	2022	2023	2024	2025	2026	2027	Beyond 2027	Total
Project Costs ($000's)	2,785	-	2,992	3,991	3,597	-	-	13,365
Financed by:								
Cash to Capital			125	150	125			400
Canada Community-Building Fund	2,785		2,867	3,841	3,472			12,965

NET OPERATING IMPACT ($000's)	2022	2023	2024	2025	2026	2027
Operating costs						
Debt and finance charges						
Transfer to General Capital Fund			125	150	125	
Total Direct Costs	-	-	125	150	125	-
Less: Incremental Revenue/Recovery	35		40	53	47	
Net Cost/(Benefit)	(35)	-	86	97	78	-
Incremental Full Time Equivalent Positions	-	-	-	-	-	-

Class Estimate: Not applicable, as this is a scalable program

All 38 in-ground hoists found in the Fort Rouge Garage maintenance shop require replacement due to deterioration and age, inefficient and outdated designs, and to ensure compliance with new hoist codes and standards.

Includes a shared temporary capital funded full-time equivalent position (Project Manager) with the Heavy Shop Equipment Replacement Program and Accessibility Program.

* N/A - No amounts have been included in the "Previous Budgets" due to this project's on-going nature.

Project Name: **Heated Bus Shelter Program**

Standing Policy Committee: Infrastructure Renewal and Public Works

Department: Transit
Project: 4210001522

Service: Public Transit
OurWinnipeg: Good Health and Well-Being

AUTHORIZATION	Previous Budgets	2022 Estimate	FORECAST 2023	2024	2025	2026	2027	Five-Year Forecast Total	Six-Year Total
Project Costs ($000's)	N/A *	1,500	1,500	-	-	-	-	1,500	3,000
Financed by:									
Canada Community-Building Fund		1,500	1,500					1,500	3,000

CASH FLOW	2022	2023	2024	2025	2026	2027	Beyond 2027	Total
Project Costs ($000's)	1,500	1,500	-	-	-	-	-	3,000
Financed by:								
Canada Community-Building Fund	1,500	1,500						3,000

NET OPERATING IMPACT ($000's)	2022	2023	2024	2025	2026	2027
Operating costs						
Debt and finance charges						
Transfer to General Capital Fund						
Total Direct Costs	-	-	-	-	-	-
Less: Incremental Revenue/Recovery	19	19				
Net Cost/(Benefit)	(19)	(19)	-	-	-	-
Incremental Full Time Equivalent Positions	-	-	-	-	-	-

Class Estimate: Not applicable, as this is a scalable program

This program includes the purchase, installation, and/or rehabilitation of heated bus shelters. The department has, as part of the Winnipeg Transit Master Plan, identified potential locations. Future operating budget impacts, following construction, may need to be adjusted.

* N/A - No amounts have been included in the "Previous Budgets" due to this project's on-going nature.

Project Name: **Transit Improvements**

Standing Policy Committee: Infrastructure Renewal and Public Works

Department: Transit
Project: 4210010923

Service: Public Transit
OurWinnipeg: Good Health and Well-Being

AUTHORIZATION	Previous Budgets	2022 Estimate	FORECAST 2023	2024	2025	2026	2027	Five-Year Forecast Total	Six-Year Total
Project Costs ($000's)	-	-	600	-	-	-	-	600	600
Financed by:									
Retained Earnings			600					600	600

CASH FLOW	2022	2023	2024	2025	2026	2027	Beyond 2027	Total
Project Costs ($000's)	-	600	-	-	-	-	-	600
Financed by:								
Retained Earnings		600						600

NET OPERATING IMPACT ($000's)	2022	2023	2024	2025	2026	2027
Operating costs						
Debt and finance charges						
Transfer to General Capital Fund						
Total Direct Costs	-	-	-	-	-	-
Less: Incremental Revenue/Recovery		20				
Net Cost/(Benefit)	-	(20)	-	-	-	-
Incremental Full Time Equivalent Positions	-	-	-	-	-	-

Class Estimate: Not applicable, as this is a scalable program

This project is allocated for potential transit improvements to revitalize Portage Place.

Project Name: **Radios and Intelligent Transportation Systems (ITS) Replacement**

Standing Policy Committee: Infrastructure Renewal and Public Works

Department: Transit
Project: 4210001324

Service: Public Transit
OurWinnipeg: Leadership and Good Governance

AUTHORIZATION	Previous Budgets	2022 Estimate	FORECAST 2023	2024	2025	2026	2027	Five-Year Forecast Total	Six-Year Total
Project Costs ($000's)	-	-	-	17,013	266	-	-	17,279	17,279
Financed by:									
Cash to Capital				7,130	266			7,396	7,396
Investing in Canada Infrastructure Program (Federal Government)				5,390				5,390	5,390
Investing in Canada Infrastructure Program (Provincial Government)				4,493				4,493	4,493

CASH FLOW	2022	2023	2024	2025	2026	2027	Beyond 2027	Total
Project Costs ($000's)	-	-	17,013	266	-	-	-	17,279
Financed by:								
Cash to Capital			7,130	266				7,396
Investing in Canada Infrastructure Program (Federal Government)			5,390					5,390
Investing in Canada Infrastructure Program (Provincial Government)			4,493					4,493

NET OPERATING IMPACT ($000's)	2022	2023	2024	2025	2026	2027
Operating costs					203	395
Debt and finance charges						
Transfer to General Capital Fund			7,130	266		
Total Direct Costs	-	-	7,130	266	203	395
Less: Incremental Revenue/Recovery			243	9		
Net Cost/(Benefit)	-	-	6,887	257	203	395
Incremental Full Time Equivalent Positions	-	-	-	-	-	2.00

Class Estimate: Not applicable, as this is a scalable program

The proposed project would see the replacement of existing bus radio hardware, equipment, and Intelligent Transportation Systems (ITS). The project would include replacement of radios on the entire Transit fleet currently approaching the end of useful life.

Includes 10 temporary capital funded full-time equivalent (FTE) positions - 7 of these are for system development and testing (including 1 Business Analyst, 1 Researcher, 1 Project Manager, 3 Software Developers, and 1 ITS Tester), and 3 FTEs for installation (including 2 Radio Installer and 1 ITS Installer).

On April 29, 2021, Council approved this project be submitted for consideration to the Investing in Canada Infrastructure Program funding. The delivery of this project is contingent on this project being approved and the Federal and Provincial funding sources being confirmed.

Operating costs reflect incremental increase of P25 Opex and fiber optic connection charges, plus salaries to support the new system. These amounts have not yet been reviewed by Council and are subject to change during future budget processes.

Future operating budget impacts, following project completion, may need to be adjusted.

Project Name: **North Garage Replacement**

Standing Policy Committee: Infrastructure Renewal and Public Works

Department: Transit
Project: 4210000422

Service: Public Transit
OurWinnipeg: Environmental Resilience

AUTHORIZATION	Previous Budgets	2022 Estimate	FORECAST 2023	2024	2025	2026	2027	Five-Year Forecast Total	Six-Year Total
Project Costs ($000's)	1,651	42,529	88,384	65,319	2,183	-	-	155,886	198,415
Financed by:									
Cash to Capital		450		962				962	1,412
Investing in Canada Infrastructure Program (Federal Government)		12,799	34,561	24,857	806			60,224	73,023
Investing in Canada Infrastructure Program (Provincial Government)		10,665	28,798	20,711	672			50,181	60,846
Retained Earnings		1,500	1,500					1,500	3,000
External Debt		17,115	23,525	18,789	705			43,019	60,134

CASH FLOW	2022	2023	2024	2025	2026	2027	Beyond 2027	Total
Project Costs ($000's)	42,529	88,384	65,319	2,183	-	-	-	198,415
Financed by:								
Cash to Capital	450		962					1,412
Investing in Canada Infrastructure Program (Federal Government)	12,799	34,561	24,857	806				73,023
Investing in Canada Infrastructure Program (Provincial Government)	10,665	28,798	20,711	672				60,846
Retained Earnings	1,500	1,500						3,000
External Debt	17,115	23,525	18,789	705				60,134

NET OPERATING IMPACT ($000's)	2022	2023	2024	2025	2026	2027
Operating costs					1,342	1,373
Debt and finance charges						
Transfer to General Capital Fund	450		962			
Total Direct Costs	450	-	962	-	1,342	1,373
Less: Incremental Revenue/Recovery						
Net Cost/(Benefit)	450	-	962	-	1,342	1,373
Incremental Full Time Equivalent Positions	-	-	-	-	9.00	-

Class Estimate: See table below

	2022	2023	2024	2025	2026	2027
Class Estimate	**4/5**	**5**	**5**	**5**		
Authorization ($000's)						
Preliminary Design	2,030					
Detailed Design & Construction	40,499	88,384	65,319	2,183		

The proposed project would see the replacement of Winnipeg Transit's existing North Garage currently located at 1520 Main Street at a new location. The project includes the development of an energy efficient bus storage and light maintenance facility with increased bus capacity, designed to facilitate the transition to a zero-emission bus fleet.

Debt and finance charges will be funded from the Transit Infrastructure Reserve.

North Garage Replacement (continued):

Includes 1 temporary capital funded full-time equivalent (FTE) Project Manager position.

Major benefits of replacing the North Garage include:

• Supports the transition to a zero-emission bus fleet

• Maintains essential level of service

• Improves bus storage capacity

• Improves health and safety of staff

Significant risks of constructing the project:

• Acquisition of land

• Resource availability

• Change in market conditions

• Funding agreement approvals/delays

Significant risks of not constructing or deferring the project:

• Inability to meet new / updated building regulations

• Inability to maintain essential level of service

• Inability to accommodate future growth

On April 29, 2021, Council approved this project be submitted for consideration to the Investing in Canada Infrastructure Program (ICIP) funding. The delivery of this project is contingent on this project being approved and the Federal and Provincial funding sources being confirmed. The previous budget is consistent with the Council approval of the Transit ICIP report.

Upon approval Preliminary Design can be completed and Class 3 estimate achieved prior to construction beginning.

Standard corporate and departmental administrative charges have not been applied to this major capital project.

Operating costs reflect the estimated incremental amounts for the new garage including utilities, building maintenance, and salaries. These amounts have not yet been reviewed by Council and are subject to change during future budget processes.

Future operating budget impacts, following project completion, may need to be adjusted.

Project Name: **Primary Transit Network Infrastructure**

Standing Policy Committee: Infrastructure Renewal and Public Works

Department: Transit
Project: 4230020125

Service: Public Transit
OurWinnipeg: Good Health and Well-Being

AUTHORIZATION	Previous Budgets	2022 Estimate	FORECAST 2023	2024	2025	2026	2027	Five-Year Forecast Total	Six-Year Total
Project Costs ($000's)	-	-	-	-	6,864	13,536	-	20,400	20,400
Financed by:									
Cash to Capital					635			635	635
Investing in Canada Infrastructure Program (Federal Government)					2,478	4,788		7,266	7,266
Investing in Canada Infrastructure Program (Provincial Government)					2,114	3,990		6,104	6,104
External Debt					1,637	4,758		6,395	6,395

CASH FLOW	2022	2023	2024	2025	2026	2027	Beyond 2027	Total
Project Costs ($000's)	-	-	-	6,864	13,536	-	-	20,400
Financed by:								
Cash to Capital				635				635
Investing in Canada Infrastructure Program (Federal Government)				2,478	4,788			7,266
Investing in Canada Infrastructure Program (Provincial Government)				2,114	3,990			6,104
External Debt				1,637	4,758			6,395

NET OPERATING IMPACT ($000's)	2022	2023	2024	2025	2026	2027
Operating costs						
Debt and finance charges				71	337	489
Transfer to General Capital Fund				635		
Total Direct Costs	-	-	-	706	337	489
Less: Incremental Revenue/Recovery				131	264	
Net Cost/(Benefit)	-	-	-	575	73	489
Incremental Full Time Equivalent Positions	-	-	-	-	-	-

Class Estimate: Not applicable, as this is a scalable program

This program will support the Winnipeg Transit Master Plan complete redesign of the transit network city-wide. In the proposed new transit network, several new routes will require; dedicated bus loops, stations, mobility hubs, comfort stations for bus operators, new traffic signals where buses/ riders will be turning onto or crossing major arterial streets. This project also includes public engagement, communications, and marketing to ensure Winnipeg Transit customers and the broader public are aware and can provide input on the proposed changes and their impacts. This project also funds installation and removal of bus stop signs and other similar elements required to transition the city-wide transit network.

This program also includes $2.4 million towards phase two of the Northwest Hydro Corridor Active Transportation Project which will complete the design and construction of a continuous 4.5 meter wide multi-use path within the Hydro corridor that parallels McPhillips Street to the west, extending between Selkirk Avenue and Templeton Avenue.

Includes 1 temporary capital funded full-time equivalent (FTE) Project Manager position.

On April 29, 2021, Council approved this project be submitted for consideration to the Investing in Canada Infrastructure Program (ICIP) funding. The delivery of this project is contingent on this project being approved and the Federal and Provincial funding sources being confirmed.

Future operating budget impacts, following project completion, may need to be adjusted.

Project Name: **Rapid Transit (Downtown Corridors) Preliminary Design**

Standing Policy Committee: Infrastructure Renewal and Public Works

Department: Transit
Project: 4230010625

Service: Public Transit
OurWinnipeg: Leadership and Good Governance

AUTHORIZATION	Previous Budgets	2022 Estimate	FORECAST 2023	2024	2025	2026	2027	Five-Year Forecast Total	Six-Year Total
Project Costs ($000's)	-	-	-	-	1,193	5,807	-	7,000	7,000
Financed by:									
Cash to Capital					365	1,759		2,124	2,124
Investing in Canada Infrastructure Program (Federal Government)					452	2,208		2,660	2,660
Investing in Canada Infrastructure Program (Provincial Government)					376	1,840		2,216	2,216

CASH FLOW	2022	2023	2024	2025	2026	2027	Beyond 2027	Total
Project Costs ($000's)	-	-	-	1,193	5,807	-	-	7,000
Financed by:								
Cash to Capital				365	1,759			2,124
Investing in Canada Infrastructure Program (Federal Government)				452	2,208			2,660
Investing in Canada Infrastructure Program (Provincial Government)				376	1,840			2,216

NET OPERATING IMPACT ($000's)	2022	2023	2024	2025	2026	2027
Operating costs						
Debt and finance charges						
Transfer to General Capital Fund				365	1,759	
Total Direct Costs	-	-	-	365	1,759	-
Less: Incremental Revenue/Recovery				22	108	
Net Cost/(Benefit)	-	-	-	343	1,651	-
Incremental Full Time Equivalent Positions	-	-	-	-	-	-

Class Estimate: 5

The Winnipeg Transit Master Plan has identified and prioritized the future rapid transit corridors that will support a 25 year vision for Winnipeg Transit. This preliminary design will define the project scope, alignment and a design that will support a class 3 estimate for the proposed downtown corridors.

Includes 1 temporary capital funded full-time equivalent (FTE) Project Manager position.

On April 29, 2021, Council approved this project be submitted for consideration to the Investing in Canada Infrastructure Program (ICIP) funding. The delivery of this project is contingent on this project being approved and the Federal and Provincial funding sources being confirmed.

Project Name: **Wheelchair Securements Retro-fit**

Standing Policy Committee: Infrastructure Renewal and Public Works

Department: Transit
Project: 4210001225

Service: Public Transit
OurWinnipeg: Good Health and Well-Being

AUTHORIZATION	Previous Budgets	2022 Estimate	FORECAST 2023	2024	2025	2026	2027	Five-Year Forecast Total	Six-Year Total
Project Costs ($000's)	-	-	-	-	9,625	4,125	-	13,750	13,750
Financed by:									
Cash to Capital					3,556	232		3,788	3,788
Investing in Canada Infrastructure Program (Federal Government)					3,224	1,382		4,606	4,606
Investing in Canada Infrastructure Program (Provincial Government)					2,687	1,151		3,838	3,838
External Debt					158	1,360		1,518	1,518

CASH FLOW	2022	2023	2024	2025	2026	2027	Beyond 2027	Total
Project Costs ($000's)	-	-	-	9,625	4,125	-	-	13,750
Financed by:								
Cash to Capital				3,556	232			3,788
Investing in Canada Infrastructure Program (Federal Government)				3,224	1,382			4,606
Investing in Canada Infrastructure Program (Provincial Government)				2,687	1,151			3,838
External Debt				158	1,360			1,518

NET OPERATING IMPACT ($000's)	2022	2023	2024	2025	2026	2027
Operating costs						
Debt and finance charges				7	78	143
Transfer to General Capital Fund				3,556	232	
Total Direct Costs	-	-	-	3,563	310	143
Less: Incremental Revenue/Recovery				195	83	
Net Cost/(Benefit)	-	-	-	3,368	227	143
Incremental Full Time Equivalent Positions	-	-	-	-	-	-

Class Estimate: 5

This program will support the retro fit of wheelchair securements on existing buses purchased before 2021.

Beginning in 2021 all new buses received will be equipped with wheelchair securements that will meet the Accessibility for Manitobans Act (AMA) regulations. The AMA is proposed provincial legislation which mandates accessibility regulations that are not elective and must be met. The transportation regulations themselves are currently in development, and are expected to be issued soon.

This retrofit project, in addition to making the ride safer for all passengers including the most vulnerable, would allow customers to use both Winnipeg Transit Plus and conventional transit together to complete a trip. This approach is expected to provide more independence and flexibility for customers.

Includes 3 temporary capital funded full-time equivalent (FTE) positions including 1 Bus Exterior Repairer, 1 General Helper, and 1 Mechanic.

On April 29, 2021, Council approved this project be submitted for consideration to the Investing in Canada Infrastructure Program (ICIP) funding. The delivery of this project is contingent on this project being approved and the Federal and Provincial funding sources being confirmed.

Future operating budget impacts, following project completion, may need to be adjusted.

Project Name: **Transit Plus In House Service**

Standing Policy Committee: Infrastructure Renewal and Public Works

Department: Transit
Project: 4210010923

Service: Public Transit
OurWinnipeg: Good Health and Well-Being

AUTHORIZATION	Previous Budgets	2022 Estimate	FORECAST 2023	2024	2025	2026	2027	Five-Year Forecast Total	Six-Year Total
Project Costs ($000's)	-	-	9,250	-	-	-	-	9,250	9,250
Financed by:									
Canada Community-Building Fund			6,442					6,442	6,442
External Debt			2,808					2,808	2,808

CASH FLOW	2022	2023	2024	2025	2026	2027	Beyond 2027	Total
Project Costs ($000's)	-	9,250	-	-	-	-	-	9,250
Financed by:								
Canada Community-Building Fund		6,442						6,442
External Debt		2,808						2,808

NET OPERATING IMPACT ($000's)	2022	2023	2024	2025	2026	2027
Operating costs			3,400	5,000	5,100	5,200
Debt and finance charges		122	246	246	246	246
Transfer to General Capital Fund						
Total Direct Costs	-	122	3,646	5,246	5,346	5,446
Less: Incremental Revenue/Recovery		172				
Net Cost/(Benefit)	-	(50)	3,646	5,246	5,346	5,446
Incremental Full Time Equivalent Positions	-	-	74	-	-	-

Class Estimate: Not applicable, as this is a scalable program

This project will facilitate the transition of between 22% and 30% of the Transit Plus service currently provided by contractors to being provided by in-house resources and includes, but is not limited to, the purchase of vehicles and outfitting, software system changes/ licences, plant and equipment tooling and other set up and transition costs. This capital budget does not include funding for the provision of long term storage for the vehicles.

With the adoption of the 2022 Capital Budget, Council authorizes a first charge of up to $9.25 million in 2022 or prior to the adoption of the 2023 capital budget.

Includes 2 temporary capital funded full-time equivalent (FTE) positions including 1 Systems Analyst and 1 Project Manager.

As the transition date and implementation plan are as yet unknown, the operating costs are estimates only. Future capital and operating budget impacts may need to be adjusted. The operating costs have not yet been reviewed by Council.

Project Name: **Shoal Lake Aqueduct Condition Assessment and Rehabilitation**

Standing Policy Committee: Water and Waste, Riverbank Management and the Environment

Department: Water and Waste
Project: 2003000623

Service: Water
OurWinnipeg: Environmental Resilience

AUTHORIZATION	Previous Budgets	2022 Estimate	FORECAST 2023	2024	2025	2026	2027	Five-Year Forecast Total	Six-Year Total
Project Costs ($000's)	N/A*	-	500	500	1,400	900	4,600	7,900	7,900
Financed by:									
Retained Earnings			500	500	1,400	900	4,600	7,900	7,900

CASH FLOW	2022	2023	2024	2025	2026	2027	Beyond 2027	Total
Project Costs ($000's)	-	500	500	1,400	900	4,600	-	7,900
Financed by:								
Retained Earnings		500	500	1,400	900	4,600		7,900

NET OPERATING IMPACT ($000's)	2022	2023	2024	2025	2026	2027
Operating costs						
Debt and finance charges						
Transfer to General Capital Fund						
Total Direct Costs	-	-	-	-	-	-
Less: Incremental Revenue/Recovery						
Net Cost/(Benefit)	-	-	-	-	-	-
Incremental Full Time Equivalent Positions	-	-	-	-	-	-

Class Estimate: Not applicable, as this is a scalable program

The Shoal Lake Aqueduct, which has been in continuous service since 1919, delivers water to Winnipeg from Shoal Lake, a distance of 156 kilometers (97 miles).

Funds are for condition assessment and rehabilitation work identified through on-going monitoring and inspection programs. Work identified to date includes rehabilitation of the aqueduct pipe, berm, and underdrain system, rehabilitation of the drainage siphons crossing under the aqueduct, and the rehabilitation/replacement of select boathouses, overflow structures, bar screens, stop logs, vent pipes, manholes, culverts, ditches, bridging structures and railway crossings signals.

The expected life of this asset is 40 years.

Individual projects within this program will be revised to class 3 estimates through preliminary engineering prior to construction.

* N/A - No amounts have been included in the "Previous Budgets" due to this project's on-going nature.

Project Name: **Shoal Lake Aqueduct Intake Facility Rehabilitation**

Standing Policy Committee: Water and Waste, Riverbank Management and the Environment

Department: Water and Waste
Project: 2012000222
Service: Water
OurWinnipeg: Environmental Resilience

AUTHORIZATION	Previous Budgets	2022 Estimate	FORECAST 2023	2024	2025	2026	2027	Five-Year Forecast Total	Six-Year Total
Project Costs ($000's)	N/A*	1,200	-	1,200	3,800	100	1,000	6,100	7,300
Financed by:									
Retained Earnings		1,200		1,200	3,800	100	1,000	6,100	7,300

CASH FLOW	2022	2023	2024	2025	2026	2027	Beyond 2027	Total
Project Costs ($000's)	1,200	-	1,200	3,800	100	1,000	-	7,300
Financed by:								
Retained Earnings	1,200		1,200	3,800	100	1,000		7,300

NET OPERATING IMPACT ($000's)	2022	2023	2024	2025	2026	2027
Operating costs						
Debt and finance charges						
Transfer to General Capital Fund						
Total Direct Costs	-	-	-	-	-	-
Less: Incremental Revenue/Recovery						
Net Cost/(Benefit)	-	-	-	-	-	-
Incremental Full Time Equivalent Positions	-	-	-	-	-	-

Class Estimate: Not applicable, as this is a scalable program

The Shoal Lake Aqueduct, which has been in continuous service since 1919, is the sole water supply infrastructure for the City. The Shoal Lake Intake Structure is the transition headworks to receive water from Shoal Lake and to control the water flow into the aqueduct. Given the critical nature of the intake structure and its associated venturi structure to the safe operation of the aqueduct and the City's water supply, a condition assessment was undertaken and identified a number of rehabilitation and replacement requirements. This included the replacement and refurbishment of various mechanical components that date back to the original construction, upgrades to the mussel control system, as well as upgrades and improvements to the existing infrastructure. The recommended improvements will be completed in phases according to priority.

Individual projects within this program will be revised to class 3 estimates through preliminary engineering prior to construction.

The expected life of this asset is 50 years.

* N/A - No amounts have been included in the "Previous Budgets" due to this project's on-going nature.

Project Name: **Branch Aqueduct Condition Assessment and Rehabilitation**

Standing Policy Committee: Water and Waste, Riverbank Management and the Environment

Department: Water and Waste
Project: 2003000522
Service: Water
OurWinnipeg: Environmental Resilience

AUTHORIZATION	Previous Budgets	2022 Estimate	FORECAST 2023	2024	2025	2026	2027	Five-Year Forecast Total	Six-Year Total
Project Costs ($000's)	N/A*	620	5,700	-	2,800	4,700	1,500	14,700	15,320
Financed by:									
Retained Earnings		620	5,700		2,800	4,700	1,500	14,700	15,320

CASH FLOW	2022	2023	2024	2025	2026	2027	Beyond 2027	Total
Project Costs ($000's)	620	5,700	-	2,800	4,700	1,500	-	15,320
Financed by:								
Retained Earnings	620	5,700		2,800	4,700	1,500		15,320

NET OPERATING IMPACT ($000's)	2022	2023	2024	2025	2026	2027
Operating costs						
Debt and finance charges						
Transfer to General Capital Fund						
Total Direct Costs	-	-	-	-	-	-
Less: Incremental Revenue/Recovery						
Net Cost/(Benefit)	-	-	-	-	-	-
Incremental Full Time Equivalent Positions	-	-	-	-	-	-

Class Estimate: Not applicable, as this is a scalable program

The Branch I and II Aqueducts, along with the Branch Interconnection Aqueduct are specialized pipes which are unique in size, materials, construction techniques and failure modes. The Branch I Aqueduct was installed between 1914 to 1918 and the Branch II and Interconnection Aqueducts were installed between 1959 and 1963. All of these require specialized inspection, testing, and maintenance to preserve the asset.

Funds are for the condition assessment and rehabilitation of the Branch and Interconnection Aqueducts along with their associated ancillaries.

Individual projects within this program will be revised to class 3 estimates through preliminary engineering prior to construction.

The expected life of this asset is 40 years.

* N/A - No amounts have been included in the "Previous Budgets" due to this project's on-going nature.

Project Name: **Tache Booster Pumping Station**

Standing Policy Committee: Water and Waste, Riverbank Management and the Environment

Department: Water and Waste
Project: 2005000623

Service: Water
OurWinnipeg: Environmental Resilience

AUTHORIZATION	Previous Budgets	2022 Estimate	FORECAST 2023	2024	2025	2026	2027	Five-Year Forecast Total	Six-Year Total
Project Costs ($000's)	2,179	-	350	-	-	-	-	350	350
Financed by:									
Retained Earnings			350					350	350

CASH FLOW	2022	2023	2024	2025	2026	2027	Beyond 2027	Total
Project Costs ($000's)	-	350	-	-	-	-	-	350
Financed by:								
Retained Earnings		350						350

NET OPERATING IMPACT ($000's)	2022	2023	2024	2025	2026	2027
Operating costs						
Debt and finance charges						
Transfer to General Capital Fund						
Total Direct Costs	-	-	-	-	-	-
Less: Incremental Revenue/Recovery						
Net Cost/(Benefit)	-	-	-	-	-	-
Incremental Full Time Equivalent Positions	-	-	-	-	-	-

Class Estimate: 4

The Tache Booster Pumping Station, on the Branch 1 Aqueduct, was constructed in 1950 in order to develop the full capacity of the aqueduct. A study identified a number of required upgrades to the pumping station and the aqueduct surge tower adjacent to the station. The work includes upgrading the station's electrical, heating and ventilation systems, upgrading the foundation and roof structures, and upgrading and reconfiguring the valve and piping system between the pumping station and the surge tower. Also, aesthetic, security fencing, and landscaping upgrades to the site and facilities will be undertaken to integrate with the proposed residential redevelopment of the surrounding area.

Preliminary design work will provide a class 3 estimate prior to construction.

The expected life of the rehabilitated asset is 50 years.

Project Name: **Chlorination Upgrading at Pumping Stations**

Standing Policy Committee: Water and Waste, Riverbank Management and the Environment

Department: Water and Waste
Project: 2005001123

Service: Water
OurWinnipeg: Environmental Resilience

AUTHORIZATION	Previous Budgets	2022 Estimate	FORECAST 2023	2024	2025	2026	2027	Five-Year Forecast Total	Six-Year Total
Project Costs ($000's)	1,000	-	4,800	-	-	-	-	4,800	4,800
Financed by:									
Retained Earnings			4,800					4,800	4,800

CASH FLOW	2022	2023	2024	2025	2026	2027	Beyond 2027	Total
Project Costs ($000's)	-	4,800	-	-	-	-	-	4,800
Financed by:								
Retained Earnings		4,800						4,800

NET OPERATING IMPACT ($000's)	2022	2023	2024	2025	2026	2027
Operating costs			30	30	30	30
Debt and finance charges						
Transfer to General Capital Fund						
Total Direct Costs	-	-	30	30	30	30
Less: Incremental Revenue/Recovery						
Net Cost/(Benefit)	-	-	30	30	30	30
Incremental Full Time Equivalent Positions	-	-	-	-	-	-

Class Estimate: 4

The Drinking Water Quality Strategy Project has determined that chlorination at the existing pumping stations should continue in order to maintain a chlorine residual in the distribution system. The existing chlorination system uses chlorine gas, which is a hazardous chemical.

Funds are for the design and installation of a new chlorine system or for the existing system to be upgraded in order to reduce risks.

Preliminary design work will provide a class 3 estimate prior to construction.

Operating costs are for additional monthly maintenance inspections and increased natural gas and electricity for ventilation of chlorine environments when occupied. These amounts have not yet been reviewed by Council and are subject to change during future budget processes.

The expected life of these assets is 25 years.

Project Name: **Regulatory Assessment of Water System Infrastructure and Supply Sources**

Standing Policy Committee: Water and Waste, Riverbank Management and the Environment

Department: Water and Waste
Project: 2001000726

Service: Water
OurWinnipeg: Environmental Resilience

AUTHORIZATION	Previous Budgets	2022 Estimate	FORECAST 2023	2024	2025	2026	2027	Five-Year Forecast Total	Six-Year Total
Project Costs ($000's)	575	-	-	-	-	250	-	250	250
Financed by:									
Retained Earnings						250		250	250

CASH FLOW	2022	2023	2024	2025	2026	2027	Beyond 2027	Total
Project Costs ($000's)	-	-	-	-	250	-	-	250
Financed by:								
Retained Earnings					250			250

NET OPERATING IMPACT ($000's)	2022	2023	2024	2025	2026	2027
Operating costs						
Debt and finance charges						
Transfer to General Capital Fund						
Total Direct Costs	-	-	-	-	-	-
Less: Incremental Revenue/Recovery						
Net Cost/(Benefit)	-	-	-	-	-	-
Incremental Full Time Equivalent Positions	-	-	-	-	-	-

Class Estimate: 3

A drinking water system infrastructure assessment is required under the Provincial Drinking Water Safety Act. The objective of the report is to carry out an onsite evaluation to identify, analyze, and mitigate any potential adverse health risks and environmental impacts associated with the water system in a "source to tap" methodology. This work will also determine whether the water system's source, facilities, equipment, and operations are effective in producing safe drinking water, and meet current regulations.

Infrastructure assessment reports are required on a five-year reporting frequency.

Project Name: **Deacon Reservoir Cell Rehabilitation**

Standing Policy Committee: Water and Waste, Riverbank Management and the Environment

Department: Water and Waste
Project: 2011000126

Service: Water
OurWinnipeg: Environmental Resilience

AUTHORIZATION	Previous Budgets	2022 Estimate	FORECAST 2023	2024	2025	2026	2027	Five-Year Forecast Total	Six-Year Total
Project Costs ($000's)	-	-	-	-	-	100	-	100	100
Financed by:									
Retained Earnings						100		100	100

CASH FLOW	2022	2023	2024	2025	2026	2027	Beyond 2027	Total
Project Costs ($000's)	-	-	-	-	100	-	-	100
Financed by:								
Retained Earnings					100			100

NET OPERATING IMPACT ($000's)	2022	2023	2024	2025	2026	2027
Operating costs						
Debt and finance charges						
Transfer to General Capital Fund						
Total Direct Costs	-	-	-	-	-	-
Less: Incremental Revenue/Recovery						
Net Cost/(Benefit)	-	-	-	-	-	-
Incremental Full Time Equivalent Positions	-	-	-	-	-	-

Class Estimate: 5

The Deacon Reservoir is used to supplement the City's water supply when the daily demand exceeds the capacity of the Shoal Lake Aqueduct and to provide water during Shoal Lake Aqueduct shutdowns. A topographic survey of the top of the reservoir dikes found some top of dike elevations that were substantially lower than design elevations. Geotechnical testing was completed and found that the dike fill remains well compacted and consolidation of the soils below the dikes is ongoing but is slowing over time. Based on existing water demands and the operational strategy of the reservoir, consolidation will continue to be monitored through dike surveys and any dike raises will be deferred until water demands increase.

Preliminary design work will provide a class 3 estimate prior to construction.

The expected life of this asset is 50 years.

Project Name: **Deacon Booster Pumping Station Suction Header Divider Wall and Valve**

Standing Policy Committee: Water and Waste, Riverbank Management and the Environment

Department: Water and Waste
Project: 2005000922

Service: Water
OurWinnipeg: Environmental Resilience

AUTHORIZATION	Previous Budgets	2022 Estimate	FORECAST 2023	2024	2025	2026	2027	Five-Year Forecast Total	Six-Year Total
Project Costs ($000's)	57	1,335	-	-	-	-	-	-	1,335
Financed by:									
Retained Earnings		1,335						-	1,335

CASH FLOW	2022	2023	2024	2025	2026	2027	Beyond 2027	Total
Project Costs ($000's)	1,335	-	-	-	-	-	-	1,335
Financed by:								
Retained Earnings	1,335							1,335

NET OPERATING IMPACT ($000's)	2022	2023	2024	2025	2026	2027
Operating costs						
Debt and finance charges						
Transfer to General Capital Fund						
Total Direct Costs	-	-	-	-	-	-
Less: Incremental Revenue/Recovery						
Net Cost/(Benefit)	-	-	-	-	-	-
Incremental Full Time Equivalent Positions	-	-	-	-	-	-

Class Estimate: 3

The Deacon Booster Pumping Station suction header pipe has been identified as a single point of failure for the supply of treated water to the City.

Funds are used to effectively divide the suction header. This will permit a continuous supply of water to the City in the event a leak occurs on this suction header.

The expected life of this asset is 50 years.

Project Name: **Discharge Meter Upgrades at the In-town Pumping Stations**

Standing Policy Committee: Water and Waste, Riverbank Management and the Environment

Department: Water and Waste
Project: 2005001623
Service: Water
OurWinnipeg: Environmental Resilience

AUTHORIZATION	Previous Budgets	2022 Estimate	FORECAST 2023	2024	2025	2026	2027	Five-Year Forecast Total	Six-Year Total
Project Costs ($000's)	150	-	550	2,150	-	-	-	2,700	2,700
Financed by:									
Retained Earnings			550	2,150				2,700	2,700

CASH FLOW	2022	2023	2024	2025	2026	2027	Beyond 2027	Total
Project Costs ($000's)	-	550	2,150	-	-	-	-	2,700
Financed by:								
Retained Earnings		550	2,150					2,700

NET OPERATING IMPACT ($000's)	2022	2023	2024	2025	2026	2027
Operating costs						
Debt and finance charges						
Transfer to General Capital Fund						
Total Direct Costs	-	-	-	-	-	-
Less: Incremental Revenue/Recovery						
Net Cost/(Benefit)	-	-	-	-	-	-
Incremental Full Time Equivalent Positions	-	-	-	-	-	-

Class Estimate: See table below

	2022	2023	2024	2025	2026	2027
Class Estimate		**3**	**3**			
Authorization ($000's)						
Detailed Design & Construction		550	2,150			

The in-town pumping stations supply 100% of the City's daily water use. Accurate flow measurement of water leaving the pumping stations is critical to the operation of the water distribution system. Due to age and lack of hardware support, the accuracy of the existing meters is not within an acceptable range.

Funds are to replace the meters and provide a means of secondary measurement.

The estimated life of this asset is 25 years.

Project Name: **Water Treatment Plant Programmable Logic Controllers Upgrade**

Standing Policy Committee: Water and Waste, Riverbank Management and the Environment

Department: Water and Waste
Project: 2010002126

Service: Water
OurWinnipeg: Environmental Resilience

AUTHORIZATION	Previous Budgets	2022 Estimate	FORECAST 2023	2024	2025	2026	2027	Five-Year Forecast Total	Six-Year Total
Project Costs ($000's)	-	-	-	-	-	550	4,450	5,000	5,000
Financed by:									
Retained Earnings						550	4,450	5,000	5,000

CASH FLOW	2022	2023	2024	2025	2026	2027	Beyond 2027	Total
Project Costs ($000's)	-	-	-	-	550	4,450	-	5,000
Financed by:								
Retained Earnings					550	4,450		5,000

NET OPERATING IMPACT ($000's)	2022	2023	2024	2025	2026	2027
Operating costs						
Debt and finance charges						
Transfer to General Capital Fund						
Total Direct Costs	-	-	-	-	-	-
Less: Incremental Revenue/Recovery						
Net Cost/(Benefit)	-	-	-	-	-	-
Incremental Full Time Equivalent Positions	-	-	-	-	-	-

Class Estimate: See table below

	2022	2023	2024	2025	2026	2027
Class Estimate					**5**	**5**
Authorization ($000's)						
Detailed Design & Construction					550	4,450

Programmable Logic Controllers (PLCs) are specialized hardware with customized software that provide local control of systems and processes at the Winnipeg Drinking Water Treatment Plant. The PLCs currently in use at the Winnipeg Drinking Water Treatment Plant have reached industry standard for replacement and are in the process of being discontinued by their manufacturer. To ensure a continuous supply of water to the City of Winnipeg, the PLCs will need to be replaced. Communication hardware associated with the PLCs is nearing end of life and will need to be replaced.

Preliminary design work will provide a class 3 estimate prior to construction.

The expected service life of the PLCs is 10 years but will depend on technical advancement in the process automation field.

Project Name: **Pumping Stations Reliability Upgrades**

Standing Policy Committee: Water and Waste, Riverbank Management and the Environment

Department: Water and Waste
Project: 2005000322
Service: Water
OurWinnipeg: Environmental Resilience

AUTHORIZATION	Previous Budgets	2022 Estimate	FORECAST 2023	2024	2025	2026	2027	Five-Year Forecast Total	Six-Year Total
Project Costs ($000's)	5,196	480	-	-	-	-	-	-	480
Financed by:									
Retained Earnings		480						-	480

CASH FLOW	2022	2023	2024	2025	2026	2027	Beyond 2027	Total
Project Costs ($000's)	480	-	-	-	-	-	-	480
Financed by:								
Retained Earnings	480							480

NET OPERATING IMPACT ($000's)	2022	2023	2024	2025	2026	2027
Operating costs						
Debt and finance charges						
Transfer to General Capital Fund						
Total Direct Costs	-	-	-	-	-	-
Less: Incremental Revenue/Recovery						
Net Cost/(Benefit)	-	-	-	-	-	-
Incremental Full Time Equivalent Positions	-	-	-	-	-	-

Class Estimate: 3

The electrical power supply is the primary source of energy to drive the pumps in the drinking water pump stations. Electrical power disruptions have caused the electric pumps to shut down for protection purposes, which results in reduced water service. In order to identify the deficiencies in the system, a Water Pumping Station Power Reliability Study was completed. One of the recommendations of the study was to carry out water pumping stations electrical inspections. The study and the inspections produced recommendations for a number of electrical and control improvements to reduce the effects of electrical power disruptions.

The required improvements will be completed in phases according to priority. The Water Pumping Station Power Reliability Study also recommended a number of upgrades to address risks associated with the configuration of the pumping and ancillary equipment. These reliability upgrades will address shortcomings in the existing control and instrumentation design and will add redundancy to ensure greater station reliability. These reliability upgrades will be undertaken in conjunction with the Supervisory Control and Data Acquisition upgrade project to minimize station shut-down times.

Power quality benchmark testing has found that the electric motors used to distribute potable water from the McPhillips Regional Pumping Station are causing an unacceptable temporary voltage drop upon motor start-up. Preliminary design will be undertaken to determine the options available to limit voltage drop and may identify power quality upgrade requirements at other water pumping stations.

The estimated life of this asset is 60 years.

Project Name: **Study of Backup Power Supply for the Hurst Pumping Station**

Standing Policy Committee: Water and Waste, Riverbank Management and the Environment

Department: Water and Waste
Project: 2005001322

Service: Water
OurWinnipeg: Environmental Resilience

AUTHORIZATION	Previous Budgets	2022 Estimate	FORECAST 2023	2024	2025	2026	2027	Five-Year Forecast Total	Six-Year Total
Project Costs ($000's)	-	580	-	-	-	-	-	-	580
Financed by:									
Retained Earnings		580						-	580

CASH FLOW	2022	2023	2024	2025	2026	2027	Beyond 2027	Total
Project Costs ($000's)	580	-	-	-	-	-	-	580
Financed by:								
Retained Earnings	580							580

NET OPERATING IMPACT ($000's)	2022	2023	2024	2025	2026	2027
Operating costs						
Debt and finance charges						
Transfer to General Capital Fund						
Total Direct Costs	-	-	-	-	-	-
Less: Incremental Revenue/Recovery						
Net Cost/(Benefit)	-	-	-	-	-	-
Incremental Full Time Equivalent Positions	-	-	-	-	-	-

Class Estimate: 3

The MacLean and McPhillips pumping stations are driven using two sources of energy: electrical power supply and natural gas. The Hurst Pumping Station, serving the largest portion of the City's water demand, is equipped solely with electrically driven pumps. Despite some redundancy in the electrical supply to the station, Hurst has experienced electrical power disruptions that caused the electric pumps to shut down for protection purposes, which resulted in reduced water service.

In light of electrical interruptions at Hurst Pumping Station, the Regional Water Supply Conceptual Planning Study Update recommended assessing the need for backup power supply to this station. This study will evaluate options for backup power supply and provide cost estimates for options.

The estimated life of this asset is 50 years.

Project Name: **HVAC Upgrades at Pumping Stations**

Standing Policy Committee: Water and Waste, Riverbank Management and the Environment

Department: Water and Waste
Project: 2005001422

Service: Water
OurWinnipeg: Environmental Resilience

AUTHORIZATION	Previous Budgets	2022 Estimate	FORECAST 2023	2024	2025	2026	2027	Five-Year Forecast Total	Six-Year Total
Project Costs ($000's)	5,090	600	-	-	-	-	-	-	600
Financed by:									
Retained Earnings		600						-	600

CASH FLOW	2022	2023	2024	2025	2026	2027	Beyond 2027	Total
Project Costs ($000's)	600	-	-	-	-	-	-	600
Financed by:								
Retained Earnings	600							600

NET OPERATING IMPACT ($000's)	2022	2023	2024	2025	2026	2027
Operating costs						
Debt and finance charges						
Transfer to General Capital Fund						
Total Direct Costs	-	-	-	-	-	-
Less: Incremental Revenue/Recovery						
Net Cost/(Benefit)	-	-	-	-	-	-
Incremental Full Time Equivalent Positions	-	-	-	-	-	-

Class Estimate: 3

The City's Regional Water Distribution System consists of three regional pumping stations (MacLean, McPhillips, and Hurst) and two booster pumping stations (Deacon Booster Pumping Station and Tache Booster Pumping Station). These pumping stations are critical infrastructure for the City and failure of any of the systems at these facilities has the potential to disrupt the City's residential, commercial, industrial, and fire protection water supplies.

The MacLean, McPhillips, Hurst, and Deacon Booster pumping stations require cooling upgrades to ensure continued operation.

The estimated life of this asset is 20 years.

Project Name: **Water Treatment Plant Asset Refurbishment and Replacement Program**

Standing Policy Committee: Water and Waste, Riverbank Management and the Environment

Department: Water and Waste
Project: 2002500824
Service: Water
OurWinnipeg: Environmental Resilience

AUTHORIZATION	Previous Budgets	2022 Estimate	FORECAST 2023	2024	2025	2026	2027	Five-Year Forecast Total	Six-Year Total
Project Costs ($000's)	6,700	-	-	9,000	900	-	7,300	17,200	17,200
Financed by:									
Retained Earnings				9,000	900		7,300	17,200	17,200

CASH FLOW	2022	2023	2024	2025	2026	2027	Beyond 2027	Total
Project Costs ($000's)	-	-	2,500	3,400	3,800	2,500	5,000	17,200
Financed by:								
Retained Earnings			2,500	3,400	3,800	2,500	5,000	17,200

NET OPERATING IMPACT ($000's)	2022	2023	2024	2025	2026	2027
Operating costs						
Debt and finance charges						
Transfer to General Capital Fund						
Total Direct Costs	-	-	-	-	-	-
Less: Incremental Revenue/Recovery						
Net Cost/(Benefit)	-	-	-	-	-	-
Incremental Full Time Equivalent Positions	-	-	-	-	-	-

Class Estimate: See table below

	2022	2023	2024	2025	2026	2027
Class Estimate			**5**	**5**		**5**
Authorization ($000's)						
Detailed Design & Construction			9,000	900		7,300

The water treatment plant provides treated drinking water to the City of Winnipeg. The continued upkeep and maintenance of the water treatment plant's assets is required to ensure a continuous supply of water. An asset refurbishment and replacement plan has been developed to address asset lifecycle issues at the water treatment plant as they arise.

Condition assessment of the water treatment plant assets is ongoing and the asset refurbishment and replacement program will address items as they are identified and prioritized.

Individual projects within this program will be revised to class 3 estimates through preliminary engineering prior to construction.

The estimated life of a rehabilitated asset ranges from 20 to 80 years, depending on asset type, condition, and the rehabilitation method used.

Project Name: **Feeder Main Condition Assessment and Rehabilitation**

Standing Policy Committee: Water and Waste, Riverbank Management and the Environment

Department: Water and Waste
Project: 2004000722

Service: Water
OurWinnipeg: Environmental Resilience

AUTHORIZATION	Previous Budgets	2022 Estimate	FORECAST 2023	2024	2025	2026	2027	Five-Year Forecast Total	Six-Year Total
Project Costs ($000's)	N/A *	950	3,300	2,900	1,500	350	-	8,050	9,000
Financed by:									
Retained Earnings		950	3,300	2,900	1,500	350		8,050	9,000

CASH FLOW	2022	2023	2024	2025	2026	2027	Beyond 2027	Total
Project Costs ($000's)	950	3,300	2,900	1,500	350	-	-	9,000
Financed by:								
Retained Earnings	950	3,300	2,900	1,500	350			9,000

NET OPERATING IMPACT ($000's)	2022	2023	2024	2025	2026	2027
Operating costs						
Debt and finance charges						
Transfer to General Capital Fund						
Total Direct Costs	-	-	-	-	-	-
Less: Incremental Revenue/Recovery						
Net Cost/(Benefit)	-	-	-	-	-	-
Incremental Full Time Equivalent Positions	-	-	-	-	-	-

Class Estimate: Not applicable, as this is a scalable program

Feeder mains are specialized pipes which are unique in size, materials, construction techniques, and failure modes. The majority of feeder mains were installed in the 1960s and require inspection, testing, and maintenance to preserve the asset. The program will also include replacement of valves and operators, related pipe connections, valve chambers, structural assessments, and restoration works.

Additional investments in Feeder Main Condition Assessment and Rehabilitation will be put forward as a result of recent and ongoing condition assessment.

The estimated life of a rehabilitated asset ranges from 20 to 80 years, depending on asset type, condition, and the rehabilitation method used.

Individual projects within this program will be revised to class 3 estimates through preliminary engineering prior to construction.

* N/A - No amounts have been included in the "Previous Budgets" due to this project's on-going nature.

Project Name: **Airport Area West Water and Sewer Servicing**

Standing Policy Committee: Water and Waste, Riverbank Management and the Environment

Department: Water and Waste
Project: 2004001222
Service: Water
OurWinnipeg: City Building

AUTHORIZATION	Previous Budgets	2022 Estimate	FORECAST 2023	2024	2025	2026	2027	Five-Year Forecast Total	Six-Year Total
Project Costs ($000's)	-	5,000	-	-	-	-	-	-	5,000
Financed by:									
Retained Earnings		2,750						-	2,750
External Debt		2,250						-	2,250

CASH FLOW	2022	2023	2024	2025	2026	2027	Beyond 2027	Total
Project Costs ($000's)	1,000	2,500	1,500	-	-	-	-	5,000
Financed by:								
Retained Earnings	1,000	1,750						2,750
External Debt		750	1,500					2,250

NET OPERATING IMPACT ($000's)	2022	2023	2024	2025	2026	2027
Operating costs			694	767	846	935
Debt and finance charges		29	109	149	149	149
Transfer to General Capital Fund						
Total Direct Costs	-	29	803	916	995	1,084
Less: Incremental Revenue/Recovery						
Net Cost/(Benefit)	-	29	803	916	995	1,084
Incremental Full Time Equivalent Positions	-	-	-	-	-	-

Class Estimate: 3

This project includes the detailed design and construction of a water feeder main extension, a new sewer lift station, and force main connection to the Inkster Interceptor, as well as land acquisition and administrative costs.

Work will be separated into phases to provide servicing for the area as development occurs. Included in this project is a temporary Full Time Equivalent Senior Project Manager position for the duration of the project. The position will be funded through capital, 75% from the Sewage Disposal System Fund, 25% from the Waterworks System Fund.

$5 million in expenditures, plus $15 million from the Sewage Disposal System Fund, is to be conditional on funding of an additional $20 million from each of the Federal and Provincial governments for the combined water and sewer infrastructure for Phase 1A work.

Operating costs include general inspections, equipment removal and overhaul, minor repairs to electrical/process mechanical/ mechanical/structural. These amounts have not yet been reviewed by Council and are subject to change during future budget processes.

Funding for this project is split 25% to Waterworks System Fund and 75% to Sewage Disposal System Fund.

The expected life of these assets are 75 years.

Project Name: **Water and Wastewater Infrastructure Capacity Study**

Standing Policy Committee: Water and Waste, Riverbank Management and the Environment

Department: Water and Waste
Project: 2001003522
Service: Water
OurWinnipeg: City Building

AUTHORIZATION	Previous Budgets	2022 Estimate	FORECAST 2023	2024	2025	2026	2027	Five-Year Forecast Total	Six-Year Total
Project Costs ($000's)	-	3,000	-	-	-	-	-	-	3,000
Financed by:									
Retained Earnings		3,000						-	3,000

CASH FLOW	2022	2023	2024	2025	2026	2027	Beyond 2027	Total
Project Costs ($000's)	3,000	-	-	-	-	-	-	3,000
Financed by:								
Retained Earnings	3,000							3,000

NET OPERATING IMPACT ($000's)	2022	2023	2024	2025	2026	2027
Operating costs						
Debt and finance charges						
Transfer to General Capital Fund						
Total Direct Costs	-	-	-	-	-	-
Less: Incremental Revenue/Recovery						
Net Cost/(Benefit)	-	-	-	-	-	-
Incremental Full Time Equivalent Positions	-	-	-	-	-	-

Class Estimate: 5

As infill development and densification occurs in Winnipeg, it puts increased pressure on existing underground infrastructure such as sewer collection, land drainage, and water distribution systems. To strategically guide areas for infill and new communities, the City needs to evaluate the existing water, sewer, and land drainage systems, as required, to identify areas which may be at or nearing capacity.

The first phase of funding will begin this process by undertaking a scoping study to determine how the City can most cost-effectively provide capacity information for development of different areas. A municipal market scan will benchmark how other cities undertake this work and develop options, cost estimates and implementation timelines that can be piloted.

This project will support the Strategic Infrastructure Plan for the City with the goal of providing sustainable social and economic development.

The development of the Plan will be implemented in phases:

Phase 1 will involve mapping of existing underground water and sewer capacity. Funding for this phase has been included for $3.0 million to be funded by Water and Waste retained earnings. Council has directed the department to come back with the cost and schedule. Phase 2 will identify water and sewer capacity needed to promote infill and accommodate new communities.

Future phases will identify trade and commerce enabling infrastructure including:

a. Road and bridge requirements, including mobility like trucking routes and the movement of goods within the City in accordance with the Transportation Master Plan;

b. Information technology infrastructure to promote new investment; and

c. Infrastructure needed for effective emergency services.

Preliminary scoping will develop a class 3 estimate prior to tender.

Additional funds may be required in future years to implement the recommendations of this study.

Project Name: **Water Meter Renewals**

Standing Policy Committee: Water and Waste, Riverbank Management and the Environment

Department: Water and Waste
Project: 2001003425
Service: Water
OurWinnipeg: Leadership and Good Governance

AUTHORIZATION	Previous Budgets	2022 Estimate	FORECAST 2023	2024	2025	2026	2027	Five-Year Forecast Total	Six-Year Total
Project Costs ($000's)	450	-	-	-	16,000	23,000	38,000	77,000	77,000
Financed by:									
Water Meter Renewal Reserve					16,000	23,000	38,000	77,000	77,000

CASH FLOW	2022	2023	2024	2025	2026	2027	Beyond 2027	Total
Project Costs ($000's)	-	-	-	16,000	23,000	38,000	-	77,000
Financed by:								
Water Meter Renewal Reserve				16,000	23,000	38,000		77,000

NET OPERATING IMPACT ($000's)	2022	2023	2024	2025	2026	2027
Operating costs						
Debt and finance charges						
Transfer to General Capital Fund						
Total Direct Costs	-	-	-	-	-	-
Less: Incremental Revenue/Recovery						
Net Cost/(Benefit)	-	-	-	-	-	-
Incremental Full Time Equivalent Positions	-	-	-	-	-	-

Class Estimate: See table below

	2022	2023	2024	2025	2026	2027
Class Estimate				**5/5/5**	**5**	**5**
Authorization ($000's)						
Feasibility				500		
Preliminary Design				1,500		
Detailed Design & Construction				14,000	23,000	38,000

The majority of the City's inventory of water meters are at end of life. Funding in previous years will be used to review current water meter technology, validate the best replacement technology, and develop a plan and class 3 estimate for implementation of a multi-year direct-read water meter replacement program.

Implementation of the water meter renewal program is forecast to be funded by the Water Meter Renewal Reserve fund starting in 2025. On January 30, 2020, Council authorized the establishment of the Water Meter Renewal Reserve. The reserve will accumulate funds for replacement and renewal of aging water meters and an advanced meter system.

The estimated life of a water meter is 15 years.

Project Name: **Water Main Renewals**

Standing Policy Committee: Water and Waste, Riverbank Management and the Environment

Department: Water and Waste
Project: 2013100122

Service: Water
OurWinnipeg: Environmental Resilience

AUTHORIZATION	Previous Budgets	2022 Estimate	FORECAST 2023	2024	2025	2026	2027	Five-Year Forecast Total	Six-Year Total
Project Costs ($000's)	N/A *	18,500	19,000	20,000	20,500	21,250	22,250	103,000	121,500
Financed by:									
Water Main Renewal Reserve		18,500	19,000	20,000	20,500	21,250	22,250	103,000	121,500

CASH FLOW	2022	2023	2024	2025	2026	2027	Beyond 2027	Total
Project Costs ($000's)	18,500	19,000	20,000	20,500	21,250	22,250	-	121,500
Financed by:								
Water Main Renewal Reserve	18,500	19,000	20,000	20,500	21,250	22,250		121,500

NET OPERATING IMPACT ($000's)	2022	2023	2024	2025	2026	2027
Operating costs			96	98	100	102
Debt and finance charges						
Transfer to General Capital Fund						
Total Direct Costs	-	-	96	98	100	102
Less: Incremental Revenue/Recovery						
Net Cost/(Benefit)	-	-	96	98	100	102
Incremental Full Time Equivalent Positions	-	-	-	-	-	-

Class Estimate: Not applicable, as this is a scalable program

This is a continuing program to replace and/or rehabilitate deteriorating water main infrastructure. Funding is used for water main replacement, cathodic protection, valve and hydrant replacement/rehabilitation, correction of dead end mains, upgrading of substandard mains, water system studies, assessments, development of design standards and replacement of problem water services within the City right-of-way, and hydraulic improvements for fire protection purposes. Funding is also used for integrated right-of-way renewal programs coordinated with the Public Works Department.

The expected remaining life of each rehabilitated water main ranges from 20 to 80 years, depending on the rehabilitation technology and the asset condition.

Funds will also be utilized to manage the water infrastructure asset register, and ongoing operating costs associated with software licensing and maintenance have been included.

Operating costs are for annual license renewals for InfoAsset System. These have not yet been reviewed by Council and are subject to change during future budget processes.

* N/A - No amounts have been included in the "Previous Budgets" due to this project's on-going nature.

Project Name: **Customer Billing and Work Management Systems Upgrades Program**

Standing Policy Committee: Water and Waste, Riverbank Management and the Environment

Department: Water and Waste
Project: 2010001222

Service: Water
OurWinnipeg: Leadership and Good Governance

AUTHORIZATION	Previous Budgets	2022 Estimate	FORECAST 2023	2024	2025	2026	2027	Five-Year Forecast Total	Six-Year Total
Project Costs ($000's)	N/A *	350	550	750	600	2,050	-	3,950	4,300
Financed by:									
Retained Earnings		350	550	750	600	2,050		3,950	4,300

CASH FLOW	2022	2023	2024	2025	2026	2027	Beyond 2027	Total
Project Costs ($000's)	350	550	750	600	2,050	-	-	4,300
Financed by:								
Retained Earnings	350	550	750	600	2,050			4,300

NET OPERATING IMPACT ($000's)	2022	2023	2024	2025	2026	2027
Operating costs						
Debt and finance charges						
Transfer to General Capital Fund						
Total Direct Costs	-	-	-	-	-	-
Less: Incremental Revenue/Recovery						
Net Cost/(Benefit)	-	-	-	-	-	-
Incremental Full Time Equivalent Positions	-	-	-	-	-	-

Class Estimate: Not applicable, as this is a scalable program

Customer Care and Billing (CCB) is used to manage customer accounts and collections for Water, Wastewater and Solid Waste services. Oracle Work Order and Asset Management (WAM) is used in the delivery of Water and Wastewater services for work planning, management, infrastructure preventative maintenance and renewal programs. Both CCB and WAM require ongoing product updates to ensure these systems can support the day-to-day operations within the Water and Waste Department.

This program will maintain the CCB and WAM systems to meet current and future business requirements resulting from functional, technical, and business continuity changes.

The estimated life of this asset is 10 years.

Funding for this program is split between the Waterworks System Fund and the Sewage Disposal Fund.

*N/A - No amounts have been included in the "Previous Budgets" due to this project's on-going nature.

Project Name: **Application and Data Integration**

Standing Policy Committee: Water and Waste, Riverbank Management and the Environment

Department: Water and Waste
Project: 2010001822

Service: Water
OurWinnipeg: Leadership and Good Governance

AUTHORIZATION	Previous Budgets	2022 Estimate	FORECAST 2023	2024	2025	2026	2027	Five-Year Forecast Total	Six-Year Total
Project Costs ($000's)	N/A *	350	400	565	515	320	-	1,800	2,150
Financed by:									
Retained Earnings		350	400	565	515	320		1,800	2,150

CASH FLOW	2022	2023	2024	2025	2026	2027	Beyond 2027	Total
Project Costs ($000's)	350	400	565	515	320	-	-	2,150
Financed by:								
Retained Earnings	350	400	565	515	320			2,150

NET OPERATING IMPACT ($000's)	2022	2023	2024	2025	2026	2027
Operating costs			28	29	30	30
Debt and finance charges						
Transfer to General Capital Fund						
Total Direct Costs	-	-	28	29	30	30
Less: Incremental Revenue/Recovery						
Net Cost/(Benefit)	-	-	28	29	30	30
Incremental Full Time Equivalent Positions	-	-	-	-	-	-

Class Estimate: Not applicable, as this is a scalable program

This program will integrate various applications and data sources at Water and Waste Department to be able to connect information across systems and to obtain a single source of truth. This will expand service delivery capabilities, improve access to and sharing of data and information, and enable new applications and technologies to provide superior utility service to customers.

Operating costs are for software licensing and vendor support. These amounts have not yet been reviewed by Council and are subject to change during future budget processes.

The estimated life of this asset is 10 years.

*N/A - No amounts have been included in the "Previous Budgets" due to this project's on-going nature.

Project Name: **Digital Enablement for Plant and Field Employees**

Standing Policy Committee: Water and Waste, Riverbank Management and the Environment

Department: Water and Waste
Project: 2010001922

Service: Water
OurWinnipeg: Leadership and Good Governance

AUTHORIZATION	Previous Budgets	2022 Estimate	FORECAST 2023	2024	2025	2026	2027	Five-Year Forecast Total	Six-Year Total
Project Costs ($000's)	N/A *	750	750	500	500	250	-	2,000	2,750
Financed by:									
Retained Earnings		750	750	500	500	250		2,000	2,750

CASH FLOW	2022	2023	2024	2025	2026	2027	Beyond 2027	Total
Project Costs ($000's)	750	750	500	500	250	-	-	2,750
Financed by:								
Retained Earnings	750	750	500	500	250			2,750

NET OPERATING IMPACT ($000's)	2022	2023	2024	2025	2026	2027
Operating costs						
Debt and finance charges						
Transfer to General Capital Fund						
Total Direct Costs	-	-	-	-	-	-
Less: Incremental Revenue/Recovery						
Net Cost/(Benefit)	-	-	-	-	-	-
Incremental Full Time Equivalent Positions	-	-	-	-	-	-

Class Estimate: Not applicable, as this is a scalable program

This program will develop and implement technology solutions that can be leveraged by plant and field employees to perform their work more effectively and efficiently, and provide timely information to the public and 311. This will increase productivity by reducing manual effort, improve accessibility to information, improve accuracy and quality of information, reduce time to record and retrieve information, improve communication, and improve customer service and experience.

The estimated life of this asset is 10 years.

*N/A - No amounts have been included in the "Previous Budgets" due to this project's on-going nature.

Project Name: **Sludge Drying Beds Decommissioning**

Standing Policy Committee: Water and Waste, Riverbank Management and the Environment

Department: Water and Waste
Project: 2034001124
Service: Wastewater
OurWinnipeg: Environmental Resilience

AUTHORIZATION	Previous Budgets	2022 Estimate	FORECAST 2023	2024	2025	2026	2027	Five-Year Forecast Total	Six-Year Total
Project Costs ($000's)	-	-	-	375	-	-	-	375	375
Financed by:									
Retained Earnings				375				375	375

CASH FLOW	2022	2023	2024	2025	2026	2027	Beyond 2027	Total
Project Costs ($000's)	-	-	375	-	-	-	-	375
Financed by:								
Retained Earnings			375					375

NET OPERATING IMPACT ($000's)	2022	2023	2024	2025	2026	2027
Operating costs						
Debt and finance charges						
Transfer to General Capital Fund						
Total Direct Costs	-	-	-	-	-	-
Less: Incremental Revenue/Recovery						
Net Cost/(Benefit)	-	-	-	-	-	-
Incremental Full Time Equivalent Positions	-	-	-	-	-	-

Class Estimate: 3

The former sludge drying beds in West St. Paul are no longer being used for storage. Decommissioning the sludge drying beds is a condition of closing the Environment Act Licence 1089 E RR. This work will develop a class 3 estimate for a decommissioning plan and identify options for future use.

Additional funds will be required in future years to implement the recommendations of this plan.

Project Name: **Process Control System Master Plan and Upgrade**

Standing Policy Committee: Water and Waste, Riverbank Management and the Environment

Department: Water and Waste
Project: 2040000625
Service: Wastewater
OurWinnipeg: Environmental Resilience

AUTHORIZATION	Previous Budgets	2022 Estimate	FORECAST 2023	2024	2025	2026	2027	Five-Year Forecast Total	Six-Year Total
Project Costs ($000's)	4,000	-	-	-	3,000	9,500	-	12,500	12,500
Financed by:									
Retained Earnings					3,000	9,500		12,500	12,500

CASH FLOW	2022	2023	2024	2025	2026	2027	Beyond 2027	Total
Project Costs ($000's)	-	-	-	3,000	9,500	-	-	12,500
Financed by:								
Retained Earnings				3,000	9,500			12,500

NET OPERATING IMPACT ($000's)	2022	2023	2024	2025	2026	2027
Operating costs						
Debt and finance charges						
Transfer to General Capital Fund						
Total Direct Costs	-	-	-	-	-	-
Less: Incremental Revenue/Recovery						
Net Cost/(Benefit)	-	-	-	-	-	-
Incremental Full Time Equivalent Positions	-	-	-	-	-	-

Class Estimate: See table below

	2022	2023	2024	2025	2026	2027
Class Estimate				**4/4**	**4**	
Authorization ($000's)						
Preliminary Design				1,500		
Detailed Design & Construction				1,500	9,500	

The Water and Waste Department's three sewage treatment plants utilize a Distributed Control System (DCS) with a Process Control View (PCV) Human Machine Interface (HMI) for process control. It is an intricate network of specialized computers that monitor thousands of sensors throughout the plants and controls the treatment processes by making calculations and adjustments prescribed by operators and process control analysts.

An Automation Master Plan was developed for the sewage treatment plants in 2012. The DCS system will be replaced with a Programmable Logic Controller (PLC) based system and a new HMI system will be installed at all three treatment plants. The replacement of the DCS and HMI systems at the North End and South End Sewage Treatment Plants are part of the major capital upgrade projects at these facilities.

This program will develop a plan to ensure operational reliability throughout the upgrades and in the long term once the upgrades are complete. The major components of this program include: maintaining the DCS and HMI systems until replacement, upgrading the inter-plant communication systems and network security components, and replacement of the West End Sewage Treatment Plant DCS and HMI systems.

The class estimate will be refined to a class 3 prior to undertaking upgrades.

The expected life of the new PLC system is 20 years and the new HMI system is 10 years.

Project Name: **Asset Refurbishment and Replacement Program**

Standing Policy Committee: Water and Waste, Riverbank Management and the Environment

Department: Water and Waste
Project: 2030000522
Service: Wastewater
OurWinnipeg: Environmental Resilience

AUTHORIZATION	Previous Budgets	2022 Estimate	FORECAST 2023	2024	2025	2026	2027	Five-Year Forecast Total	Six-Year Total
Project Costs ($000's)	N/A *	4,000	5,000	5,000	5,000	5,000	5,000	25,000	29,000
Financed by:									
Retained Earnings		4,000	5,000	5,000	5,000	5,000	5,000	25,000	29,000

CASH FLOW	2022	2023	2024	2025	2026	2027	Beyond 2027	Total
Project Costs ($000's)	4,000	5,000	5,000	5,000	5,000	5,000	-	29,000
Financed by:								
Retained Earnings	4,000	5,000	5,000	5,000	5,000	5,000		29,000

NET OPERATING IMPACT ($000's)	2022	2023	2024	2025	2026	2027
Operating costs						
Debt and finance charges						
Transfer to General Capital Fund						
Total Direct Costs	-	-	-	-	-	-
Less: Incremental Revenue/Recovery						
Net Cost/(Benefit)	-	-	-	-	-	-
Incremental Full Time Equivalent Positions	-	-	-	-	-	-

Class Estimate: Not applicable, as this is a scalable program

A risk and criticality review of the City's three sewage treatment plants has been undertaken to assess the condition of assets and to develop a refurbishment and replacement plan for the next 25 years. The improvements identified will address process reliability, mechanical, electrical, structural components, building envelope, and safety at all three locations including any related works required such as environmental studies/assessments or decommissioning of assets. Operational efficiency improvements will also be identified and implemented in a coordinated fashion with the enhanced maintenance program.

Asset assessment and plan development are ongoing, which will continue to address items as identified. Class estimates for individual projects within this program will be revised to class 3 through preliminary engineering prior to construction.

The expected life of the structure upgrades is 50 years and the expected life of the electrical and mechanical components is 25 years.

* N/A - No amounts have been included in the "Previous Budgets" due to this project's on-going nature.

Project Name: **Arc Flash Hazard Analysis and Remediation**

Standing Policy Committee: Water and Waste, Riverbank Management and the Environment

Department: Water and Waste
Project: 2030001822
Service: Wastewater
OurWinnipeg: Environmental Resilience

AUTHORIZATION	Previous Budgets	2022 Estimate	FORECAST 2023	2024	2025	2026	2027	Five-Year Forecast Total	Six-Year Total
Project Costs ($000's)	N/A *	270	800	150	-	-	-	950	1,220
Financed by:									
Retained Earnings		270	800	150				950	1,220

CASH FLOW	2022	2023	2024	2025	2026	2027	Beyond 2027	Total
Project Costs ($000's)	270	800	150	-	-	-	-	1,220
Financed by:								
Retained Earnings	270	800	150					1,220

NET OPERATING IMPACT ($000's)	2022	2023	2024	2025	2026	2027
Operating costs						
Debt and finance charges						
Transfer to General Capital Fund						
Total Direct Costs	-	-	-	-	-	-
Less: Incremental Revenue/Recovery						
Net Cost/(Benefit)	-	-	-	-	-	-
Incremental Full Time Equivalent Positions	-	-	-	-	-	-

Class Estimate: 3

As part of the Canadian Standards Association Occupational Health and Safety program, a standard entitled CSA Z462, Workplace Electrical Safety Standard has been adopted within the new Canadian Electrical Code.

The program will implement the recommendations from the Arc Flash Study on a priority/risk basis in conjunction with other electrical upgrades at the Department's facilities. This work includes decreasing the potential arc flash energy at various distribution points, upgrading equipment to lower fault energies, procuring personal protective equipment, and providing training. This is for compliance to the arc flash requirements in the electrical code.

The expected life of this asset is 50 years.

* N/A - No amounts have been included in the "Previous Budgets" due to this project's on-going nature.

Project Name: **Lift Stations Upgrading**

Standing Policy Committee: Water and Waste, Riverbank Management and the Environment

Department: Water and Waste
Project: 2035000122

Service: Wastewater
OurWinnipeg: Environmental Resilience

AUTHORIZATION	Previous Budgets	2022 Estimate	FORECAST 2023	2024	2025	2026	2027	Five-Year Forecast Total	Six-Year Total
Project Costs ($000's)	N/A *	3,250	6,250	6,500	7,000	6,000	6,000	31,750	35,000
Financed by:									
Retained Earnings		3,250	6,250	6,500	7,000	6,000	6,000	31,750	35,000

CASH FLOW	2022	2023	2024	2025	2026	2027	Beyond 2027	Total
Project Costs ($000's)	3,250	6,250	6,500	7,000	6,000	6,000	-	35,000
Financed by:								
Retained Earnings	3,250	6,250	6,500	7,000	6,000	6,000		35,000

NET OPERATING IMPACT ($000's)	2022	2023	2024	2025	2026	2027
Operating costs						
Debt and finance charges						
Transfer to General Capital Fund						
Total Direct Costs	-	-	-	-	-	-
Less: Incremental Revenue/Recovery						
Net Cost/(Benefit)	-	-	-	-	-	-
Incremental Full Time Equivalent Positions	-	-	-	-	-	-

Class Estimate: Not applicable, as this is a scalable program

This project is part of a continuing program for mitigating hydraulic, structural, safety, odour and aesthetic problems, as well as for undertaking capacity assessments for the 75 lift stations and associated force mains, gate chambers, and related works in the sewage collection system.

The program includes the condition assessment of all lift stations to establish rehabilitation priority and future funding requirements.

Class estimates for individual projects within this program will be revised to class 3 through preliminary engineering prior to construction.

The estimated life of this asset is 50 years.

* N/A - No amounts have been included in the "Previous Budgets" due to this project's on-going nature.

Project Name: **River Crossings Monitoring and Rehabilitation**

Standing Policy Committee: Water and Waste, Riverbank Management and the Environment

Department: Water and Waste
Project: 2037500022
Service: Wastewater
OurWinnipeg: Environmental Resilience

AUTHORIZATION	Previous Budgets	2022 Estimate	FORECAST 2023	2024	2025	2026	2027	Five-Year Forecast Total	Six-Year Total
Project Costs ($000's)	N/A*	3,500	730	-	-	-	-	730	4,230
Financed by:									
Retained Earnings		3,500	730					730	4,230

CASH FLOW	2022	2023	2024	2025	2026	2027	Beyond 2027	Total
Project Costs ($000's)	3,500	730	-	-	-	-	-	4,230
Financed by:								
Retained Earnings	3,500	730						4,230

NET OPERATING IMPACT ($000's)	2022	2023	2024	2025	2026	2027
Operating costs						
Debt and finance charges						
Transfer to General Capital Fund						
Total Direct Costs	-	-	-	-	-	-
Less: Incremental Revenue/Recovery						
Net Cost/(Benefit)	-	-	-	-	-	-
Incremental Full Time Equivalent Positions	-	-	-	-	-	-

Class Estimate: See table below

	2022	2023	2024	2025	2026	2027
Class Estimate	**5**	**5**				
Authorization ($000's)						
Detailed Design & Construction	3,500	730				

This project is for the condition assessment, rehabilitation and/or replacement of the sewer river crossings, and for the installation of leak detection equipment on the existing waterway crossings.

The department has completed a risk assessment of all river crossings in order to determine a prioritization plan for ongoing condition assessment as well as to upgrade and replace any at-risk crossings as required by Environment Licences issued by the Province of Manitoba for the wastewater collection system in the City of Winnipeg.

These funds will also be used to install continuous leak detection monitoring equipment at river crossings as required by the Provincial Environmental Licence.

A class 3 estimate will be obtained prior to construction or inspection work.

*N/A - No amounts have been included in the "Previous Budgets" due to this project's on-going nature.

Project Name: **Combined Sewer Overflow and Basement Flood Management Strategy**

Standing Policy Committee: Water and Waste, Riverbank Management and the Environment

Department: Water and Waste
Project: 2038000122

Service: Wastewater
OurWinnipeg: Environmental Resilience

AUTHORIZATION	Previous Budgets	2022 Estimate	FORECAST 2023	2024	2025	2026	2027	Five-Year Forecast Total	Six-Year Total
Project Costs ($000's)	N/A *	30,000	28,000	47,000	41,500	46,500	47,000	210,000	240,000
Financed by:									
Environmental Projects Reserve		30,000	28,000	47,000	41,500	46,500	47,000	210,000	240,000

CASH FLOW	2022	2023	2024	2025	2026	2027	Beyond 2027	Total
Project Costs ($000's)	30,000	28,000	47,000	41,500	46,500	47,000	-	240,000
Financed by:								
Environmental Projects Reserve	30,000	28,000	47,000	41,500	46,500	47,000		240,000

NET OPERATING IMPACT ($000's)	2022	2023	2024	2025	2026	2027
Operating costs						
Debt and finance charges						
Transfer to General Capital Fund						
Total Direct Costs	-	-	-	-	-	-
Less: Incremental Revenue/Recovery						
Net Cost/(Benefit)	-	-	-	-	-	-
Incremental Full Time Equivalent Positions	-	-	-	-	-	-

Class Estimate: Not applicable, as this is a scalable program

The Combined Sewer Overflow (CSO) and Basement Flood Management Strategy projects will be driven by the CSO Master Plan, which was approved by the Province on November 13, 2019, developed to meet the requirements of Environment Act Licence No. 3042. The objectives of this multi-year program are to comply with the regulations to mitigate the impact of CSO's on the local water courses and improve basement flooding protection.

Funds budgeted are for the development and implementation of a CSO Master Plan as well as for sewer relief works associated with basement flooding and CSO mitigation including sewers, chambers, weirs, and other related works. Funds are also budgeted for monitoring and reporting programs and systems, pilot studies, land acquisition, and integration with other major sewer programs.

Funding has been increased based on Council Notice of Motion dated April 29, 2021, for an increase of 50% to the Combined Sewer Overflow budget to expedite the Armstrong Combined Sewer Overflow district work.

All projects will be updated to a class 3 estimate through preliminary and detailed design prior to any construction work.

The expected life of the sewers is 50 years, mechanical components is 25 years and Supervisory Control and Data Acquisition system is 10 years.

* N/A - No amounts have been included in the "Previous Budgets" due to this project's on-going nature.

Project Name: **Southwest Interceptor**

Standing Policy Committee: Water and Waste, Riverbank Management and the Environment

Department: Water and Waste
Project: 2037001622
Service: Wastewater
OurWinnipeg: Environmental Resilience

AUTHORIZATION	Previous Budgets	2022 Estimate	FORECAST 2023	2024	2025	2026	2027	Five-Year Forecast Total	Six-Year Total
Project Costs ($000's)	1,000	350	-	5,000	35,000	20,000	35,000	95,000	95,350
Financed by:									
Retained Earnings				5,000	35,000	20,000	35,000	95,000	95,000
Transfer from Prior Year Authorization		350						-	350

CASH FLOW	2022	2023	2024	2025	2026	2027	Beyond 2027	Total
Project Costs ($000's)	350	-	5,000	35,000	20,000	35,000	-	95,350
Financed by:								
Retained Earnings			5,000	35,000	20,000	35,000		95,000
Transfer from Prior Year Authorization	350							350

NET OPERATING IMPACT ($000's)	2022	2023	2024	2025	2026	2027
Operating costs						
Debt and finance charges						
Transfer to General Capital Fund						
Total Direct Costs	-	-	-	-	-	-
Less: Incremental Revenue/Recovery						
Net Cost/(Benefit)	-	-	-	-	-	-
Incremental Full Time Equivalent Positions	-	-	-	-	-	-

Class Estimate: See table below

	2022	2023	2024	2025	2026	2027
Class Estimate	**3**		**5**	**5**	**5**	**5**
Authorization ($000's)						
Preliminary Design	350					
Detailed Design & Construction			5,000	35,000	20,000	35,000

Currently, all sewage from the land in Winnipeg south of Bishop Grandin Boulevard and west of the Red River plus the communities of Lindenwoods and Whyte Ridge flow to the South End Sewage Treatment Plant (SEWPCC). This flow crosses the Red River between the Fort Garry bridges; at this location the D'Arcy lift station raises the sewage to a sufficient height to allow it to flow by gravity under the Red River.

This crossing represents a single point of failure. If there is a failure of the lift station or the siphon, there is a substantial risk of basement flooding and/or overflows to the Red River. System redundancy is required to convey flows to the treatment plant in the event of a failure of either D'Arcy lift station or the associated siphons. Also, due to the high wet weather flows experienced at the D'Arcy lift station, the additional system capacity will reduce the risk of basement flooding and overflows to the river.

The Southwest Interceptor will provide an additional gravity crossing of the Red River. A conceptual study will be undertaken to review options and sizing. The project will be broken up into two phases; the total cost of the project is estimated at $95 million.

Southwest Interceptor (continued):

The major benefits of constructing this project include enabling growth in south-west Winnipeg and maintaining essential level of service.

Significant risks associated with constructing this project include unknown ground conditions and construction of a river crossing.

Significant risks of not constructing the project or deferring the project include inability to accommodate future growth and inability to maintain essential level of service.

Funding in 2022 includes $350,000 rebudgeted from capital budget authorized in 2019 - see Appendix 4.

The expected life of this asset is 75 years.

Project Name: **Environmental Standards Laboratory Facility Plan**

Standing Policy Committee: Water and Waste, Riverbank Management and the Environment

Department: Water and Waste
Project: 2030003624
Service: Wastewater
OurWinnipeg: Environmental Resilience

AUTHORIZATION	Previous Budgets	2022 Estimate	FORECAST 2023	2024	2025	2026	2027	Five-Year Forecast Total	Six-Year Total
Project Costs ($000's)	-	-	-	530	-	-	-	530	530
Financed by:									
Retained Earnings				530				530	530

CASH FLOW	2022	2023	2024	2025	2026	2027	Beyond 2027	Total
Project Costs ($000's)	-	-	530	-	-	-	-	530
Financed by:								
Retained Earnings			530					530

NET OPERATING IMPACT ($000's)	2022	2023	2024	2025	2026	2027
Operating costs						
Debt and finance charges						
Transfer to General Capital Fund						
Total Direct Costs	-	-	-	-	-	-
Less: Incremental Revenue/Recovery						
Net Cost/(Benefit)	-	-	-	-	-	-
Incremental Full Time Equivalent Positions	-	-	-	-	-	-

Class Estimate: 5

Environmental Standards Division operates a Canadian Association for Laboratory Accreditation (CALA) accredited laboratory for testing, monitoring, and compliance reporting on behalf of the Water and Waste Department. To ensure the laboratory can continue to stay up-to-date with CALA accreditation standards, meet future regulatory monitoring and reporting requirements, and accommodate the increasing demands of the laboratory's internal clients, a new facility plan is required. The plan will also investigate options to bring additional testing in-house with further accreditation requirements.

Additional funds will be required in future years to implement the recommendations of this plan.

Project Name: **Supervisory Control and Data Acquisition (SCADA) Upgrades for Collection System**

Standing Policy Committee: Water and Waste, Riverbank Management and the Environment

Department: Water and Waste
Project: 2040002226
Service: Wastewater
OurWinnipeg: Environmental Resilience

AUTHORIZATION	Previous Budgets	2022 Estimate	FORECAST 2023	2024	2025	2026	2027	Five-Year Forecast Total	Six-Year Total
Project Costs ($000's)	-	-	-	-	-	500	500	1,000	1,000
Financed by:									
Retained Earnings						500	500	1,000	1,000

CASH FLOW	2022	2023	2024	2025	2026	2027	Beyond 2027	Total
Project Costs ($000's)	-	-	-	-	500	500	-	1,000
Financed by:								
Retained Earnings					500	500		1,000

NET OPERATING IMPACT ($000's)	2022	2023	2024	2025	2026	2027
Operating costs						18
Debt and finance charges						
Transfer to General Capital Fund						
Total Direct Costs	-	-	-	-	-	18
Less: Incremental Revenue/Recovery						
Net Cost/(Benefit)	-	-	-	-	-	18
Incremental Full Time Equivalent Positions	-	-	-	-	-	-

Class Estimate: See table below

	2022	2023	2024	2025	2026	2027
Class Estimate					**5/5**	**5/5**
Authorization ($000's)						
Preliminary Design					290	120
Detailed Design & Construction					210	380

The Supervisory Control and Data Acquisition System (SCADA) provides operational information for the City's sewer collection system (pumps, valves, gates etc.). This work will upgrade the system to new technology so that it can provide real-time information for sewer system operation and monitoring.

Operating costs are for wireless service communications provider monthly fees. These amounts have not yet been reviewed by Council and are subject to change during future budget processes.

The expected life of this asset is 15 years.

Project Name: **Airport Area West Water and Sewer Servicing**

Standing Policy Committee: Water and Waste, Riverbank Management and the Environment

Department: Water and Waste
Project: 2037001722
Service: Wastewater
OurWinnipeg: City Building

AUTHORIZATION	Previous Budgets	2022 Estimate	FORECAST 2023	2024	2025	2026	2027	Five-Year Forecast Total	Six-Year Total
Project Costs ($000's)	1,150	16,000	-	-	-	-	-	-	16,000
Financed by:									
Retained Earnings		9,250						-	9,250
External Debt		5,750						-	5,750
Transfer from Prior Year Authorization		1,000						-	1,000

CASH FLOW	2022	2023	2024	2025	2026	2027	Beyond 2027	Total
Project Costs ($000's)	3,000	8,000	5,000	-	-	-	-	16,000
Financed by:								
Retained Earnings	2,000	7,250						9,250
External Debt		750	5,000					5,750
Transfer from Prior Year Authorization	1,000							1,000

NET OPERATING IMPACT ($000's)	2022	2023	2024	2025	2026	2027
Operating costs			2,083	2,300	2,539	2,804
Debt and finance charges		29	252	386	386	386
Transfer to General Capital Fund						
Total Direct Costs	-	29	2,335	2,686	2,925	3,190
Less: Incremental Revenue/Recovery						
Net Cost/(Benefit)	-	29	2,335	2,686	2,925	3,190
Incremental Full Time Equivalent Positions	-	-	-	-	-	-

Class Estimate: 3

This project includes the detailed design and construction of a water feeder main extension, a new sewer lift station and force main connection to the Inkster Interceptor, as well as land acquisition and administrative costs.

Work will be separated into phases to provide servicing for the area as development occurs. Included in this project is a temporary Full Time Equivalent Senior Project Manager position for the duration of the project. The position will be funded through capital, 75% from the Sewage Disposal System Fund, 25% from the Waterworks System Fund.

$15 million of expenditures, plus $5 million from the Waterworks System Fund, is to be conditional on funding of an additional $20 million from each of the Federal and Provincial governments for the combined water and sewer infrastructure for Phase 1A work.

Operating costs include general inspections, equipment removal and overhaul, minor repairs to electrical/process mechanical/ mechanical/structural. These amounts have not yet been reviewed by Council and are subject to change during future budget processes.

Funding for this project is split 25% to Waterworks System Fund and 75% to Sewage Disposal System Fund.

Funding in 2022 includes $1,000,000 rebudgeted from capital budget authorized in 2018 - see Appendix 4.

The expected life of these assets are 75 years.

Project Name: **Sewer Renewals**

Standing Policy Committee: Water and Waste, Riverbank Management and the Environment

Department: Water and Waste
Project: 2039100122
Service: Wastewater
OurWinnipeg: Environmental Resilience

AUTHORIZATION	Previous Budgets	2022 Estimate	FORECAST 2023	2024	2025	2026	2027	Five-Year Forecast Total	Six-Year Total
Project Costs ($000's)	N/A *	18,000	18,500	21,000	21,000	21,000	21,000	102,500	120,500
Financed by:									
Sewer System Rehabilitation Reserve		18,000	18,500	21,000	21,000	21,000	21,000	102,500	120,500

CASH FLOW	2022	2023	2024	2025	2026	2027	Beyond 2027	Total
Project Costs ($000's)	18,000	18,500	21,000	21,000	21,000	21,000	-	120,500
Financed by:								
Sewer System Rehabilitation Reserve	18,000	18,500	21,000	21,000	21,000	21,000		120,500

NET OPERATING IMPACT ($000's)	2022	2023	2024	2025	2026	2027
Operating costs						
Debt and finance charges						
Transfer to General Capital Fund						
Total Direct Costs	-	-	-	-	-	-
Less: Incremental Revenue/Recovery						
Net Cost/(Benefit)	-	-	-	-	-	-
Incremental Full Time Equivalent Positions	-	-	-	-	-	-

Class Estimate: Not applicable, as this is a scalable program

This is a program to replace and/or rehabilitate combined, wastewater, and land drainage sewer infrastructure that are no longer meeting level of service objectives. A portion of the funding will be used for condition assessment of sewer assets; sewers will be replaced or rehabilitated using appropriate technologies on a risk-based level of service basis. Funds will also be utilized to update the sewer asset register, and ongoing operating costs associated with software licensing and maintenance have been included.

Funding will also be utilized for the assessment, repair and/or replacement, under certain conditions, of private wastewater sewer services within the public right-of-way under the Sewer By-Law, and for the development of wastewater and land drainage design standards.

The expected remaining life of each rehabilitated sewer ranges from 20 to 100 years, depending on the rehabilitation technology and the asset condition. The expected life of the asset register is 10 years.

* N/A - No amounts have been included in the "Previous Budgets" due to this project's on-going nature.

Project Name: **Water and Waste Department Business Intelligence**

Standing Policy Committee: Water and Waste, Riverbank Management and the Environment

Department: Water and Waste
Project: 2040001322
Service: Wastewater
OurWinnipeg: Leadership and Good Governance

AUTHORIZATION	Previous Budgets	2022 Estimate	FORECAST 2023	2024	2025	2026	2027	Five-Year Forecast Total	Six-Year Total
Project Costs ($000's)	N/A *	1,500	300	1,100	550	1,450	-	3,400	4,900
Financed by:									
Retained Earnings		300	300	1,100	550	1,450		3,400	3,700
Transfer from Prior Year Authorization		1,200						-	1,200

CASH FLOW	2022	2023	2024	2025	2026	2027	Beyond 2027	Total
Project Costs ($000's)	1,500	300	1,100	550	1,450	-	-	4,900
Financed by:								
Retained Earnings	300	300	1,100	550	1,450			3,700
Transfer from Prior Year Authorization	1,200							1,200

NET OPERATING IMPACT ($000's)	2022	2023	2024	2025	2026	2027
Operating costs						
Debt and finance charges						
Transfer to General Capital Fund						
Total Direct Costs	-	-	-	-	-	-
Less: Incremental Revenue/Recovery						
Net Cost/(Benefit)	-	-	-	-	-	-
Incremental Full Time Equivalent Positions	-	-	-	-	-	-

Class Estimate: Not applicable, as this is a scalable program

This project will develop a solution that will improve access to data and information, provide improved analytics, dashboarding, and reporting functionality, provide timely reporting of data, and generate insights to improve evidence-based decision-making.

Funding in 2022 includes $1,200,000 rebudgeted from capital budget authorized in 2016 - see Appendix 4.

The estimated life of this asset is 10 years.

* N/A - No amounts have been included in the "Previous Budgets" due to this project's on-going nature.

Project Name: **Customer Billing and Work Management Systems Upgrades Program**

Standing Policy Committee: Water and Waste, Riverbank Management and the Environment

Department: Water and Waste
Project: 2040001222

Service: Wastewater
OurWinnipeg: Leadership and Good Governance

AUTHORIZATION	Previous Budgets	2022 Estimate	FORECAST 2023	2024	2025	2026	2027	Five-Year Forecast Total	Six-Year Total
Project Costs ($000's)	N/A *	350	550	750	600	2,050	-	3,950	4,300
Financed by:									
Retained Earnings		350	550	750	600	2,050		3,950	4,300

CASH FLOW	2022	2023	2024	2025	2026	2027	Beyond 2027	Total
Project Costs ($000's)	350	550	750	600	2,050	-	-	4,300
Financed by:								
Retained Earnings	350	550	750	600	2,050			4,300

NET OPERATING IMPACT ($000's)	2022	2023	2024	2025	2026	2027
Operating costs						
Debt and finance charges						
Transfer to General Capital Fund						
Total Direct Costs	-	-	-	-	-	-
Less: Incremental Revenue/Recovery						
Net Cost/(Benefit)	-	-	-	-	-	-
Incremental Full Time Equivalent Positions	-	-	-	-	-	-

Class Estimate: Not applicable, as this is a scalable program

Customer Care and Billing (CCB) is used to manage customer accounts and collections for Water, Wastewater, and Solid Waste services. Oracle Work Order and Asset Management (WAM) is used in the delivery of Water and Wastewater services for work planning, management, infrastructure preventative maintenance and renewal programs. Both CCB and WAM require ongoing product updates to ensure these systems can support the day-to-day operations within the Water and Waste Department.

This program will maintain the CCB and WAM systems to meet current and future business requirements resulting from functional, technical, and business continuity changes.

The estimated life of this asset is 10 years.

Funding for this program is split between the Waterworks System Fund and the Sewage Disposal Fund.

*N/A - No amounts have been included in the "Previous Budgets" due to this project's on-going nature.

Project Name: **Digital Customer Solutions**

Standing Policy Committee: Water and Waste, Riverbank Management and the Environment

Department: Water and Waste
Project: 2040002122
Service: Wastewater
OurWinnipeg: Leadership and Good Governance

AUTHORIZATION	Previous Budgets	2022 Estimate	FORECAST 2023	2024	2025	2026	2027	Five-Year Forecast Total	Six-Year Total
Project Costs ($000's)	N/A *	350	350	715	715	300	-	2,080	2,430
Financed by:									
Retained Earnings		350	350	715	715	300		2,080	2,430

CASH FLOW	2022	2023	2024	2025	2026	2027	Beyond 2027	Total
Project Costs ($000's)	350	350	715	715	300	-	-	2,430
Financed by:								
Retained Earnings	350	350	715	715	300			2,430

NET OPERATING IMPACT ($000's)	2022	2023	2024	2025	2026	2027
Operating costs						
Debt and finance charges						
Transfer to General Capital Fund						
Total Direct Costs	-	-	-	-	-	-
Less: Incremental Revenue/Recovery						
Net Cost/(Benefit)	-	-	-	-	-	-
Incremental Full Time Equivalent Positions	-	-	-	-	-	-

Class Estimate: Not applicable, as this is a scalable program

This program will sustain, enhance, and mature the Water and Waste Department's existing digital customer platforms (i.e. MyUtility Bill). It will also develop and implement new digital customer channels that will improve operational performance and customer service.

The estimated life of this asset is 10 years.

*N/A - No amounts have been included in the "Previous Budgets" due to this project's on-going nature.

Project Name: **Water and Waste Department Document Management System**

Standing Policy Committee: Water and Waste, Riverbank Management and the Environment

Department: Water and Waste
Project: 2040001822

Service: Wastewater
OurWinnipeg: Leadership and Good Governance

AUTHORIZATION	Previous Budgets	2022 Estimate	FORECAST 2023	2024	2025	2026	2027	Five-Year Forecast Total	Six-Year Total
Project Costs ($000's)	1,600	250	-	-	-	-	-	-	250
Financed by:									
Retained Earnings		250						-	250

CASH FLOW	2022	2023	2024	2025	2026	2027	Beyond 2027	Total
Project Costs ($000's)	250	-	-	-	-	-	-	250
Financed by:								
Retained Earnings	250							250

NET OPERATING IMPACT ($000's)	2022	2023	2024	2025	2026	2027
Operating costs						
Debt and finance charges						
Transfer to General Capital Fund						
Total Direct Costs	-	-	-	-	-	-
Less: Incremental Revenue/Recovery						
Net Cost/(Benefit)	-	-	-	-	-	-
Incremental Full Time Equivalent Positions	-	-	-	-	-	-

Class Estimate: 3

The collaboration and document platform provides the ability to upload, store, and retrieve documents in a concise, practical manner using a standard practice for all divisions within the department. This will increase both internal and external stakeholders' accessibility to departmental documents. A document management system will also automate the review and approval processes within Water and Waste Department resulting in faster turn-around time.

The estimated life of this asset is 10 years.

Project Name: **Water and Waste Department Learning Management System**

Standing Policy Committee: Water and Waste, Riverbank Management and the Environment

Department: Water and Waste
Project: 2040002024

Service: Wastewater
OurWinnipeg: Leadership and Good Governance

AUTHORIZATION	Previous Budgets	2022 Estimate	FORECAST 2023	2024	2025	2026	2027	Five-Year Forecast Total	Six-Year Total
Project Costs ($000's)	-	-	-	565	-	-	-	565	565
Financed by:									
Retained Earnings				565				565	565

CASH FLOW	2022	2023	2024	2025	2026	2027	Beyond 2027	Total
Project Costs ($000's)	-	-	565	-	-	-	-	565
Financed by:								
Retained Earnings			565					565

NET OPERATING IMPACT ($000's)	2022	2023	2024	2025	2026	2027
Operating costs			58	60	62	64
Debt and finance charges						
Transfer to General Capital Fund						
Total Direct Costs	-	-	58	60	62	64
Less: Incremental Revenue/Recovery						
Net Cost/(Benefit)	-	-	58	60	62	64
Incremental Full Time Equivalent Positions	-	-	-	-	-	-

Class Estimate: 3

The Learning Management System will be used to schedule, track, and monitor regulatory required training and certification for Water and Waste Department employees. The tool will also provide online training capabilities for training coordinators and optimize the training delivery process.

Operating costs are for software licensing and vendor support. These amounts have not yet been reviewed by Council and are subject to change during future budget processes.

The estimated life of this asset is 10 years.

Project Name: **Brady Road Resource Management Facility - Cell Construction**

Standing Policy Committee: Water and Waste, Riverbank Management and the Environment

Department: Water and Waste
Project: 2062000422

Service: Solid Waste Collection and Disposal
OurWinnipeg: Environmental Resilience

AUTHORIZATION	Previous Budgets	2022 Estimate	FORECAST 2023	2024	2025	2026	2027	Five-Year Forecast Total	Six-Year Total
Project Costs ($000's)	N/A*	750	1,800	-	500	2,800	1,000	6,100	6,850
Financed by:									
Retained Earnings		750	1,800		500	2,800	1,000	6,100	6,850

CASH FLOW	2022	2023	2024	2025	2026	2027	Beyond 2027	Total
Project Costs ($000's)	750	1,800	-	500	2,800	1,000	-	6,850
Financed by:								
Retained Earnings	750	1,800		500	2,800	1,000		6,850

NET OPERATING IMPACT ($000's)	2022	2023	2024	2025	2026	2027
Operating costs						
Debt and finance charges						
Transfer to General Capital Fund						
Total Direct Costs	-	-	-	-	-	-
Less: Incremental Revenue/Recovery						
Net Cost/(Benefit)	-	-	-	-	-	-
Incremental Full Time Equivalent Positions	-	-	-	-	-	-

Class Estimate: Not applicable, as this is a scalable program

Solid waste must be disposed of in engineered landfill cells under the conditions of the Environment Act Licence No. 3081 R. As the capacity of existing landfill cells is consumed, new cells and their supporting infrastructure must be designed and constructed. The funding identified provides for design, excavation, liners, leachate collection, associated surface and ground water management, access roads, and associated engineering work.

The expected life of this asset is 50 years.

* N/A - No amounts have been included in the "Previous Budgets" due to this project's on-going nature.

Project Name: **Brady Road Resource Management Facility - Alternative Energy Project**

Standing Policy Committee: Water and Waste, Riverbank Management and the Environment

Department: Water and Waste
Project: 2062000922

Service: Solid Waste Collection and Disposal
OurWinnipeg: Environmental Resilience

AUTHORIZATION	Previous Budgets	2022 Estimate	FORECAST 2023	2024	2025	2026	2027	Five-Year Forecast Total	Six-Year Total
Project Costs ($000's)	-	2,500	-	-	-	-	-	-	2,500
Financed by:									
External Debt		2,500						-	2,500

CASH FLOW	2022	2023	2024	2025	2026	2027	Beyond 2027	Total
Project Costs ($000's)	2,500	-	-	-	-	-	-	2,500
Financed by:								
External Debt	2,500							2,500

NET OPERATING IMPACT ($000's)	2022	2023	2024	2025	2026	2027
Operating costs						
Debt and finance charges	91	145	145	145	145	145
Transfer to General Capital Fund						
Total Direct Costs	91	145	145	145	145	145
Less: Incremental Revenue/Recovery						
Net Cost/(Benefit)	91	145	145	145	145	145
Incremental Full Time Equivalent Positions	-	-	-	-	-	-

Class Estimate: 4

Landfill gas from the Brady Road Resource Management Facility is currently captured and flared as required by the Climate Change and Emissions Reductions Act. Landfill gas is comprised of approximately 50% methane and represents a significant potential energy source that could be harnessed. Landfill gas to energy systems, capturing heat and/or power, are common in landfills throughout North America.

Funds provisioned are for engineering and detailed design. Funding opportunities with external third parties are currently being explored for full implementation.

Cost estimate for this project will be revised to class 3 through preliminary engineering prior to construction.

The estimated life of this asset is 40 years.

Project Name: **Closed Landfill Site Improvement**

Standing Policy Committee: Water and Waste, Riverbank Management and the Environment

Department: Water and Waste
Project: 2060000622

Service: Solid Waste Collection and Disposal
OurWinnipeg: Environmental Resilience

AUTHORIZATION	Previous Budgets	2022 Estimate	FORECAST 2023	2024	2025	2026	2027	Five-Year Forecast Total	Six-Year Total
Project Costs ($000's)	N/A*	100	100	-	-	-	-	100	200
Financed by:									
Landfill Rehabilitation Reserve		100	100					100	200

CASH FLOW	2022	2023	2024	2025	2026	2027	Beyond 2027	Total
Project Costs ($000's)	100	100	-	-	-	-	-	200
Financed by:								
Landfill Rehabilitation Reserve	100	100						200

NET OPERATING IMPACT ($000's)	2022	2023	2024	2025	2026	2027
Operating costs						
Debt and finance charges						
Transfer to General Capital Fund						
Total Direct Costs	-	-	-	-	-	-
Less: Incremental Revenue/Recovery						
Net Cost/(Benefit)	-	-	-	-	-	-
Incremental Full Time Equivalent Positions						

Class Estimate: 3

The Closed Landfill Site Improvement program was initiated in 2016 as a response to the Landfill Disposition Study that prioritized projects to improve and upgrade closed landfill components, including the protective cap, leachate and landfill gas collection systems, and monitoring equipment.

The expected life of this asset is 50 years.

* N/A - No amounts have been included in the "Previous Budgets" due to this project's on-going nature.

Project Name: **Soil Fabrication for Landfill Cover**

Standing Policy Committee: Water and Waste, Riverbank Management and the Environment

Department: Water and Waste
Project: 2062001122

Service: Solid Waste Collection and Disposal
OurWinnipeg: Environmental Resilience

AUTHORIZATION	Previous Budgets	2022 Estimate	FORECAST 2023	2024	2025	2026	2027	Five-Year Forecast Total	Six-Year Total
Project Costs ($000's)	N/A*	1,300	1,300	1,350	1,400	1,400	1,500	6,950	8,250
Financed by:									
Landfill Rehabilitation Reserve		1,300	1,300	1,350	1,400	1,400	1,500	6,950	8,250

CASH FLOW	2022	2023	2024	2025	2026	2027	Beyond 2027	Total
Project Costs ($000's)	1,300	1,300	1,350	1,400	1,400	1,500	-	8,250
Financed by:								
Landfill Rehabilitation Reserve	1,300	1,300	1,350	1,400	1,400	1,500		8,250

NET OPERATING IMPACT ($000's)	2022	2023	2024	2025	2026	2027
Operating costs						
Debt and finance charges						
Transfer to General Capital Fund						
Total Direct Costs	-	-	-	-	-	-
Less: Incremental Revenue/Recovery						
Net Cost/(Benefit)	-	-	-	-	-	-
Incremental Full Time Equivalent Positions	-	-	-	-	-	-

Class Estimate: Not applicable, as this is a scalable program

This is a program for all-season fabrication of soil to supplement city topsoil requirements. The soil fabrication process uses city residuals, such as biosolids, street sweepings from winter road operations (sand and grit), and woodchips to fabricate top soil. This is then spread and seeded with native prairie species at city landfills. Operations include ongoing environmental and vegetative monitoring.

* N/A - No amounts have been included in the "Previous Budgets" due to this project's on-going nature.

Project Name: **Brady Road Resource Management Facility - Landfill Gas Capture Expansion**

Standing Policy Committee: Water and Waste, Riverbank Management and the Environment

Department: Water and Waste
Project: 2062000224
Service: Solid Waste Collection and Disposal
OurWinnipeg: Environmental Resilience

AUTHORIZATION	Previous Budgets	2022 Estimate	FORECAST 2023	2024	2025	2026	2027	Five-Year Forecast Total	Six-Year Total
Project Costs ($000's)	N/A*	-	-	1,000	-	-	1,400	2,400	2,400
Financed by:									
Retained Earnings				1,000			1,400	2,400	2,400

CASH FLOW	2022	2023	2024	2025	2026	2027	Beyond 2027	Total
Project Costs ($000's)	-	-	1,000	-	-	1,400	-	2,400
Financed by:								
Retained Earnings			1,000			1,400		2,400

NET OPERATING IMPACT ($000's)	2022	2023	2024	2025	2026	2027
Operating costs						
Debt and finance charges						
Transfer to General Capital Fund						
Total Direct Costs	-	-	-	-	-	-
Less: Incremental Revenue/Recovery						
Net Cost/(Benefit)	-	-	-	-	-	-
Incremental Full Time Equivalent Positions	-	-	-	-	-	-

Class Estimate: See table below

	2022	2023	2024	2025	2026	2027
Class Estimate			**4**			**4**
Authorization ($000's)						
Preliminary Design			10			25
Detailed Design & Construction			990			1,375

There is an obligation under the Province of Manitoba Environment Act Licence No. 3081 R for the Brady Road Resource Management Facility (BRRMF) to control odours leaving the landfill site. If the gas is not collected, objectionable odours will be experienced by the nearby neighbourhoods from the active filling area. Additionally, flammable gases will be released uncontrolled from the decomposing waste which may pose public health and safety risks. The Climate Change and Emissions Reductions Act requires the City to collect and destroy methane gas generated by the BRRMF, consistent with Provincial directives on greenhouse gas reduction and odour control.

The estimated life of this asset is 50 years.

* N/A - No amounts have been included in the "Previous Budgets" due to this project's on-going nature.

Project Name: **Brady Road Resource Management Facility - Drainage and Roadways**

Standing Policy Committee: Water and Waste, Riverbank Management and the Environment

Department: Water and Waste
Project: 2062000622

Service: Solid Waste Collection and Disposal
OurWinnipeg: Environmental Resilience

AUTHORIZATION	Previous Budgets	2022 Estimate	FORECAST 2023	2024	2025	2026	2027	Five-Year Forecast Total	Six-Year Total
Project Costs ($000's)	N/A*	770	-	-	-	-	610	610	1,380
Financed by:									
Retained Earnings		770					610	610	1,380

CASH FLOW	2022	2023	2024	2025	2026	2027	Beyond 2027	Total
Project Costs ($000's)	770	-	-	-	-	610	-	1,380
Financed by:								
Retained Earnings	770					610		1,380

NET OPERATING IMPACT ($000's)	2022	2023	2024	2025	2026	2027
Operating costs			(19)	(19)	(19)	(20)
Debt and finance charges						
Transfer to General Capital Fund						
Total Direct Costs	-	-	(19)	(19)	(19)	(20)
Less: Incremental Revenue/Recovery						
Net Cost/(Benefit)	-	-	(19)	(19)	(19)	(20)
Incremental Full Time Equivalent Positions	-	-	-	-	-	-

Class Estimate: See table below

	2022	2023	2024	2025	2026	2027
Class Estimate	**4**					**5**
Authorization ($000's)						
Detailed Design & Construction	770					610

This work is a requirement of the Province of Manitoba Environment Act Licence No. 3081 R.

Licensing requirements identify the need for mud and dust control as part of the standard operating procedures for landfill operations. With the increased traffic expected due to the use of a new area of the landfill, current maintenance methods would not be adequate to maintain compliance.

Improvements to internal roadways will be made to primary roadways within the Brady Road Resource Management Facility. These improvements will ensure ongoing compliance and enhance and facilitate response time, in case of emergency. Funds provisioned are for both existing and future roadways at the landfill.

Operating savings are from reductions in yearly maintenance and dust control, and crack sealing costs. These amounts have not yet been reviewed by Council and are subject to change during future budget processes.

Cost estimate for this project will be revised to class 3 through preliminary engineering prior to construction.

The expected life of this asset is 50 years.

* N/A - No amounts have been included in the "Previous Budgets" due to this project's on-going nature.

Project Name: **Comprehensive Integrated Waste Management Strategy (CIWMS) - Review**

Standing Policy Committee: Water and Waste, Riverbank Management and the Environment

Department: Water and Waste
Project: 2060000723

Service: Recycling and Waste Diversion
OurWinnipeg: Leadership and Good Governance

AUTHORIZATION	Previous Budgets	2022 Estimate	FORECAST 2023	2024	2025	2026	2027	Five-Year Forecast Total	Six-Year Total
Project Costs ($000's)	-	-	450	-	-	-	-	450	450
Financed by:									
Waste Diversion Reserve			450					450	450

CASH FLOW	2022	2023	2024	2025	2026	2027	Beyond 2027	Total
Project Costs ($000's)	-	450	-	-	-	-	-	450
Financed by:								
Waste Diversion Reserve		450						450

NET OPERATING IMPACT ($000's)	2022	2023	2024	2025	2026	2027
Operating costs						
Debt and finance charges						
Transfer to General Capital Fund						
Total Direct Costs	-	-	-	-	-	-
Less: Incremental Revenue/Recovery						
Net Cost/(Benefit)	-	-	-	-	-	-
Incremental Full Time Equivalent Positions	-	-	-	-	-	-

Class Estimate: 4

On October 19, 2011, Council adopted the Comprehensive Integrated Waste Management Strategy for implementation starting in 2012. The strategy includes a recommendation for Solid Waste Services to undertake a review, analysis and development of a roadmap of the City's solid waste systems every five years. The next review will take place in 2023.

Project Name: **Collections Management System**

Standing Policy Committee: Water and Waste, Riverbank Management and the Environment

Department: Water and Waste
Project: 2064000322

Service: Solid Waste Collection and Disposal
OurWinnipeg: Leadership and Good Governance

AUTHORIZATION	Previous Budgets	2022 Estimate	FORECAST 2023	2024	2025	2026	2027	Five-Year Forecast Total	Six-Year Total
Project Costs ($000's)	200	750	200	-	-	-	-	200	950
Financed by:									
Waste Diversion Reserve		250	200					200	450
Transfer from Prior Year Authorization		500						-	500

CASH FLOW	2022	2023	2024	2025	2026	2027	Beyond 2027	Total
Project Costs ($000's)	750	200	-	-	-	-	-	950
Financed by:								
Waste Diversion Reserve	250	200						450
Transfer from Prior Year Authorization	500							500

NET OPERATING IMPACT ($000's)	2022	2023	2024	2025	2026	2027
Operating costs						
Debt and finance charges						
Transfer to General Capital Fund						
Total Direct Costs	-	-	-	-	-	-
Less: Incremental Revenue/Recovery						
Net Cost/(Benefit)	-	-	-	-	-	-
Incremental Full Time Equivalent Positions	-	-	-	-	-	-

Class Estimate: 3

The scope of this project will address Solid Waste business needs through the design, development and implementation of technology solutions through the introduction of new systems and/or enhancement of existing Collections Management systems. Examples include integrating City systems with contractor systems, and developing tools to generate compliance, operational and financial reports and dashboards.

Funding in 2022 includes $500,000 rebudgeted from capital budget authorized in 2018.

The expected life of this asset is 10 years.

Project Name: **Flood Pumping Station Rehabilitation**

Standing Policy Committee: Water and Waste, Riverbank Management and the Environment

Department: Water and Waste
Project: 2076500122

Service: Land Drainage and Flood Control
OurWinnipeg: Environmental Resilience

AUTHORIZATION	Previous Budgets	2022 Estimate	FORECAST 2023	2024	2025	2026	2027	Five-Year Forecast Total	Six-Year Total
Project Costs ($000's)	N/A*	1,000	1,000	1,000	1,000	1,000	1,000	5,000	6,000
Financed by:									
Transfer from Sewage Disposal System Fund		1,000	1,000	1,000	1,000	1,000	1,000	5,000	6,000

CASH FLOW	2022	2023	2024	2025	2026	2027	Beyond 2027	Total
Project Costs ($000's)	1,000	1,000	1,000	1,000	1,000	1,000	-	6,000
Financed by:								
Transfer from Sewage Disposal System Fund	1,000	1,000	1,000	1,000	1,000	1,000		6,000

NET OPERATING IMPACT ($000's)	2022	2023	2024	2025	2026	2027
Operating costs						
Debt and finance charges						
Transfer to General Capital Fund						
Total Direct Costs	-	-	-	-	-	-
Less: Incremental Revenue/Recovery						
Net Cost/(Benefit)	-	-	-	-	-	-
Incremental Full Time Equivalent Positions	-	-	-	-	-	-

Class Estimate: Not applicable, as this is a scalable program

A 2007 report on the adequacy and operation of the City's regional flood pumping stations identified station upgrades required in the near and long term. These upgrades improve overall station reliability during high river levels and rainfall events and may include changes to ventilation, electrical, mechanical, structural, or architectural components of the stations and associated structures, chambers, weirs, outfall pipes, and gates. A program to address high priority reliability items has been developed for implementation. All stations will be upgraded for remote monitoring which is critical during flood and rainfall events.

The expected life of this asset is 50 years.

* N/A - No amounts have been included in the "Previous Budgets" due to this project's on-going nature.

Project Name: **Land Drainage Sewers - Regional / Local Streets**

Standing Policy Committee: Water and Waste, Riverbank Management and the Environment

Department: Water and Waste
Project: 2082000224
Service: Land Drainage and Flood Control
OurWinnipeg: Environmental Resilience

AUTHORIZATION	Previous Budgets	2022 Estimate	FORECAST 2023	2024	2025	2026	2027	Five-Year Forecast Total	Six-Year Total
Project Costs ($000's)	N/A *	-	-	100	100	100	100	400	400
Financed by:									
Transfer from Sewage Disposal System Fund				100	100	100	100	400	400

CASH FLOW	2022	2023	2024	2025	2026	2027	Beyond 2027	Total
Project Costs ($000's)	-	-	100	100	100	100	-	400
Financed by:								
Transfer from Sewage Disposal System Fund			100	100	100	100		400

NET OPERATING IMPACT ($000's)	2022	2023	2024	2025	2026	2027
Operating costs						
Debt and finance charges						
Transfer to General Capital Fund						
Total Direct Costs	-	-	-	-	-	-
Less: Incremental Revenue/Recovery						
Net Cost/(Benefit)	-	-	-	-	-	-
Incremental Full Time Equivalent Positions	-	-	-	-	-	-

Class Estimate: Not applicable, as this is a scalable program

Land drainage sewers and catch basins required for Local Improvement projects and other miscellaneous drainage improvements.

* N/A - No amounts have been included in the "Previous Budgets" due to this project's on-going nature.

Project Name: **Stormwater Retention Basin Upgrades**

Standing Policy Committee: Water and Waste, Riverbank Management and the Environment

Department: Water and Waste
Project: 2075000122
Service: Land Drainage and Flood Control
OurWinnipeg: Environmental Resilience

AUTHORIZATION	Previous Budgets	2022 Estimate	FORECAST 2023	2024	2025	2026	2027	Five-Year Forecast Total	Six-Year Total
Project Costs ($000's)	N/A*	300	-	485	-	-	600	1,085	1,385
Financed by:									
Transfer from Sewage Disposal System Fund		300		485			600	1,085	1,385

CASH FLOW	2022	2023	2024	2025	2026	2027	Beyond 2027	Total
Project Costs ($000's)	300	-	485	-	-	600	-	1,385
Financed by:								
Transfer from Sewage Disposal System Fund	300		485			600		1,385

NET OPERATING IMPACT ($000's)	2022	2023	2024	2025	2026	2027
Operating costs						
Debt and finance charges						
Transfer to General Capital Fund						
Total Direct Costs	-	-	-	-	-	-
Less: Incremental Revenue/Recovery						
Net Cost/(Benefit)	-	-	-	-	-	-
Incremental Full Time Equivalent Positions	-	-	-	-	-	-

Class Estimate: 5

There are over 100 stormwater retention basins (SRBs) that the City maintains as part of the land drainage system. This program is utilized to replace aging and deteriorated infrastructure along the public shorelines and infrastructure associated with the SRBs of the City's lake system. Funding will also be utilized for the development of design standards for Naturalized SRBs.

Class estimates for individual projects within this program will be revised to class 3 through preliminary engineering prior to construction.

The estimated life the assets range from 15 to 50 years, depending on asset type, condition, and rehabilitation method used.

* N/A - No amounts have been included in the "Previous Budgets" due to this project's on-going nature.

Project Name: **Outfall Rehabilitation**

Standing Policy Committee: Water and Waste, Riverbank Management and the Environment

Department: Water and Waste
Project: 2078000122
Service: Land Drainage and Flood Control
OurWinnipeg: Environmental Resilience

AUTHORIZATION	Previous Budgets	2022 Estimate	FORECAST 2023	2024	2025	2026	2027	Five-Year Forecast Total	Six-Year Total
Project Costs ($000's)	N/A*	3,550	2,500	2,000	2,000	2,000	3,200	11,700	15,250
Financed by:									
Transfer from Sewage Disposal System Fund		3,550	2,500	2,000	2,000	2,000	3,200	11,700	15,250

CASH FLOW	2022	2023	2024	2025	2026	2027	Beyond 2027	Total
Project Costs ($000's)	3,550	2,500	2,000	2,000	2,000	3,200	-	15,250
Financed by:								
Transfer from Sewage Disposal System Fund	3,550	2,500	2,000	2,000	2,000	3,200		15,250

NET OPERATING IMPACT ($000's)	2022	2023	2024	2025	2026	2027
Operating costs						
Debt and finance charges						
Transfer to General Capital Fund						
Total Direct Costs	-	-	-	-	-	-
Less: Incremental Revenue/Recovery						
Net Cost/(Benefit)	-	-	-	-	-	-
Incremental Full Time Equivalent Positions	-	-	-	-	-	-

Class Estimate: Not applicable, as this is a scalable program

An Outfall Condition Assessment was completed in 2019. This assessment prioritizes Winnipeg's outfall sites that require renewal/ rehabilitation, identifies potential renewal/rehabilitation techniques for each outfall, and provides high level cost estimates for this work. The City will program and undertake risk-based work on a yearly basis to maximize use of funding for the rehabilitation of sewer outfalls, repairs to piping and related appurtenances, and to improve riverbank stability issues. Funds are also included for condition assessments and re-inspections, as required.

The expected life of this asset is 50 years.

* N/A - No amounts have been included in the "Previous Budgets" due to this project's on-going nature.

Project Name: **Land Drainage and Combined Sewers Outfall Gate Structures**

Standing Policy Committee: Water and Waste, Riverbank Management and the Environment

Department: Water and Waste
Project: 2078500222
Service: Land Drainage and Flood Control
OurWinnipeg: Environmental Resilience

AUTHORIZATION	Previous Budgets	2022 Estimate	FORECAST 2023	2024	2025	2026	2027	Five-Year Forecast Total	Six-Year Total
Project Costs ($000's)	N/A*	2,800	-	1,900	-	-	-	1,900	4,700
Financed by:									
Transfer from Sewage Disposal System Fund		2,800		1,900				1,900	4,700

CASH FLOW	2022	2023	2024	2025	2026	2027	Beyond 2027	Total
Project Costs ($000's)	2,800	-	1,900	-	-	-	-	4,700
Financed by:								
Transfer from Sewage Disposal System Fund	2,800		1,900					4,700

NET OPERATING IMPACT ($000's)	2022	2023	2024	2025	2026	2027
Operating costs						
Debt and finance charges						
Transfer to General Capital Fund						
Total Direct Costs	-	-	-	-	-	-
Less: Incremental Revenue/Recovery						
Net Cost/(Benefit)	-	-	-	-	-	-
Incremental Full Time Equivalent Positions	-	-	-	-	-	-

Class Estimate: 5

All land drainage gate chambers have been upgraded to a protection level of 24.5 ft James Avenue. The current focus of this program is to upgrade existing gate chambers to meet minimum levels of service and install new gate chambers for flood control on both combined and separated sewer districts during high river level conditions. Under high river level (flood) conditions, the river water backs up into the land drainage and combined sewer systems. An engineering study has been undertaken to develop conceptual designs and cost estimates for adding flap gates and permanent pumping as required for some of the identified sites, and will be undertaken for remaining sites in future years.

Funds are also provisioned for the rehabilitation of sewer flap gates and associated structures to ensure that all systems are adequately protected from river water intrusion.

Class estimates for individual projects within this program will be revised to class 3 through preliminary engineering prior to construction.

The expected life of this asset is 50 years.

* N/A - No amounts have been included in the "Previous Budgets" due to this project's on-going nature.

Project Name: **Floodplain Management**

Standing Policy Committee: Water and Waste, Riverbank Management and the Environment

Department: Water and Waste
Project: 2070000422

Service: Land Drainage and Flood Control
OurWinnipeg: Environmental Resilience

AUTHORIZATION	Previous Budgets	2022 Estimate	FORECAST 2023	2024	2025	2026	2027	Five-Year Forecast Total	Six-Year Total
Project Costs ($000's)	N/A*	550	-	-	-	-	-	-	550
Financed by:									
Transfer from Sewage Disposal System Fund		550						-	550

CASH FLOW	2022	2023	2024	2025	2026	2027	Beyond 2027	Total
Project Costs ($000's)	550	-	-	-	-	-	-	550
Financed by:								
Transfer from Sewage Disposal System Fund	550							550

NET OPERATING IMPACT ($000's)	2022	2023	2024	2025	2026	2027
Operating costs						
Debt and finance charges						
Transfer to General Capital Fund						
Total Direct Costs	-	-	-	-	-	-
Less: Incremental Revenue/Recovery						
Net Cost/(Benefit)	-	-	-	-	-	-
Incremental Full Time Equivalent Positions	-	-	-	-	-	-

Class Estimate: 2

This project will investigate and implement programs, policies and legislation to:

1) Protect and ensure permanency of current and future secondary dike installation;

2) Prevent construction of new structures interfering with secondary dikes and within unprotected areas subjected to frequent high river levels;

3) Purchase, remove and relocate existing structures from the floodplain; and

4) Investigate a process and develop guidelines to control or prevent improvements/re-developments at unprotected private properties with potential acquisition of such high risk properties starting in 2007.

In April 2007, Council approved a program to raise the level of flood protection for low-lying properties below 20 ft James Avenue where it could be demonstrated the cost of providing sandbags exceeded the cost of a permanent flood works. In this program, the level of flood protection would be raised to 22.5 ft. James Avenue and thereby avoid the need to sandbag for most floods. To date 30 properties have been protected under this program and a few of the properties have had their flood protection systems raised up to the City's designated Flood Protection Level (FPL).

The program is now focusing on properties impacted in the south end of the City due to river ice conditions. It is expected that the program will be completed in the next 2 to 3 years.

* N/A - No amounts have been included in the "Previous Budgets" due to this project's on-going nature.

Project Name: **Development Agreement Paybacks**

Standing Policy Committee: Water and Waste, Riverbank Management and the Environment

Department: Water and Waste
Project: 2077000122

Service: Land Drainage and Flood Control
OurWinnipeg: City Building

AUTHORIZATION	Previous Budgets	2022 Estimate	FORECAST 2023	2024	2025	2026	2027	Five-Year Forecast Total	Six-Year Total
Project Costs ($000's)	N/A*	600	-	-	1,200	-	1,000	2,200	2,800
Financed by:									
Developer Capacity Charges					1,200		1,000	2,200	2,200
Transfer from Sewage Disposal System Fund		600						-	600

CASH FLOW	2022	2023	2024	2025	2026	2027	Beyond 2027	Total
Project Costs ($000's)	-	-	-	1,200	-	1,000	-	2,800
Financed by:								
Developer Capacity Charges				1,200		1,000		2,200
Transfer from Sewage Disposal System Fund	600							600

NET OPERATING IMPACT ($000's)	2022	2023	2024	2025	2026	2027
Operating costs						
Debt and finance charges						
Transfer to General Capital Fund						
Total Direct Costs	-	-	-	-	-	-
Less: Incremental Revenue/Recovery						
Net Cost/(Benefit)	-	-	-	-	-	-
Incremental Full Time Equivalent Positions	-	-	-	-	-	-

Class Estimate: Not applicable, as this is a scalable program

The provision for development agreement payback is an allowance for the City to repay developers who bridge finance the installation of oversized underground infrastructure at the request of the City at a time when City capital funding is not provided. The policy framework for bridge financing the oversized services was defined in the Development Agreement Parameters, adopted by Council on July 17, 2002.

Development agreement paybacks will be funded by two sources:

1) Developer Capacity Charges: used to fund paybacks related to oversized regional land drainage services. Paybacks will be managed based on available funds in the Developer Capacity Charges account.

2) Transfer from Sewage Disposal System Fund: generally used to fund local underground services oversizing.

The expected life of the installed assets are over 50 years.

* N/A - No amounts have been included in the "Previous Budgets" due to this project's on-going nature.

WINNIPEG FLEET MANAGEMENT AGENCY - FLEET MANAGEMENT AGENCY FUND

Project Name: **Shop Tools & Equipment Upgrades**

Standing Policy Committee: Innovation and Economic Development

Department: Fleet Management Agency

Service: Fleet Management Agency (SOA)

Project: 8310000122

OurWinnipeg: Leadership and Good Governance

AUTHORIZATION	Previous Budgets	2022 Estimate	FORECAST 2023	2024	2025	2026	2027	Five-Year Forecast Total	Six-Year Total
Project Costs ($000's)	N/A *	250	300	320	310	255	255	1,440	1,690
Financed by:									
Accumulated Surplus (Retained Earnings)		250	300	320	310	255	255	1,440	1,690

CASH FLOW	2022	2023	2024	2025	2026	2027	Beyond 2027	Total
Project Costs ($000's)	250	300	320	310	255	255	-	1,690
Financed by:								
Accumulated Surplus (Retained Earnings)	250	300	320	310	255	255		1,690

NET OPERATING IMPACT ($000's)	2022	2023	2024	2025	2026	2027
Operating costs						
Debt and finance charges						
Transfer to General Capital Fund						
Total Direct Costs	-	-	-	-	-	-
Less: Incremental Revenue/Recovery						
Net Cost/(Benefit)	-	-	-	-	-	-
Incremental Full Time Equivalent Positions	-	-	-	-	-	-

Class Estimate: Not applicable, as this is a scalable program

This program is for the purchase of various shop equipment. This includes safety upgrades, overhead cranes, hoists, oil system upgrades, rolling jacks, diagnostic equipment, hydraulic hose machines and various welding machines.

* N/A - No amounts have been included in the "Previous Budgets" due to this project's on-going nature.

Project Name: **Power Tools**

Standing Policy Committee: Innovation and Economic Development

Department: Fleet Management Agency (SOA)

Service: Fleet Management Agency (SOA)

Project: 8310000222

OurWinnipeg: Leadership and Good Governance

AUTHORIZATION	Previous Budgets	2022 Estimate	FORECAST 2023	2024	2025	2026	2027	Five-Year Forecast Total	Six-Year Total
Project Costs ($000's)	N/A *	125	125	125	125	125	125	625	750
Financed by:									
Accumulated Surplus (Retained Earnings)		125	125	125	125	125	125	625	750

CASH FLOW	2022	2023	2024	2025	2026	2027	Beyond 2027	Total
Project Costs ($000's)	125	125	125	125	125	125	-	750
Financed by:								
Accumulated Surplus (Retained Earnings)	125	125	125	125	125	125		750

NET OPERATING IMPACT ($000's)	2022	2023	2024	2025	2026	2027
Operating costs						
Debt and finance charges						
Transfer to General Capital Fund						
Total Direct Costs	-	-	-	-	-	-
Less: Incremental Revenue/Recovery						
Net Cost/(Benefit)	-	-	-	-	-	-
Incremental Full Time Equivalent Positions	-	-	-	-	-	-

Class Estimate: Not applicable, as this is a scalable program

This program is for the purchase of Power Tools required to support services provided by Public Works and other City departments.

* N/A - No amounts have been included in the "Previous Budgets" due to this project's on-going nature.

Project Name: **Building Renovations**

Standing Policy Committee: Innovation and Economic Development

Department: Fleet Management Agency (SOA)

Service: Fleet Management Agency (SOA)

Project: 8310000422

OurWinnipeg: City Building

AUTHORIZATION	Previous Budgets	2022 Estimate	FORECAST 2023	2024	2025	2026	2027	Five-Year Forecast Total	Six-Year Total
Project Costs ($000's)	N/A *	748	457	761	342	197	197	1,954	2,702
Financed by:									
Accumulated Surplus (Retained Earnings)		748	457	761	342	197	197	1,954	2,702

CASH FLOW	2022	2023	2024	2025	2026	2027	Beyond 2027	Total
Project Costs ($000's)	748	457	761	342	197	197	-	2,702
Financed by:								
Accumulated Surplus (Retained Earnings)	748	457	761	342	197	197		2,702

NET OPERATING IMPACT ($000's)	2022	2023	2024	2025	2026	2027
Operating costs						
Debt and finance charges						
Transfer to General Capital Fund						
Total Direct Costs	-	-	-	-	-	-
Less: Incremental Revenue/Recovery						
Net Cost/(Benefit)	-	-	-	-	-	-
Incremental Full Time Equivalent Positions	-	-	-	-	-	-

Class Estimate: Not applicable, as this is a scalable program

This program is for refurbishment and/or improvements to various Winnipeg Fleet Management Agency (WFMA) owned facilities and includes interior, accessibility, heating, ventilation, air conditioning, electrical, plumbing, parking lot, building envelope and structural improvements.

* N/A - No amounts have been included in the "Previous Budgets" due to this project's on-going nature.

Project Name: **Fleet Asset Acquisitions**

Standing Policy Committee: Innovation and Economic Development

Department: Fleet Management Agency (SOA)

Service: Fleet Management Agency (SOA)

Project: 8330000122

OurWinnipeg: Leadership and Good Governance

AUTHORIZATION	Previous Budgets	2022 Estimate	FORECAST 2023	2024	2025	2026	2027	Five-Year Forecast Total	Six-Year Total
Project Costs ($000's)	N/A *	15,670	15,670	15,670	15,670	15,670	15,670	78,350	94,020
Financed by:									
External Debt		15,670	15,670	15,670	15,670	15,670	15,670	78,350	94,020

CASH FLOW	2022	2023	2024	2025	2026	2027	Beyond 2027	Total
Project Costs ($000's)	15,670	15,670	15,670	15,670	15,670	15,670	-	94,020
Financed by:								
External Debt	15,670	15,670	15,670	15,670	15,670	15,670		94,020

NET OPERATING IMPACT ($000's)	2022	2023	2024	2025	2026	2027
Operating costs						
Debt and finance charges	202	611	1,041	1,456	1,818	2,118
Transfer to General Capital Fund						
Total Direct Costs	202	611	1,041	1,456	1,818	2,118
Less: Incremental Revenue/Recovery						
Net Cost/(Benefit)	202	611	1,041	1,456	1,818	2,118
Incremental Full Time Equivalent Positions	-	-	-	-	-	-

Class Estimate: Not applicable, as this is a scalable program

This program funds fleet asset acquisitions which are based on the Winnipeg Fleet Management Agency (WFMA) 2022 to 2025 fleet replacement plan, and are subject to future revision due to WFMA and City department decisions and vendor availability. Fleet acquisitions in 2022 are estimated by fleet category as follows (in thousands of dollars):

- Construction Equipment $3,453
- Light Duty Fleet $3,515
- Specialty Equipment $6,163
- Heavy Duty Fleet $2,539

* N/A - No amounts have been included in the "Previous Budgets" due to this project's on-going nature.

Project Name: **Fuel Site Upgrades and Improvements**

Standing Policy Committee: Innovation and Economic Development

Department: Fleet Management Agency (SOA)
Service: Fleet Management Agency (SOA)
Project: 8310000326
OurWinnipeg: Environmental Resilience

AUTHORIZATION	Previous Budgets	2022 Estimate	FORECAST 2023	2024	2025	2026	2027	Five-Year Forecast Total	Six-Year Total
Project Costs ($000's)	N/A *	-	-	-	-	200	200	400	400
Financed by:									
Accumulated Surplus (Retained Earnings)						200	200	400	400

CASH FLOW	2022	2023	2024	2025	2026	2027	Beyond 2027	Total
Project Costs ($000's)	-	-	-	-	200	200	-	400
Financed by:								
Accumulated Surplus (Retained Earnings)					200	200		400

NET OPERATING IMPACT ($000's)	2022	2023	2024	2025	2026	2027
Operating costs						
Debt and finance charges						
Transfer to General Capital Fund						
Total Direct Costs	-	-	-	-	-	-
Less: Incremental Revenue/Recovery						
Net Cost/(Benefit)	-	-	-	-	-	-
Incremental Full Time Equivalent Positions	-	-	-	-	-	-

Class Estimate: Not applicable, as this is a scalable program

The Winnipeg Fleet Management Agency (WFMA) offers three types of fuel at below market prices - unleaded gasoline, clear diesel and marked diesel available at five fully automated 24/7 locations strategically located throughout the city. Fuel is managed using a charge-back system based on fuel consumption for each individual fleet vehicle. This program funds capital improvement expenditures to infrastructure at WFMA fuel sites.

* N/A - No amounts have been included in the "Previous Budgets" due to this project's on-going nature.

Return to Table of Contents

Project Name: **Automated License Plate Recognition (ALPR) Program**

Standing Policy Committee: Innovation and Economic Development

Department: Winnipeg Parking Authority

Service: Parking Authority (SOA)

Project: 8400000122

OurWinnipeg: Leadership and Good Governance

AUTHORIZATION	Previous Budgets	2022 Estimate	FORECAST 2023	2024	2025	2026	2027	Five-Year Forecast Total	Six-Year Total
Project Costs ($000's)	N/A *	153	182	162	244	172	203	963	1,116
Financed by:									
Accumulated Surplus (Retained Earnings)		153	182	162	244	172	203	963	1,116

CASH FLOW	2022	2023	2024	2025	2026	2027	Beyond 2027	Total
Project Costs ($000's)	153	182	162	244	172	203	-	1,116
Financed by:								
Accumulated Surplus (Retained Earnings)	153	182	162	244	172	203		1,116

NET OPERATING IMPACT ($000's)	2022	2023	2024	2025	2026	2027
Operating costs						
Debt and finance charges						
Transfer to General Capital Fund						
Total Direct Costs	-	-	-	-	-	-
Less: Incremental Revenue/Recovery						
Net Cost/(Benefit)	-	-	-	-	-	-
Incremental Full Time Equivalent Positions	-	-	-	-	-	-

Class Estimate: 2

This program supports the delivery of on-street and off-street enforcement of parking related by-laws, as well as enforcement related to the Vehicles For Hire by-law, by investing in technologies that allow for effective enforcement practices and increased compliance with by-laws. Capital funding is used to both replace automated license plate recognition (ALPR) units and purchase new inventory and necessary information technology infrastructure, such as laptops.

Planned investments for 2022 include:

Replace/Evergreen two ALPR units

* N/A - No amounts have been included in the "Previous Budgets" due to this project's on-going nature.

Return to Table of Contents

Listing of Grants/Payments

Organization	Department	2020 Adopted Budget[5]	2021 Adopted Budget[5]	2022 Preliminary Budget	2023 Projection
ANNUAL GRANTS - OPERATING BUDGET					
Age and Opportunity Centre - Older victims services	Police Service	18,225	18,225	18,225	18,225
Age and Opportunity Centre Support Services for Older Adults Inc.	Community Services	72,090	72,090	72,090	72,090
Andrews Street Family Centre[7]	Community Services	45,700	45,700	45,700	45,700
Art City[7]	City Clerks	90,000	90,000	90,000	90,000
Art City	Community Services	42,750	42,750	42,750	42,750
Big Brothers Big Sisters of Winnipeg, Inc.	Community Services	10,800	10,800	10,800	10,800
Block Parents	Police Service	15,808	15,808	15,808	15,808
Boys and Girls Club of Winnipeg Inc.	Community Services	118,148	118,148	118,148	118,148
Boys and Girls Club of Winnipeg Inc. - Clean Machine Programs	Public Works	63,000	63,000	63,000	63,000
Broadway Neighbourhood Centre Inc.[7]	Community Services	120,500	120,500	120,500	120,500
Broadway Neighbourhood Centre - Just TV	Community Services	135,000	135,000	135,000	135,000
Charleswood Social Club	Community Services	1,440	1,440	1,440	1,440
Coalition to Save the Elms, Manitoba Inc.	Public Works	20,000	20,000	20,000	20,000
Downtown Community Safety Partnership - Community Outreach, Advocacy and Resource (COAR) (Formerly delivered by: Downtown Winnipeg Biz - Community Homeless Assistance Team (CHAT))	City Clerks	135,000	135,000	135,000	135,000
Downtown Winnipeg Biz - Biz zone cleanliness[1]	Public Works	117,000	117,000	117,000	117,000
Downtown Winnipeg Biz - Parking infrastructure maintenance[1]	Parking Authority	115,000	57,500	57,500	57,500
Downtown Winnipeg Biz - Transit shelter cleanliness[1]	Transit	100,000	100,000	100,000	100,000
Economic Development Winnipeg - YES! Winnipeg	City Clerks	121,500	121,500	121,500	121,500
Edge Gallery and Urban Art Centre[7]	City Clerks	9,000	9,000	9,000	9,000
End Homelessness Winnipeg Inc.	Community Services	150,000	150,000	150,000	150,000
Exchange District Biz - Biz zone cleanliness[1]	Public Works	8,000	8,000	8,000	8,000

Listing of Grants/Payments

Organization	Department	2020 Adopted Budget[5]	2021 Adopted Budget[5]	2022 Preliminary Budget	2023 Projection
ANNUAL GRANTS - OPERATING BUDGET					
Exchange District Biz - Historic Exchange Walking Tour[7]	Community Services	2,835	2,835	2,835	2,835
Exchange District Biz - Parking infrastructure maintenance[1]	Parking Authority	60,000	30,000	30,000	30,000
Exchange District Biz - Transit shelter cleanliness[1]	Transit	5,000	5,000	5,000	5,000
Festival du Voyageur - River trail program	Planning, Property and Development	36,000	36,000	36,000	36,000
The Forks Renewal Corporation[1]	Public Works	1,200	1,200	1,200	1,200
The Fort Whyte Foundation Inc.	Waterworks	54,000	54,000	54,000	54,000
Garden City Community Centre	Customer Service & Communications			3,000	3,000
General Council of Winnipeg Community Centres (GCWCC) - Athletic Field Maintenance	Public Works	30,000	30,000	30,000	30,000
GCWCC -Graffiti Control[1]	Public Works	20,000	20,000	20,000	20,000
Graffiti Art Programming Inc.	Community Services	54,000	54,000	54,000	54,000
Grant's Old Mill Museum[7]	Museums	17,240	17,240	17,240	17,240
Green Action Centre	Solid Waste Disposal	31,500	31,500	31,500	31,500
Heritage Winnipeg Corporation	Planning, Property and Development	31,275	31,275	31,275	31,275
The Historical Museum Association of St. James-Assiniboia Inc.[7]	Museums	83,391	83,391	83,391	83,391
Immigrant and Refugee Community Organization of Manitoba (IRCOM)	Community Services	66,429	66,429	66,429	66,429
Immigrant Centre Manitoba Inc. - 24 Hour Language Bank Interpreter Services	Community Services	24,300	24,300	24,300	24,300
Indigenous Youth Strategy (see details at the end of this listing)	Chief Administrative Office	1,125,000	1,125,000	1,375,000	1,375,000
Ka Ni Kanichihk Inc. - 24/7 Safe Space Program	Community Services	150,000	150,000	150,000	150,000
Ma Mawi Wi Chi Itata Centre - Positive Athletic Cultural Experiences (PACE) for Youth[7]	Community Services	54,000	54,000	54,000	54,000
Main Street Project Inc.	Community Services	86,400	86,400	86,400	86,400

Listing of Grants/Payments

Organization	Department	2020 Adopted Budget[5]	2021 Adopted Budget[5]	2022 Preliminary Budget	2023 Projection
ANNUAL GRANTS - OPERATING BUDGET					
Main Street Project Inc. - 24-Hour Mobile Outreach Services	Community Services			100,000	
Manitoba Theatre for Young People[7]	City Clerks	27,000	27,000	27,000	27,000
Mediation Services	Community Services	9,000	9,000	9,000	9,000
Mother Earth Recycling Inc.[1]	Solid Waste Disposal	120,000	120,000	120,000	120,000
New Directions Adult Day Services[1]	Solid Waste Disposal	40,500	40,500	40,500	40,500
North End Community Renewal Corporation	Community Services	48,600	48,600	48,600	48,600
Norwood Lawn Bowling	Public Works	16,851	16,851	16,851	16,851
Pan Am Boxing Club Inc.	Community Services	22,590	22,590	22,590	22,590
Red Road Lodge[7]	Community Services	7,560	7,560	7,560	7,560
River East Neighborhood Network - Trails Committee	Public Works	9,000	9,000	9,000	9,000
Ross House Museum *(Seven Oaks House Museum)*[7]	Museums	31,077	31,077	31,077	31,077
Rossbrook House	Community Services	230,705	230,705	230,705	230,705
Save Our Seine River Environment Inc.	Waterworks	27,000	27,000	27,000	27,000
Seven Oaks House Museum[7]	Museums	28,226	28,226	28,226	28,226
Southdale Community Centre	Customer Service & Communications			4,200	4,200
Spence Neighbourhood Association Inc. - Community Liaison[7]	Community Services	21,150	21,150	21,150	21,150
Spence Neighbourhood Association Inc. - Recreation Programming	Community Services	60,000	60,000	60,000	60,000
Spence Neighbourhood Association	Public Works	2,000	2,000	2,000	2,000
Spence Neighbourhood Association Inc. - 24/7 Safe Space Program	Community Services	100,000	100,000	100,000	100,000
Take Pride Winnipeg - General operating	Solid Waste Disposal	164,700	164,700	164,700	164,700
Take Pride Winnipeg - Cleaner Greener Winnipeg	Public Works	27,000	27,000	27,000	27,000
Take Pride Winnipeg - Team Up to Clean Up & Mural Program[7]	City Clerks	20,000	20,000	20,000	20,000
Take Pride Winnipeg - Graffiti Control[1]	Public Works	20,000	20,000	20,000	20,000

Listing of Grants/Payments

Organization	Department	2020 Adopted Budget[5]	2021 Adopted Budget[5]	2022 Preliminary Budget	2023 Projection
ANNUAL GRANTS - OPERATING BUDGET					
Transcona Historical Museum Inc.[7]	Museums	155,000	155,000	155,000	155,000
University of Manitoba - Faculty of Kinesiology and Recreation Management	Community Services	45,900	45,900	45,900	45,900
University of Manitoba - Research Sustainable Wastewater Treatment and Nutrient Recovery	Waterworks	27,000	27,000	27,000	27,000
West End Biz - Biz zone cleanliness[1]	Public Works	8,000	8,000	8,000	8,000
West End Biz - Parking infrastructure maintenance[1]	Parking Authority	32,500	16,250	16,250	16,250
William Whyte Neighbourhood Association	Community Services	2,250	2,250	2,250	2,250
Winnipeg Arts Council[7]	City Clerks	4,180,787	4,180,787	4,180,787	4,180,787
Winnipeg Arts Council - Museum Grant Funds[7]	City Clerks	258,570	258,570	258,570	258,570
Winnipeg Art Gallery - Inuit Art Centre[7]	City Clerks	1,000,000			
Winnipeg Housing Rehabilitation Corporation	Planning, Property and Development	162,000	162,000	162,000	162,000
Winnipeg Parade Committee - Santa Claus	City Clerks	18,000	18,000	18,000	18,000
Winnipeg Public Library Board	Community Services	71,384	71,384	71,384	71,384
Winnipeg Repair Education and Cycling Hub Inc. (W.R.E.N.C.H Inc.)	Community Services	9,000	9,000	9,000	9,000
	Total - Annual Grants	**10,444,881**	**9,341,131**	**9,698,331**	**9,598,331**
LONG-TERM AGREEMENTS - OPERATING BUDGET					
Assiniboine Park Conservancy	Community Services	11,327,000	11,710,000	12,031,000	12,488,000
Band 40 Aboriginal Youth Scholarship	Waterworks	4,000	4,000	4,000	4,000
Centre Venture - Youth Centre of Excellence	Planning, Property and Development	241,597	241,597	241,597	241,597
Community Centres[5]	Community Services	6,075,000	6,235,000	6,360,000	6,488,000
Garden City Community Centre	Community Services	358,929	358,929	358,929	358,929
General Council of Winnipeg Community Centres (GCWCC)[5]	Community Services	1,172,241	1,172,241	1,172,241	1,172,241
GCWCC - Athletic Field Sweat Equity[5]	Public Works	354,484	354,484	354,484	354,484
St. Boniface Museum[5,7]	Museums	450,000	450,000	450,000	450,000

Listing of Grants/Payments

Organization	Department	2020 Adopted Budget[5]	2021 Adopted Budget[5]	2022 Preliminary Budget	2023 Projection
LONG-TERM AGREEMENTS - OPERATING BUDGET					
Transcona East End Community Club Inc.	Community Services	190,000	190,000	190,000	190,000
True North - Refund of Business Tax[3]	Assessment & Taxation	242,000	242,000	242,000	242,000
True North - Refund of Entertainment Funding Tax[4]	Assessment & Taxation	8,100,000	4,050,000	8,100,000	8,100,000
University of Manitoba - Research Chair in Municipal Infrastructure	Public Works	50,000	50,000	50,000	50,000
Winnipeg Football Club - Refund of Entertainment Funding Tax[4]	Assessment & Taxation	1,115,000	557,000	1,115,000	1,115,000
Winnipeg Goldeyes - Municipal Property Tax Rebate[3]	Assessment & Taxation	42,000	42,980	43,980	45,000
Winnipeg Goldeyes - Refund of Entertainment Funding Tax[4]	Assessment & Taxation	325,000	162,000	325,000	325,000
Winnipeg Humane Society (WHS)[1]	Animal Services	652,273	652,273	822,273	822,273
Winnipeg Police Museum[7]	Police Service	18,000	18,000	18,000	18,000
Total - Long-Term Grants		**30,717,524**	**26,490,504**	**31,878,504**	**32,464,524**
OTHER PROGRAMS - OPERATING BUDGET					
24-Hour Mobile Outreach Services[6]	Community Services			450,000	550,000
Affordable Housing Program	Planning, Property and Development	-	2,000,000		
Civic Initiatives, Promotional and Protocol[7]	Mayor's Office	393,800	390,800	383,800	477,010
Community Committee Grants - Human Rights Committee	City Clerks	3,000	3,000	3,000	3,000
Community Committee Grants - Committee for Safety	City Clerks	6,000	6,000	6,000	6,000
Winnipeg Wellness Grant Program	Council		600,000		
Estimated grants in support of cat spay and neuter programs	Animal Services	145,057	145,057	145,057	145,057
Graffiti Control Partner Funding Allocation - various organizations[1]	Public Works	210,000	210,000	210,000	210,000
Green Action Centre Commuter Challenge - Transit Community Events Support	Transit	9,000	9,000	9,000	9,000

Listing of Grants/Payments

Organization	Department	2020 Adopted Budget[5]	2021 Adopted Budget[5]	2022 Preliminary Budget	2023 Projection
OTHER PROGRAMS - OPERATING BUDGET					
Local Grants (Per Capita Grants)[7]	City Clerks	150,733	150,733	150,733	150,733
Minimal Municipal Services	Assessment & Taxation	295,000	295,000	295,000	295,000
Province of Manitoba (Off The Wall Program) - Graffiti Control[1]	Public Works	10,000	10,000	10,000	10,000
Public Washroom Program – Peer Support[6]	Community Services			250,000	250,000
Winnipeg COVID-19 Economic Support Program	Corporate Accounts	-	3,000,000		
Winnipeg Soccer Federation	Planning, Property and Development	6,300	6,300	6,300	6,300
	Total - Other Grants	**1,228,890**	**6,825,890**	**1,918,890**	**2,112,100**
VALUE IN KIND GRANTS					
Winnipeg Aboriginal Sport Achievement Centre (W.A.S.A.C.)	Community Services	144,246	144,246	144,246	144,246
World Police and Fire Games	Corporate Accounts				500,000
Canada Day (The Forks)[7]	Public Works	1,800	1,800	1,800	1,800
Festival du Voyageur[7]	Public Works	18,000	18,000	18,000	18,000
Fringe Festival (Royal Manitoba Theatre Centre)[7]	Public Works	3,150	3,150	3,150	3,150
Fringe Festival (Royal Manitoba Theatre Centre)[7]	Public Works	8,100	8,100	8,100	8,100
Jazz Winnipeg[7]	Public Works	6,300	6,300	6,300	6,300
National Film Institute[7]	Public Works	900	900	900	900
Santa Claus Parade[7]	Public Works	7,200	7,200	7,200	7,200
Temporary Street Closures for Entertainment Purposes[7]	Public Works	90,260	90,260	90,260	90,260
Various Events	Public Works	373	373	373	373
Various	Public Works	13,500	13,500	13,500	13,500
Winnipeg International Children's Festival[7]	Public Works	1,800	1,800	1,800	1,800
Parking Pass Grants	Parking Authority	234,000	130,000		
Various Special Events in Kind	Parking Authority	27,000	15,000		
Bus Charter[7]	Transit	15,300	15,300	15,300	15,300
Bus is Better - Downtown Biz	Transit	4,860	4,860	4,860	4,860
Commuter Challenge - Green Action Centre	Transit	11,920	11,920	11,920	11,920
Fare Product	Transit	4,500	4,500	4,500	4,500
	Total - Value in Kind Grants	**593,209**	**477,209**	**332,209**	**832,209**

Listing of Grants/Payments

Organization	Department	2020 Adopted Budget[5]	2021 Adopted Budget[5]	2022 Preliminary Budget	2023 Projection
CAPITAL GRANTS					
Assiniboine Park Conservancy - Infrastructure and Sustainability	Community Services	4,600,000	5,100,000	5,400,000	5,400,000
Community Centre Renovation Grant Program	Community Services	2,000,000	2,000,000	2,000,000	2,000,000
Community Incentive Grant Program	Community Services	1,000,000	1,000,000	1,000,000	
General Council of Winnipeg Community Centres - Plan 2045 - Recreation and Library Facility Investment Strategy	Community Services			300,000	
Biz Zones, Image Routes and Neighbourhood Main Streets	Planning, Property and Development	352,000		126,000	
Winnipeg Arts Council - Public Art Strategy[7]	Planning, Property and Development	325,000	125,000	125,000	125,000
Bicycle Parking Partnership Grants - Pedestrian and Cycling Program	Public Works	42,000	30,000	63,000	30,000
Pedestrian Cycling Program Grants	Public Works	175,000	160,000	160,000	160,000
Trees Winnipeg - Urban Forest Renewal Program	Public Works	140,000		140,000	
	Total - Capital Grants	**8,634,000**	**8,415,000**	**9,314,000**	**7,715,000**
GRANTS FROM RESERVES					
Building External Lighting Program	Assessment & Taxation	300,000			
Safewalk Program - Biz programs	Assessment & Taxation	375,000			
Economic Development Winnipeg[2]	Assessment & Taxation	3,465,000	2,000,000	2,450,000	3,500,000
Economic Development Winnipeg - Special Event Marketing Fund[2]	Assessment & Taxation	1,140,084		339,711	1,163,047
Winnipeg Convention Centre[2]	Assessment & Taxation	1,500,000	1,500,000	1,500,000	1,500,000
Winnipeg Convention Centre - fire stopping, fire damping & washroom	Assessment & Taxation	2,769,904			
Winnipeg Convention Centre - payment to pay down city commitment of $8 million[2]	Assessment & Taxation	1,000,000	1,000,000		

Listing of Grants/Payments

Organization	Department	2020 Adopted Budget[5]	2021 Adopted Budget[5]	2022 Preliminary Budget	2023 Projection
GRANTS FROM RESERVES					
Community Safety and Crime Prevention program	Assessment & Taxation	100,000	100,000	100,000	
Gail Parvin Hammerquist - Centre Venture	Planning, Property and Development	470,964	397,113	331,133	200,931
Gail Parvin Hammerquist - City-Wide Program	Planning, Property and Development		333,123	175,000	175,000
Heritage Conservation Grant Program By Law	Planning, Property and Development	200,116	213,793	224,944	224,944
Housing Demolition, Minimum Home Repair & Indigenous Housing Programs	Planning, Property and Development	1,000,000	1,000,000	1,000,000	1,250,000
Rapid Housing Initiative Program	Planning, Property and Development		12,497,022	12,775,743	
Economic Development Grants	Planning, Property and Development	2,211,583	1,801,645	2,197,764	2,146,042
Neighbourhood/Downtown Multiple-Family Mixed use Building Grant Program	Planning, Property and Development	1,056,362	701,218	431,202	321,528
Downtown Residential Development Grant (DRDG) Program	Planning, Property and Development	1,734,591	1,734,591	1,734,591	1,734,591
DRDG - 320 Colony	Planning, Property and Development	85,657	83,638	83,638	83,638
Live Downtown - Rental Development Grant Program	Planning, Property and Development	238,677	369,763	370,062	1,906,151
Total - Grants from Reserves		**17,647,938**	**23,731,906**	**23,713,788**	**14,205,872**
Total Grants		**69,266,442**	**75,281,640**	**76,855,722**	**66,928,036**

The listing of grants/payments includes grants in the operating, capital, and reserves budgets. The operating grants/payments are separated into four categories (annual, long-term agreements, other programs and value in kir

The City can enter into two-year grant agreements with grant recipients with a provision that grants for years following 2022 are subject to annual budget approval.

Notes:

1. Service Purchase Agreements, formerly Community Partnerships. See Appendix 9 Glossary for definition.
2. Long Term Agreements/Obligations, formerly Community Partnerships. See Appendix 9 Glossary for definition.
3. Grant is recorded as an offset to the Property Tax and Business Tax Revenue.
4. Grant is recorded as an offset to the Refundable Entertainment Funding Tax Revenue.
5. 2020 and 2021 budgets have been restated. The Community Centres, General Council of Winnipeg Community Centres (GCWCC), GCWCC - Athletic Field Sweat Equity, and St. Boniface Museum as they were previously included in Annual Grants - Operating Budget' and have now moved to 'Long Term Agreements - Operating Budget.
6. The recipient is unknown at this time and may not be allocated as a grant in 2022.
7. Identified as arts and culture related funding

Listing of Grants/Payments

Organization	Department	2020 Adopted Budget[5]	2021 Adopted Budget[5]	2022 Preliminary Budget	2023 Projection
INDIGENOUS YOUTH STRATEGY - OPERATING BUDGET SUMMARY					
Indigenous Leadership Development Institute - Indigenous Construction Technology Program	Chief Administrative Office	99,370	99,370	99,370	99,370
Assembly of Manitoba Chiefs - Eagle's Nest Youth	Chief Administrative Office	146,500	146,500	146,500	146,500
Boys and Girls Club - Youth Recreation Activity Worker Program	Chief Administrative Office	20,000	20,000	20,000	20,000
Broadway Neighbourhood Centre - Just TV	Chief Administrative Office	41,380	41,380	41,380	41,380
Ka Ni Kanichihk Inc. - Honouring our Gifts	Chief Administrative Office	131,230	131,230	131,230	131,230
Ma Mawi Wi Chi Itata Centre - The Future is Yours	Chief Administrative Office	107,331	107,331	107,331	107,331
Ndinaweaaganag Endaawaad Inc. - Youth Resource Centre	Chief Administrative Office	51,000	51,000	51,000	51,000
Oshki Annishinabe Nigaaniwak	Chief Administrative Office			250,000	250,000
Oshki Annishinabe Nigaaniwak coordinator salaries and benefits (Internal City of Winnipeg	Chief Administrative Office	83,895	83,895	83,895	83,895
Spence Neighbourhood Association - First Jobs 4 Youth Project	Chief Administrative Office	36,549	36,549	36,549	36,549
Resource Assistance for Youth - Growing Opportunities	Chief Administrative Office	82,745	82,745	82,745	82,745
Inner City Work Study Program (University of Winnipeg)	Chief Administrative Office	150,000	150,000	150,000	150,000
Infrastructure training/apprenticeship program	Chief Administrative Office	175,000	74,763	74,019	70,703
Trades coordinator salaries and benefits (Infrastructure training apprenticeship program)	Chief Administrative Office		100,237	100,981	104,297
Total Indigenous Youth Strategy		**1,125,000**	**1,125,000**	**1,375,000**	**1,375,000**

* Infrastructure training/apprenticeship program (cash and in-kind services) – the City of Winnipeg 1/3 share of up to $175,000 in the program is subject to 1/3 funding from the Province and 1/3 funding from the private sector.

Return to Table of Contents

Appendix 1

Major Capital Projects

On October 28, 2015 Council concurred in the recommendation of the Executive Policy Committee and adopted the following:

- That an adjustment to the dollar value for the definition of a Major Capital Project for reporting to the Standing Policy Committee on Finance be approved from $10 million to $20 million to reflect construction inflation since Council originally adopted the policy in 1999.
- That the threshold for Major Capital Project reporting to the Standing Policy Committee on Finance be automatically revised annually for construction inflation and disclosed in the Annual Capital Budget put forward to Council for adoption.
- That the adjusted dollar value for reporting to Standing Policy Committee on Finance be applied on a prospective basis. Projects currently reporting that are under the revised threshold will continue reporting until the project is completed.

Year	Threshold (in millions)	Construction Inflation*	Revised Threshold after Inflation (in millions)
2019	$23.4	3%	$24.1
2020	$24.1	3%	$24.8
2021	$24.8	3%	$25.5

*Forecasted construction inflation is used to prepare the threshold for the following year.

Thus, for 2022, projects $25 million or greater are required to form a Major Capital Projects Advisory Committee within 180 calendar days of project authorization and begin reporting financial status to the Standing Policy Committee (SPC) on Finance. Reporting is to be done on a quarterly basis, unless otherwise directed by SPC Finance, until the project is complete. The SPC Finance Committee may, at its discretion, request projects below this threshold to report to the Committee.

Listing of Major Capital Projects previously approved and active for 2022**:

1) North End Sewage Treatment Plant (NEWPCC) Upgrade Projects: Power Supply and Headworks Facilities
2) South End Sewage Treatment Plant (SEWPCC) Upgrading and Expansion
3) Southwest Rapid Transitway (Stage 2) / Pembina Highway Underpass
4) Water Supervisory Control and Data Acquisition (SCADA) Upgrade and Expansion
5) North District Police Station (NDPS) & Archival and Exhibit Building
6) South Winnipeg Recreation Campus Phase One – Recreation Centre

**This listing does not reflect projects approved by Council that are contingent on confirmation of external funding applications still pending.

Return to Table of Contents

Appendix 2

City of Winnipeg
Cost Estimate Classification*

Cost Estimate Class	Project Definition	Project Definition/ Design % Complete	Accuracy of Cost Estimate
Class 5	Concept Screening, Rough Order of Magnitude Estimate	~1%	-50% to +100%
Class 4	Feasibility	~10%	-30% to +60%
Class 3	**Preliminary Design (for Budget Authorization)**	**~30%**	**-20% to +30%**
Class 2	Detailed Design in progress	~60%	-15% to +20%
Class 1	Detailed Design Documentation Complete, Pre-Tender Estimate	~99%	-10% to +15%
Scalable	Project/Program scope can be adjusted to fit the Budget	N/A	N/A

Cost Estimate Class Descriptions

Class 5	Rough estimate prepared based on very limited information. Used to make an assessment of initial viability and for long range capital planning.
Class 4	Estimates prepared based on limited information with some engineering work completed and preliminary scope determination.
Class 3**	**Estimates based on completed preliminary design documentation. This Class 3 estimate will form the basis for budget authorization and set initial control estimate against which project deliverables will be measured (i.e. on budget).**
Class 2	Estimates prepared in progressive detail from a Class 3 and are used to establish a contract value against which decisions can be made to revise the scope of the project and manage risk at a specific milestone in the design development.
Class 1	Pre-tender estimates prepared based on completed detailed design documentation (i.e. drawings, plans, specifications, etc.) as well as complete project delivery plans.
Scalable	Scalable projects/programs will be sized according to the final budget authorization.

* Determined using the AACE International, Recommended Practices 17R-97, 18R-97, 56R-08, 97R-18 & 98R-18

Public Private Partnership Payments as a Percentage of Cash to Capital / Canada Community-Building Fund

	($000's)						
	2021	2022	2023	2024	2025	2026	2027
Tax Supported Public Private Partnership Payments:							
1 Charleswood Bridge	$ 1,478	$ 1,478	$ 1,478	$ 1,478			
2 Disraeli Bridge and Overpass Facility	13,170	13,225	13,325	13,337	13,395	13,455	13,520
3 Chief Peguis Trail - Henderson Highway to Lagimodiere Boulevard	7,337	7,382	7,429	7,476	7,525	7,575	7,626
4 East District Police Station	1,056	1,056	1,089	1,155	1,155	1,155	1,155
Total Public Private Partnership Payments	**$ 23,041**	**$ 23,141**	**$ 23,321**	**$ 23,446**	**$ 22,075**	**$ 22,185**	**$ 22,301**
Financing Sources:							
1 Cash to Capital	$ 5,688	$ 3,079	$ 2,567	$ 20,000	$ 20,000	$ 20,620	$ 20,236
2 Canada Community-Building Fund	51,631	85,951	58,357	49,940	48,420	48,432	48,432
Total Financing Sources	**$ 57,319**	**$ 89,030**	**$ 60,924**	**$ 69,940**	**$ 68,420**	**$ 69,052**	**$ 68,668**
Payments as a Percentage of Cash to Capital and Canada Community-Building Fund	**40.20%**	**25.99%**	**38.28%**	**33.52%**	**32.26%**	**32.13%**	**32.48%**

Notes:

1. Public Private Partnership Payments include annual service/financing payments and debt servicing payments.

2. On December 15, 2009, Council directed that the annual lease/service payments and debt servicing costs for tax supported public private partnerships be funded annually up to a maximum of 30% of the cash to capital contribution and the federal gas tax (Canada Community-Building Fund).

3. On December 16, 2020, Council amended the P3 Policy to: If the funding of annual lease/service payments and debt servicing costs for tax supported public private partnerships exceeds 30% of cash to capital contribution and federal gas tax (Canada Community-Building Fund), no additional tax supported public private partnerships can be entered into until funding of annual lease/service payments and debt servicing costs for tax supported public private partnerships is reduced to a level below 30% of cash to capital contribution and federal gas tax (Canada Community-Building Fund).

4. The "Southwest Rapid Transitway (Stage 2) and Pembina Highway Underpass" capital project was approved by Council on June 25, 2014. As this is a Utility and Other project, it does not impact this Public Private Partnership Payments calculation.

5. Effective for the 2022 Budget, Federal Gas Tax has been renamed the Canada Community-Building Fund.

Transfers from Other Capital Accounts

Capital Project (From) ($000's)		Capital Project (To) ($000's)	2022	2023	2024	2025
TAX SUPPORTED, TRANSIT AND MUNICIPAL ACCOMMODATIONS						
Public Works						
2013 Recreation Walkways & Bike Paths	252	Pedestrian and Cycling Program	520			
2014 Active Transportation Corridor	20					
2017 Protected Bike Lanes: McDermot/Bannatyne Avenue (Phase 2)	52					
2017 Pedestrian & Cycling Program - Chief Peguis Trail	165					
2020 Pedestrian & Cycling Program	31					
2017 Bike Lane-Chevier & Waverley	185	Regional and Local Street Renewal	185			
2015 Lyndale Drive - Retaining Wall Rehabilitation	101	Traffic Engineering Improvements - Various Locations	1,000			
2018 Dublin Avenue Bridge (Omand's Creek)	899					
	1,705					
Planning, Property and Development						
2019 Riverbank Stabilization - Physical Asset Protection	312	Riverbank Stabilization - Physical Asset Protection	312			
Assessment and Taxation						
2017 Assessment Automation	185	Assessment Automation	185			
Community Services						
2019 Library Facility Redevelopment - West Kildonan Library and GoLibrary	130	Library Facility Safety, Security and Accessibility Improvements Program			200	
Old Kildonan Community 2019 Grant Park Recreation Campus	1,546	Library Refurbishment & Interior Infrastructure Program			351	
	1,676	Recreational Facility Safety, Security and Accessibility Improvements Program	125		171	
		Fitness Equipment Upgrade Program		132	65	
		Technology Advancement Program	5			
		Assiniboine Park Conservancy (APC) - Infrastructure and Sustainability		317	310	

Transfers from Other Capital Accounts

Capital Project (From) ($000's)		Capital Project (To) ($000's)	2022	2023	2024	2025
TAX SUPPORTED, TRANSIT AND MUNICIPAL ACCOMMODATIONS (Continued)						
Fire Paramedic Service						
2018 Station Capital Maintenance	1,021	Modular Mobile Station	3,000			
2019 Station Capital Maintenance	1,979					
	3,000					
Innovation and Technology						
2015 - 2017 Innovation Program - City Clerks	107	Innovation Strategy	107		200	
2015 - 2018 Enterprise Content Management	1,476	Data Centre Sustainment (formerly Enterprise Computing Initiatives)	282			
2016 - 2019 Enterprise Computing Initiatives	937	Network Products Evergreen (formerly Communications Network Infrastructure)	1,814		399	463
2019 Tait Radio Replacement	1,602	Printing Graphics & Mail Services Asset Renewal			170	
2018 - 2019 Innovation Strategy	1,382	Information Security Initiatives			602	383
2017 - 2019 PeopleSoft Enhancements	984	Email, Teams, and Files (formerly Microsoft Office License Evergreen)	817			
2019 E-mail Archiving	453	Microsoft Development Network Software Renewal	282			253
2019 Information Security	340	Geographic Information System Aerial Imagery Renewal Program			8	
2019 Communications Systems Branch Facilities	161	Intake Program			171	
	7,442	Server-Storage Evergreen (formerly Enterprise Computing Initiatives)	628	40		578
		Desktop Office Suite (formerly Microsoft Office License Evergreen)			245	
Transit						
2019 Rapid Overhead Doors at Washrack	142	Transit Building Replacement / Refurbishment	142			
2019 Garage Improvements - Phase 2	85	Transit Roof Replacement and Ventilation Upgrade	85			
2009 Fare Collection System	209	Transit Information Technology Program	209			
	436					

Transfers from Other Capital Accounts

Capital Project (From) ($000's)		Capital Project (To) ($000's)	2022	2023	2024	2025
TAX SUPPORTED, TRANSIT AND MUNICIPAL ACCOMMODATIONS (Continued)						
Municipal Accommodations						
2019 Accommodation Facilities	59	Health / Life Safety / Emergency Systems Refurbishment / City-wide Accessibility	1,873			
2019 Arenas	43					
2018 City-Wide Accessibility Program	19					
2019 City-Wide Accessibility Program	79					
2018 Generator Set Replacement and Upgrades	125					
2019 Public Safety Building and Civic Centre Parkade	150					
Pipe Hanger Upgrades and Water Hammer Mitigation	106					
2019 Generator Set Replacement and Upgrades	113					
2019 Community Centres - Refurbishing and Improvements	30					
2019 Building Asset / Work Management Program	78					
2019 Recreation & Leisure Centres	150					
2019 Fire / Life Safety / Regulatory Upgrades	155					
2018 Fire / Life Safety / Regulatory Upgrades	150					
2019 Indoor Aquatic Facilities	303					
2019 Outdoor Aquatic Facilities	31					
2019 Security / Building Automation System Initiatives	282					
	1,873					
Total Tax Supported, Transit and Municipal Accommodations			**$ 11,571**	**$ 489**	**$ 2,892**	**$ 1,677**

Transfers from Other Capital Accounts

Capital Project (From) ($000's)		Capital Project (To) ($000's)	2022	2023	2024	2025
WATER AND WASTE UTILITIES						
Sewage Disposal System						
2019 Southwest Interceptor Crossing	350	Southwest Interceptor	350			
2018 Airport West Servicing	1,000	Airport Area West Water and Sewer Servicing	1,000			
2016 Water and Waste Department Business Intelligence	1,200	Water and Waste Department Business Intelligence	1,200			
	2,550					
Solid Waste Disposal System						
2018 Collections Management System	500	Collections Management System	500			
Total Water and Waste Utilities			**$ 3,050**	**$ -**	**$ -**	**$ -**
Total City Capital Transfers			**$ 14,621**	**$ 489**	**$ 2,892**	**$ 1,677**

Return to Table of Contents

Appendix 5

Capital Projects Funded by the Canada Community-Building Fund

($000's)

	2022	2023	2024	2025	2026	2027
Council Approved Forecast	48,488	51,915	49,940	48,420	48,432	
Preliminary Budget	85,951	58,357	49,940	48,420	48,432	48,432
Variance[1]	37,463	6,442	-	-	-	48,432

Details By Project:

Public Works							
1	Pedestrian and Cycling Program	1,117	945	800	841	1,838	2,649
2	Portable Traffic Study Equipment			130			
3	Transportation Master Plan	200		123	678	164	
4	Traffic Signals Bases Replacements (formerly Traffic Signals Bases Underground Renewal Program)						1,000
5	Inner-Ring Road - Functional Design			300	300		
6	Salt and Sand Storage Shed			386			
7	Regional and Local Street Renewal	24,462	1,885		4,043		
8	Pembina Highway Overpass (Bishop Grandin) Rehabilitation		500	879	13,001		
9	Waterway Crossing and Grade Separations - Annual Program			455	527	1,355	1,290
10	Osborne Street Underpass				600		
11	St. Vital Bridge Rehabilitation	738	11,069	14,650			
12	Lagimodiere Twin Overpasses Rehabilitation (Concordia Avenue & CPR Keewatin)	639		1,500		10,145	4,661
13	Disraeli Bridge and Overpass Facility	12,625	12,725	12,737	12,795	13,055	13,120
14	Chief Peguis Trail - Henderson Highway to Lagimodiere Boulevard	6,782	6,829	6,876	6,925	6,100	6,151
15	Asset Management System - Various Divisions	25		25	25	25	25
16	Regional Parks	2,423	1,288			1,730	2,940
17	Community and Neighbourhood Parks	780				1,440	2,800
18	Parks Buildings						400
19	Parks and Recreation Enhancement Program	945	865	150		732	1,305
20	Rainbow Stage		1,200	1,200			
21	Urban Forest Renewal Program (formerly Reforestation-Improvements and Urban Forest Enhancement Program)						707
Community Services							
22	Library Facility Safety, Security and Accessibility Improvements Program	80				240	160
23	Library Refurbishment & Interior Infrastructure Program			299		360	
24	Library Technology Upgrade and Replacement Program				280		300
25	South Winnipeg Recreation Campus: Library and Site Development					1,200	
26	Recreational Facility Safety, Security and Accessibility Improvements Program			108	38	246	140
27	Fitness Equipment Upgrade Program	160	178	255	264	272	280
28	Freight House Outdoor Pool Redevelopment						1,242
29	Spray Pad Development - Valour Community Centre	1,400					
30	Spray Pad Development - Corydon Community Centre-Crescentwood	500					
31	Spray Pad Development - Champlain Community Centre	400					
32	Southeast Winnipeg New Community Centre and Library					305	
33	Assiniboine Park Conservancy (APC) - Infrastructure and Sustainability	1,000		1,080	604	1,080	1,080

Appendix 5

Capital Projects Funded by the Canada Community-Building Fund

		($000's)					
		2022	2023	2024	2025	2026	2027
Fire Paramedic Services							
34	Facility Optimization - St. Boniface Industrial Area and Windsor Park Station Consolidation	5,240					
35	Facility Optimization - Waverley West Station		6,758				
Planning, Property and Development							
36	Master Green Space & Natural Corridors Plan By-law	600					
Municipal Accommodations							
37	Health/Life Safety/Emergency Systems Refurbishment/City-wide Accessibility	100	646	960	472	1,118	1,155
Corporate Finance							
38	Economic Response and Recovery Plan: Revitalizing Downtown Strategy	9,500					
39	Economic Response and Recovery Plan: Related Infrastructure Investments	9,500					
Transit							
40	Transit Building Replacement / Refurbishment	500	4,372	1,435	411	3,355	
41	Transit Roof Replacement and Ventilation Upgrade	1,500	705	2,350	2,400		
42	Transition to Zero Emission Buses (formerly Transit Buses)						7,027
43	Accessibility Program	250	250	200	200	200	
44	Heavy Shop Equipment Replacement Program	200	200	175	175		
45	Hoist Replacement at Fort Rouge Garage	2,785		2,867	3,841	3,472	
46	Heated Bus Shelter Program	1,500	1,500				
47	Transit Plus In House Service		6,442				
Total Projects Financed by the Canada Community Building Fund		**85,951**	**58,357**	**49,940**	**48,420**	**48,432**	**48,432**

1. With approval of the 2021 Federal Budget a one-time top of $44.396 million was approved. Funding of $43.905 million has been included in the 2022 Preliminary Budget - $37.463 million in 2022 and $6.442 million in 2023. $491,000 remains unallocated.

2. Effective for the 2022 Budget, Federal Gas Tax has been renamed the Canada-Community Building Fund

Active Transportation Projects
2022 - 2027

($000's)

	2022	2023	2024	2025	2026	2027
Pedestrian and Cycling Program	2,470	1,890	1,651	1,683	2,321	2,899
Regional and Local Street Renewal						
Regional Street Renewal Program	2,550	1,675				
Active Transportation	2,388					
Local Street Renewal Program	1,500	900	600	600	600	600
TOTAL	**$ 8,908**	**$ 4,465**	**$ 2,251**	**$ 2,283**	**$ 2,921**	**$ 3,499**

Notes:

1. The six-year Active Transportation investments total $24.3 million.

2. On May 14, 2008, Council concurred in the recommendation that a policy be adopted to incorporate Active Transportation facilities into any reconstruction or rehabilitation required on any infrastructure identified as an Active Transportation facility in the Proposed Active Transportation Network.

3 .The amounts above are the budget dollars dedicated to active transportation facilities within the preliminary capital budget.

4. There may be other active transportation projects included in the 2022 Capital Budget and 2023 - 2027 Five-year Forecast that could not be estimated at time of printing.