April 27, 2022

Winnipeg City Council
510 Main Street
Winnipeg, MB R3B 1B9

Via email

Dear Mayor and Councillors,

Re: Responsible Pet Ownership By-law Review - Phase 2 Review Recommendations

Please accept the enclosed comments regarding the Report of the Standing Policy on Protection, Community Services and Parks dated April 11, 2022 with respect to "Further Proposed Responsible Pet Ownership Bylaw Amendments". This letter is intended to reflect the collective position of many of Canada's leading animal protection organizations and our tens of thousands of supporters located in Winnipeg and across Canada. In summary, we request that Council

Animal Justice Canada
5700-100 King Street West, Toronto, Ontario M5X 1C7
info@animaljustice.ca

concur with Recommendations 1 and 2 of the Standing Committee, and recommend the following to Council:

(1) That the proposed Responsible Pet Ownership By-law changes regarding at-risk pets and dangerous dogs outlined in Appendix B be approved.
(2) That the prohibition of specific dog breeds be removed from the Responsible Pet Ownership By-law and replaced with a breed-neutral, behaviour-based approach.

We request that this Committee delete Recommendation 3, which directs the Winnipeg Public Service to report back in 365 days to the Standing Policy Committee with recommendations for a pilot project regarding urban chicken keeping. We believe that the animal welfare and public health risks associated with such a project are too high and that Winnipeg should not proceed with urban chicken keeping.

Finally, we request that Council reject the Standing Committee's Recommendation to "Delete Recommendation 5 in its entirety." Recommendation 5 put forward by Animal Services pertains to an ongoing review of the city's regulation of exotic animal ownership. As set out below, this is an incredibly important review with implications for animal welfare, environmental protection, and public health and safety. Animal Services commenced this review in May 2021 at the direction of the Standing Committee and should be permitted to continue this important work and provide recommendations in 2023.

A. Introduction

We commend the City of Winnipeg, and Animal Services in particular, for undertaking the Responsible Pet Ownership Bylaw ("**RPO Bylaw**") review, which has included many thorough, science-based, and progressive proposals to update the RPO Bylaw. The current RPO Bylaw is outdated in a number of ways, including notably its outdated and arbitrary ban on pit bulls and pit bull-type dogs, and its failure to protect animal welfare and public safety from risks posed by irresponsible companion animal guardianship and the proliferation of exotic animals in the city, many of whom are not well-suited to life in captivity.

As explained below, our organizations are supportive of the recommendations to eliminate Winnipeg's ban on pit bulls and pit bull-type dogs and to introduce new tools to promote responsible dog guardianship in the city. However, we have serious concerns about the proposed urban chicken-keeping pilot project and urge Council to reject this recommendation in its entirety. We are also extremely concerned that the majority of the Standing Committee voted to recommend eliminating the recommendation by Animal Services that it be granted a one year extension to report back on recommendations to improve the regulation of exotic animal ownership.

B. Urgent need to improve regulation of exotic animal ownership in Winnipeg

Our organizations were surprised and incredibly disappointed when the majority of the Standing Committee (with Councillor Rollins in opposition) voted to delete Recommendation 5 put forward by Animal Services, which provided as follows:

> That the Public Service report back within one year with any proposed By-law changes regarding exotic animals.

Back on May 10, 2021, the Standing Committee directed Animal Services to review and report back within 180 days on a review of the RPO Bylaw that included "[e]xotic animals; strengthen the by-law with any required by-law amendments to mitigate impacts of pet hoarding, include a limitation, and prevent illegal disreputable trade of exotic animals." Nearly a year of work has gone into this important review and no justification was given by the three Councillors as to why the review is no longer needed.

With approximately 1.4 million exotic animals kept as pets in Canada, including approximately 82,102 in Manitoba and Saskatchewan alone, there is an urgent need to improve the RPO Bylaw's requirements related to exotic animal ownership.[1] Unlike dogs and cats, there are no limits on the number of exotic animals that individuals can keep in Winnipeg, leading to horrific cases of hoarding and neglect. The Winnipeg Humane Society has been clear that it does not have adequate resources to help animals found by the hundreds or even thousands in such homes.

As our understanding of animals' behaviours and biological, psychological, and social needs evolves, it is increasingly clear that many species of animals are not well-suited to life in captivity.[2] Yet Winnipeg's current "negative list", which prohibits certain species and presumptively allows all other species to be kept regardless of their unique characteristics, leaves thousands of species of animals available through the local pet trade that are not well-suited to being kept in people's homes.

A significant percentage of animals used in the exotic pet trade die in cramped conditions in transport without access to food, water, and fresh air, while those who survive will generally spend their lives in unsuitable unnatural conditions in people's homes. Unfortunately, most species of exotic animals are not well-suited to life in captivity in a private residence, despite their human guardians' best intentions. It is estimated that up to 75% of pet snakes, lizards, and tortoises die within their first year in a home.[3]

---

[1] World Animal Protection, "Risky Business: the unregulated exotic pet trade in Canada" (2019) at p.6 ["**Risky Business**"].

[2] See, e.g. David J. Mellor, "Updating Animal Welfare Thinking: Moving beyond the "Five Freedoms" towards a "A Life Worth Living", Animals 2016, 6(3), 21, online: https://www.mdpi.com/2076-2615/6/3/21; Rachel A. Grant et al, "ExNOTic: Should We Be Keeping Exotic Pets?", Animals 2017, 7(6), 47, online: https://www.mdpi.com/2076-2615/7/6/47.

[3] https://www.worldanimalprotection.ca/sites/default/files/media/2021-1990_World_Animal_Protection_Winnipeg_Populated_report_Updated_with_Tabs.pdf

Animals whose basic needs cannot be adequately met in captivity should not be allowed to be kept in people's homes. Other relevant considerations include risks exotic animals pose to public health and safety, environmental risks to native wildlife when exotic animals escape or are released into the wild, associated nuisance issues, and increased waste of public funds for oversight and regulation. In its current form, Winnipeg's RPO Bylaw does not address these risks.

We also note that public sensibilities and values are shifting, with an increasing percentage of the population being concerned about the ownership of exotic animals. Polling conducted by Nanos Research shows that 67% of Winnipeg residents are opposed to capturing, breeding, and trading wild animals for the exotic pet industry.[4] Residents support the adoption of many of the listing criteria originally suggested by Animal Services – for instance, 78% are opposed to the keeping of exotic animals whose environmental conditions cannot be replicated in captivity, 74% are opposed to keeping wide-ranging animals who travel long distances in the wild, and 75% are opposed to keeping exotic animals that are potentially dangerous to humans.

While we are disappointed that Animal Services has a proposed a further one year delay in providing recommendations on this important issue – and requested that the Standing Committee direct the agency to provide recommendations by January at the latest – a one year delay in providing recommendations is certainly better than no recommendations at all.

At this time, Council is not being asked to decide whether Bylaw amendments are necessary to protect exotic animals, let alone what those changes should look like. All that is being asked is that Council allow the review to unfold and review whatever recommendations Animal Services ultimately provides. We believe this is the right thing to do for animals, Manitoba's natural environment, and human health and safety.

C. Eliminating Winnipeg's ban on pit bull-type dogs

Our organizations support the recommendation to eliminate Winnipeg's ban on pit bulls and pit bull-type dogs and to introduce new tools to protect public safety by promoting responsible dog guardianship. We commend the Standing Committee for voting unanimously in support of these two recommendations.

Winnipeg and Ontario are the only major jurisdictions in Canada with bans on pit bull-type dogs, and Ontario is moving toward getting rid of theirs. Several U.S. states have passed legislation to prohibit municipalities from adopting pit bull bans.

Although the rationale behind the pit bull ban is to improve public safety, the truth is that breed bans are unscientific, ineffective, and extremely dangerous for dogs – putting them at risk of being killed or removed from the province simply because of how they look. Breed bans target

[4] The results of this polling are enclosed.

animals based on appearance, regardless of their history of behaviour, and ignore the fact that any dog can become aggressive if they are raised or cared for improperly, regardless of their genetic background.

Because breed bans fail to address irresponsible dog guardianship, they generally do not reduce the amount or severity of dog bites. For instance, dog bites actually increased in Toronto after 10 years of its pit bull breed ban.[5] A survey of 36 municipalities by the Toronto Humane Society found that breed bans made no difference when it comes to the number of dog bites that occur.[6]

The best way to improve public safety is through a community-based approach focused on responsible dog guardianship that includes licensing for pets, spay and neuter programs, public education campaigns promoting responsible dog guardianship and educating children on safe interactions with dogs, and tools to address dangerous dogs and irresponsible guardians. Preventing such individuals from acquiring new dogs in the future is key. The City should consider an approach similar to Calgary, which has been extremely successful at reducing the number and severity of dog bites and thus truly protecting dogs and public safety. Many of the changes proposed by Animal Services through both Phases 1 and 2 of the RPO Bylaw review are consistent with such an approach.

D. Proposed urban chicken keeping pilot project

As mentioned above, our organizations strongly oppose the recommendation to allow the keeping of backyard chickens in Winnipeg because the proposal poses serious risks to animal welfare as well as public health. Moreover, Animal Services has not set out any information to justify the proposed program or to allow Council to meaningfully assess the benefits and risks associated with it, not to mention the significant public resources that would be required to adequately oversee such a program.

The recommendations do not explain why urban chicken-keeping is necessary or would be beneficial to the public. We wish to be clear that urban chicken-keeping will not combat food insecurity for low-income families, given that setting up and maintaining a coop is too expensive for most individuals who struggle with food security. According to data from Toronto, the average cost of setting up a compliant chicken coop in that city is $1,022.95. This issue is compounded by additional costs such as feeding the hens a proper diet and providing regular and emergency veterinary check-ups for the hens. In many cases, individuals would have to travel outside of the city for specialty care for these animals at an increased cost to them. Moreover, many people do not have adequate outdoor space to raise hens. Low-income households are often renters in smaller spaces, like apartment buildings, and would not be allowed to engage in hen-keeping as a result of space requirements.

[5] https://globalnews.ca/news/2527882/torontos-pit-bulls-are-almost-gone-so-why-are-there-more-dog-bites-than-ever/

[6] https://www.torontohumanesociety.com/wp-content/uploads/2021/08/Breed-Specific-Legislation-BSL.pdf

We believe the proposed urban chicken-keeping pilot project poses serious risks to chickens' health and well-being for the following main reasons:

- Chickens can live more than 12 years but their egg-laying capacity generally declines early on in life. Caring for backyard chickens is a lot of work and the expenses associated with feeding the animals, providing adequate veterinary care, and coop upkeep are quite high. Experience in other jurisdictions demonstrates that many urban hens kept for egg-laying purposes will ultimately be abandoned, surrendered to already overburdened sanctuaries, or simply sent to slaughter or unnecessarily euthanized. The written submissions to the Committees below by Sophie Gaillard of the Montreal SPCA demonstrate these very real risks and the toll they can take on local rescue groups who struggle to care for and find homes for unwanted chickens purchased by city dwellers.

- Chickens, their diet, and the waste they produce can attract unwanted animals such as coyotes, raccoons, skunks, mice, and rats.[7] Stringent predator-proofing standards can mitigate the associated risks to the chickens themselves but (a) no such detailed standards are set out in the recommendations as-drafted, and (b) this could still lead to risks to companion animals and also lead to additional wildlife and "pest" complaints to the City that will require public resources to respond to. In Ajax, plans for a potential backyard-chicken allowance were recently put to a halt on account of, among other things, a staff report concluding that the program could "exacerbate existing issues of great concern to residents, such as vermin and pests, especially rats,"[8] and predicting "an increase in wildlife concerns arising from the attraction of skunks, racoons, and predatory wildlife such as foxes and coyotes."[9]

- There are few veterinarians in Winnipeg who provide care for chickens. Yet just like cats and dogs, chickens require regular veterinary care as well as emergency care from time to time. We are concerned that despite the recommendation that a "letter of support" from a veterinarian would be required for those participating in the program, in practice these animals would be at risk of not receiving adequate veterinary care unless the individuals participating in the program are willing and able to take on significant veterinary expenses and potentially drive their animals outside of the city for care.

- The proposal put forward by Animal Services lacks detail regarding fundamental aspects of the program, including what would constitute an adequate coop (size, ventilation,

[7] See: https://extension.usu.edu/news_sections/agriculture_and_natural_resources/rodent-chicken

[8] See e.g.: https://www.cbc.ca/news/canada/nova-scotia/suburban-rural-halifax-residents-now-allowed-to-keep-hens-1.6201099

[9] See: https://www.thestar.com/local-ajax/news/2022/01/31/no-harm-no-fowl-plans-halted-for-potential-backyard-chickens-in-ajax.html

design, etc.), what type of educational course would be required for those participating, what would constitute "protection from predators", and how the City would mitigate the risks of diseases such as avian flu that are currently spreading throughout Canada and the United States, with many outbreaks linked to backyard flocks. Perhaps most troubling of all, there is no proposal to require all coops to be inspected to ensure they are up to whatever standards are ultimately developed, leaving birds at risk and making it impossible to actually assess the pilot program and whether it should ultimately be expanded.

- Winnipeg has notoriously cold winter weather. Even in warmer climates such as Toronto, individuals have noted that an inability to properly protect backyard chickens from extreme cold, while also providing animals with adequate space to roam and engage in natural behaviours, has been a reason for their decision to rehome their flock. The recommendations do not provide sufficient details about how chickens' wellbeing will be protected from extreme weather in Winnipeg, referencing only the requirement to "plan" for extreme heat and cold and a requirement for coops to be "insulated or heated".

In addition to these concerns about animal welfare, we note that chickens are susceptible to diseases that can cause serious illness and even death both to wild and kept birds. The viruses and bacteria that chickens can carry can also infect people. According to the Centers for Disease Control and Prevention ("**CDC**"), backyard chickens may carry bird flu (avian influenza), E. coli, and Salmonella bacteria, among several other diseases.[10] These diseases are typically spread through the droppings of infected chickens, contaminated food, or the environment that they're kept in – and animals often show no signs of infection.

In 2020, the CDC reported salmonella outbreaks linked to backyard birds in all 50 US states, resulting in the hospitalization of 333 people (with 24% of ill people being children under five). As of November 2021, 237 individuals had been hospitalized across 48 U.S. states in 2021. Just last year, a child was hospitalized in Montreal due to illness spread from urban chickens.[11]

Cases of avian influenza in Newfoundland, Nova Scotia, Quebec, and Ontario, as well as Minnesota and other U.S. states, in recent months have been linked to backyard flocks and have had devastating impacts on wild and farmed birds alike.[12] In recent days, provincial authorities announced they are investigating cases of the virus in Manitoba impacting both wild and farmed

[10] See: https://www.cdc.gov/healthypets/pets/farm-animals/backyard-poultry.html
[11] https://www.journaldemontreal.com/2021/08/25/un-bambin-hospitalise-a-cause-de-poules-urbaines-1.
[12] See, e.g. https://www.cbc.ca/news/canada/newfoundland-labrador/avian-flu-spread-newfoundland-1.6310954; https://www.cbc.ca/news/canada/nova-scotia/avian-influenza-bird-flu-nova-scotia-commercial-turkey-barn-1.6339576; https://www.thestar.com/news/gta/2022/04/06/highly-pathogenic-bird-flu-confirmed-in-ontario-as-toronto-council-debates-backyard-hens-program.html; https://www.mprnews.org/story/2022/04/04/avian-flu-continues-to-spread-to-more-minnesota-poultry-flocks.

birds in this province.[13] As set out in the comments of infectious disease specialist Dr. Jan Hajek to the Committees below, "backyard chickens present an important interface, where pathogens, especially influenza, can spill over into chickens from wild birds, or vice versa, and even people." Avian flu is certainly not a new risk in and of itself, but as Dr. Hajek explained, "[a]s the backyard chicken industry is growing, pathogen spillover events between backyard chickens and wild birds and people are becoming more commonly reported", risking the emergence of new forms of influenza that can have devastating impacts on both wild and farmed birds and allow the virus to "acquire mutations allowing it to be transmitted to people and risk future pandemics."

These risks are not addressed in the report from Animal Services, which does not explain how the City would reduce disease transmission risks.

Even if and when requirements are ultimately developed regarding coop cleanliness, prompt disposal of dead animals, timely waste management, and other key factors, there is no way to entirely prevent the inevitable spread of disease between wild animals, backyard hens, and even humans. This is especially true given the limited physical and financial capacity of City officials to consistently inspect and enforce the requirements of sanitary backyard hen ownership at all sites. The simple fact remains that increasing the number of backyard coops in Winnipeg would increase the risk of disease transmission.

Assuming all of these risks – and the significant expenses involved in oversight and enforcement of this program as well as training for enforcement staff – simply cannot be justified.

E. Conclusion

In summary, as Canada's leading animal protection groups we thank you for engaging in this review of Winnipeg's RPO Bylaw. First and foremost, we urge you to reject the Standing Committee's Recommendation to delete Recommendation 5 put forward by Animal Services, putting an unexpected and premature halt to the good and important work that has been going on to determine whether amendments to the Bylaw are necessary with respect to exotic animal ownership in Winnipeg.

We also urge you to support the recommendation to eliminate the city's unscientific and ineffective ban on pit bulls and pit bull-type dogs and reject the proposal to consider recommendations next year regarding an urban chicken-keeping pilot project in Winnipeg. At the very least, we urge you to engage in more detailed consideration of the risks and benefits associated with such a program before allowing it to proceed in the city in the future.

Yours truly,

[13] https://www.cbc.ca/news/canada/manitoba/suspected-avian-flu-cases-manitoba-1.6421041

Kaitlyn Mitchell
Staff Lawyer, Animal Justice

Michèle Hamers
Wildlife Campaign Manager, World Animal Protection

Rob Laidlaw
Executive Director, Zoocheck

Ewa Demianowicz
Senior Campaign Manager, Humane Society International/Canada

Kira Berkeley & Krystal-Anne Roussel
Co-Directors, AEL Advocacy

Danae Tonge
Organizer, Manitoba Animal Save

Sophie Gaillard
Director of Animal Advocacy and Legal Affairs, Montreal SPCA

Kathy Duncan
Director, National Programs, Humane Canada™

Animal Justice Canada
5700-100 King Street West, Toronto, Ontario M5X 1C7
info@animaljustice.ca



Strong majority of City of Winnipeg residents want the City of Winnipeg to regulate cat and dog breeders.

Key Findings

1

Regulating Cat and Dog Breeders

Nine in ten Winnipeg residents support (74%) or somewhat support (16%) the City of Winnipeg regulating cat and dog breeders, including requiring breeders to obtain a permit and demonstrate a history of responsible breeding. Older residents (aged 55 plus) (87%) are more likely to support this than younger residents (aged 18 to 34) (64%).

2

Ban on Outdoor Lethal Traps

Two in three Winnipeg residents support (47%) or somewhat support (19%) a ban on the outdoor use of lethal traps in the City of Winnipeg by private citizens. Women (51%) and residents aged 55 and over (54%) are more likely to support this than men (42%) and older residents (aged 18 to 34) (38%).

3

Trading of Wild Animals

Just over two in three Winnipeg residents oppose (52%) or somewhat oppose (16%) the capturing, breeding and trading of wild animals such as turtles, snakes and parrots for the exotic pet industry. Residents aged 55 and over are over two times more likely to oppose this (70%) than residents aged 18 to 34 (32%).

Key Findings

4

Keeping Various Animals as Pets

A majority of Winnipeg residents are opposed or somewhat opposed to people living in the City of Winnipeg being allowed to keep big animals, wide-ranging animals, animals whose environmental conditions, including climate, cannot be replicated in captivity, animals of which little information about their living condition and behaviour is available, animals that are potentially dangerous for humans, and animals that are endangered or threatened in the wild as pets.

5

Top Three Concerns for Ownership of Exotic Animals

When asked to rank their top three concerns when it comes to the sale and ownership of wild exotic animals as pets in the City of Winnipeg, residents most often ranked exotic animals may be sickened or die when owners do not know how to care for them properly as their top concern (16%), followed by exotic animals may become aggressive and hurt someone (16%), and exotic animals may be neglected or treated inhumanely (14%).

Support for City regulating cat and dog breeders

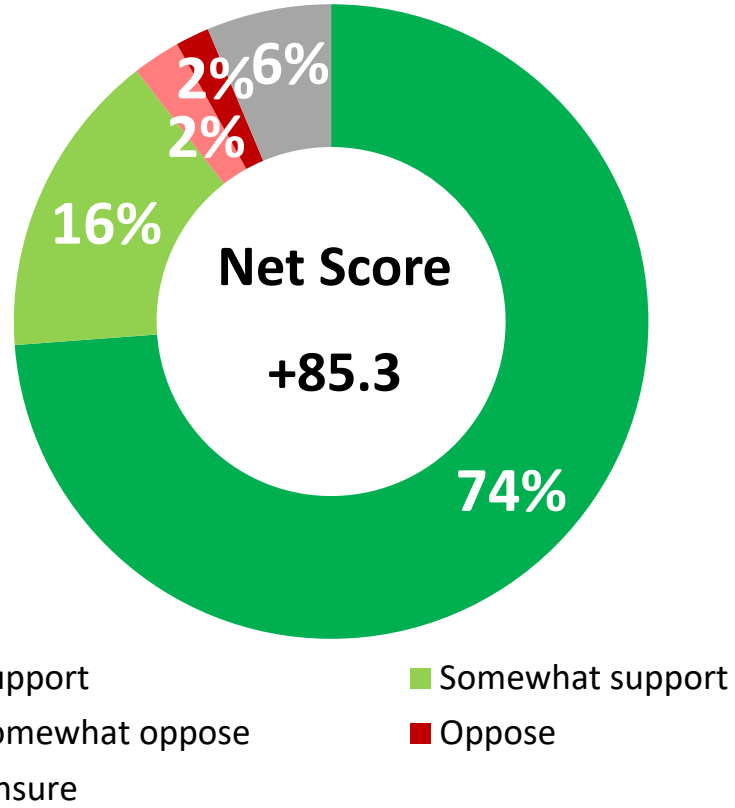

Q The City of Winnipeg currently has no permits or regulations to address cat and dog breeding operations, including commercial breeders known as puppy mills where animals can be kept in crowded or unsanitary conditions. City of Winnipeg proposals are aimed at addressing concerns about unnecessary euthanasia of animals and the strain that stray and unwanted cats and dogs place on local shelters and rescue groups. Do you support, somewhat support, somewhat oppose or oppose the City of Winnipeg regulating cat and dog breeders, including requiring breeders to obtain a permit and demonstrate a history of responsible breeding?

Support/ Somewhat support	18 to 34 (n=103)	35 to 54 (n=158)	55 plus (n=243)	
	82.4%	**89.7%**	**95.9%**	
	Men (n=250)	Women (n=251)	Have or have had a pet (n=394)	Have never had a pet (n=93)
	87.1%	**92.0%**	**92.4%**	**80.0%**

*Weighted to the true population proportion.
*Charts may not add up to 100 due to rounding.
*The net score is the difference between all positive and negative numbers in a question.

Source: Nanos Research, representative online survey, November 2nd to 7th, 2021 , n=504 residents of the City of Winnipeg, aged 18 and over.

© NANOS RESEARCH

Support for ban on outdoor use of lethal traps by private citizens

Q

Lethal wildlife traps, such as leg-hold traps and lethal snares, can be set by individuals concerned about property damage or safety risks posed by wild animals in the City of Winnipeg. Concerns have been raised about the risks that these traps pose to pet dogs and other non-target animals who can be injured or killed when they are caught in traps. Do you support, somewhat support, somewhat oppose, or oppose a ban on the outdoor use of lethal traps in the City of Winnipeg by private citizens?

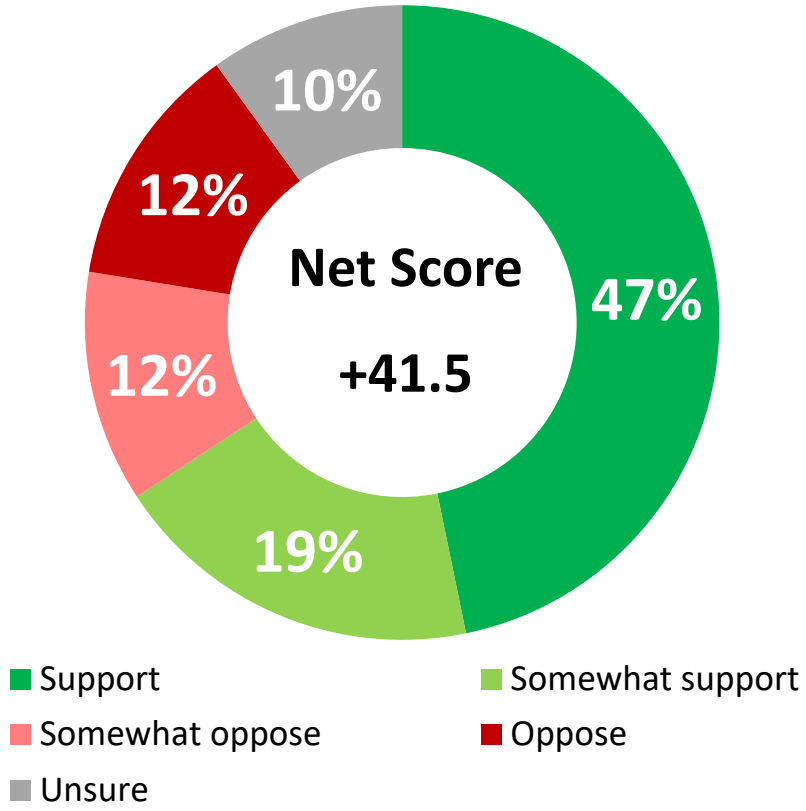

Support/ Somewhat support				
	18 to 34 (n=103)	35 to 54 (n=158)	55 plus (n=242)	
	62.5%	**64.4%**	**70.2%**	
	Men (n=249)	Women (n=251)	Have or have had a pet (n=393)	Have never had a pet (n=93)
	65.4%	**66.0%**	**69.8%**	**54.2%**

*Weighted to the true population proportion.
*Charts may not add up to 100 due to rounding.
*The net score is the difference between all positive and negative numbers in a question.

Source: Nanos Research, representative online survey, November 2nd to 7th, 2021 , n=504 residents of the City of Winnipeg, aged 18 and over.

© NANOS RESEARCH

Support for capturing, breeding and trading of wild animals for the exotic pet industry

Q

According to the Intergovernmental Science-Policy Platform on Biodiversity and Ecosystem Services (IPBES), the exotic pet trade contributes to wild animal population decline, spreading diseases which can be transmitted from animal to human, as well as animal suffering. Do you support, somewhat support, somewhat oppose or oppose the capturing, breeding and trading of wild animals for the exotic pet industry (e.g., turtles, snakes, parrots)?

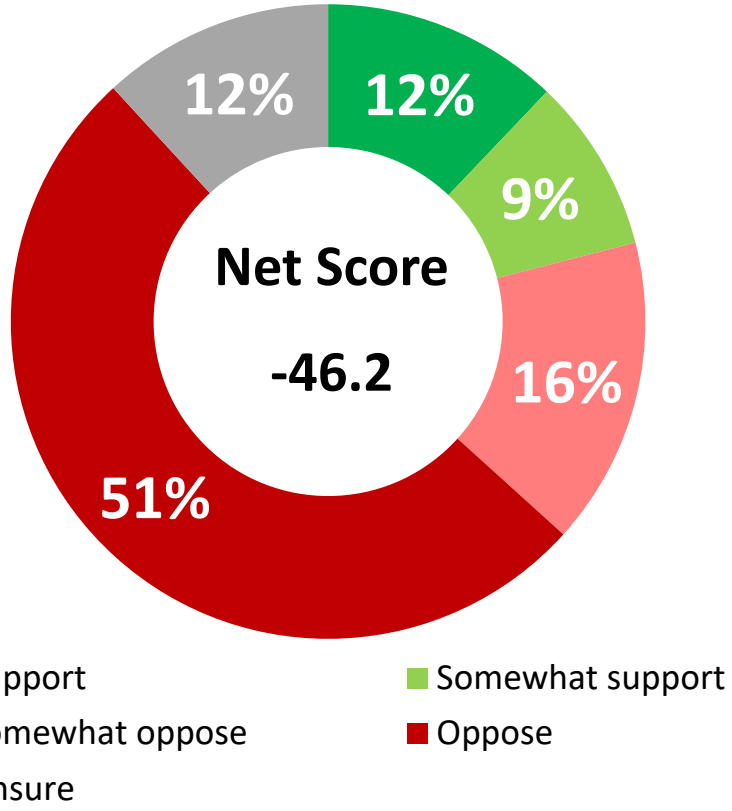

Oppose/ Somewhat oppose

18 to 34 (n=103)	35 to 54 (n=157)	55 plus (n=242)	
53.7%	**68.0%**	**78.9%**	
Men (n=249)	Women (n=250)	Have or have had a pet (n=392)	Have never had a pet (n=93)
63.6%	**70.5%**	**69.9%**	**54.7%**

*Weighted to the true population proportion.
*Charts may not add up to 100 due to rounding.
*The net score is the difference between all positive and negative numbers in a question.

Source: Nanos Research, representative online survey, November 2nd to 7th, 2021 , n=504 residents of the City of Winnipeg, aged 18 and over.

© NANOS RESEARCH

Views on people being allowed to keep types of animal as a pet

Q For each type of animal listed below, please indicate whether you support, somewhat support, somewhat oppose or oppose people living in the City of Winnipeg being allowed to keep that type of animal as a pet. [RANDOMIZE]

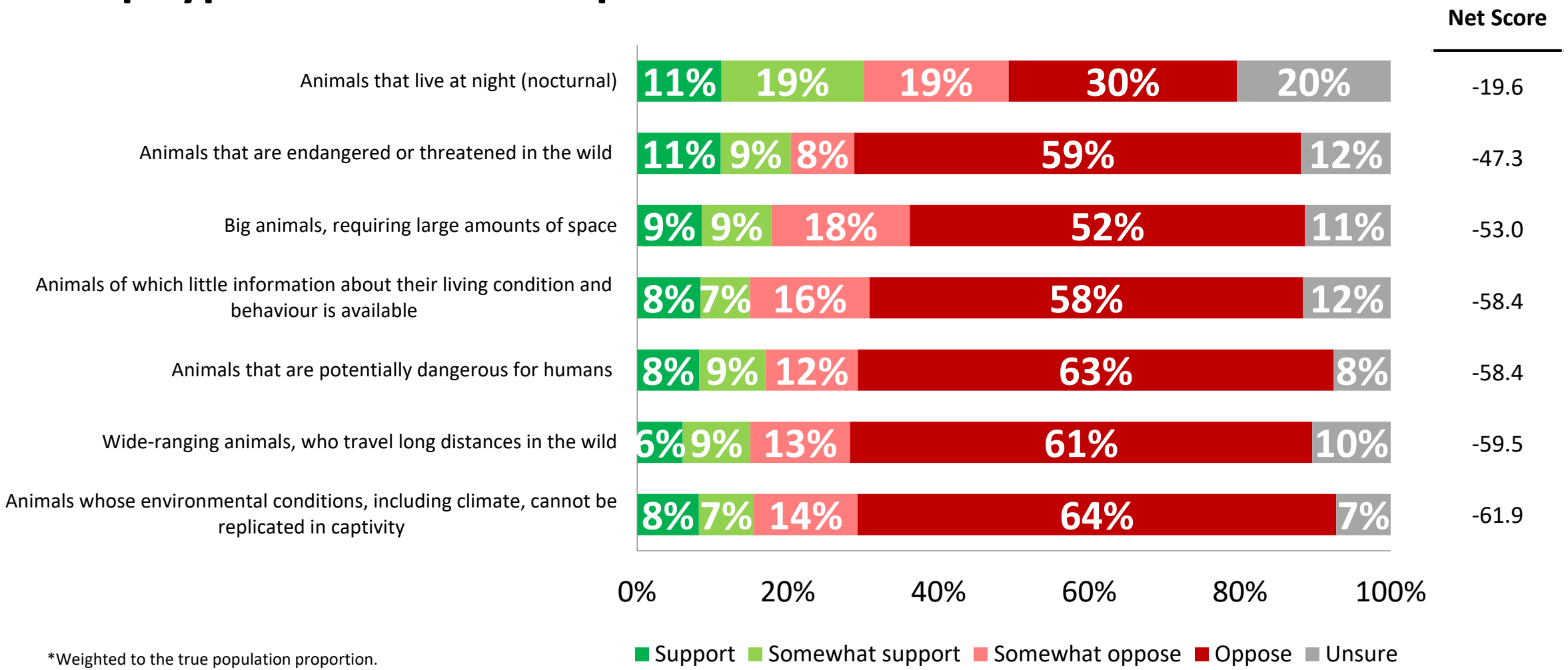

*Weighted to the true population proportion.
*Charts may not add up to 100 due to rounding.
*The net score is the difference between all positive and negative numbers in a question.

Source: Nanos Research, representative online survey, November 2nd to 7th, 2021 , n=504 residents of the City of Winnipeg, aged 18 and over.

© NANOS RESEARCH

Views on people being allowed to keep big animals requiring large amounts of space

Q For each type of animal listed below, please indicate whether you support, somewhat support, somewhat oppose or oppose people living in the City of Winnipeg being allowed to keep that type of animal as a pet. [RANDOMIZE]

Big animals, requiring large amounts of space

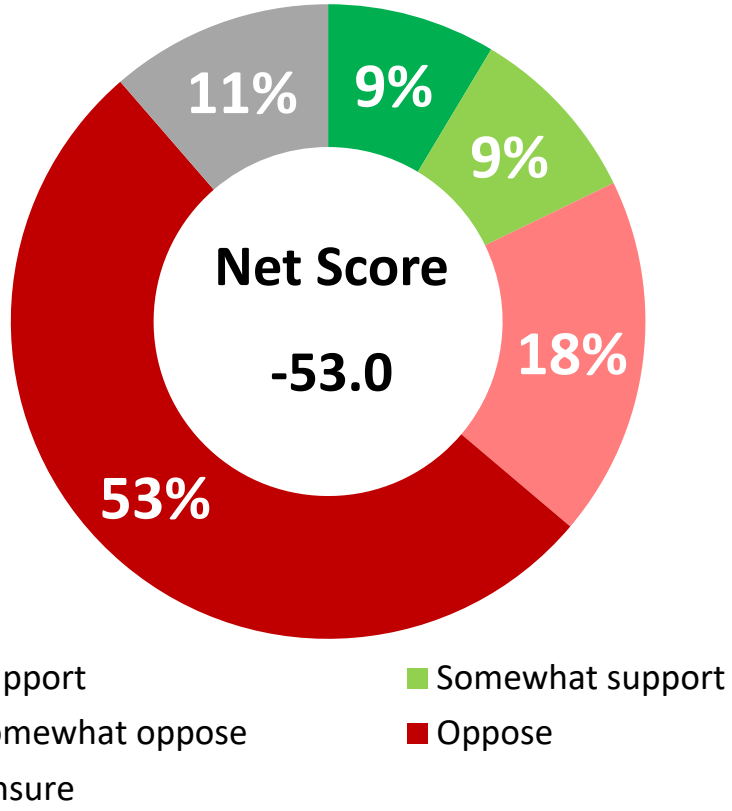

Oppose/ Somewhat oppose	18 to 34 (n=103)	35 to 54 (n=158)	55 plus (n=243)	
	55.2%	**70.1%**	**86.2%**	
	Men (n=250)	Women (n=251)	Have or have had a pet (n=394)	Have never had a pet (n=93)
	65.3%	**75.6%**	**71.6%**	**67.7%**

*Weighted to the true population proportion.
*Charts may not add up to 100 due to rounding.
*The net score is the difference between all positive and negative numbers in a question.

Source: Nanos Research, representative online survey, November 2nd to 7th, 2021 , n=504 residents of the City of Winnipeg, aged 18 and over.

© NANOS RESEARCH

Views on people being allowed to keep wide-ranging animals who travel long distances in the wild

Q For each type of animal listed below, please indicate whether you support, somewhat support, somewhat oppose or oppose people living in the City of Winnipeg being allowed to keep that type of animal as a pet. [RANDOMIZE]

Wide-ranging animals, who travel long distances in the wild

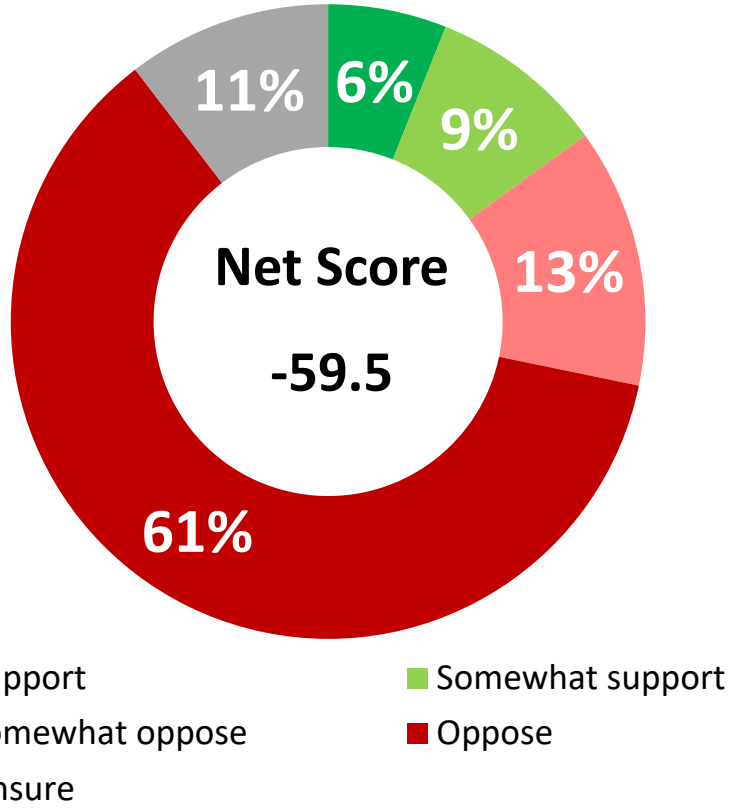

Oppose/ Somewhat oppose	18 to 34 (n=103)	35 to 54 (n=158)	55 plus (n=242)	
	59.6%	**75.2%**	**88.0%**	
	Men (n=249)	Women (n=251)	Have or have had a pet (n=393)	Have never had a pet (n=93)
	70.0%	**78.5%**	**77.8%**	**62.2%**

*Weighted to the true population proportion.
*Charts may not add up to 100 due to rounding.
*The net score is the difference between all positive and negative numbers in a question.

Source: Nanos Research, representative online survey, November 2nd to 7th, 2021 , n=503 residents of the City of Winnipeg, aged 18 and over.

© NANOS RESEARCH

Views on people being allowed to keep animals whose environmental conditions cannot be replicated in captivity

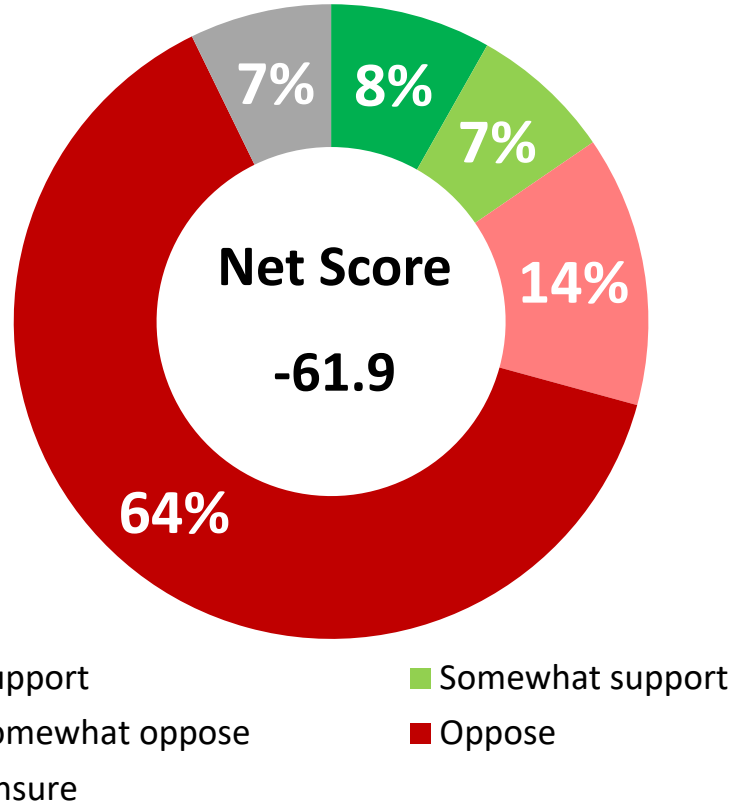

Q For each type of animal listed below, please indicate whether you support, somewhat support, somewhat oppose or oppose people living in the City of Winnipeg being allowed to keep that type of animal as a pet. [RANDOMIZE]

Animals whose environmental conditions, including climate, cannot be replicated in captivity

Oppose/ Somewhat oppose

18 to 34 (n=102)	35 to 54 (n=158)	55 plus (n=242)	
67.2%	**75.2%**	**88.8%**	
Men (n=248)	Women (n=251)	Have or have had a pet (n=394)	Have never had a pet (n=91)
73.8%	**80.6%**	**79.6%**	**72.3%**

*Weighted to the true population proportion.
*Charts may not add up to 100 due to rounding.
*The net score is the difference between all positive and negative numbers in a question.

Source: Nanos Research, representative online survey, November 2nd to 7th, 2021 , n=502 residents of the City of Winnipeg, aged 18 and over.

© NANOS RESEARCH

Views on people being allowed to keep animals of which little information about their living condition and behaviour is available

Q For each type of animal listed below, please indicate whether you support, somewhat support, somewhat oppose or oppose people living in the City of Winnipeg being allowed to keep that type of animal as a pet. [RANDOMIZE]

Animals of which little information about their living condition and behaviour is available

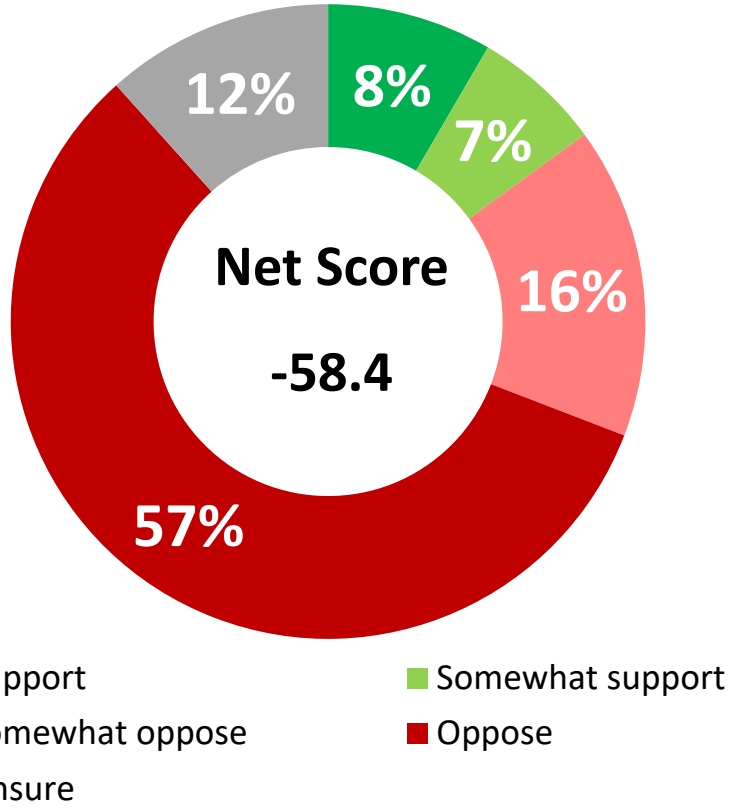

Oppose/ Somewhat oppose	18 to 34 (n=103)	35 to 54 (n=158)	55 plus (n=242)	
	61.1%	**73.2%**	**85.2%**	
	Men (n=249)	Women (n=251)	Have or have had a pet (n=393)	Have never had a pet (n=93)
	70.3%	**76.4%**	**75.1%**	**68.0%**

*Weighted to the true population proportion.
*Charts may not add up to 100 due to rounding.
*The net score is the difference between all positive and negative numbers in a question.

Source: Nanos Research, representative online survey, November 2nd to 7th, 2021 , n=503 residents of the City of Winnipeg, aged 18 and over.

© NANOS RESEARCH

Views on people being allowed to keep animals that are potentially dangerous for humans

Q For each type of animal listed below, please indicate whether you support, somewhat support, somewhat oppose or oppose people living in the City of Winnipeg being allowed to keep that type of animal as a pet. [RANDOMIZE]

Animals that are potentially dangerous for humans

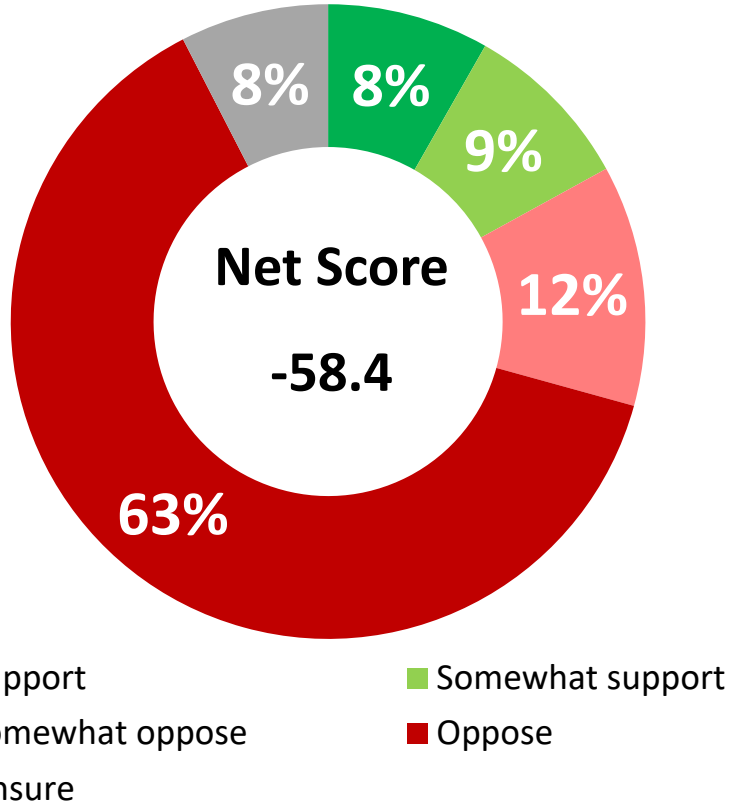

Oppose/ Somewhat oppose	18 to 34 (n=103)	35 to 54 (n=158)	55 plus (n=242)	
	64.1%	**71.8%**	**89.8%**	
	Men (n=249)	Women (n=251)	Have or have had a pet (n=394)	Have never had a pet (n=93)
	69.5%	**81.1%**	**77.9%**	**62.9%**

*Weighted to the true population proportion.
*Charts may not add up to 100 due to rounding.
*The net score is the difference between all positive and negative numbers in a question.

Source: Nanos Research, representative online survey, November 2nd to 7th, 2021 , n=503 residents of the City of Winnipeg, aged 18 and over.

© NANOS RESEARCH

Views on people being allowed to keep animals that are endangered or threatened in the wild

Q For each type of animal listed below, please indicate whether you support, somewhat support, somewhat oppose or oppose people living in the City of Winnipeg being allowed to keep that type of animal as a pet. [RANDOMIZE]

Animals that are endangered or threatened in the wild

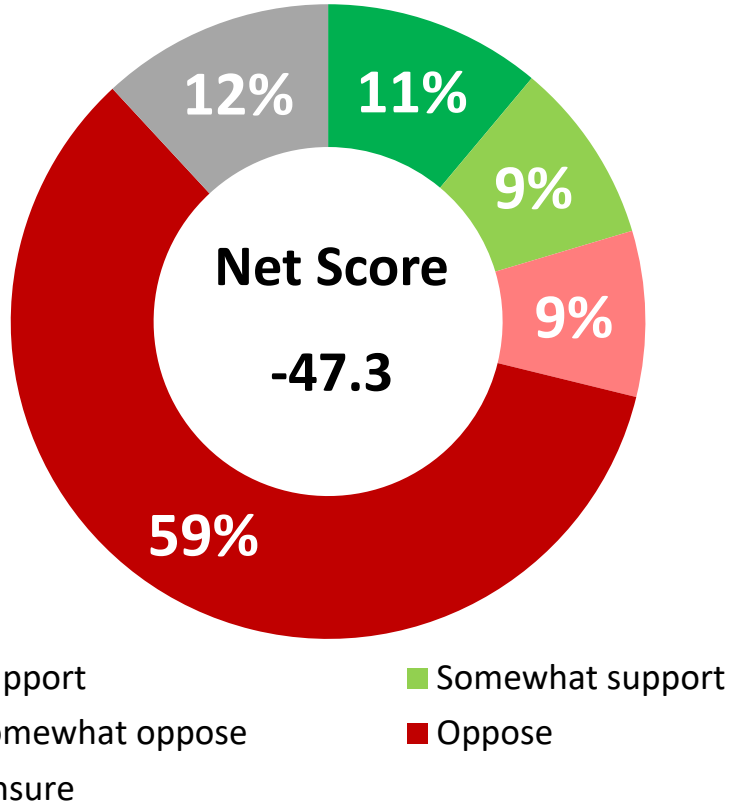

Oppose/ Somewhat oppose	18 to 34 (n=103)	35 to 54 (n=157)	55 plus (n=243)	
	54.4%	**67.3%**	**80.6%**	
	Men (n=250)	Women (n=250)	Have or have had a pet (n=393)	Have never had a pet (n=93)
	64.9%	**70.0%**	**70.9%**	**58.8%**

*Weighted to the true population proportion.
*Charts may not add up to 100 due to rounding.
*The net score is the difference between all positive and negative numbers in a question.

Source: Nanos Research, representative online survey, November 2nd to 7th, 2021 , n=503 residents of the City of Winnipeg, aged 18 and over.

© NANOS RESEARCH

Views on people being allowed to keep animals that live at night

Q For each type of animal listed below, please indicate whether you support, somewhat support, somewhat oppose or oppose people living in the City of Winnipeg being allowed to keep that type of animal as a pet. [RANDOMIZE]

Animals that live at night (nocturnal)

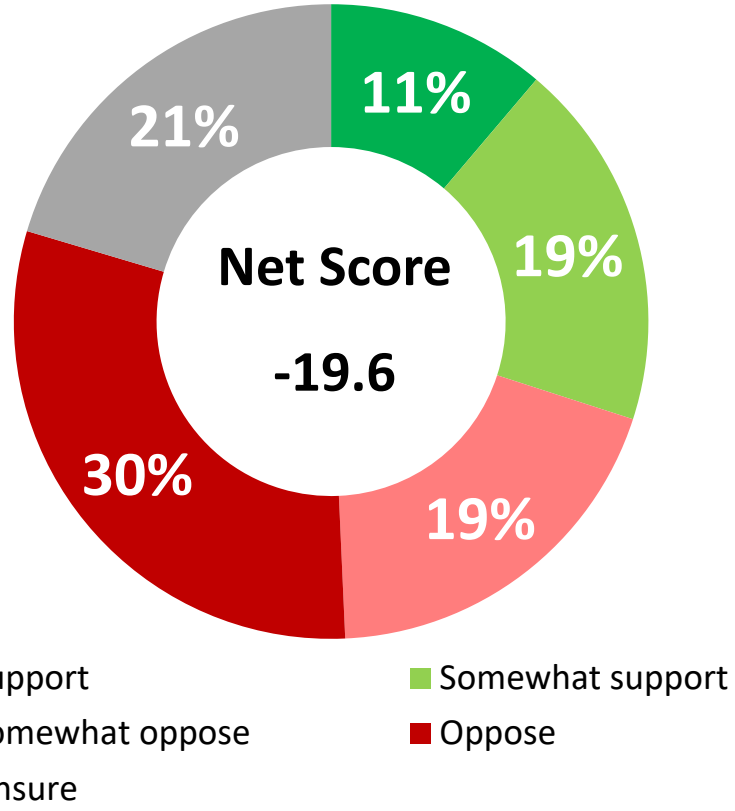

Oppose/ Somewhat oppose

18 to 34 (n=103)	35 to 54 (n=158)	55 plus (n=243)	
34.6%	**44.7%**	**68.7%**	
Men (n=250)	Women (n=251)	Have or have had a pet (n=394)	Have never had a pet (n=93)
46.5%	**52.7%**	**50.7%**	**47.1%**

*Weighted to the true population proportion.
*Charts may not add up to 100 due to rounding.
*The net score is the difference between all positive and negative numbers in a question.

Source: Nanos Research, representative online survey, November 2nd to 7th, 2021 , n=504 residents of the City of Winnipeg, aged 18 and over.

© NANOS RESEARCH

Top concerns when it comes to the sale and ownership of exotic pets in Winnipeg

Q Please rank your top three concerns when it comes to the sale and ownership of exotic pets in Winnipeg, where 1 is the most concerning, 2 is the second most concerning and 3 is the third most concerning.

TOP RESPONSES

	Rank 1 (n=504)	Rank 2 (n=493)	Rank 3 (n=485)
Exotic animals may be sickened or die when owners do not know how to care for them properly	15.8%	17.2%	12.3%
Exotic animals may become aggressive and hurt someone	15.6%	14.8%	11.3%
Exotic animals that have been caught from the wild	14.5%	7.1%	10.6%
Exotic animals may be neglected or treated inhumanely	14.3%	14.2%	10.8%
Exotic animals may be released into the local environment, threatening the survival of local wildlife	10.9%	13.3%	11.6%
Exotic animals may spread disease to people	9.8%	10.7%	13.2%
Exotic animals may be bred inhumanely	7.3%	10.0%	11.6%
Exotic animals for which Winnipeg Humane Society and Winnipeg Animal Services don't have the capacity, resources or expertise to take in and/or rehome	6.4%	6.7%	12.0%
Lack of access to specialized veterinary care when exotic animals get sick	3.9%	6.1%	6.6%
Unsure	1.6%	-	-

Source: Nanos Research, representative online survey, November 2nd to 7th, 2021 , n=504 residents of the City of Winnipeg, aged 18 and over.

© NANOS RESEARCH



METHODOLOGY

On behalf of World Animal Protection Winnipeg, Nanos conducted an online representative survey of 504 residents of the City of Winnipeg, aged 18 and over between November 2nd and 7th, 2021.

The results were statistically checked and weighted by age and gender using the latest Census information and the sample is geographically stratified to be representative of the City of Winnipeg.

The research was commissioned by World Animal Protection Winnipeg and was conducted by Nanos Research.

Note: Charts may not add up to 100 due to rounding.

TECHNICAL NOTE

Element	Description
Research sponsor	World Animal Protection Winnipeg
Population and Final Sample Size	504 residents of the City of Winnipeg
Source of Sample	Prodege
Type of Sample	Representative non-probability
Margin of Error	No margin of error applies to this research.
Mode of Survey	Online survey
Sampling Method Base	Non-probability.
Demographics (Captured)	City of Winnipeg; Men and Women; 18 years or older. Six digit postal code was used to validate geography.
Demographics (Other)	Age, gender, education, income
Field Dates	November 2nd to 7th, 2021.
Language of Survey	The survey was conducted in both English and French.
Standards	Nanos Research is a member of the Canadian Research Insights Council (CRIC) and confirms that this research fully complies with all CRIC Standards including the CRIC Public Opinion Research Standards and Disclosure Requirements. https://canadianresearchinsightscouncil.ca/standards/

Element	Description
Weighting of Data	The results were weighted by age and gender using the latest Census information (2016) and the sample is geographically stratified to ensure a distribution across all regions of the City of Winnipeg. See tables for full weighting disclosure.
Screening	Screening ensured potential respondents did not work in the market research industry, in the advertising industry, or in the media prior to administering the survey to ensure the integrity of the data.
Excluded Demographics	Individuals younger than 18 years old; individuals without internet access could not participate.
Stratification	By age and gender using the latest Census information (2016) and the sample is geographically stratified to be representative of the City of Winnipeg.
Estimated Response Rate	Not applicable.
Question Order	Question order in the preceding report reflects the order in which they appeared in the original questionnaire.
Question Content	All questions asked are contained in the report.
Question Wording	The questions in the preceding report are written exactly as they were asked to individuals.
Research/Data Collection Supplier	Nanos Research
Contact	Contact Nanos Research for more information or with any concerns or questions. http://www.nanos.co Telephone:(613) 234-4666 ext. 237 Email: info@nanosresearch.com.

ABOUT NANOS

As one of North America's premier market and public opinion research firms, we put strategic intelligence into the hands of decision makers. The majority of our work is for private sector and public facing organizations and ranges from market studies, managing reputation through to leveraging data intelligence. Nanos Research offers a vertically integrated full service quantitative and qualitative research practice to attain the highest standards and the greatest control over the research process. www.nanos.co

This international joint venture between dimap and Nanos brings together top research and data experts from North American and Europe to deliver exceptional data intelligence to clients. The team offers data intelligence services ranging from demographic and sentiment microtargeting; consumer sentiment identification and decision conversion; and, data analytics and profiling for consumer persuasion. www.nanosdimap.com

NRM is an affiliate of Nanos Research and Rutherford McKay Associates. Our service offerings are based on decades of professional experience and extensive research and include public acceptance and engagement, communications audits, and narrative development. www.nrmpublicaffairs.com

TABULATIONS



2021-1990 – World Animal Protection – City of Winnipeg Survey – STAT SHEET

				Gender			Age			Pet(s) in household	
			City of Winnipeg 2021-11	Male	Female	Other	18 to 34	35 to 54	55 plus	I have or have had a pet in my household	I have never had a pet in my household
Question - The City of Winnipeg currently has no permits or regulations to address cat and dog breeding operations, including commercial breeders known as puppy mills where animals can be kept in crowded or unsanitary conditions. City of Winnipeg proposals are aimed at addressing concerns about unnecessary euthanasia of animals and the strain that stray and unwanted cats and dogs place on local shelters and rescue groups. Do you support, somewhat support, somewhat oppose or oppose the City of Winnipeg regulating cat and dog breeders, including requiring breeders to obtain a permit and demonstrate a history of responsible breeding?	Total	Unwgt N	504	250	251	3	103	158	243	394	93
		Wgt N	503	241	259	3	159	173	170	383	102
	Support	%	73.8	70.4	77.1		64.0	69.9	87.0	80.1	55.3
	Somewhat support	%	15.7	16.7	14.9		18.4	19.9	8.9	12.3	24.7
	Somewhat oppose	%	2.4	2.9	1.7		4.4	2.5	0.5	1.4	4.6
	Oppose	%	1.7	2.1	1.4		2.2	1.3	1.6	2.3	0.0
	Unsure	%	6.3	7.9	5.0		11.0	6.4	1.9	4.0	15.5

© NANOS RESEARCH

2021-1990 – World Animal Protection – City of Winnipeg Survey – STAT SHEET

				Gender			Age			Pet(s) in household	
			City of Winnipeg 2021-11	Male	Female	Other	18 to 34	35 to 54	55 plus	I have or have had a pet in my household	I have never had a pet in my household
Question - Lethal wildlife traps, such as leg-hold traps and lethal snares, can be set by individuals concerned about property damage or safety risks posed by wild animals in the City of Winnipeg. Concerns have been raised about the risks that these traps pose to pet dogs and other non-target animals who can be injured or killed when they are caught in traps. Do you support, somewhat support, somewhat oppose, or oppose a ban on the outdoor use of lethal traps in the City of Winnipeg by private citizens?	Total	Unwgt N	503	249	251	3	103	158	242	393	93
		Wgt N	502	240	259	3	159	173	170	383	102
	Support	%	46.8	41.8	51.1		37.5	48.5	53.7	51.5	30.2
	Somewhat support	%	19.0	23.6	14.9		24.9	15.9	16.5	18.4	24.0
	Somewhat oppose	%	11.8	11.7	11.7		13.2	12.7	9.5	10.2	16.9
	Oppose	%	12.5	12.5	12.6		8.8	12.0	16.4	12.1	10.6
	Unsure	%	9.9	10.3	9.7		15.4	10.8	3.9	7.9	18.3

				Gender			Age			Pet(s) in household	
			City of Winnipeg 2021-11	Male	Female	Other	18 to 34	35 to 54	55 plus	I have or have had a pet in my household	I have never had a pet in my household
Question - According to the Intergovernmental Science-Policy Platform on Biodiversity and Ecosystem Services (IPBES), the exotic pet trade contributes to wild animal population decline, spreading diseases which can be transmitted from animal to human, as well as animal suffering. Do you support, somewhat support, somewhat oppose or oppose the capturing, breeding and trading of wild animals for the exotic pet industry (e.g., turtles, snakes, parrots)?	Total	Unwgt N	502	249	250	3	103	157	242	392	93
		Wgt N	501	240	258	3	159	172	170	382	102
	Support	%	12.1	12.7	11.7		13.9	9.6	13.0	11.1	15.6
	Somewhat support	%	8.9	11.0	6.6		11.0	9.7	6.0	9.1	9.6
	Somewhat oppose	%	15.7	16.7	14.6		16.9	16.5	13.8	15.2	16.5
	Oppose	%	51.5	46.9	55.9		36.8	51.5	65.2	54.7	38.1
	Unsure	%	11.8	12.8	11.1		21.3	12.7	2.1	9.9	20.2

© NANOS RESEARCH

2021-1990 – World Animal Protection – City of Winnipeg Survey – STAT SHEET

For each type of animal listed below, please indicate whether you support, somewhat support, somewhat oppose or oppose the keeping of that type of animal as a pet by residents in the City of Winnipeg. [RANDOMIZE]

				Gender			Age			Pet(s) in household	
			City of Winnipeg 2021-11	Male	Female	Other	18 to 34	35 to 54	55 plus	I have or have had a pet in my household	I have never had a pet in my household
Question - Big animals, requiring large amounts of space	Total	Unwgt N	504	250	251	3	103	158	243	394	93
		Wgt N	503	241	259	3	159	173	170	383	102
	Support	%	8.6	10.5	6.9		13.9	5.8	6.5	8.1	9.7
	Somewhat support	%	9.2	11.2	7.4		11.7	12.1	3.9	9.9	6.0
	Somewhat oppose	%	18.4	17.6	18.9		23.6	15.9	16.1	17.5	21.3
	Oppose	%	52.5	47.7	56.7		31.7	54.2	70.1	54.0	46.3
	Unsure	%	11.4	13.0	10.0		19.1	12.0	3.4	10.5	16.6

For each type of animal listed below, please indicate whether you support, somewhat support, somewhat oppose or oppose the keeping of that type of animal as a pet by residents in the City of Winnipeg. [RANDOMIZE]

				Gender			Age			Pet(s) in household	
			City of Winnipeg 2021-11	Male	Female	Other	18 to 34	35 to 54	55 plus	I have or have had a pet in my household	I have never had a pet in my household
Question - Wide-ranging animals, who travel long distances in the wild	Total	Unwgt N	503	249	251	3	103	158	242	393	93
		Wgt N	502	240	259	3	159	173	170	383	102
	Support	%	6.0	6.9	5.3		8.1	5.1	5.1	5.3	7.5
	Somewhat support	%	9.0	11.3	6.9		12.5	12.2	2.5	8.5	11.0
	Somewhat oppose	%	13.2	15.5	10.9		15.4	14.7	9.7	12.3	16.7
	Oppose	%	61.4	54.5	67.7		44.2	60.5	78.3	65.5	45.5
	Unsure	%	10.4	11.8	9.2		19.8	7.6	4.4	8.3	19.4

© NANOS RESEARCH

For each type of animal listed below, please indicate whether you support, somewhat support, somewhat oppose or oppose the keeping of that type of animal as a pet by residents in the City of Winnipeg. [RANDOMIZE]

				Gender			Age			Pet(s) in household	
			City of Winnipeg 2021-11	Male	Female	Other	18 to 34	35 to 54	55 plus	I have or have had a pet in my household	I have never had a pet in my household
Question - Animals whose environmental conditions, including climate, cannot be replicated in captivity	Total	Unwgt N	502	248	251	3	102	158	242	394	91
		Wgt N	500	238	259	3	157	173	170	383	100
	Support	%	8.2	8.7	7.8		11.9	7.0	6.0	8.4	5.6
	Somewhat support	%	7.3	9.0	5.4		8.2	12.7	0.9	6.7	7.3
	Somewhat oppose	%	13.8	15.4	12.1		22.4	8.8	10.9	12.4	20.1
	Oppose	%	63.5	58.4	68.6		44.8	66.4	77.9	67.3	52.1
	Unsure	%	7.2	8.5	6.2		12.7	5.1	4.3	5.3	14.9

For each type of animal listed below, please indicate whether you support, somewhat support, somewhat oppose or oppose the keeping of that type of animal as a pet by residents in the City of Winnipeg. [RANDOMIZE]

				Gender			Age			Pet(s) in household	
			City of Winnipeg 2021-11	Male	Female	Other	18 to 34	35 to 54	55 plus	I have or have had a pet in my household	I have never had a pet in my household
Question - Animals of which little information about their living condition and behaviour is available	Total	Unwgt N	503	249	251	3	103	158	242	393	93
		Wgt N	502	240	259	3	159	173	170	383	102
	Support	%	8.4	10.1	7.0		12.5	7.7	5.3	8.0	8.9
	Somewhat support	%	6.6	8.4	4.5		7.3	9.7	2.6	6.6	6.5
	Somewhat oppose	%	15.9	15.5	16.4		21.3	16.2	10.4	15.5	17.2
	Oppose	%	57.5	54.8	60.0		39.7	56.9	74.8	59.6	50.8
	Unsure	%	11.6	11.2	12.1		19.1	9.4	6.8	10.3	16.5

© NANOS RESEARCH

2021-1990 – World Animal Protection – City of Winnipeg Survey – STAT SHEET

For each type of animal listed below, please indicate whether you support, somewhat support, somewhat oppose or oppose the keeping of that type of animal as a pet by residents in the City of Winnipeg. [RANDOMIZE]

				Gender			Age			Pet(s) in household	
			City of Winnipeg 2021-11	Male	Female	Other	18 to 34	35 to 54	55 plus	I have or have had a pet in my household	I have never had a pet in my household
Question - Animals that are potentially dangerous for humans	Total	Unwgt N	503	249	251	3	103	158	242	394	92
		Wgt N	502	240	259	3	159	173	170	383	102
	Support	%	8.2	10.3	6.5		8.8	9.7	6.2	7.0	14.3
	Somewhat support	%	8.8	12.3	5.2		12.4	11.4	2.6	8.8	9.2
	Somewhat oppose	%	12.3	13.7	11.1		22.0	10.7	4.7	11.9	10.2
	Oppose	%	63.2	55.8	69.9		42.0	61.1	85.1	66.0	52.7
	Unsure	%	7.6	8.0	7.3		14.7	7.0	1.4	6.3	13.7

For each type of animal listed below, please indicate whether you support, somewhat support, somewhat oppose or oppose the keeping of that type of animal as a pet by residents in the City of Winnipeg. [RANDOMIZE]

				Gender			Age			Pet(s) in household	
			City of Winnipeg 2021-11	Male	Female	Other	18 to 34	35 to 54	55 plus	I have or have had a pet in my household	I have never had a pet in my household
Question - Animals that are endangered or threatened in the wild	Total	Unwgt N	503	250	250	3	103	157	243	393	93
		Wgt N	502	241	258	3	159	172	170	382	102
	Support	%	11.1	11.9	10.4		14.7	9.6	9.3	9.9	15.3
	Somewhat support	%	9.3	9.5	9.2		11.8	10.3	6.0	8.1	11.5
	Somewhat oppose	%	8.4	8.6	8.0		11.8	8.8	4.9	6.9	12.5
	Oppose	%	59.3	56.3	62.0		42.7	58.5	75.7	64.0	46.2
	Unsure	%	11.9	13.7	10.3		19.1	12.9	4.2	11.2	14.5

© NANOS RESEARCH

2021-1990 – World Animal Protection – City of Winnipeg Survey – STAT SHEET

For each type of animal listed below, please indicate whether you support, somewhat support, somewhat oppose or oppose the keeping of that type of animal as a pet by residents in the City of Winnipeg. [RANDOMIZE]

				Gender			Age			Pet(s) in household	
			City of Winnipeg 2021-11	Male	Female	Other	18 to 34	35 to 54	55 plus	I have or have had a pet in my household	I have never had a pet in my household
Question - Animals that live at night (nocturnal)	Total	Unwgt N	504	250	251	3	103	158	243	394	93
		Wgt N	503	241	259	3	159	173	170	383	102
	Support	%	11.2	12.7	9.5		18.4	9.6	6.1	11.4	10.0
	Somewhat support	%	18.8	19.3	18.1		21.3	26.0	9.1	18.2	19.0
	Somewhat oppose	%	19.3	21.6	17.4		19.1	18.3	20.6	19.6	19.4
	Oppose	%	30.3	25.0	35.3		15.5	26.4	48.2	31.1	27.7
	Unsure	%	20.4	21.4	19.7		25.7	19.7	16.1	19.6	23.9

Please rank your top three concerns when it comes to the sale and ownership of wild exotic animals as pets in the City of Winnipeg, where 1 is the most concerning, 2 is the second most concerning and 3 is the third most concerning. [RANDOMIZE]

				Gender			Age			Pet(s) in household	
			City of Winnipeg 2021-11	Male	Female	Other	18 to 34	35 to 54	55 plus	I have or have had a pet in my household	I have never had a pet in my household
Question – Rank 1	Total	Unwgt N	504	250	251	3	103	158	243	394	93
		Wgt N	503	241	259	3	159	173	170	383	102
	Exotic animals may become aggressive and hurt someone	%	15.6	16.2	14.9		16.9	12.7	17.4	14.7	20.0
	Exotic animals may be neglected or treated inhumanely	%	14.3	11.0	17.5		18.4	16.1	8.6	17.3	3.3
	Exotic animals may be sickened or die when owners do not know how to care for them properly	%	15.8	14.5	17.1		14.7	19.1	13.3	15.4	14.8
	Exotic animals that have been caught from the wild	%	14.5	15.5	13.4		16.9	13.9	12.8	13.7	17.5
	Exotic animals may be released into the local environment, threatening the survival of local wildlife	%	10.9	10.8	10.8		8.1	8.9	15.7	10.7	10.5
	Exotic animals may spread disease to people	%	9.8	7.8	11.7		9.6	7.5	12.3	9.5	11.6
	Exotic animals may be bred inhumanely	%	7.3	7.1	7.5		5.1	9.4	7.0	7.6	7.1
	Lack of access to specialized veterinary care when exotic animals get sick	%	3.9	5.0	2.9		4.4	5.1	2.2	3.9	4.3
	Exotic animals for which Winnipeg Humane Society and Winnipeg Animal Services don't have the capacity, resources or ex	%	6.4	10.9	2.2		4.4	6.5	8.0	6.2	6.5

© NANOS RESEARCH

	Unsure	%	1.6	1.2	2.0		1.5	0.6	2.7	0.9	4.4

Please rank your top three concerns when it comes to the sale and ownership of wild exotic animals as pets in the City of Winnipeg, where 1 is the most concerning, 2 is the second most concerning and 3 is the third most concerning. [RANDOMIZE]

				Gender			Age			Pet(s) in household	
			City of Winnipeg 2021-11	Male	Female	Other	18 to 34	35 to 54	55 plus	I have or have had a pet in my household	I have never had a pet in my household
Question - Rank 2	Total	Unwgt N	493	245	245	3	100	157	236	389	87
		Wgt N	494	238	253	3	156	172	166	380	97
	Exotic animals may become aggressive and hurt someone	%	14.8	14.6	15.2		12.0	16.6	15.6	13.1	19.2
	Exotic animals may be neglected or treated inhumanely	%	14.2	13.5	14.6		15.0	14.8	12.7	15.2	9.8
	Exotic animals may be sickened or die when owners do not know how to care for them properly	%	17.2	16.9	17.7		17.3	18.4	15.9	19.8	9.2
	Exotic animals that have been caught from the wild	%	7.1	6.8	7.1		8.3	7.1	5.9	7.1	7.2
	Exotic animals may be released into the local environment, threatening the survival of local wildlife	%	13.3	14.6	12.1		13.5	13.4	12.8	10.6	21.5
	Exotic animals may spread disease to people	%	10.7	12.2	8.9		10.5	8.9	12.6	10.6	12.9
	Exotic animals may be bred inhumanely	%	10.0	10.4	9.7		12.0	8.2	9.9	10.9	8.1
	Lack of access to specialized veterinary care when exotic animals get sick	%	6.1	5.0	7.2		5.3	8.2	4.7	6.6	2.9
	Exotic animals for which Winnipeg Humane Society and Winnipeg Animal Services don't have the capacity, resources or ex	%	6.7	6.0	7.5		6.0	4.4	9.9	6.2	9.3

© NANOS RESEARCH

2021-1990 – World Animal Protection – City of Winnipeg Survey – STAT SHEET

Please rank your top three concerns when it comes to the sale and ownership of wild exotic animals as pets in the City of Winnipeg, where 1 is the most concerning, 2 is the second most concerning and 3 is the third most concerning. [RANDOMIZE]

				Gender			Age			Pet(s) in household	
			City of Winnipeg 2021-11	Male	Female	Other	18 to 34	35 to 54	55 plus	I have or have had a pet in my household	I have never had a pet in my household
Question - Rank 3	Total	Unwgt N	485	240	242	3	99	154	232	384	84
		Wgt N	487	235	249	3	155	169	164	376	94
	Exotic animals may become aggressive and hurt someone	%	11.3	14.4	8.4		13.6	9.6	10.8	9.4	20.1
	Exotic animals may be neglected or treated inhumanely	%	10.8	11.0	10.8		11.4	11.0	10.1	12.1	2.1
	Exotic animals may be sickened or die when owners do not know how to care for them properly	%	12.3	11.9	12.8		6.8	15.6	14.0	13.8	7.2
	Exotic animals that have been caught from the wild	%	10.6	10.8	10.5		13.6	7.8	10.5	10.4	12.5
	Exotic animals may be released into the local environment, threatening the survival of local wildlife	%	11.6	9.2	13.6		7.6	13.1	13.8	11.7	13.3
	Exotic animals may spread disease to people	%	13.2	15.2	11.5		15.2	15.7	8.8	11.3	18.1
	Exotic animals may be bred inhumanely	%	11.6	11.5	11.0		14.4	11.7	8.7	13.2	6.0
	Lack of access to specialized veterinary care when exotic animals get sick	%	6.6	6.1	7.3		7.6	5.2	7.2	5.9	8.7
	Exotic animals for which Winnipeg Humane Society and Winnipeg Animal Services don't have the capacity, resources or ex	%	12.0	10.0	14.1		9.9	10.2	15.9	12.2	12.0

			Gender				Age		
			City of Winnipeg 2021-11	Male	Female	Other	18 to 34	35 to 54	55 plus
Question - Do have or have you ever had a pet in your household?	Total	Unwgt N	487	245	239	3	100	150	237
		Wgt N	486	236	246	3	155	165	166
	I have or have had a pet in my household	%	78.9	77.6	80.3		70.5	81.8	83.9
	I have never had a pet in my household	%	21.1	22.4	19.7		29.5	18.2	16.1

© NANOS RESEARCH