Winnipeg

Supplement to the 2023 Preliminary Budget



Photo: Kelly Krebs, courtesy Tourism Winnipeg

This page intentionally left blank.

City of Winnipeg

Supplement to the 2023 Preliminary Budget

Winnipeg, Manitoba, Canada

The City of Winnipeg

Winnipeg, Manitoba

Telephone Number: 311

Toll Free: 1-877-311-4WPG (4974)

www.winnipeg.ca

Table of Contents

Reader's Guide 7

Capital Project Summary

Summary of Capital Program 11
Summary of Financing Sources 12
Tax Supported, Transit, and Municipal Accommodations 16
Self-Supporting Utilities 33
Special Operating Agencies 37

Capital Project Detail

Tax Supported, Transit, and Municipal Accommodations 41
Self-Supporting Utilities 206
Special Operating Agencies 263

Listing of Grants/Payments 269

Appendices

Appendix 1 – Major Capital Projects 277
Appendix 2 – Cost Estimate Classification 279
Appendix 3 – Public Private Partnership Payments as a Percentage of Cash to Capital/Canada Community-Building Fund 281
Appendix 4 – Transfers from Other Capital Accounts 283
Appendix 5 – Capital Projects Funded by the Canada Community-Building Fund 287
Appendix 6 – Active Transportation Projects 289
Appendix 7 – Capital Projects Funded by the Province of Manitoba Infrastructure Funding 291

This page intentionally left blank.

Return to Table of Contents

Reader's Guide

This **Reader's Guide** is intended to provide the reader with a basic understanding of the supplement to the 2023 preliminary budget, developed from the budgeting process, as well as briefly describe the document's content and layout.

The **Supplement to the 2023 Preliminary Budget** provides summary and detailed information on capital projects and financing for the capital program, and additional information for the operating budget, set out in the following sections:

- The **Capital Project Summary** provides a listing of capital projects for 2023 through to 2028, highlighting related financing sources.
- The **Capital Project Detail** section gives additional information about each project in the budget, including project descriptions, current year's budget and five-year forecast, cash flow projections, net impact on the operating budget, and previous budget authorizations, if applicable. The capital estimate and service area are identified, as well as the link to OurWinnipeg to ensure all capital projects align with city objectives.
- The **Listing of Grants / Payments** section provides information on grants in the operating, capital, and reserves budgets. The operating grants/payments are separated in to four categories (annual, long-term, other programs and value in kind)
- The **Appendices** provide additional context information in support of the budget documents.

This page intentionally left blank.

Return to Table of Contents

Capital Project Summary

2023 Preliminary Capital Budget
and 2024 to 2028 Five-Year Forecast

Note:

In the attached Capital Project Summary, tax supported capital projects are financed by cash to capital unless other funding is disclosed for the project.

Return to Table of Contents

Table of Contents

Summary of Capital Program 11

Summary of Financing Sources 12

Tax Supported, Transit, and Municipal Accommodations

- Public Works 16
- Community Services 21
- Winnipeg Police Service 23
- Fire Paramedic Service 25
- Planning, Property and Development 26
- Municipal Accommodations 27
- City Clerks 27
- Innovation and Technology 28
- Customer Service and Communications 29
- Assessment and Taxation 30
- Transit 30

Self-Supporting Utilities

- Waterworks System 33
- Sewage Disposal System 34
- Solid Waste Disposal System 36
- Land Drainage Utility 36

Special Operating Agencies

- Winnipeg Fleet Management Agency 37
- Winnipeg Parking Authority 37

To Table of Contents

CAPITAL PROJECT SUMMARY *(in Thousands of $)*	ADOPTED BUDGET	PRELIMINARY						6-YEAR TOTAL
		BUDGET	FORECAST					
	2022	2023	2024	2025	2026	2027	2028	2023-2028
SUMMARY OF CAPITAL PROGRAM								
Public Works	193,841	199,242	182,280	198,591	211,366	223,100	238,536	1,253,115
Community Services	32,883	26,885	8,099	7,235	9,945	9,238	7,807	69,209
Winnipeg Police Service	5,047	3,034	3,480	2,098	8,027	4,152	7,037	27,828
Fire Paramedic Service	20,283	2,142	11,631	816	8,067	5,688	16,769	45,113
Planning, Property and Development	2,632	553	637	402	827	474	560	3,453
City Clerks	210	643	12,147	100	200	300	150	13,540
Corporate Finance	20,000							
Innovation and Technology	5,288	4,978	2,230	3,127	2,147	1,768	1,424	15,674
Customer Service and Communication		277	315	145	107	223		1,067
Assessment and Taxation	597	3,311	8,326	412	600	460	800	13,909
Total Tax Supported	280,781	241,065	229,145	212,926	241,286	245,403	273,083	1,442,908
Municipal Accommodations	2,804	6,786	2,660	943	2,236	2,311	642	15,578
Transit	99,915	129,829	128,988	69,761	133,263	24,592	43,683	530,116
Total Tax Supported, Transit and Municipal Accommodations	383,500	377,680	360,793	283,630	376,785	272,306	317,408	1,988,602
Self-Supporting Utilities								
Waterworks System	33,715	50,500	43,495	48,965	51,970	69,725	75,780	340,435
Sewage Disposal System	77,820	113,755	90,305	119,065	114,090	116,155	66,910	620,280
Solid Waste Disposal	6,170	4,650	2,350	1,900	4,200	3,900	4,180	21,180
Land Drainage Utility	8,800	3,315	5,985	7,800	3,600	5,400	3,600	29,700
Total Self-Supporting Utilities	126,505	172,220	142,135	177,730	173,860	195,180	150,470	1,011,595
Special Operating Agencies								
Winnipeg Fleet Management Agency	16,793	16,552	16,876	16,447	16,447	16,447	16,447	99,216
Winnipeg Parking Authority	153	178	158	249	168	200	187	1,140
Total Special Operating Agencies	16,946	16,730	17,034	16,696	16,615	16,647	16,634	100,356
TOTAL CAPITAL PROGRAM	526,951	566,630	519,962	478,056	567,260	484,133	484,512	3,100,553
Rebudget Amounts	(14,621)	(21,261)	(1,709)	(1,646)	(577)	(478)	(134)	(25,805)
Net Capital Investment	512,330	545,369	518,253	476,410	566,683	483,655	484,378	3,074,748

To Table of Contents

CAPITAL PROJECT SUMMARY *(in Thousands of $)*	ADOPTED BUDGET	PRELIMINARY						6-YEAR TOTAL
		BUDGET	FORECAST					
	2022	2023	2024	2025	2026	2027	2028	2023-2028
SUMMARY OF FINANCING SOURCES								
Cash to Capital	3,079	6,419	23,900	22,900	24,520	23,836	27,553	129,128
Frontage Levy	10,000	27,800	27,800	27,800	27,800	27,800	27,800	166,800
Public Private Partnership Annual Service / Financing Payments	(36,476)	(36,788)	(38,540)	(36,064)	(36,540)	(36,321)	(36,843)	(221,096)
Reserves:								
- Transit Bus Replacement			10,686	11,505	8,970	6,232	9,348	46,741
- Transit Infrastructure							15,000	15,000
- Southwest Rapid Transitway (Stage 2) and Pembina Highway Underpass Payment	13,335	13,467	13,862	13,989	14,355	14,020	14,396	84,089
- Water Meter Renewal				16,000	23,000	38,000	36,000	113,000
- Water Main Renewal	18,500	18,000	19,000	19,500	20,250	21,250	22,750	120,750
- Sewer System Rehabilitation	18,000	18,500	21,000	21,000	21,000	21,000	21,000	123,500
- Environmental Projects	30,000	43,000	47,000	41,500	46,500	47,000	30,000	255,000
- Landfill Rehabilitation	1,400	1,400	1,350	1,400	1,400	1,500	900	7,950
- Climate Action		660					330	990
- Waste Diversion	250	590					450	1,040
- Financial Stabilization	1,035	1,035						1,035
- General Purpose		1,000						1,000
- Permit	1,019							
- Land Operating	2,899	965	3,265	965	965	965	965	8,090
- Contributions in Lieu of Land Dedication (Land Dedication Reserve)	1,353							
- Local Street Renewal	45,552	62,852	74,452	86,352	98,552	111,140	124,240	557,588
- Regional Street Renewal	41,588	49,888	51,888	53,988	56,188	58,338	60,638	330,928
Interim Financing / (Repayment)	129		(600)					(600)
Contributions from Other Levels of Government:								
- Canada Community-Building Fund (formerly Federal Gas Tax)	86,751	51,599	57,930	48,420	48,432	48,432	48,432	303,245
- Federal New Building Canada Fund	24,000	13,000						13,000
- Veterans Affairs Canada	150							
- Natural Resources Canada		549	2,048	1,988	2,603			7,188
- Investing in Canada Infrastructure Program (Federal Government)	32,505	43,233	45,599	23,492	48,424			160,748
- Investing in Canada Infrastructure Program (Provincial Government)	21,110	35,953	37,869	19,488	40,932			134,242
- Federal/Provincial Government Funding		20,000						20,000
- Province of Manitoba Strategic Infrastructure Funding	30,100	48,145						48,145
- Province of Manitoba Accelerated Regional Roads	29,100	9,800						9,800
- Shared Health Capital Grant	721	586	929	673	331	1,154	654	4,327
- Funding from Other Municipalities	2,209	850						850

CAPITAL PROJECT SUMMARY *(in Thousands of $)*	ADOPTED BUDGET	PRELIMINARY						6-YEAR TOTAL
		BUDGET	FORECAST					
	2022	2023	2024	2025	2026	2027	2028	2023-2028
Other Funders:								
- Developer Funding / Developer Capacity Charges		400		1,200				1,600
- Future Services Account	200	200	200	200	200	200	200	1,200
- Public Private Partnership			825					825
- Sponsorship / Sponsor Winnipeg	48							
Retained Earnings - Transit	1,615	1,800						1,800
Retained Earnings - Self-supporting Utilities	36,005	38,355	47,800	70,530	58,110	61,030	35,440	311,265
Accumulated Surplus (Retained Earnings) - Special Operating Agencies	1,276	1,060	1,364	1,026	945	977	964	6,336
Transfer from Sewage Disposal System Fund	8,800	2,815	5,985	6,600	3,600	5,400	3,600	28,000
External Debt	62,445	50,466	46,971	6,288	36,554	16,032	24,891	181,202
External Debt - Fleet	15,670	15,670	15,670	15,670	15,670	15,670	15,670	94,020
Internal Financing	7,962	2,100			3,922			6,022
Transfers from Other Capital Accounts	14,621	21,261	1,709	1,646	577	478	134	25,805
TOTAL FINANCING SOURCES	526,951	566,630	519,962	478,056	567,260	484,133	484,512	3,100,553

CAPITAL PROJECT SUMMARY *(in Thousands of $)*	ADOPTED BUDGET	PRELIMINARY						6-YEAR TOTAL
		BUDGET	FORECAST					
	2022	2023	2024	2025	2026	2027	2028	2023-2028
FINANCING SOURCES								
Tax Supported, Transit and Municipal Accommodations								
Cash to Capital	3,079	6,419	23,900	22,900	24,520	23,836	27,553	129,128
Frontage Levy	10,000	27,800	27,800	27,800	27,800	27,800	27,800	166,800
Public Private Partnership Annual Service / Financing Payments	(36,476)	(36,788)	(38,540)	(36,064)	(36,540)	(36,321)	(36,843)	(221,096)
Reserves:								
- Transit Bus Replacement			10,686	11,505	8,970	6,232	9,348	46,741
- Transit Infrastructure							15,000	15,000
- Southwest Rapid Transitway (Stage 2) and Pembina Highway Underpass Payment	13,335	13,467	13,862	13,989	14,355	14,020	14,396	84,089
- Financial Stabilization	1,035	1,035						1,035
- General Purpose		1,000						1,000
- Permit	1,019							
- Land Operating	2,899	965	3,265	965	965	965	965	8,090
- Contributions in Lieu of Land Dedication (Land Dedication Reserve)	1,353							
- Local Street Renewal	45,552	62,852	74,452	86,352	98,552	111,140	124,240	557,588
- Regional Street Renewal	41,588	49,888	51,888	53,988	56,188	58,338	60,638	330,928
Interim Financing / (Repayment)	129		(600)					(600)
Contributions from Other Levels of Government:								
- Canada Community-Building Fund	86,751	51,599	57,930	48,420	48,432	48,432	48,432	303,245
- Federal New Building Canada Fund	24,000	13,000						13,000
- Veterans Affairs Canada	150							
- Natural Resources Canada		549	2,048	1,988	2,603			7,188
- Investing in Canada Infrastructure Program (Federal Government)	32,505	43,233	45,599	23,492	48,424			160,748
- Investing in Canada Infrastructure Program (Provincial Government)	21,110	35,953	37,869	19,488	40,932			134,242
- Province of Manitoba Strategic Infrastructure Funding	30,100	28,145						28,145
- Province of Manitoba Accelerated Regional Roads	29,100	9,800						9,800
- Shared Health Capital Grant	721	586	929	673	331	1,154	654	4,327
- Funding from Other Municipalities	2,209	850						850
Other Funders:								
- Future Services Account	200	200	200	200	200	200	200	1,200
- Public Private Partnership			825					825
- Sponsorship / Sponsor Winnipeg	48							
External Debt	51,945	50,466	46,971	6,288	36,554	16,032	24,891	181,202
Internal Financing	7,962	2,100			3,922			6,022
Retained Earnings - Transit	1,615	1,800						1,800
Transfers from Other Capital Accounts	11,571	12,761	1,709	1,646	577	478	134	17,305
Total Tax Supported, Transit and Municipal Accommodations	383,500	377,680	360,793	283,630	376,785	272,306	317,408	1,988,602

CAPITAL PROJECT SUMMARY *(in Thousands of $)*	ADOPTED BUDGET	PRELIMINARY						6-YEAR TOTAL
		BUDGET	FORECAST					
	2022	2023	2024	2025	2026	2027	2028	2023-2028
Self-Supporting Utilities								
Reserves:								
- Water Meter Renewal				16,000	23,000	38,000	36,000	113,000
- Water Main Renewal	18,500	18,000	19,000	19,500	20,250	21,250	22,750	120,750
- Sewer System Rehabilitation	18,000	18,500	21,000	21,000	21,000	21,000	21,000	123,500
- Environmental Projects	30,000	43,000	47,000	41,500	46,500	47,000	30,000	255,000
- Landfill Rehabilitation	1,400	1,400	1,350	1,400	1,400	1,500	900	7,950
- Climate Action		660					330	990
- Waste Diversion	250	590					450	1,040
Contributions from Other Levels of Government:								
- Federal/Provincial Government Funding		20,000						20,000
- Province of Manitoba Strategic Infrastructure Funding		20,000						20,000
Retained Earnings - Self-supporting Utilities	36,005	38,355	47,800	70,530	58,110	61,030	35,440	311,265
Transfer from Sewage Disposal System Fund	8,800	2,815	5,985	6,600	3,600	5,400	3,600	28,000
Developer Funding / Developer Capacity Charges		400		1,200				1,600
External Debt	10,500							
Transfers from Other Capital Accounts	3,050	8,500						8,500
Total Self-Supporting Utilities	126,505	172,220	142,135	177,730	173,860	195,180	150,470	1,011,595
Special Operating Agencies								
Accumulated Surplus (Retained Earnings)	1,276	1,060	1,364	1,026	945	977	964	6,336
External Debt - Fleet	15,670	15,670	15,670	15,670	15,670	15,670	15,670	94,020
Total Special Operating Agencies	16,946	16,730	17,034	16,696	16,615	16,647	16,634	100,356
TOTAL FINANCING SOURCES	526,951	566,630	519,962	478,056	567,260	484,133	484,512	3,100,553

To Table of Contents

CAPITAL PROJECT SUMMARY *(in Thousands of $)*	PAGE NO.	ADOPTED BUDGET 2022	PRELIMINARY BUDGET 2023	PRELIMINARY FORECAST 2024	2025	2026	2027	2028	6-YEAR TOTAL 2023-2028
CAPITAL PROJECTS LISTING									
PUBLIC WORKS									
Active Transportation Facilities									
Pedestrian and Cycling Program									
- Cash to Capital					842	483	250	300	1,875
- Interim Financing from General Capital Fund / (Repayment) - Council authorized $3.850 million in 2017 for Chief Peguis Trail - Kildonan Settlers Bridge Pedestrian and Cycling Improvements (Council September 27, 2017)		(423)							
- Land Operating Reserve		630							
- Land Dedication Reserve		70							
- Canada Community-Building Fund		1,117	945	800	841	1,838	2,649	2,700	9,773
- External Debt		983	945	851					1,796
- Internal Financing		273							
- Transfer from Prior Year Authorization		520							
Total Pedestrian and Cycling Program	41	3,170	1,890	1,651	1,683	2,321	2,899	3,000	13,444
Total Active Transportation Facilities		3,170	1,890	1,651	1,683	2,321	2,899	3,000	13,444
Street Improvements									
Portable Traffic Study Equipment									
- Cash to Capital				32					32
- Canada Community-Building Fund				130					130
Total Portable Traffic Study Equipment	45			162					162
Transportation Master Plan									
- Cash to Capital		20		31	168	41			240
- Canada Community-Building Fund		200		123	678	164			965
- External Debt		30	154						154
Total Transportation Master Plan	46	250	154	154	846	205			1,359
Traffic Signals Vehicle Detection Program									
- Frontage Levy	47	250	250	250	250	250	250	250	1,500
Traffic Signals Bases Replacements									
- Frontage Levy						1,500	1,500	1,500	4,500
- Canada Community-Building Fund							1,000	1,000	2,000
Total Traffic Signals Bases Replacements	48					1,500	2,500	2,500	6,500
Traffic Management Centre Evergreening Program									
- Canada Community-Building Fund	49			200	200	200	200	200	1,000

CAPITAL PROJECT SUMMARY *(in Thousands of $)*	PAGE NO.	ADOPTED BUDGET	PRELIMINARY					6-YEAR TOTAL
			BUDGET	FORECAST				
		2022	2023	2024	2025	2026	2027	2028	2023-2028
Road Safety Improvement Program (formerly Traffic Engineering Improvements - Various Locations)									
- Frontage Levy		1,460	1,264	1,200	2,352	1,402	3,294	3,000	12,512
- Transfer from Prior Year Authorization - Frontage Levy		1,000							
Total Road Safety Improvement Program	50	2,460	1,264	1,200	2,352	1,402	3,294	3,000	12,512
Upgrade Noise Policies and Equipment Study	51			100					100
Inner-Ring Road - Functional Design									
- Cash to Capital				75	75				150
- Canada Community-Building Fund				300	300				600
Total Inner-Ring Road - Functional Design	52			375	375				750
Salt and Sand Storage Shed									
- Cash to Capital				92					92
- Canada Community-Building Fund				386					386
Total Salt and Sand Storage Shed	53			478					478
St. Anne's Road Widening									
- Canada Community-Building Fund	54						100	3,500	3,600
Trade Route Corridors - Planning and Design									
- Frontage Levy	55		2,800						2,800
Total Street Improvements		2,960	4,468	2,919	4,023	3,557	6,344	9,450	30,761
Regional and Local Street Renewal									
Regional and Local Street Renewal - Council has authorized first charges totaling up to $76.5 million against the 2023 Capital Budget. (Council December 15, 2021) See detail sheet in the Supplement to the 2022 Budget for a detailed listing of the first charge authorizations.									
- Frontage Levy			15,000	17,800	17,800	17,800	17,800	17,800	104,000
- Local Street Renewal Reserve		45,157	62,457	73,857	85,757	98,257	110,840	123,990	555,158
- Regional Street Renewal Reserve		39,376	48,688	46,917	53,638	48,856	48,338	38,089	284,526
- Canada Community-Building Fund		24,462	1,885		3,065				4,950
- Federal New Building Canada Fund (Accelerated Regional)		24,000	13,000						13,000
- Province of Manitoba Accelerated Regional Roads		29,100	9,800						9,800
- Funding from Other Municipalities		2,209	850						850
- Future Services Account		200	200	200	200	200	200	200	1,200
- Prior Years Surplus		185	3,940						3,940
Total Regional and Local Street Renewal Program	56	164,689	155,820	138,774	160,460	165,113	177,178	180,079	977,424
Total Regional and Local Street Renewal		164,689	155,820	138,774	160,460	165,113	177,178	180,079	977,424

CAPITAL PROJECT SUMMARY *(in Thousands of $)*	PAGE NO.	ADOPTED BUDGET	PRELIMINARY					6-YEAR TOTAL
			BUDGET	FORECAST				
		2022	2023	2024	2025	2026	2027	2028	2023-2028
Waterway Crossings and Grade Separations									
Waterway Crossing and Grade Separations - Annual Program									
- Frontage Levy		2,255	2,255	1,800	1,299	2,400	2,000	2,500	12,254
- Canada Community-Building Fund				255	1,305	1,155	990	500	4,205
- Regional Street Renewal Reserve		350	350	350	350	50		16,750	17,850
- Local Street Renewal Reserve		395	395	595	595	295	300	250	2,430
Total Waterway Crossing and Grade Separations - Annual Program	74	3,000	3,000	3,000	3,549	3,900	3,290	20,000	36,739
Pembina Highway Overpass (Bishop Grandin) Rehabilitation									
- Frontage Levy			500	500	4,399				5,399
- Regional Street Renewal Reserve				621					621
- Canada Community-Building Fund			500	879	13,001				14,380
Total Pembina Highway Overpass (Bishop Grandin) Rehabilitation	75		1,000	2,000	17,400				20,400
Osborne Street Underpass									
- Frontage Levy					500				500
- Regional Street Renewal Reserve								1,500	1,500
- Canada Community-Building Fund					600				600
Total Osborne Street Underpass	77				1,100			1,500	2,600
St. Vital Bridge Rehabilitation - First charge against the 2023 Capital Budget of up to $15.6 million (Council June 23, 2022)									
- Frontage Levy		3,835	4,531	4,550					9,081
- Regional Street Renewal Reserve		1,501		4,000					4,000
- Canada Community-Building Fund		738	11,069	14,650					25,719
Total St. Vital Bridge Rehabilitation	78	6,074	15,600	23,200					38,800
Lagimodiere Twin Overpasses Rehabilitation (Concordia Avenue & CPR Keewatin)									
- Frontage Levy		1,000		500		2,573	1,081		4,154
- Regional Street Renewal Reserve		361				7,282	10,000		17,282
- Canada Community-Building Fund		639		1,500		10,145	4,661		16,306
Total Lagimodiere Twin Overpasses Rehabilitation (Concordia Avenue & CPR Keewatin)	80	2,000		2,000		20,000	15,742		37,742
Arlington Bridge Rehabilitation									
- Regional Street Renewal Reserve	82		850						850
Ness Culvert Replacement									
- Frontage Levy								875	875
- Regional Street Renewal Reserve								2,211	2,211
- Canada Community-Building Fund								937	937
Total Ness Culvert Replacement	83							4,023	4,023
Elm Park Bridge Repairs									
- Regional Street Renewal Reserve	84							2,088	2,088

CAPITAL PROJECT SUMMARY *(in Thousands of $)*	PAGE NO.	ADOPTED BUDGET	PRELIMINARY						6-YEAR TOTAL
			BUDGET	FORECAST					
		2022	2023	2024	2025	2026	2027	2028	2023-2028
Disraeli Bridge and Overpass Facility									
- Frontage Levy		600	600	600	600	400	400	400	3,000
- Canada Community-Building Fund		12,625	12,725	12,737	12,795	13,055	13,120	13,181	77,613
- Public Private Partnership Annual Service / Financing Payments		(12,039)	(12,139)	(12,151)	(12,209)	(12,269)	(12,334)	(12,395)	(73,497)
- Debt Servicing - Repayment of Debt		(1,186)	(1,186)	(1,186)	(1,186)	(1,186)	(1,186)	(1,186)	(7,116)
Total Disraeli Bridge and Overpass Facility	85								
Charleswood Bridge									
- Cash to Capital		1,478	1,478	2,710					4,188
- Public Private Partnership Lease Payments		(1,478)	(1,478)	(2,710)					(4,188)
Total Charleswood Bridge	87								
Total Waterway Crossings and Grade Separations		11,074	20,450	30,200	22,049	23,900	19,032	27,611	143,242
New Transportation Facilities									
Chief Peguis Trail - Henderson Highway to Lagimodiere Boulevard									
- Frontage Levy		600	600	600	600	1,475	1,475	1,475	6,225
- Canada Community-Building Fund		6,782	6,829	6,876	6,925	6,100	6,151	6,203	39,084
- Public Private Partnership Annual Service / Financing Payments		(6,403)	(6,450)	(6,497)	(6,546)	(6,596)	(6,647)	(6,699)	(39,435)
- Debt servicing - repayment of debt		(979)	(979)	(979)	(979)	(979)	(979)	(979)	(5,874)
Total Chief Peguis Trail - Henderson Highway to Lagimodiere Boulevard	88								
Total New Transportation Facilities									
Other Streets Projects									
Asset Management System - Various Divisions									
- Cash to Capital		75		75	75	75	75	75	375
- Canada Community-Building Fund		25		25	25	25	25	25	125
- External Debt			100						100
Total Asset Management System - Various Divisions	90	100	100	100	100	100	100	100	600
Total Other Streets Projects		100	100	100	100	100	100	100	600
TOTAL STREETS PROJECTS		181,993	182,728	173,644	188,315	194,991	205,553	220,240	1,165,471
Parks and Open Space									
Regional Parks									
- Cash to Capital						275		300	575
- Canada Community-Building Fund		2,423	1,288			1,730	2,940	2,700	8,658
- External Debt		527	322						322
Total Regional Parks	91	2,950	1,610			2,005	2,940	3,000	9,555

CAPITAL PROJECT SUMMARY *(in Thousands of $)*	PAGE NO.	ADOPTED BUDGET	PRELIMINARY						6-YEAR TOTAL
			BUDGET	FORECAST					
		2022	2023	2024	2025	2026	2027	2028	2023-2028
Community and Neighbourhood Parks									
- Cash to Capital						360		300	660
- Canada Community-Building Fund		780				1,440	2,800	2,700	6,940
- External Debt		45							
Total Community and Neighbourhood Parks	92	825				1,800	2,800	3,000	7,600
Interpretive and Wayfinding Signage Program									
- Cash to Capital								25	25
- Canada Community-Building Fund								75	75
Total Interpretive and Wayfinding Signage Program	93							100	100
Waterway Access Improvement Program									
- Cash to Capital								194	194
- Canada Community-Building Fund								106	106
Total Waterway Access Improvement Program	94							300	300
Parks Buildings									
- Cash to Capital					375	245			620
- Canada Community-Building Fund							400	1,021	1,421
Total Parks Buildings	95				375	245	400	1,021	2,041
Rainbow Stage									
- Cash to Capital				300					300
- Canada Community-Building Fund			1,200	1,200					2,400
- External Debt			300						300
Total Rainbow Stage	96		1,500	1,500					3,000
Parks and Recreation Enhancement Program									
- Cash to Capital				150	300	532		300	1,282
- Canada Community-Building Fund		945	865	150		732	1,305	975	4,027
- External Debt		945	2,135						2,135
Total Parks and Recreation Enhancement Program	97	1,890	3,000	300	300	1,264	1,305	1,275	7,444
Urban Forest Renewal Program									
- Cash to Capital			3,600	4,788	7,613	8,458	8,495	8,600	41,554
- Canada Community-Building Fund							707	1,000	1,707
- Natural Resources Canada			549	2,048	1,988	2,603			7,188
- Province of Manitoba Strategic Infrastructure Funding		2,717	5,819						5,819
- External Debt		3,067	436						436
- Internal Financing		399							
Total Urban Forest Renewal Program	99	6,183	10,404	6,836	9,601	11,061	9,202	9,600	56,704
Insect Control Branch Equipment Renewal	101						900		900
Total Parks and Open Space		11,848	16,514	8,636	10,276	16,375	17,547	18,296	87,644
TOTAL PUBLIC WORKS		193,841	199,242	182,280	198,591	211,366	223,100	238,536	1,253,115

To Table of Contents

CAPITAL PROJECT SUMMARY *(in Thousands of $)*	PAGE NO.	ADOPTED BUDGET 2022	PRELIMINARY BUDGET 2023	PRELIMINARY FORECAST 2024	2025	2026	2027	2028	6-YEAR TOTAL 2023-2028
COMMUNITY SERVICES									
Library Facility Safety, Security and Accessibility Improvements Program									
- Cash to Capital			75			300	200	200	775
- Canada Community-Building Fund		80							
- External Debt		20							
- Transfer from Prior Year Authorization			25	175					200
Total Library Facility Safety, Security and Accessibility Improvements Program	102	100	100	175		300	200	200	975
Library Refurbishment & Interior Infrastructure Program									
- Cash to Capital				247		450		500	1,197
- Canada Community-Building Fund				52					52
- Transfer from Prior Year Authorization				351					351
Total Library Refurbishment & Interior Infrastructure Program	103			650		450		500	1,600
Library Technology Upgrade and Replacement Program									
- Cash to Capital					350		375		725
- External Debt			325						325
Total Library Technology Upgrade and Replacement Program	104		325		350		375		1,050
Library Facility Redevelopment - West Kildonan Library									
- Land Operating Reserve		1,304							
- Province of Manitoba Strategic Infrastructure Funding		1,471							
Total Library Facility Redevelopment - West Kildonan Library		2,775							
South Winnipeg Recreation Campus: Library and Site Development									
- Cash to Capital						102			102
- Canada Community-Building Fund						1,398			1,398
Total South Winnipeg Recreation Campus: Library and Site Development	105					1,500			1,500
Recreational Facility Safety, Security and Accessibility Improvements Program									
- Cash to Capital				108	190	308	175	200	981
- External Debt			150						150
- Transfer from Prior Year Authorization		125		171					171
Total Recreational Facility Safety, Security and Accessibility Improvements Program	106	125	150	279	190	308	175	200	1,302
Fitness Equipment Upgrade Program									
- Cash to Capital				255	330	340	350	360	1,635
- Canada Community-Building Fund		160							
- External Debt		40	178						178
- Transfer from Prior Year Authorization			132	65					197
Total Fitness Equipment Upgrade Program	107	200	310	320	330	340	350	360	2,010

CAPITAL PROJECT SUMMARY *(in Thousands of $)*	PAGE NO.	ADOPTED BUDGET	PRELIMINARY						6-YEAR TOTAL
			BUDGET	FORECAST					
		2022	2023	2024	2025	2026	2027	2028	2023-2028
Spray Pad Development - Valour Community Centre									
- Canada Community-Building Fund		**1,400**							
- External Debt		**100**							
Total Spray Pad Development - Valour Community Centre		**1,500**							
Spray Pad Development - Corydon Community Centre - Crescentwood									
- Canada Community-Building Fund		**500**							
- Land Dedication Reserve		**465**							
Total Spray Pad Development - Corydon Community Centre - Crescentwood		**965**							
Spray Pad Development - Champlain Community Centre									
- Canada Community-Building Fund		**400**							
- Land Dedication Reserve		**243**							
Total Spray Pad Development - Champlain Community Centre		**643**							
Spray Pad Development - Whyte Ridge Community Centre									
- Canada Community-Building Fund		**400**							
- Land Dedication Reserve		**275**							
Total Spray Pad Development - Whyte Ridge Community Centre		**675**							
Spray Pad Development - Maples Community Centre - Adsum Park									
- Canada Community-Building Fund		**400**							
- Land Dedication Reserve		**300**							
Total Spray Pad Development - Maples Community Centre - Adsum Park		**700**							
Recreation and Library Facility Investment Strategy - First charge against the 2023 Capital Budget of up to $600,000 of Land Dedication Reserve Fund allocation (Council December 15, 2021)									
- Province of Manitoba Strategic Infrastructure Funding	108	**16,700**	**16,600**						**16,600**
East of the Red RecPlex									
- Internal Financing	111		**2,000**						**2,000**
Southeast Winnipeg New Community Centre and Library									
- Cash to Capital						**77**			**77**
- Canada Community-Building Fund						**305**			**305**
Total Southeast Winnipeg New Community Centre and Library	112					**382**			**382**
Freight House Outdoor Pool Redevelopment									
- Cash to Capital							**421**		**421**
- Canada Community-Building Fund							**1,202**		**1,202**
Total Freight House Outdoor Pool Redevelopment	113						**1,623**		**1,623**

To Table of Contents

CAPITAL PROJECT SUMMARY *(in Thousands of $)*	PAGE NO.	ADOPTED BUDGET 2022	PRELIMINARY BUDGET 2023	PRELIMINARY FORECAST 2024	2025	2026	2027	2028	6-YEAR TOTAL 2023-2028
Technology Advancement Program									
- Cash to Capital				310		300	150	182	942
- External Debt		95							
- Transfer from Prior Year Authorization		5							
Total Technology Advancement Program	114	100		310		300	150	182	942
Community Centre Renovation Grant Program (CCRGP)									
- Financial Stabilization Reserve		1,035	1,035						1,035
- Land Operating Reserve		965	965	965	965	965	965	965	5,790
Total Community Centre Renovation Grant Program (CCRGP)	115	2,000	2,000	965	965	965	965	965	6,825
Community Incentive Grant Program (CIGP)									
- External Debt		1,000							
Assiniboine Park Conservancy (APC) - Infrastructure and Sustainability									
- Cash to Capital					814			346	1,160
- Canada Community-Building Fund		1,000	178	1,690	1,186	2,000	2,000	1,654	8,708
- Province of Manitoba Strategic Infrastructure Funding		3,400	3,400						3,400
- External Debt		1,000	1,505	3,400	3,400	3,400	3,400	3,400	18,505
- Transfer from Prior Year Authorization			317	310					627
Total Assiniboine Park Conservancy (APC) - Infrastructure and Sustainability	116	5,400	5,400	5,400	5,400	5,400	5,400	5,400	32,400
TOTAL COMMUNITY SERVICES		32,883	26,885	8,099	7,235	9,945	9,238	7,807	69,209
WINNIPEG POLICE SERVICE									
East District Police Station									
- Cash to Capital		1,056	1,089	1,155	1,155	1,155	1,155	1,188	6,897
- Public Private Partnership Lease Payments		(1,056)	(1,089)	(1,155)	(1,155)	(1,155)	(1,155)	(1,188)	(6,897)
Total East District Police Station	117								
East District Police Station Leasehold Improvements									
- Public Private Partnership	118			825					825
Communication Sites - P25 Gear									
- Cash to Capital								1,654	1,654
- External Debt			100						100
Total Communication Sites - P25 Gear	119		100					1,654	1,754
Computer Aided Dispatch Upgrade									
- Cash to Capital						410			410
- External Debt			375						375
Total Computer Aided Dispatch Upgrade	120		375			410			785
911 Hardware Renewal	121						309		309
Call Answer Software									
- External Debt	122		310						310

CAPITAL PROJECT SUMMARY *(in Thousands of $)*	PAGE NO.	ADOPTED BUDGET	PRELIMINARY					6-YEAR TOTAL
			BUDGET	FORECAST				
		2022	2023	2024	2025	2026	2027	2028	2023-2028
Communication Sites - Radio Consoles/Batteries	123			575					575
911 Data Management and Analytics	124						1,138		1,138
Communication Sites Upgrade - Media Logger									
- Cash to Capital							1,736		1,736
- Internal Financing		1,453							
Total Communication Sites Upgrade - Media Logger	125	1,453					1,736		1,736
Communication Sites Upgrade - Workstations	126						548	1,263	1,811
911 Software Renewal	127					2,151			2,151
Technological Crime Infrastructure	128			380					380
E-Ticketing Hardware	129			375					375
Technology Upgrades - Information Systems	130			1,325	112				1,437
Automated Fingerprint Identification System (AFIS)	131							700	700
River Patrol Building - Building Envelope Roof Repair	132							700	700
Connected Officer Program									
- Cash to Capital								437	437
- External Debt			175						175
Total Connected Officer Program	133		175					437	612
Police Headquarters Information System Upgrades									
- Internal Financing	134					2,435			2,435
In Car Computing	135				1,736	1,544			3,280
Bomb Unit - Building Envelope	136							1,000	1,000
Building Security System Evergreening									
- Cash to Capital							421	228	649
- External Debt			424						424
Total Building Security System Evergreening	137		424				421	228	1,073
Training Facility - Site Security									
- Cash to Capital								200	200
- External Debt			450						450
Total Training Facility - Site Security	138		450					200	650
Technical Surveillance Systems									
- Cash to Capital								525	525
- Internal Financing		400							
Total Technical Surveillance Systems	139	400						525	525
Bomb Unit - Robot	140							330	330
Police Vehicle Operations - Facility									
- External Debt	141		1,200						1,200
Police Vehicle Operations - Facility Track Replacement									
- Internal Financing		1,800							

To Table of Contents

CAPITAL PROJECT SUMMARY *(in Thousands of $)*	PAGE NO.	ADOPTED BUDGET 2022	PRELIMINARY BUDGET 2023	FORECAST 2024	2025	2026	2027	2028	6-YEAR TOTAL 2023-2028
Pistol Replacement									
- Internal Financing	142					1,487			1,487
Vehicle Inspections - Weigh Scale	143				250				250
Flight Operations Overhaul									
- Internal Financing		602							
Total Flight Operations Overhaul		602							
Flight Operations - Forward Looking Infra-Red (FLIR) Equipment									
- Internal Financing		792							
TOTAL WINNIPEG POLICE SERVICE		**5,047**	**3,034**	**3,480**	**2,098**	**8,027**	**4,152**	**7,037**	**27,828**
FIRE PARAMEDIC SERVICE									
Facility Optimization - Waverley West Station									
- Canada Community-Building Fund				7,990					7,990
- External Debt		197	716	2,146					2,862
Total Facility Optimization - Waverley West Station	144	197	716	10,136					10,852
Facility Optimization - Silver Heights Fire Paramedic Station Consolidation									
- Canada Community-Building Fund								2,286	2,286
- External Debt							413	9,369	9,782
Total Facility Optimization - Silver Heights Fire Paramedic Station Consolidation	146						413	11,655	12,068
Equipment Obsolescence									
- External Debt		1,599	264	223	143	3,885	954	821	6,290
- Shared Health Capital Grant		721	586	776	673	331	500		2,866
- External Debt on behalf of Shared Health		1,327				2,443	1,540	1,012	4,995
Total Equipment Obsolescence	148	3,647	850	999	816	6,659	2,994	1,833	14,151
Station Capital Maintenance									
- External Debt			576	343			1,627	1,627	4,173
- Shared Health Capital Grant				153			654	654	1,461
Total Station Capital Maintenance	150		576	496			2,281	2,281	5,634
Emergency Vehicle Pre-emption									
- External Debt	151					1,408			1,408
Facility Optimization - St. Boniface Industrial Area and Windsor Park Station Consolidation									
- Land Operating Reserve				600					600
- Interim Financing from Land Operating Reserve / (Repayment)		600		(600)					(600)
- Canada Community-Building Fund		5,240							
- External Debt		7,599							
Total Facility Optimization - St. Boniface Industrial Area and Windsor Park Station Consolidation	152	13,439							

To Table of Contents

CAPITAL PROJECT SUMMARY *(in Thousands of $)*	PAGE NO.	ADOPTED BUDGET 2022	PRELIMINARY BUDGET 2023	FORECAST 2024	2025	2026	2027	2028	6-YEAR TOTAL 2023-2028
Outdoor Live Fire Training Facility									
- External Debt	153							1,000	1,000
Modular Mobile Station									
- Transfer from Prior Year Authorization		3,000							
TOTAL FIRE PARAMEDIC SERVICE		**20,283**	**2,142**	**11,631**	**816**	**8,067**	**5,688**	**16,769**	**45,113**
PLANNING, PROPERTY AND DEVELOPMENT									
Computer Automation									
- Cash to Capital							100	110	210
- Internal Financing			100						100
Total Computer Automation	154		100				100	110	310
Cemeteries - Improvements									
- Cash to Capital						100	124		224
- Veterans Affairs Canada		150							
Total Cemeteries - Improvements	155	150				100	124		224
Downtown Enhancement Program									
- Cash to Capital				237	151	127		125	640
- External Debt			128						128
- Internal Financing		200							
Total Downtown Enhancement Program	156	200	128	237	151	127		125	768
Business Improvement Zones, Image Routes and Neighbourhood Main Streets									
- Cash to Capital					151	100	150	125	526
- Internal Financing		126							
Total Business Improvement Zones, Image Routes and Neighbourhood Main Streets	158	126			151	100	150	125	526
Public Art Strategy									
- External Debt			125						125
- Internal Financing		125							
Total Public Art Strategy	159	125	125						125
Developer Payback	160			100		100			200
Cemetery Planning and Development									
- External Debt	161		200	100		400	100		800
New Columbaria Investment									
- External Debt	162			200	100			200	500
Riverbank Stabilization - Physical Asset Protection									
- Transfer from Prior Year Authorization		312							
Digital Permitting									
- Permit Reserve		1,019							

To Table of Contents

CAPITAL PROJECT SUMMARY *(in Thousands of $)*	PAGE NO.	ADOPTED BUDGET 2022	PRELIMINARY BUDGET 2023	PRELIMINARY FORECAST 2024	2025	2026	2027	2028	6-YEAR TOTAL 2023-2028
Master Green Space & Natural Corridors Plan By-law									
- Canada Community-Building Fund		600							
- External Debt		100							
Total Master Green Space & Natural Corridors Plan By-law		700							
TOTAL PLANNING, PROPERTY AND DEVELOPMENT		**2,632**	**553**	**637**	**402**	**827**	**474**	**560**	**3,453**
MUNICIPAL ACCOMMODATIONS									
Health/Life Safety/Emergency Systems Refurbishment/City-wide Accessibility									
- Cash to Capital					471	1,118	1,156		2,745
- Land Operating Reserve				1,700					1,700
- Canada Community-Building Fund		100	646	960	472	1,118	1,155	642	4,993
- Province of Manitoba Strategic Infrastructure Funding			93						93
- External Debt		831	687						687
- Transfer from Prior Year Authorization		1,873	1,997						1,997
Total Health / Life Safety / Emergency Systems Refurbishment / City-wide Accessibility	163	2,804	3,423	2,660	943	2,236	2,311	642	12,215
Carlton Walkways									
- Transfer from Prior Year Authorization	165		2,322						2,322
Portage and Main Intersection Improvements									
- Transfer from Prior Year Authorization	166		707						707
Strategic Facilities Master Plan									
- Transfer from Prior Year Authorization	167		334						334
Sherbrook Pool									
- Kinsmen Club of Winnipeg (Sponsor Winnipeg)		48							
- Interim Financing from General Capital Fund / (Repayment)		(48)							
Total Sherbrook Pool									
TOTAL MUNICIPAL ACCOMMODATIONS		**2,804**	**6,786**	**2,660**	**943**	**2,236**	**2,311**	**642**	**15,578**
CITY CLERKS									
Corporate Records Centre									
- Cash to Capital							200		200
- Internal Financing		100							
Total Corporate Records Centre	168	100					200		200
Election Systems									
- Cash to Capital					100	200			300
- Internal Financing		110							
Total Election Systems	169	110			100	200			300

To Table of Contents

CAPITAL PROJECT SUMMARY *(in Thousands of $)*	PAGE NO.	ADOPTED BUDGET 2022	PRELIMINARY BUDGET 2023	PRELIMINARY FORECAST 2024	2025	2026	2027	2028	6-YEAR TOTAL 2023-2028
Audio / Video Equipment Replacement									
- External Debt	170		100				100	150	350
City of Winnipeg Archives - The Winnipeg 150 Legacy Project									
- Province of Manitoba Strategic Infrastructure Funding			543						543
- External Debt				12,147					12,147
Total City of Winnipeg Archives - The Winnipeg 150 Legacy Project	171		543	12,147					12,690
TOTAL CITY CLERKS		210	643	12,147	100	200	300	150	13,540
CORPORATE FINANCE									
Economic Response and Recovery Plan: Revitalizing Downtown Strategy									
- Canada Community-Building Fund		9,500							
- External Debt		500							
Total Economic Response and Recovery Plan: Revitalizing Downtown Strategy		10,000							
Economic Response and Recovery Plan: Related Infrastructure Investments									
- Canada Community-Building Fund		9,500							
- External Debt		500							
Total Economic Response and Recovery Plan: Related Infrastructure Investments		10,000							
TOTAL CORPORATE FINANCE		20,000							
INNOVATION AND TECHNOLOGY									
Innovation Program (formerly Innovation Strategy)									
- Transfer from Prior Year Authorization	172	107		258					258
Data Centre Sustainment									
- External Debt			1,271						1,271
- Transfer from Prior Year Authorization		282							
Total Data Centre Sustainment	174	282	1,271						1,271
Network Products Evergreen									
- Cash to Capital				506	720	648	1,166	1,248	4,288
- External Debt		21		381					381
- Internal Financing		165							
- Transfer from Prior Year Authorization		1,814	136		881				1,017
Total Network Products Evergreen	175	2,000	136	887	1,601	648	1,166	1,248	5,686
Printing Graphics & Mail Services Asset Renewal									
- Cash to Capital						258			258
- Transfer from Prior Year Authorization			160						160
Total Printing Graphics & Mail Services Asset Renewal	176		160			258			418

To Table of Contents

CAPITAL PROJECT SUMMARY *(in Thousands of $)*	PAGE NO.	ADOPTED BUDGET 2022	PRELIMINARY BUDGET 2023	PRELIMINARY FORECAST 2024	2025	2026	2027	2028	6-YEAR TOTAL 2023-2028
Email, Teams, and Files									
- Transfer from Prior Year Authorization		**817**							
Microsoft Development Network Software Renewal									
- Cash to Capital					**55**				**55**
- Transfer from Prior Year Authorization		**282**			**253**				**253**
Total Microsoft Development Network Software Renewal	177	**282**			**308**				**308**
Intake Program									
- Province of Manitoba Strategic Infrastructure Funding			**145**						**145**
- External Debt			**75**						**75**
- Transfer from Prior Year Authorization			**601**						**601**
Total Intake Program	178		**821**						**821**
Server-Storage Evergreen									
- Cash to Capital				**406**	**406**	**364**	**124**	**42**	**1,342**
- External Debt		**492**							
- Internal Financing		**680**							
- Transfer from Prior Year Authorization		**628**		**379**	**512**	**577**	**478**	**134**	**2,080**
Total Server-Storage Evergreen	179	**1,800**		**785**	**918**	**941**	**602**	**176**	**3,422**
Geographic Information System Aerial Imagery Renewal Program									
- Transfer from Prior Year Authorization	180		**219**						**219**
Desktop Office Suite									
- Transfer from Prior Year Authorization	181		**371**						**371**
Citizen Portal									
- Cash to Capital				**300**	**300**	**300**			**900**
- General Purpose Reserve			**1,000**						**1,000**
- Transfer from Prior Year Authorization			**1,000**						**1,000**
Total Citizen Portal	182		**2,000**	**300**	**300**	**300**			**2,900**
TOTAL INNOVATION AND TECHNOLOGY		**5,288**	**4,978**	**2,230**	**3,127**	**2,147**	**1,768**	**1,424**	**15,674**
CUSTOMER SERVICE AND COMMUNICATIONS									
311 Renewal									
- Cash to Capital			**177**			**107**	**104**		**388**
- External Debt			**100**	**315**	**145**		**119**		**679**
Total 311 Renewal	183		**277**	**315**	**145**	**107**	**223**		**1,067**
TOTAL CUSTOMER SERVICE AND COMMUNICATIONS			**277**	**315**	**145**	**107**	**223**		**1,067**

To Table of Contents

CAPITAL PROJECT SUMMARY *(in Thousands of $)*	PAGE NO.	ADOPTED BUDGET 2022	PRELIMINARY BUDGET 2023	FORECAST 2024	2025	2026	2027	2028	6-YEAR TOTAL 2023-2028
ASSESSMENT AND TAXATION									
Assessment Automation									
- Cash to Capital				250	312	350	245	300	1,457
- Internal Financing		312							
- Transfer from Prior Year Authorization		185							
Total Assessment Automation	184	497		250	312	350	245	300	1,457
Computer Aided Mass Appraisal (CAMA) System Detailed Analysis and Implementation									
- External Debt	185		2,831	7,929					10,760
Local Improvements - Ongoing Program									
- Cash to Capital					100	50	43	100	293
- External Debt			480	147		200	172	400	1,399
- Internal Financing		100							
Total Local Improvements - Ongoing Program	186	100	480	147	100	250	215	500	1,692
TOTAL ASSESSMENT AND TAXATION		597	3,311	8,326	412	600	460	800	13,909
TRANSIT									
Transit Information Technology Program									
- Cash to Capital				325	325	500	500	700	2,350
- External Debt			500						500
- Internal Financing		325							
- Transfer from Prior Year Authorization		209							
Total Transit Information Technology Program	187	534	500	325	325	500	500	700	2,850
Transit Building Replacement / Refurbishment									
- Cash to Capital				301	277	226	600	1,000	2,404
- Canada Community-Building Fund		500	2,472	1,435	411	3,355			7,673
- Retained Earnings			200						200
- External Debt						759			759
- Transfer from Prior Year Authorization		142							
Total Transit Building Replacement / Refurbishment	188	642	2,672	1,736	688	4,340	600	1,000	11,036
Transit Roof Replacement and Ventilation Upgrade									
- Cash to Capital				100	100				200
- Canada Community-Building Fund		1,500	705	2,350	2,400				5,455
- Province of Manitoba Strategic Infrastructure Funding			1,545						1,545
- Retained Earnings		115	100						100
- Transfer from Prior Year Authorization		85							
Total Transit Roof Replacement and Ventilation Upgrade	189	1,700	2,350	2,450	2,500				7,300

CAPITAL PROJECT SUMMARY *(in Thousands of $)*	PAGE NO.	ADOPTED BUDGET	PRELIMINARY					6-YEAR TOTAL
			BUDGET	FORECAST				
		2022	2023	2024	2025	2026	2027	2028	2023-2028
Transition to Zero Emission Buses									
- Cash to Capital							2,176	2,896	5,072
- Transit Bus Replacement Reserve				10,686	11,505	8,970	6,232	9,348	46,741
- Transit Infrastructure Reserve								15,000	15,000
- Canada Community-Building Fund							7,027	7,027	14,054
- Investing in Canada Infrastructure Program (Federal Government)		19,706	8,672	15,352	16,532	40,046			80,602
- Investing in Canada Infrastructure Program (Provincial Government)		10,445	7,155	12,665	13,639	33,951			67,410
- Province of Manitoba Strategic Infrastructure Funding		5,812							
- External Debt		13,812	6,496			17,941	7,607	6,912	38,956
Total Transition to Zero Emission Buses	190	49,775	22,323	38,703	41,676	100,908	23,042	41,183	267,835
Southwest Rapid Transitway (Stage 2) and Pembina Highway Underpass									
- Southwest Rapid Transitway (Stage 2) and Pembina Highway Underpass Payment Reserve		13,335	13,467	13,862	13,989	14,355	14,020	14,396	84,089
- P3 Annual Service / Financing Payments (City)		(12,751)	(12,882)	(13,190)	(13,317)	(13,683)	(13,348)	(13,724)	(80,144)
- External Debt Annual Service Payments (City)		(584)	(585)	(672)	(672)	(672)	(672)	(672)	(3,945)
Total Southwest Rapid Transitway (Stage 2) and Pembina Highway Underpass	192								
Accessibility Program									
- Cash to Capital				50	50	50	250	400	800
- Canada Community-Building Fund		250	250	200	200	200			850
Total Accessibility Program	194	250	250	250	250	250	250	400	1,650
Heavy Equipment Replacement Program (formerly Heavy Shop Equipment Replacement Program)									
- Cash to Capital				25	25	200	200	400	850
- Canada Community-Building Fund		200	400	175	175				750
Total Heavy Equipment Replacement Program	195	200	400	200	200	200	200	400	1,600
Hoist Replacement at Fort Rouge Garage									
- Cash to Capital				125	150	125			400
- Canada Community-Building Fund		2,785		2,867	3,841	3,472			10,180
Total Hoist Replacement at Fort Rouge Garage	196	2,785		2,992	3,991	3,597			10,580
Heated Bus Shelter Program									
- Canada Community-Building Fund	197	1,500	1,500						1,500
Winnipeg Transit Master Plan (WTMP) Implementation Planning & Design									
- Canada Community-Building Fund			1,700						1,700
- Transfer from Prior Year Authorization			500						500
Total Winnipeg Transit Master Plan (WTMP) Implementation Planning & Design	198		2,200						2,200

CAPITAL PROJECT SUMMARY *(in Thousands of $)*	PAGE NO.	ADOPTED BUDGET	PRELIMINARY						6-YEAR TOTAL
			BUDGET	FORECAST					
		2022	2023	2024	2025	2026	2027	2028	2023-2028
Radios and Intelligent Transportation Systems (ITS) Replacement									
- Cash to Capital				7,130	266				7,396
- Investing in Canada Infrastructure Program (Federal Government)				5,390					5,390
- Investing in Canada Infrastructure Program (Provincial Government)				4,493					4,493
Total Radios and Intelligent Transportation Systems (ITS) Replacement	199			17,013	266				17,279
North Garage Replacement									
- Cash to Capital		450		962					962
- Investing in Canada Infrastructure Program (Federal Government)		12,799	34,561	24,857	806				60,224
- Investing in Canada Infrastructure Program (Provincial Government)		10,665	28,798	20,711	672				50,181
- Retained Earnings		1,500	1,500						1,500
- External Debt		17,115	23,525	18,789	705				43,019
Total North Garage Replacement	200	42,529	88,384	65,319	2,183				155,886
Primary Transit Network Infrastructure									
- Cash to Capital					635				635
- Investing in Canada Infrastructure Program (Federal Government)					2,478	4,788			7,266
- Investing in Canada Infrastructure Program (Provincial Government)					2,114	3,990			6,104
- External Debt					1,637	4,758			6,395
Total Primary Transit Network Infrastructure	202				6,864	13,536			20,400
Rapid Transit (Downtown Corridors) Preliminary Design									
- Cash to Capital					365	1,759			2,124
- Investing in Canada Infrastructure Program (Federal Government)					452	2,208			2,660
- Investing in Canada Infrastructure Program (Provincial Government)					376	1,840			2,216
Total Rapid Transit (Downtown Corridors) Preliminary Design	203				1,193	5,807			7,000
Wheelchair Securements Retro-fit									
- Cash to Capital					3,556	232			3,788
- Investing in Canada Infrastructure Program (Federal Government)					3,224	1,382			4,606
- Investing in Canada Infrastructure Program (Provincial Government)					2,687	1,151			3,838
- External Debt					158	1,360			1,518
Total Wheelchair Securements Retro-fit	204				9,625	4,125			13,750
Transit Plus In House Service - First charge against the 2023 Capital Budget of up to $9.25 million (Council December 15, 2021)									
- Canada Community-Building Fund			6,442						6,442
- External Debt			2,808						2,808
Total Transit Plus In House Service	205		9,250						9,250
TOTAL TRANSIT		99,915	129,829	128,988	69,761	133,263	24,592	43,683	530,116

To Table of Contents

CAPITAL PROJECT SUMMARY *(in Thousands of $)*	PAGE NO.	ADOPTED BUDGET 2022	PRELIMINARY BUDGET 2023	PRELIMINARY FORECAST 2024	2025	2026	2027	2028	6-YEAR TOTAL 2023-2028
WATERWORKS SYSTEM									
Waterworks System - Supply and Treatment									
Financed by Waterworks Retained Earnings:									
Shoal Lake Aqueduct Condition Assessment and Rehabilitation									
- Retained Earnings			500	500	1,400	900	4,600	1,400	9,300
- Transfer from Prior Year Authorization			1,000						1,000
Total Shoal Lake Aqueduct Condition Assessment and Rehabilitation	206		1,500	500	1,400	900	4,600	1,400	10,300
Shoal Lake Aqueduct Intake Facility Rehabilitation	207	1,200		1,200	3,800	100	1,000		6,100
Branch Aqueduct Condition Assessment and Rehabilitation	208	620	5,700		2,800	4,700	1,500		14,700
Tache Booster Pumping Station	209		1,100						1,100
Chlorination Upgrading at Pumping Stations	210		4,800						4,800
Regulatory Assessment of Water System Infrastructure and Supply Sources	211					250			250
Deacon Reservoir Cell Rehabilitation	212					100			100
Deacon Booster Pumping Station Suction Header Divider Wall and Valve		1,335							
Discharge Meter Upgrades at the In-town Pumping Stations	213		550	2,150					2,700
Water Treatment Plant Programmable Logic Controllers Upgrade	214		2,000	3,880					5,880
Pumping Stations Reliability Upgrades		480							
Study of Backup Power Supply for the Hurst Pumping Station		580							
Water Treatment Plant Asset Refurbishment and Replacement Program	215		2,200	9,800			1,300	11,350	24,650
Greater Winnipeg Water District Railway Capital Upgrades	216			150	850		300	2,000	3,300
Water Supply, Treatment, and Distribution Electrical Upgrades	217			150			1,600		1,750
Ultraviolet Light Disinfection Upgrade/Rehabilitation	218		400						400
HVAC Upgrades at Pumping Stations	219	600	450					1,850	2,300
Total Waterworks System - Supply and Treatment		4,815	18,700	17,830	8,850	6,050	10,300	16,600	78,330
Waterworks System - Distribution									
Financed by Waterworks Retained Earnings:									
CentrePort South (formerly Airport Area West) Water and Sewer Servicing									
- Retained Earnings		2,750							
- Federal/Provincial Government Funding			5,000						5,000
- Province of Manitoba Strategic Infrastructure Funding			5,000						5,000
- External Debt		2,250							
Total CentrePort South Water and Sewer Servicing	220	5,000	10,000						10,000
Feeder Main Condition Assessment and Rehabilitation	221	950	300	3,700	2,700	350		250	7,300
Water and Wastewater Infrastructure Capacity Study		3,000							
Water Meter Renewals									
- Water Meter Renewal Reserve	222				16,000	23,000	38,000	36,000	113,000
Water Main Renewals									
- Water Main Renewal Reserve	223	18,500	18,000	19,000	19,500	20,250	21,250	22,750	120,750

To Table of Contents

CAPITAL PROJECT SUMMARY *(in Thousands of $)*	PAGE NO.	ADOPTED BUDGET	PRELIMINARY						6-YEAR TOTAL
			BUDGET	FORECAST					
		2022	2023	2024	2025	2026	2027	2028	2023-2028
Customer Billing and Work Management Systems Upgrades Program									
- Retained Earnings		350	550	750	900	1,750	175	180	4,305
- Transfer from Prior Year Authorization			1,500						1,500
Total Customer Billing and Work Management Systems Upgrades Program	224	350	2,050	750	900	1,750	175	180	5,805
Application and Data Integration									
- Retained Earnings		350		965	515	320			1,800
- Transfer from Prior Year Authorization			250						250
Total Application and Data Integration	225	350	250	965	515	320			2,050
Digital Enablement (formerly Digital Enablement for Plant and Field Employees)									
- Retained Earnings		750		1,250	500	250			2,000
- Transfer from Prior Year Authorization			1,200						1,200
Total Digital Enablement	226	750	1,200	1,250	500	250			3,200
Total Waterworks System - Distribution		28,900	31,800	25,665	40,115	45,920	59,425	59,180	262,105
TOTAL WATERWORKS SYSTEM (Utility Supported)		33,715	50,500	43,495	48,965	51,970	69,725	75,780	340,435
SEWAGE DISPOSAL SYSTEM									
Sewage Disposal System - Treatment									
Financed by Sewage Disposal System Retained Earnings:									
Sludge Drying Beds Decommissioning	227			375					375
Process Control System Master Plan and Upgrade									
- Retained Earnings					3,250	11,000			14,250
- Transfer from Prior Year Authorization			750						750
Total Process Control System Master Plan and Upgrade	228		750		3,250	11,000			15,000
Asset Refurbishment and Replacement Program - First charge against the 2023 Capital Budget of up to $2.0 million (Council January 26, 2023)	229	4,000	7,000	6,500	7,500	5,500	5,500	6,500	38,500
NEWPCC Upgrade: Nutrient Removal Facilities									
- Environmental Projects Reserve	230		15,000						15,000
Total Sewage Disposal System - Treatment		4,000	22,750	6,875	10,750	16,500	5,500	6,500	68,875
Sewage Disposal System - Collection									
Financed by Sewage Disposal System Retained Earnings:									
Arc Flash Hazard Analysis and Remediation	231	270	800	150					950
Lift Stations Upgrading	232	3,250	6,250	6,500	7,000	6,000	6,000	7,000	38,750
River Crossings Monitoring and Rehabilitation	233	3,500	730						730
Combined Sewer Overflow and Basement Flood Management Strategy									
- Environmental Projects Reserve	234	30,000	28,000	47,000	41,500	46,500	47,000	30,000	240,000

CAPITAL PROJECT SUMMARY *(in Thousands of $)*	PAGE NO.	ADOPTED BUDGET	PRELIMINARY						6-YEAR TOTAL
			BUDGET	FORECAST					
		2022	2023	2024	2025	2026	2027	2028	2023-2028
Southwest Interceptor									
- Retained Earnings			1,000	4,000	35,000	20,000	35,000		95,000
- Transfer from Prior Year Authorization		350							
Total Southwest Interceptor	235	350	1,000	4,000	35,000	20,000	35,000		95,000
Environmental Standards Laboratory Facility Plan	237					560			560
Supervisory Control and Data Acquisition (SCADA) Upgrades for Collection System	238					500	500	350	1,350
D'Arcy Lift Station Load Shedding Upgrade	239		575						575
Vacuum Truck Decanting Facility	240		200	400				900	1,500
CentrePort South (formerly Airport Area West) Water and Sewer Servicing									
- Retained Earnings		9,250							
- Federal/Provincial Government Funding			15,000						15,000
- Province of Manitoba Strategic Infrastructure Funding			15,000						15,000
- External Debt		5,750							
- Transfer from Prior Year Authorization		1,000							
Total CentrePort South Water and Sewer Servicing	241	16,000	30,000						30,000
Sewer Renewals									
- Sewer System Rehabilitation Reserve	242	18,000	18,500	21,000	21,000	21,000	21,000	21,000	123,500
Water and Waste Department Business Intelligence									
- Retained Earnings		300	300	800	900	980	980	980	4,940
- Transfer from Prior Year Authorization		1,200	1,500						1,500
Total Water and Waste Department Business Intelligence	243	1,500	1,800	800	900	980	980	980	6,440
Customer Billing and Work Management Systems Upgrades Program									
- Retained Earnings		350	550	750	900	1,750	175	180	4,305
- Transfer from Prior Year Authorization			1,500						1,500
Total Customer Billing and Work Management Systems Upgrades Program	244	350	2,050	750	900	1,750	175	180	5,805
Digital Customer Solutions									
- Retained Earnings		350		1,065	715	300			2,080
- Transfer from Prior Year Authorization			500						500
Total Digital Customer Solutions	245	350	500	1,065	715	300			2,580
Water and Waste Department Document Management System		250							
Water and Waste Department Learning Management System	246			565					565
Supervisory Control and Data Acquisition (SCADA) Security and Integration Improvements	247		600	1,200	1,300				3,100
Total Sewage Disposal System - Collection		73,820	91,005	83,430	108,315	97,590	110,655	60,410	551,405
TOTAL SEWAGE DISPOSAL SYSTEM (Utility Supported)		77,820	113,755	90,305	119,065	114,090	116,155	66,910	620,280

To Table of Contents

CAPITAL PROJECT SUMMARY *(in Thousands of $)*	PAGE NO.	ADOPTED BUDGET 2022	PRELIMINARY BUDGET 2023	PRELIMINARY FORECAST 2024	2025	2026	2027	2028	6-YEAR TOTAL 2023-2028
SOLID WASTE DISPOSAL									
Solid Waste Disposal - Landfill									
Financed by Retained Earnings:									
Brady Road Resource Management Facility - Cell Construction - First charge against the 2023 Capital Budget of up to $1.8 million (Council January 26, 2023)	248	**750**	**1,800**		**500**	**2,800**	**1,000**	**1,500**	**7,600**
Brady Road Resource Management Facility - Alternative Energy Project									
- External Debt		**2,500**							
Closed Landfill Site Improvement									
- Landfill Rehabilitation Reserve	249	**100**	**100**						**100**
Soil Fabrication for Landfill Cover									
- Landfill Rehabilitation Reserve	250	**1,300**	**1,300**	**1,350**	**1,400**	**1,400**	**1,500**	**900**	**7,850**
Brady Road Resource Management Facility - Landfill Gas Capture Expansion	251			**1,000**			**1,400**	**1,000**	**3,400**
Brady Road Resource Management Facility - Drainage and Roadways		**770**							
Total Solid Waste Disposal - Landfill		**5,420**	**3,200**	**2,350**	**1,900**	**4,200**	**3,900**	**3,400**	**18,950**
Solid Waste Disposal - Collection									
Financed by Solid Waste Disposal Waste Diversion Reserve:									
Comprehensive Integrated Waste Management Strategy (CIWMS) - Review	252		**390**					**450**	**840**
Winnipeg Climate Action Plan and Policy Updates									
- Climate Action Reserve	253		**330**					**330**	**660**
Data Collection Enhancement for Winnipeg Climate Action Plan									
- Climate Action Reserve	254		**330**						**330**
Collections Management System									
- Waste Diversion Reserve		**250**	**200**						**200**
- Transfer from Prior Year Authorization		**500**	**200**						**200**
Total Collections Management System	255	**750**	**400**						**400**
Total Solid Waste Disposal - Collection		**750**	**1,450**					**780**	**2,230**
TOTAL SOLID WASTE DISPOSAL SYSTEM (Utility Supported)		**6,170**	**4,650**	**2,350**	**1,900**	**4,200**	**3,900**	**4,180**	**21,180**
LAND DRAINAGE UTILITY									
Land Drainage and Flood Control									
Financed by Transfer from Sewage Disposal System Fund:									
Flood Pumping Station Rehabilitation	256	**1,000**	**1,500**	**1,500**	**1,500**	**1,500**	**1,500**	**1,500**	**9,000**
Land Drainage Sewers - Regional / Local Streets	257			**100**	**100**	**100**	**100**	**100**	**500**
Stormwater Retention Basin Upgrades									
- Transfer from Sewage Disposal System Fund		**300**	**315**	**485**			**600**		**1,400**
- Transfer from Prior Year Authorization			**100**						**100**
Total Stormwater Retention Basin Upgrades	258	**300**	**415**	**485**			**600**		**1,500**

To Table of Contents

CAPITAL PROJECT SUMMARY *(in Thousands of $)*	PAGE NO.	ADOPTED BUDGET	PRELIMINARY						6-YEAR TOTAL
			BUDGET	FORECAST					
		2022	2023	2024	2025	2026	2027	2028	2023-2028
Outfall Rehabilitation	259	3,550	1,000	1,000	2,000	2,000	3,200	2,000	11,200
Land Drainage and Combined Sewers Outfall Gate Structures	260	2,800		2,150	3,000				5,150
Floodplain Management		550							
Development Agreement Paybacks									
- Developer Capacity Charges			400		1,200				1,600
- Transfer from Sewage Disposal System Fund		600							
Total Development Agreement Paybacks	261	600	400		1,200				1,600
Primary Line of Defense Condition Assessment	262			750					750
TOTAL LAND DRAINAGE UTILITY (Utility Supported)		8,800	3,315	5,985	7,800	3,600	5,400	3,600	29,700
SPECIAL OPERATING AGENCIES									
WINNIPEG FLEET MANAGEMENT AGENCY									
Financed by Accumulated Surplus (Retained Earnings):									
Shop Tools & Equipment Upgrades	263	250	100	289	270	230	230	230	1,349
Power Tools	264	125		125		125	125	125	500
Building Renovations	265	748	782	792	507	222	222	222	2,747
Fleet Asset Acquisitions									
- External Debt	266	15,670	15,670	15,670	15,670	15,670	15,670	15,670	94,020
Fuel Site Upgrades and Improvements	267					200	200	200	600
TOTAL WINNIPEG FLEET MANAGEMENT AGENCY		16,793	16,552	16,876	16,447	16,447	16,447	16,447	99,216
WINNIPEG PARKING AUTHORITY									
Financed by Accumulated Surplus (Retained Earnings):									
Automated License Plate Recognition (ALPR) Program	268	153	178	158	249	168	200	187	1,140
TOTAL WINNIPEG PARKING AUTHORITY		153	178	158	249	168	200	187	1,140

This page intentionally left blank.

Return to Table of Contents

Capital Project Detail

2023 Preliminary Capital Budget and 2024 to 2028 Five-Year Forecast

Notes:

1. Capital Budget amounts are estimates only and are subject to materials management policy (e.g. tenders, bids, and contract awards including Public Private Partnership Proposals).

2. The Public Service uses a cost estimate classification determined using AACE International Recommended Practices for capital budget estimates – see Appendix 2.

3. Included in the capital project authorizations are corporate and departmental overhead amounts (FTE related costs, administrative costs, etc.). Consistent with asset management principles, specific recoveries are included in the capital project business case/basis of estimate. Actual expenses may vary from budget depending on in-year circumstances.

4. Included in the capital budget authorizations, for Public Works only, are amounts for Strategic Municipal Infrastructure Research (SMIR), not to exceed 0.5% of tax-supported infrastructure preservation capital budgets, as approved by Council on April 30, 2003. Infrastructure is defined as permanent physical systems of a community, including roadways, utilities, water, sewage, buildings and parks. SMIR funding is essential to undertake research that will optimize life cycle costs and innovate to provide the best value for construction and preservation of Public Works infrastructure.

5. Capital projects could be aligned to multiple *OurWinnipeg* goals; however, the most relevant goal is noted on individual projects. *OurWinnipeg* is the guiding development plan for the City.

Table of Contents

Capital Projects Listing by Department

Public Works 41
Community Services 102
Winnipeg Police Service 117
Fire Paramedic Service 144
Planning, Property and Development 154
Assets and Project Management (Municipal Accommodations) 163
City Clerks 168
Innovation & Technology 172
Customer Service and Communications 183
Assessment and Taxation 184
Transit 187
Water and Waste 206
Winnipeg Fleet Management Agency 263
Winnipeg Parking Authority 268

Return to Table of Contents

Project Name: **Pedestrian and Cycling Program**

Standing Policy Committee: Public Works

Department: Public Works
Project: 1832000123

Service: Transportation Planning and Traffic Management
OurWinnipeg: Environmental Resilience

AUTHORIZATION	Previous Budgets	2023 Estimate	FORECAST 2024	2025	2026	2027	2028	Five-Year Forecast Total	Six-Year Total
Project Costs ($000's)	N/A *	1,890	1,651	1,683	2,321	2,899	3,000	11,554	13,444
Financed by:									
Cash to Capital				842	483	250	300	1,875	1,875
Canada Community-Building Fund		945	800	841	1,838	2,649	2,700	8,828	9,773
External Debt		945	851					851	1,796

CASH FLOW	2023	2024	2025	2026	2027	2028	Beyond 2028	Total
Project Costs ($000's)	1,606	1,687	1,679	2,225	2,812	2,985	450	13,444
Financed by:								
Cash to Capital			715	537	285	293	45	1,875
Canada Community-Building Fund	803	822	835	1,689	2,527	2,692	405	9,773
External Debt	803	865	128					1,796

NET OPERATING IMPACT ($000's)	2023	2024	2025	2026	2027	2028
Operating costs						
Debt and finance charges	31	86	114	118	118	118
Transfer to General Capital Fund			842	483	250	300
Total Direct Costs	31	86	956	601	368	418
Less: Incremental Revenue/Recovery	36	38	38	39	41	43
Net Cost/(Benefit)	(5)	48	918	562	327	375
Incremental Full Time Equivalent Positions	-	-	-	-	-	-

Class Estimate: Not applicable, as this is a program

Projects in 2023 will not proceed to construction until a class 3 estimate is obtained.

Budget is used for the construction of new pedestrian and cycling facilities, facilities enhancements, studies, and support for public education, awareness and promotions of walking and cycling. The budget may be utilized for the purchase of land to facilitate the delivery of new and enhanced facilities as required. Funding is also used to support public engagement and design studies in advance of planned road renewals.

The Pedestrian and Cycling Program supports the delivery of the City's long-term vision to maximize transportation options by ensuring the accessibility, comfort, and safety of walking and cycling in Winnipeg.

The Director of Public Works may be required to reallocate funds within the Pedestrian and Cycling Program based on financing requirements.

On July 15, 2015, Council approved the Winnipeg Pedestrian and Cycling Strategies (PCS) with the following motion: All costs included in the Pedestrian and Cycling Strategies are estimates, no budget allocation is included with the approval of the Pedestrian and Cycling Strategies document, and all projects and project costs relating to the Pedestrian and Cycling Strategies document will be considered by City Council through the annual budget process. Pedestrian and Cycling Action Plans will be presented to the Standing Policy Committee for information on a yearly basis to provide status updates on previous and current projects.

Pedestrian and Cycling Program (continued):

On July 13, 2016, Council approved the recommendation of the Standing Policy Committee on Infrastructure Renewal and Public Works: That all projects related to the Pedestrian and Cycling Strategies document be submitted to the Standing Policy Committee on Infrastructure Renewal and Public Works for recommendation to Council.

On April 20, 2021, the Standing Policy Committee on Infrastructure Renewal and Public Works passed a motion that every September the Public Service shall provide the standing committee with the next year's proposed work plan for the Pedestrian and Cycling Strategies document, highlighting any changes from the current five-year forecast.

Any surplus funds will automatically be transferred to the following year's Pedestrian and Cycling Program Budget. On December 15, 2021, Council directed that any surplus funds from Active Transportation (AT) infrastructure identified as part of the report described in Recommendation 2.J. of the 2022 budget be transferred and dedicated to the following year's AT capital program.

On December 15, 2021, Council directed (as per 2022 Adopted Capital Budget recommendation 2L) the Public Service to:

i. Include active transportation facilities in all road renewals and rehabilitations that have been included in the 2022 Preliminary Capital Budget and 2023 to 2027 Five-Year Forecast, if facilities in those locations have been identified within the Winnipeg Pedestrian and Cycling Strategies.

ii. That in the event the road project and the active transportation facilities exceed the delegated authorities of the public service, or the project cannot be built as contemplated in the Winnipeg Pedestrian and Cycling Strategies, the Public Service be directed to report back to the appropriate Committee of Council on their recommendation to construct the facilities as prescribed, with a request for additional spending authorities, or recommend an alternate plan to restore the connectivity of the active transportation strategies network.

iii. Update the Winnipeg Pedestrian and Cycling Strategies in conjunction with the next update of the Transportation Master Plan to ensure that future roads investments requiring AT will be reviewed and analyzed prior to making road investments.

* N/A - No amounts have been included in the "Previous Budgets" due to this program's on-going nature.

The Pedestrian and Cycling Program supports the following program areas:

Sidewalks Regional and Non-Regional - Various Locations

Includes construction of new sidewalks on regional streets where none presently exist and where provision is warranted. Provides additional funding to support pedestrian crossings improvements and/or crossing upgrades on regional streets. The prioritization of future locations will be guided by the Pedestrian and Cycling Strategies, which is currently being updated as part of the Transportation Master Plan 2050 process. Upon its completion, the priority sidewalk locations will be identified through the annual Pedestrian and Cycling Program update or the annual capital budget process.

Includes construction of new sidewalks on non-regional streets that must meet at least one of the following:

• connect existing sidewalks to a significant destination business/public facility/senior facility, etc.

• is located within 1.5 km of a school and has been identified by a Neighbourhood Based Consultation process (for example a School Travel Plan or Neighbourhood Area Plan);

• is required to connect pedestrians to a bus stop, where the property owners fronting the proposed sidewalk are not considered to be the main or a major benefiter from the new sidewalk, and likely would not support the sidewalk as a Local Improvement.

Bicycle Corridors

Development of new bicycle facilities on the Bicycle Network as prioritized in the Pedestrian and Cycling Strategies. Provides support to complete gaps in the Bicycle Network. Supports the supply and installation of permanent and temporary bicycle parking through an annual Bicycle Parking Grant program. Provides additional funding to support the development of Neighbourhood Greenways during local street renewal projects. Considers support for a pedestrian and cycling monitoring strategy. Supports the replacement of pre-cast curbs on existing routes, as required.

Development of Neighbourhood Greenways - bike routes introduced on neighbourhood streets with low vehicle speeds and volumes that may include a range of treatments to slow down traffic and reduce traffic volumes to improve safety for walking, biking and driving.

Recreational Walkways and Bicycle Paths

Construction of new recreational walkways and off-street bicycle path facilities where no walkway or cycle facility presently exists, and where the provision of such a facility is warranted.

Public Education, Awareness and Promotion

Support educational programming, public safety and awareness in support of walking and cycling. Supports the promotion of new and existing pedestrian and cycling facilities including a walking and cycling communications strategy. Considers support for a City-wide wayfinding system.

Pedestrian and Cycling Program (continued):

Partnership Grant Program

The Public Education, Awareness and Promotion grant program provides a funding opportunity for not-for-profit / community based industry partners who promote cycling and active transportation in Winnipeg. Grant applications are submitted, assessed and approved annually.

PEDESTRIAN AND CYCLING PROGRAM Authorization ($000's)	2023	2024	2025	2026	2027	2028	Six-Year Total
Sidewalks Regional and Non-Regional - Various Locations		346	146	530			1,022
Bicycle Corridors:							
Transcona Trail Extension Study and Construction		475					475
Neighbourhood Greenways	125	175		200			500
Ruby St / Banning St Neighbourhood Greenway Phase 1 Construction					800		800
Cyclist Detection Signal Actuation Select Locations			50				50
St. Matthews Protected Bike Lane Upgrade - Preliminary Design		220		900			1,120
Maryland Ave/Sherbrook Ave Upgrade to Protected Bike Lane			200				200
Cycling Monitoring Data Collection	70	55	20	20	20		185
Pre-cast Curb Replacement					380		380
Harrow St - Southwest Transitway Multi-use Path Connection	75						75
Recreational Walkways and Bicycle Paths:							
Wellington Ave Airport Connection	200						200
The Forks - Red River Mutual Walking and Cycling Trail Improvements	20	20	20				60
Bicycle Parking Partnership Grants	30	30	30	30			120
Togo Ave. to Churchill Dr. - Multi-use Path Extension					300		300
Northwest Hydro Corridor Phase 2 Const. Church Ave to Casino	1,143		880				2,023
Temporary/Pilot Walking and Cycling Projects - Various Locations	40						40
Public Education Awareness and Promotion:							
Communication and Promotions	25	25	25	25			100
Partnership Grant Program:	160	160	160	160			640
2023 Allocation Winnipeg Repair Education and Cycling Hub (The WRENCH) - $50,000 The Goal5 Learn to Ride Program for Adult Women (Winnipeg Trails Association) - $28,700 Commuter Challenge and Jack Frost Challenge (Green Action Centre) - $18,000 Bike to School Month (Green Action Centre) - $10,000 Bicycling Education and Skills Training (BEST) (Green Action Centre) - $20,000 Bike Week Winnipeg - $30,000 La Coop Vélo-Cité - $3,300							
Active Safe Routes to School, various locations		143	150	454			747
Kildonan Park Bergen Bridge Lease North Winnipeg Parkway	2	2	2	2	2		10
Funding to be allocated					1,397	3,000	4,397
Total Pedestrian and Cycling Program	**1,890**	**1,651**	**1,683**	**2,321**	**2,899**	**3,000**	**13,444**

Pedestrian and Cycling Program (continued):

For information purposes, the table below highlights Regional Street Renewal projects, within the Regional and Local Street Renewal Program, for which Active Transportation facility funding has been identified. Amounts are at a class 5 estimate.

($000's)	2023	2024	2025	2026	2027	2028	Total
Regional Street Renewals:							
Pembina Hwy - McGillivray to Chevrier * - protected bike lanes	2,710						2,710
Jubilee Ave - Osborne to Pembina - reconstruct existing multi-use path and construct new path on Cockburn from Jubilee to Churchill	700						700
	3,410	**-**	**-**	**-**	**-**	**-**	**3,410**

See Appendix 6 for details on Active Transportation project funding in the 2023 capital budget.

* Regional Street Renewal funding approved in the 2022 adopted budget.

Project Name: **Portable Traffic Study Equipment**

Standing Policy Committee: Public Works

Department: Public Works
Project: 1833000224

Service: Transportation Planning and Traffic Management
OurWinnipeg: City Building

AUTHORIZATION	Previous Budgets	2023 Estimate	FORECAST 2024	2025	2026	2027	2028	Five-Year Forecast Total	Six-Year Total
Project Costs ($000's)	-	-	162	-	-	-	-	162	162
Financed by:									
Cash to Capital			32					32	32
Canada Community-Building Fund			130					130	130

CASH FLOW	2023	2024	2025	2026	2027	2028	Beyond 2028	Total
Project Costs ($000's)	-	138	24	-	-	-	-	162
Financed by:								
Cash to Capital		27	5					32
Canada Community-Building Fund		111	19					130

NET OPERATING IMPACT ($000's)	2023	2024	2025	2026	2027	2028
Operating costs						
Debt and finance charges						
Transfer to General Capital Fund		32				
Total Direct Costs	-	32	-	-	-	-
Less: Incremental Revenue/Recovery						
Net Cost/(Benefit)	-	32	-	-	-	-
Incremental Full Time Equivalent Positions	-	-	-	-	-	-

Class Estimate: 3

Funding will be used to replace portable traffic study equipment that is nearing end-of-life including:

• Automated midblock counters; and

• Video collection units for manual traffic studies.

With the adoption of the 2023 Capital Budget, Council authorizes a first charge in the amount of $162,000 in 2023 or prior to the adoption of the 2024 capital budget to facilitate timely equipment replacement.

Project Name: **Transportation Master Plan**

Standing Policy Committee: Public Works

Department: Public Works
Project: 1833000123

Service: Transportation Planning and Traffic Management
OurWinnipeg: City Building

AUTHORIZATION	Previous Budgets	2023 Estimate	FORECAST 2024	2025	2026	2027	2028	Five-Year Forecast Total	Six-Year Total
Project Costs ($000's)	N/A *	154	154	846	205	-	-	1,205	1,359
Financed by:									
Cash to Capital			31	168	41			240	240
Canada Community-Building Fund			123	678	164			965	965
External Debt		154						-	154

CASH FLOW	2023	2024	2025	2026	2027	2028	Beyond 2028	Total
Project Costs ($000's)	131	154	742	301	31	-	-	1,359
Financed by:								
Cash to Capital		26	147	60	7			240
Canada Community-Building Fund		105	595	241	24			965
External Debt	131	23						154

NET OPERATING IMPACT ($000's)	2023	2024	2025	2026	2027	2028
Operating costs						
Debt and finance charges	8	17	19	19	19	19
Transfer to General Capital Fund		31	168	41		
Total Direct Costs	8	48	187	60	19	19
Less: Incremental Revenue/Recovery	4	3	12	5	1	
Net Cost/(Benefit)	4	45	175	55	18	19
Incremental Full Time Equivalent Positions	-	-	-	-	-	-

Class Estimate: Not applicable, as this is a program

Updating information that affects the recommendations in the Transportation Master Plan is necessary to account for temporal changes in land use and transportation needs. This is also required to meet the needs of OurWinnipeg and Complete Communities.

A comprehensive revision commenced in 2019.

Beyond the Transportation Master Plan, follow-up and related projects in 2023-2026 are anticipated to include:

• Winnipeg Truck Data and Model Development (2023)

• Winnipeg Areas Travel Study (WATS) Update (2024 and 2025)

• Winnipeg Microscopic Transportation Model (Downtown and Norwood Bridge/St. Mary's/Marion) (2026)

* N/A - No amounts have been included in the "Previous Budgets" due to this program's on-going nature.

Project Name: **Traffic Signals Vehicle Detection Program**

Standing Policy Committee: Public Works

Department: Public Works
Project: 1831100223

Service: Transportation Planning and Traffic Management
OurWinnipeg: Good Health and Well-Being

AUTHORIZATION	Previous Budgets	2023 Estimate	FORECAST 2024	2025	2026	2027	2028	Five-Year Forecast Total	Six-Year Total
Project Costs ($000's)	N/A *	250	250	250	250	250	250	1,250	1,500
Financed by:									
Frontage Levy		250	250	250	250	250	250	1,250	1,500

CASH FLOW	2023	2024	2025	2026	2027	2028	Beyond 2028	Total
Project Costs ($000's)	213	250	250	250	250	250	37	1,500
Financed by:								
Frontage Levy	213	250	250	250	250	250	37	1,500

NET OPERATING IMPACT ($000's)	2023	2024	2025	2026	2027	2028
Operating costs						
Debt and finance charges						
Transfer to General Capital Fund						
Total Direct Costs	-	-	-	-	-	-
Less: Incremental Revenue/Recovery	7	8	8	8	8	8
Net Cost/(Benefit)	(7)	(8)	(8)	(8)	(8)	(8)
Incremental Full Time Equivalent Positions	-	-	-	-	-	-

Class Estimate: Not applicable, as this is a program

This is an annual program which includes city-wide repair and replacement of vehicle detection loops in order to maintain proper (designed) operation of signalized intersections. This program also considers installation of non-intrusive detection in locations unsuitable for loops, subject to funding availability.

* N/A - No amounts have been included in the "Previous Budgets" due to this program's on-going nature.

Project Name: **Traffic Signals Bases Replacements**

Standing Policy Committee: Public Works

Department: Public Works
Project: 1831100126

Service: Transportation Planning and Traffic Management
OurWinnipeg: Good Health and Well-Being

AUTHORIZATION	Previous Budgets	2023 Estimate	FORECAST 2024	2025	2026	2027	2028	Five-Year Forecast Total	Six-Year Total
Project Costs ($000's)	N/A *	-	-	-	1,500	2,500	2,500	6,500	6,500
Financed by:									
Frontage Levy					1,500	1,500	1,500	4,500	4,500
Canada Community-Building Fund						1,000	1,000	2,000	2,000

CASH FLOW	2023	2024	2025	2026	2027	2028	Beyond 2028	Total
Project Costs ($000's)	-	-	-	1,275	2,350	2,500	375	6,500
Financed by:								
Frontage Levy				1,275	1,500	1,500	225	4,500
Canada Community-Building Fund					850	1,000	150	2,000

NET OPERATING IMPACT ($000's)	2023	2024	2025	2026	2027	2028
Operating costs						
Debt and finance charges						
Transfer to General Capital Fund						
Total Direct Costs	-	-	-	-	-	-
Less: Incremental Revenue/Recovery				42	59	61
Net Cost/(Benefit)	-	-	-	(42)	(59)	(61)
Incremental Full Time Equivalent Positions	-	-	-	-	-	-

Class Estimate: Not applicable, as this is a program

Traffic signal bases provide the structural foundation for traffic signal poles and cabinets. As a result, they are crucial for the safe construction and operation of traffic signals. This program is to replace traffic signal bases in poor condition. In total, 502 high-risk bases must be replaced over 10 years (50 per year). This represents 7% of the bases in the City.

* N/A - No amounts have been included in the "Previous Budgets" due to this program's on-going nature.

Project Name: **Traffic Management Centre Evergreening Program**

Standing Policy Committee: Public Works

Department: Public Works
Project: 1833000324

Service: Transportation Planning and Traffic Management
OurWinnipeg: Good Health and Well-Being

AUTHORIZATION	Previous Budgets	2023 Estimate	FORECAST 2024	2025	2026	2027	2028	Five-Year Forecast Total	Six-Year Total
Project Costs ($000's)	N/A *	-	200	200	200	200	200	1,000	1,000
Financed by:									
Canada Community-Building Fund			200	200	200	200	200	1,000	1,000

CASH FLOW	2023	2024	2025	2026	2027	2028	Beyond 2028	Total
Project Costs ($000's)	-	170	200	200	200	200	30	1,000
Financed by:								
Canada Community-Building Fund		170	200	200	200	200	30	1,000

NET OPERATING IMPACT ($000's)	2023	2024	2025	2026	2027	2028
Operating costs						
Debt and finance charges						
Transfer to General Capital Fund						
Total Direct Costs	-	-	-	-	-	-
Less: Incremental Revenue/Recovery		2	3	3	3	3
Net Cost/(Benefit)	-	(2)	(3)	(3)	(3)	(3)
Incremental Full Time Equivalent Positions	-	-	-	-	-	-

Class Estimate: Not applicable, as this is a program

Funding for this program will provide for the renewal of Traffic Management Centre (TMC) equipment which has reached the end of its useful life. This program also includes the renewal of modems for both TMC cameras and traffic signal controllers as part of supporting the full range of TMC services.

* N/A - No amounts have been included in the "Previous Budgets" due to this program's on-going nature.

Project Name: **Road Safety Improvement Program (formerly Traffic Engineering Improvements - Various Locations)**

Standing Policy Committee: Public Works

Department: Public Works
Project: 1831000123

Service: Transportation Planning and Traffic Management
OurWinnipeg: Good Health and Well-Being

AUTHORIZATION	Previous Budgets	2023 Estimate	FORECAST 2024	2025	2026	2027	2028	Five-Year Forecast Total	Six-Year Total
Project Costs ($000's)	N/A *	1,264	1,200	2,352	1,402	3,294	3,000	11,248	12,512
Financed by:									
Frontage Levy		1,264	1,200	2,352	1,402	3,294	3,000	11,248	12,512

CASH FLOW	2023	2024	2025	2026	2027	2028	Beyond 2028	Total
Project Costs ($000's)	1,074	1,210	2,179	1,545	3,010	3,044	450	12,512
Financed by:								
Frontage Levy	1,074	1,210	2,179	1,545	3,010	3,044	450	12,512

NET OPERATING IMPACT ($000's)	2023	2024	2025	2026	2027	2028
Operating costs						
Debt and finance charges						
Transfer to General Capital Fund						
Total Direct Costs	-	-	-	-	-	-
Less: Incremental Revenue/Recovery	35	39	71	50	98	99
Net Cost/(Benefit)	(35)	(39)	(71)	(50)	(98)	(99)
Incremental Full Time Equivalent Positions	-	-	-	-	-	-

Class Estimate: Not applicable, as this is a program

This is an annual program which includes city-wide installation of:

• new full signals, half signals and pedestrian corridors based on priority warrant systems **

• roadside safety improvements

• traffic calming measures

• left turn signal phases

• traffic sign upgrades

• railway crossing safety improvements

• installation of permanent pavement markings

• research studies and operational reviews

* N/A - No amounts have been included in the "Previous Budgets" due to this program's on-going nature.

** Locations are submitted to Standing Policy Committee on Public Works for approval prior to construction.

Project Name: **Upgrade Noise Policies and Equipment Study**

Standing Policy Committee: Public Works

Department: Public Works
Project: 1831100124

Service: Transportation Planning and Traffic Management
OurWinnipeg: Good Health and Well-Being

AUTHORIZATION	Previous Budgets	2023 Estimate	FORECAST 2024	2025	2026	2027	2028	Five-Year Forecast Total	Six-Year Total
Project Costs ($000's)	-	-	100	-	-	-	-	100	100
Financed by:									
Cash to Capital			100					100	100

CASH FLOW	2023	2024	2025	2026	2027	2028	Beyond 2028	Total
Project Costs ($000's)	-	85	15	-	-	-	-	100
Financed by:								
Cash to Capital		85	15					100

NET OPERATING IMPACT ($000's)	2023	2024	2025	2026	2027	2028
Operating costs						
Debt and finance charges						
Transfer to General Capital Fund		100				
Total Direct Costs	-	100	-	-	-	-
Less: Incremental Revenue/Recovery						
Net Cost/(Benefit)	-	100	-	-	-	-
Incremental Full Time Equivalent Positions	-	-	-	-	-	-

Class Estimate: 5

Initiation of a study to develop an update to the City of Winnipeg Motor Vehicle Noise Policies and Guidelines (1984). The study shall make recommendations to provide definition and clarity, develop material & construction standard details of noise attenuation barriers, update noise modeling requirements, and define existing noise collection & analysis requirements.

Project Name: **Inner-Ring Road - Functional Design**

Standing Policy Committee: Public Works

Department: Public Works
Project: 1803000124

Service: Roadway Construction and Maintenance
OurWinnipeg: City Building

AUTHORIZATION	Previous Budgets	2023 Estimate	FORECAST 2024	2025	2026	2027	2028	Five-Year Forecast Total	Six-Year Total
Project Costs ($000's)	-	-	375	375	-	-	-	750	750
Financed by:									
Cash to Capital			75	75				150	150
Canada Community-Building Fund			300	300				600	600

CASH FLOW	2023	2024	2025	2026	2027	2028	Beyond 2028	Total
Project Costs ($000's)	-	319	375	56	-	-	-	750
Financed by:								
Cash to Capital		64	75	11				150
Canada Community-Building Fund		255	300	45				600

NET OPERATING IMPACT ($000's)	2023	2024	2025	2026	2027	2028
Operating costs						
Debt and finance charges						
Transfer to General Capital Fund		75	75			
Total Direct Costs	-	75	75	-	-	-
Less: Incremental Revenue/Recovery						
Net Cost/(Benefit)	-	75	75	-	-	-
Incremental Full Time Equivalent Positions	-	-	-	-	-	-

Class Estimate: 5

Commencement of a functional design study in 2024 to identify the requirements to achieve a limited access, high level of mobility Inner-Ring Road system utilizing roads within the Strategic Road Network, as identified in the Transportation Master Plan.

Project Name: **Salt and Sand Storage Shed**

Standing Policy Committee: Public Works

Department: Public Works
Project: 1803000124

Service: Roadway Snow Removal and Ice Control
OurWinnipeg: Good Health and Well-Being

AUTHORIZATION	Previous Budgets	2023 Estimate	FORECAST 2024	2025	2026	2027	2028	Five-Year Forecast Total	Six-Year Total
Project Costs ($000's)	-	-	478	-	-	-	-	478	478
Financed by:									
Cash to Capital			92					92	92
Canada Community-Building Fund			386					386	386

CASH FLOW	2023	2024	2025	2026	2027	2028	Beyond 2028	Total
Project Costs ($000's)	-	406	72	-	-	-	-	478
Financed by:								
Cash to Capital		78	14					92
Canada Community-Building Fund		328	58					386

NET OPERATING IMPACT ($000's)	2023	2024	2025	2026	2027	2028
Operating costs						
Debt and finance charges						
Transfer to General Capital Fund		92				
Total Direct Costs	-	92	-	-	-	-
Less: Incremental Revenue/Recovery		7	1			
Net Cost/(Benefit)	-	85	(1)	-	-	-
Incremental Full Time Equivalent Positions	-	-	-	-	-	-

Class Estimate: 5

Rehabilitation of the Salt and Sand Storage Facility at 1220 Pacific Ave. The work consists of replacing the dome canvas, corrosion treatment of truss members, surface restoration of concrete walls, and sealing of gaps in between the concrete wall and floor.

The work would maintain the City's compliance with applicable federal and provincial legislation regarding the storage and use of snow and ice control products.

Project Name: **St. Anne's Road Widening**

Standing Policy Committee: Public Works

Department: Public Works
Project: 1803000227

Service: Transportation Planning and Traffic Management
OurWinnipeg: City Building

AUTHORIZATION	Previous Budgets	2023 Estimate	FORECAST 2024	2025	2026	2027	2028	Five-Year Forecast Total	Six-Year Total
Project Costs ($000's)	-	-	-	-	-	100	3,500	3,600	3,600
Financed by:									
Canada Community-Building Fund						100	3,500	3,600	3,600

CASH FLOW	2023	2024	2025	2026	2027	2028	Beyond 2028	Total
Project Costs ($000's)	-	-	-	-	85	2,990	525	3,600
Financed by:								
Canada Community-Building Fund					85	2,990	525	3,600

NET OPERATING IMPACT ($000's)	2023	2024	2025	2026	2027	2028
Operating costs						
Debt and finance charges						
Transfer to General Capital Fund						
Total Direct Costs	-	-	-	-	-	-
Less: Incremental Revenue/Recovery						37
Net Cost/(Benefit)	-	-	-	-	-	(37)
Incremental Full Time Equivalent Positions	-	-	-	-	-	-

Class Estimate: See table below

	2023	2024	2025	2026	2027	2028
Class Estimate					**4**	**5**
Authorization ($000's)						
Preliminary Design					100	
Detailed Design & Construction						3,500

Preliminary design in 2027 to extend the divided cross-section on St. Anne's Road southerly by approximately 280 metres through the intersection with Creek Bend Road. Detailed design and construction forecasted to begin in 2028.

Project Name: **Trade Route Corridors - Planning and Design**

Standing Policy Committee: Public Works

Department: Public Works
Project: 1803000123

Service: Transportation Planning and Traffic Management
OurWinnipeg: City Building

AUTHORIZATION	Previous Budgets	2023 Estimate	FORECAST 2024	2025	2026	2027	2028	Five-Year Forecast Total	Six-Year Total
Project Costs ($000's)	-	2,800	-	-	-	-	-	-	2,800
Financed by:									
Frontage Levy		2,800							2,800

CASH FLOW	2023	2024	2025	2026	2027	2028	Beyond 2028	Total
Project Costs ($000's)	2,380	420	-	-	-	-	-	2,800
Financed by:								
Frontage Levy	2,380	420						2,800

NET OPERATING IMPACT ($000's)	2023	2024	2025	2026	2027	2028
Operating costs						
Debt and finance charges						
Transfer to General Capital Fund						
Total Direct Costs	-	-	-	-	-	-
Less: Incremental Revenue/Recovery						
Net Cost/(Benefit)	-	-	-	-	-	-
Incremental Full Time Equivalent Positions	-	-	-	-	-	-

Class Estimate: Not applicable, as this is a program

Funds will support the development of post-preliminary design work for priority major capital transportation infrastructure projects to address priority transportation network improvements. The post-preliminary design work may include value for money assessments for evaluating alternative project delivery methods which may include traditional design/bid/build, design/build, public private partnership, and/or construction management delivery methods.

Project selection will be determined through the investment prioritization process in keeping with asset management best practices.

Work will not commence until a class 3 estimate is obtained.

PUBLIC WORKS - GENERAL CAPITAL FUND

Project Name: **Regional and Local Street Renewal**

Standing Policy Committee: Public Works

Department: Public Works
Project: 1804000123

Service: Roadway Construction and Maintenance
OurWinnipeg: Leadership and Good Governance

AUTHORIZATION	Previous Budgets	2023 Estimate	FORECAST 2024	2025	2026	2027	2028	Five-Year Forecast Total	Six-Year Total
Project Costs ($000's)	N/A *	155,820	138,774	160,460	165,113	177,178	180,079	821,604	977,424
Financed by:									
Frontage Levy		15,000	17,800	17,800	17,800	17,800	17,800	89,000	104,000
Local Street Renewal Reserve		62,457	73,857	85,757	98,257	110,840	123,990	492,701	555,158
Regional Street Renewal Reserve		48,688	46,917	53,638	48,856	48,338	38,089	235,838	284,526
Canada Community-Building Fund		1,885		3,065				3,065	4,950
Federal New Building Canada Fund (Accelerated Regional)		13,000						-	13,000
Province of Manitoba Accelerated Regional Roads		9,800						-	9,800
Funding from Other Municipalities		850						-	850
Future Services Account		200	200	200	200	200	200	1,000	1,200
Prior Years Surplus		3,940						-	3,940

CASH FLOW	2023	2024	2025	2026	2027	2028	Beyond 2028	Total
Project Costs ($000's)	132,447	141,331	157,207	164,415	175,369	179,644	27,011	977,424
Financed by:								
Frontage Levy	12,750	17,380	17,800	17,800	17,800	17,800	2,670	104,000
Local Street Renewal Reserve	53,088	72,147	83,972	96,382	108,953	122,018	18,598	555,158
Regional Street Renewal Reserve	41,385	47,183	52,630	49,573	48,416	39,626	5,713	284,526
Canada Community-Building Fund	1,602	283	2,605	460				4,950
Federal New Building Canada Fund (Accelerated Regional)	11,050	1,950						13,000
Province of Manitoba Accelerated Regional Roads	8,330	1,470						9,800
Funding from Other Municipalities	723	127						850
Future Services Account	170	200	200	200	200	200	30	1,200
Prior Years Surplus	3,349	591						3,940

NET OPERATING IMPACT ($000's)	2023	2024	2025	2026	2027	2028
Operating costs						
Debt and finance charges						
Transfer to General Capital Fund						
Total Direct Costs	-	-	-	-	-	-
Less: Incremental Revenue/Recovery	2,415	2,950	3,292	3,479	3,707	3,793
Net Cost/(Benefit)	(2,415)	(2,950)	(3,292)	(3,479)	(3,707)	(3,793)
Incremental Full Time Equivalent Positions	-	-	-	-	-	-

Class Estimate: Not applicable, as this is a program

Projects in 2023 will not proceed to construction until a class 3 estimate is obtained.

Regional and Local Street Renewal (continued):

Any surplus funds will automatically be transferred to the following year's Regional and Local Street Renewal Program Budget.

Funding includes $3.94 million rebudgeted from previously approved capital program budget - see Appendix 4.

On May 14, 2008, Council concurred in the recommendation that a policy be adopted to incorporate Active Transportation facilities into any reconstruction or rehabilitation required on any infrastructure identified as an Active Transportation facility in the Proposed Active Transportation Network. On July 15, 2015, Council adopted the Pedestrian and Cycling Strategies as the long range pedestrian and cycling transportation policy for the City of Winnipeg. Depending on the proposed street renewal treatment and the planning and priority status of the proposed sidewalk or pedestrian and/or cycling facility, the Regional and Local Street Renewal program may include new sidewalks or implement the intention of the Winnipeg Pedestrian and Cycling Strategies.

On December 15, 2021, Council directed that any surplus funds from Active Transportation (AT) infrastructure identified as part of the report described in Recommendation 2.J. of the 2022 adopted budget be transferred and dedicated to the following years' AT capital program.

* N/A - No amounts have been included in the "Previous Budgets" due to this program's on-going nature.

Regional Street Renewal Program

The Regional Street Renewal program includes the renewal and reconstruction of the City's regional streets, sidewalks and recreational walkways/paths, as well as incorporating pedestrian and cycling facilities on regional street renewal projects where identified in the Winnipeg Pedestrian and Cycling Strategies. The program also funds the condition rating of regional streets. The purpose of this program is to maintain the level of service, structural integrity, and rideability of the transportation infrastructure network.

All Regional Street Renewal projects have a warranty period after substantial completion and/or in-service date for which costs may be incurred by the City. The Director of Public Works is authorized to establish projects to a maximum of $100,000 each to charge costs associated with warranty work should the related Regional Streets project be closed. The capital budget for the new project will be allocated from other surpluses within the program.

Any new projects using surplus funds in the 2023 Regional Street Renewal Program shall be approved by the Standing Policy Committee on Public Works.

A Regional Street Renewal Reserve (RSRR) was established in 2014 to increase investment in regional streets. On March 20, 2019, Council approved a change to the RSRR to include repair, renewal, and replacement of bridges. A separate 1% property tax increase planned until 2022 and 0.3% thereafter, will continually fund this reserve each year to ensure a dedicated funding stream for regional streets.

Use of the Regional Street Renewal Reserve for purposes other than regional street, sidewalk or bridge renewals requires approval of 2/3 of City Council.

On March 22, 2018, the City received approval in principle from the Province and on September 4, 2018, received approval in principle from the Federal Government indicating the federal and provincial contributions towards the Accelerated Regional Renewals Application will be in the order of $100 million from each over 5 years (2019 to 2023).

On March 29, 2019, the City of Winnipeg and the Province of Manitoba executed the "Accelerated Regional Street Renewal Contribution Agreement", and on September 23, 2019, the City of Winnipeg and Canada executed the "Agreement for the City of Winnipeg Accelerated Regional Street Renewal Project". These agreements commit all parties to the funding arrangements as indicated in the Accelerated Regional Streets Renewal Program section of the Regional and Local Streets Program herein.

On December 15, 2021, Council authorized first charges in the amount of:

• $37.4 million on 2023 accelerated streets in 2022 or prior to the adoption of the 2023 capital budget to facilitate timely delivery of all 2023 accelerated regional street projects.

• $31.6 million on 2023 non-accelerated streets in 2022 or prior to the adoption of the 2023 capital budget to facilitate timely delivery of the projects.

Refer to Attachment 1 of the 2022 Budget Volume 2 - Council Recommendations for specific locations.

With adoption of the 2023 Capital Budget, Council authorizes first charges in the amount of $48.1 million for 2024 non-accelerated streets in 2023 or prior to the adoption of the 2024 capital budget to facilitate timely delivery of the projects. Refer to Attachment 1 of the 2023 Budget Volume 2 - Council Recommendations for specific locations.

Regional and Local Street Renewal (continued):

Local Street Renewal Program

Local Streets are all non-regional streets including residential streets, collector streets, industrial streets, and park streets. The Local Street Renewal program includes the renewal and reconstruction of the City's local streets, sidewalks, and alleys, as well as constructing new sidewalks on local street renewal projects where identified in the Winnipeg Pedestrian and Cycling Strategies or where the terms for New Non-Regional Sidewalks under the Pedestrian and Cycling Program are met. The program also funds the condition rating of streets, sidewalks, alleys and recreation walkways/paths. The purpose of this program is to maintain the level of service, structural integrity, and rideability of the transportation infrastructure network.

On November 20, 2013, Council amended the Local Improvement process by creating a pilot program for six years (2014-2019) whereby the City of Winnipeg will finance asphalt paving of granular lanes as local improvements to the maximum of 50% of the cost of the improvement; and approved that the $1 million Granular Lane Fund be used as a funding source for the City's share of the amended Local Improvement Program. On July 19th, 2018, the City of Winnipeg City Council approved a six year extension to this program (2020-2024). On December 15, 2021, Council extended the program to 2027. The approval of the annual budget will extend the program to the five-year capital forecast. The Granular Lane Improvement Program's annual $1.35 million includes $350,000 per year that is dedicated to the lane pulvimixing program.

On July 9, 2019, the City received notification from the Province of Manitoba of a one-time top-up transfer of $44.09 million in Federal Gas Tax (Canada Community-Building Fund) funds. $22.5 million will be allocated to 2019 projects, as approved by Council April 25, 2019. $20 million will be allocated to Local Street Renewals in 2020 and $1.59 million will be allocated to the Pedestrian and Cycling Program in 2020. During the 2020 budget process federal gas tax funding (Canada Community-Building Fund) was replaced with external debt to allow for reallocation to other capital projects. The City will borrow $20.0 million in 2020 to offset this reallocation and the Local Street Renewal Reserve will pay principal and interest charges on this new debt.

All Local Street Renewal projects have a warranty period after substantial completion and/or in-service date for which costs may be incurred by the City. The Director of Public Works is authorized to establish projects to a maximum of $100,000 each to charge costs associated with warranty work should the related Local Streets project be closed. The capital budget for the new project will be allocated from other surpluses within the program.

Any new projects using surplus funds in the 2023 Local Street Renewal Program shall be approved by the Standing Policy Committee on Public Works.

A Local Street Renewal Reserve (LSRR) was established in 2013 to increase investment in local streets, lanes and sidewalks. On March 20, 2019, Council approved a change to the LSRR to include the repair, renewal, and replacement of bridges. A separate 1% property tax increase planned until 2022 and 1.7% thereafter, will continually fund this reserve each year to ensure a dedicated funding stream for local streets.

Use of the Local Street Renewal Reserve for purposes other than local streets, alleys, sidewalk or bridge renewals requires approval of 2/3 of City Council.

On December 15, 2021, Council authorized first charges in the amount of $7.5 million on 2023 local street renewal projects in 2022 or prior to the adoption of the 2023 capital budget to facilitate timely delivery of the projects.

As per recommendations B.1 and B.2 of the Road Construction Working Group Report, approved by Council on September 26, 2019, specific local streets are included in the program details. See next pages for program details.

Regional and Local Street Renewal (continued):

REGIONAL STREET RENEWAL PROGRAM Authorization ($000's)	2023	2024	2025	2026	2027	2028	Six-Year Total
ACCELERATED REGIONAL STREET RENEWAL (NBCF APPLICATION):							
Funding							
Federal New Building Canada Fund (NBCF)	13,000						13,000
Province of Manitoba Accelerated Regional Roads	9,800						9,800
Regional Street Renewal Reserve	13,000						13,000
Regional Street Renewal Reserve Ineligibles	1,600						1,600
Total Accelerated Regional Street Renewal Funding	**37,400**	**-**	**-**	**-**	**-**	**-**	**37,400**
Regional Accelerated Street Renewals	37,400						37,400
Total Accelerated Regional Street Renewal Program	**37,400**	**-**	**-**	**-**	**-**	**-**	**37,400**
NON-ACCELERATED REGIONAL STREET RENEWAL:							
Funding							
Regional Street Renewal Reserve	34,088	46,917	53,638	48,856	48,338	38,089	269,926
Prior Years Surplus	3,940						3,940
Funding from Other Municipalities	850						850
Frontage Levy	9,000	14,800	14,800	14,800	14,800	14,800	83,000
Total Non-accelerated Regional Street Renewal Funding	**47,878**	**61,717**	**68,438**	**63,656**	**63,138**	**52,889**	**357,716**
Regional Non-Accelerated Street Renewals	41,088	59,167	65,888	61,106	59,988	49,739	336,976
Pavement Management System	100	100	100	100	100	100	600
Regional Accessibility Improvements:							
Regional Sidewalk and Curb Renewals	840	600	600	600	1,200	1,200	5,040
Regional Paving of Granular Shoulders	250	250	250	250	250	250	1,500
Downtown Streets:							
Sidewalk, Curb, and Street Renewals	1,100	800				1,500	3,400
Portage Place Revitalization Project	400	700	1,500	1,500	1,500		5,600
Regional Provisional Maintenance:							
Kenaston Blvd - Ness to Taylor	100	100	100	100	100	100	600
Active Transportation Infrastructure:							
Keewatin St - Burrows Ave to Gallagher Ave W	4,000						4,000
Total Non-accelerated Regional Street Renewal Program	**47,878**	**61,717**	**68,438**	**63,656**	**63,138**	**52,889**	**357,716**
Total Accelerated and Non-accelerated Regional Street Renewal Program	**85,278**	**61,717**	**68,438**	**63,656**	**63,138**	**52,889**	**395,116**

Regional and Local Street Renewal (continued):

LOCAL STREET RENEWAL PROGRAM Authorization ($000's)	2023	2024	2025	2026	2027	2028	Six-Year Total
Funding							
Local Street Renewal Reserve	62,457	73,857	85,757	98,257	110,840	123,990	555,158
Canada Community-Building Fund	1,885		3,065				4,950
Future Services Account	200	200	200	200	200	200	1,200
Frontage Levy	6,000	3,000	3,000	3,000	3,000	3,000	21,000
Total Local Street Renewal Program Funding	**70,542**	**77,057**	**92,022**	**101,457**	**114,040**	**127,190**	**582,308**
Industrial Streets	15,890	7,543	10,031	9,500	9,500	9,500	61,964
Parks Streets	210	1,525	150	1,200			3,085
Residential Streets	37,084	53,815	67,874	76,657	85,840	98,990	420,260
Local Thin Bituminous Overlay (TBO)	8,000	5,000	5,000	5,000	5,000	5,000	33,000
Alley Renewals	2,708	2,824	2,617	2,750	2,750	2,750	16,399
Granular Roadway Improvements:							
Type II Road Oiling	600	600	600	600	600	600	3,600
Granular Lane Improvement Program	1,350	1,350	1,350	1,350	1,350	1,350	8,100
Sidewalks and Active Transportation Renewals:							
Sidewalk Renewals on Local Streets - Various Locations	800	800	800	800	4,000	4,000	11,200
Recreational Walkways and Bike Pathway Renewals	3,900	3,600	3,600	3,600	5,000	5,000	24,700
Total Local Street Renewal Program	**70,542**	**77,057**	**92,022**	**101,457**	**114,040**	**127,190**	**582,308**
TOTAL REGIONAL & LOCAL STREET RENEWAL PROGRAM	**155,820**	**138,774**	**160,460**	**165,113**	**177,178**	**180,079**	**977,424**

A detailed listing of street locations is provided on the following pages.

Regional and Local Street Renewal Location Listing

REGIONAL STREET RENEWAL LOCATIONS Authorization ($000's)	2023	2024	2025	2026	2027	2028	Six-Year Total
Regional Accelerated Street Renewals:							
Downtown Streets:	10,070						10,070
Broadway - Osborne to Main Smith NB - Notre Dame to Midtown Bridge							
Munroe Ave. / Johnson Ave. West:	4,000						4,000
Johnson Ave W - Levis St to Henderson Hwy							
Stafford St. / Taylor Ave. / Corydon Ave.:	7,200						7,200
Stafford St - Corydon to Pembina Taylor Ave - Wilton to Pembina							
Erin St. / Wall St.:	2,430						2,430
Erin St - Notre Dame to Wolever							
Jubilee Ave - Osborne to Pembina	4,000						4,000
Mountain Ave - Arlington to McPhillips	5,000						5,000
McGregor St - Seven Oaks to McAdam	2,250						2,250
McGregor St - Church to Mountain	2,450						2,450
Total Accelerated Regional Street Renewals	**37,400**	**-**	**-**	**-**	**-**	**-**	**37,400**
Regional Non-Accelerated Street Renewals:							
Grant Ave - Montrose to 1863 Grant	2,800						2,800
Salter St - Inkster to Jefferson	5,100						5,100
Logan Ave - Disraeli Fr to Main	2,100						2,100
University Cr - Pembina to Chancellor Matheson	5,000						5,000
Selkirk Ave - Main to Salter *	5,000	500					5,500
Dakota St - St Mary's to Bishop Grandin	1,900						1,900
Des Meurons St - Goulet to Marion / Goulet WB - Youville to Braemar	6,000						6,000
Lagimodiere Blvd NB - Fermor to Cottonwood	2,250						2,250
Sargent Ave - Edmonton to Furby Edmonton St - Cumberland to Ellice	2,850						2,850
McPhillips St SB - Machray to Mountain	1,100						1,100
Empress St - St Matthews to Saskatchewan (Preliminary Design)	400						400
Inkster Blvd - Sheppard St to Main St *	1,300	5,850	6,350				13,500
Bishop Grandin Blvd - St. Anne's Rd to River Rd *	850	3,950	4,050				8,850
Grant Av EB - Stafford St to Rockwood St * Grant Av WB - Stafford St to Harrow St *	150	1,450					1,600
Downtown Streets: *	1,600	8,100	8,250	8,600			26,550
Carlton St							
Notre Dame Av to Ellice Av							
Portage Av to St. Mary Av							
York Av to Broadway							
Edmonton St - Broadway to Portage Av							
Hargrave St							
Notre Dame Av to Ellice Av							
St. Mary Av to Graham Av							

Regional and Local Street Renewal Location Listing (continued):

REGIONAL STREET RENEWAL LOCATIONS Authorization ($000's)	2023	2024	2025	2026	2027	2028	Six-Year Total
Kennedy St							
Cumberland Av to Ellice Av							
Portage Av to Broadway							
St. Mary Av - Edmonton St to Memorial Blvd							
York Av - Memorial Blvd to Edmonton St							
McGregor St / Partridge Av	400	8,700	9,000				18,100
McGregor St - Church Av to McAdam Av *							
McGregor St - Seven Oaks Av to Leila Av *							
Partridge Av - McGregor St to Main St *							
Taylor Av	350	3,300					3,650
Taylor Av EB - Renfrew St to Borebank St *							
Taylor Av WB - Borebank St to Centennial St *							
Dugald Rd - Plessis Rd to 390 m east of Ravenhurst							
Plessis Rd - #984 Plessis to Fermor Av	1,050	5,550	9,300				15,900
St. Vital Bridge Renewal Roadworks *		10,700					10,700
Wellington Av / Sargent Av / Ellice Av		600	3,200	3,300			7,100
Wellington Av - Empress St to Berry St							
Sargent Av - Empress St to Erin St							
Ellice Av - Erin St to Empress St							
Wilkes Av - Harstone Rd to PTH 100		250	2,700				2,950
St. Anne's Rd - St. Mary's Rd to Fermor Av		500	4,800				5,300
St. Mary's Rd - Fermor Av to Dakota St		450	3,900				4,350
Pembina Hwy SB - La Salle River to Perrault Av			700	5,650			6,350
Corydon Av - Shaftesbury Blvd to Kenaston Blvd			450	4,250			4,700
Portage Av			600		5,400		6,000
Portage Av WB - Sturgeon Rd to Cavalier Dr							
Portage Av EB - David St to Westwood Dr							
Portage Av EB - Banting Dr to Sturgeon Creek							
Dufferin Av / McGregor St			700	6,250			6,950
Dufferin Av - Powers St to McGregor St							
McGregor St - Dufferin Av to Selkirk Av							
Lagimodiere Blvd/Concordia Ave Bridge Renewal Roadworks				4,450			4,450
2027 Engineering				4,500			4,500
Regional Street Renewals - Annual Program - Various locations to be identified	888	9,267	11,888	24,106	54,588	49,739	150,476
Total Non-accelerated Regional Street Renewals	**41,088**	**59,167**	**65,888**	**61,106**	**59,988**	**49,739**	**336,976**

* Request for first charges in 2023 or prior to the adoption of the 2024 Capital Budget

Regional and Local Street Renewal Location Listing (continued):

LOCAL STREET RENEWAL LOCATIONS Authorization ($000's)	2023	2024	2025	2026	2027	2028	Six-Year Total
Industrial Streets:							
Panet Rd - Nairn Av to CPR Tracks	*						
Springfield Rd - Cox Bv to Lagimodiere Bv	*						
Alexander Av - Martha St to Lily St	*						
McDermot Av - Myrtle St to McPhillips St	*						
Heaton Av - Waterfront Dr to Argyle St	*						
Argyle St - George Av to Disraeli Fr	*						
Galt Av - Lily St to Duncan St	*						
MacDonald Av - Waterfront Dr to Gomez St	*						
Dagmar St - William Av to Bannatyne Av	*						
Dagmar St - Bannatyne Av to McDermot Av	*						
Bentall St - Mountain Av to Redwood Av	*						
Wyatt Rd - Filkow By to Inkster Bv	*						
Wyatt Rd - Mandalay Dr to Filkow By	*						
Pacific Av - McPhillips St to Xante St	*						
Pacific Av - Xante St to Arlington St	*						
Bunting St - Inkster Bv to Church Av	*						
Panet Rd - 45 Panet Rd to Marion St	*						
Panet Rd - Dugald Rd to 45 Panet Rd	*						
Dugald Rd - Panet Rd to Dawson Rd N	*						
Mazenod Rd - Dugald Rd to De Baets St	*						
Mazenod Rd - De Baets St to Dugald Rd	*						
Beghin Av - De Baets St to Paquin Rd	*						
Dudley Av - Daly St N to Pembina Hw		*					
Daly St N - Pembina Hwy to Lorette Av		*					
Lorette Av - Daly St N to Pembina Hw		*					
Dudley Av - End to Daly St N		*					
Harrow St - Harrow St E to Sparling Av		*					
Sparling Av - Harrow St to End		*					
Adamar Rd - Pembina Hw to End		*					
Irene St - Clarence Av to Waller Av		*					
Irene St - Waller Av to Sony Pl		*					
Brady Rd - PTH 100 to Brady Road Landfill Access		*					
Sanford St - Wellington Av to Sargent Av		*					
Golspie St - Watt St to Munroe Av		*					
Panet Rd - Talbot Av to Nairn Av		*					
Panet Rd - N End to Talbot Av		*					
Aikins St - Jarvis Av to Sutherland Av			*				
Robinson St - Jarvis Av to Sutherland Av			*				
Charles St - Jarvis Av to Sutherland Av			*				
Langside St - Notre Dame Av to Cumberland Av			*				
Quappelle Av - Kennedy St to Balmoral St			*				
Owena St - Henry Av to Logan Av			*				
Sherman St - Henry Av to Logan Av			*				
Tecumseh St - Henry Av to Logan Av			*				
Rupert Av - Main St to Martha St			*				
Brookside Bv - Logan Av to Notre Dame Av			*				

Regional and Local Street Renewal Location Listing (continued):

LOCAL STREET RENEWAL LOCATIONS Authorization ($000's)	2023	2024	2025	2026	2027	2028	Six-Year Total
Brookside Bv - Logan Av to Omand's Creek Bv			*				
Bangor Av - Notre Dame Av to St. James St			*				
Orange St - Bangor Av to Dublin Av			*				
Engineering Services for 2024 Projects	*						
Engineering Services for 2025 Projects		*					
Engineering Services for 2026 Projects			*				
Sub-total Industrial Street Renewals & Various locations to be identified	**15,890**	**7,543**	**10,031**	**9,500**	**9,500**	**9,500**	**61,964**
Parks Streets							
Westview Park		*					
Garbage Hill Rd - Wellington Av to End							
King's Park		*					
King's Park Dr - King's Dr to End							
Kilcona Park Roads		*					
St. Vital Park		*					
Centre Dr - Lake Rd to Perimeter Rd							
River Dr - Perimeter Rd to Perimeter Rd							
Perimeter Rd - River Rd to River Dr							
Engineering Services for 2024 Projects	*						
Engineering Services for 2026 Projects			*				
Sub-total Parks Street Renewals & Various locations to be identified	**210**	**1,525**	**150**	**1,200**	**-**	**-**	**3,085**
Residential Streets:							
Carlyle By SB - Westwood Dr to Westwood Dr	*						
Holdsworth Av - Glastonbury Bv to Aldershot Bv	*						
Sinnott St - Barker Bv to Barker Bv	*						
Exmouth Bv - Aldershot Bv to Holdsworth Av	*						
McMicken St - Cumberland Av to Sargent Av	*						
Sprague St - Portage Av to Wolseley Av	*						
Langside St - Cumberland Av to Sargent Av	*						
Bronx Av - Roch St to Brazier St	*						
Helmsdale Av - Brazier St to Henderson Hw	*						
Bronx Av - Brazier St to Henderson Hw	*						
Linden Av - Brazier St to Henderson Hw	*						
Oakview Av - Brazier St to Henderson Hw	*						
Linden Av - Roch St to Brazier St	*						
Hazel Dell Av - Brazier St to Henderson Hw	*						
Baltimore Rd - Casey St to Hay St	*						
Wildwood H Pk EB - South Dr to South Dr	*						
Baltimore Rd - Fisher St to Casey St	*						
Warsaw Av - Cockburn St N to Lilac St	*						
Warsaw Av - Hugo St N to Cockburn St N	*						
Wildwood G Pk - South Dr to Wildwood St	*						
Assiniboine Av - Navy Wy to Hargrave St	*						

Regional and Local Street Renewal Location Listing (continued):

LOCAL STREET RENEWAL LOCATIONS Authorization ($000's)	2023	2024	2025	2026	2027	2028	Six-Year Total
Clare Av - Eccles St to Fisher St	*						
Clare Av - Fisher St to Casey St	*						
Fisher St - Morley Av to Oakwood Av	*						
Fisher St - Arnold Av to Morley Av	*						
Fisher St - Montgomery Av to Churchill Dr	*						
Oakwood Av - Eccles St to Darling St	*						
Hartford Av - McGregor St to Salter St	*						
Hartford Av - Main St to Salter St	*						
Burrows Av EB - Aikins St to Charles St	*						
Pritchard Av - Main St to Charles St	*						
Machray Av - Salter St to Powers St	*						
Powers St - Cathedral Av to Machray Av	*						
College Av - Salter St to McGregor St	*						
Raleigh St - Glenway Av to Gilmore Av	*						
Hartford Av - Sinclair St to Montcalm Cr	*						
Hartford Av - CPR Winnipeg Beach to Montcalm Cr	*						
Benbow Rd - Egesz St to Burrows Av	*						
Gaynor Pl - Alwood Cr to End	*						
Alwood Cr - Egesz St to Egesz St	*						
Channing St - Wendon By to Burrows Av	*						
Charter Dr - Benbow Rd to Egesz St	*						
Groverdale Av - Burdick Pl to Garden Grove Dr	*						
Garden Grove Dr - Fairgrove By to Fairgrove By	*						
Scotland Av - Harrow St to Wilton St	*						
Scotland Av - Harrow St to Stafford St	*						
Beaumont St - Waterford By (S leg) to McGillivray Bv	*						
Montrose St - Grant Av to Mathers Av	*						
Renfrew St - John Brebeuf Pl to Grant Av	*						
Manahan Av - Pembina Hw to Hudson St	*						
Gatineau By - Crestwood Cr to Crestwood Cr	*						
Royal Salinger Rd - Niakwa Rd to Pebble Beach Rd	*						
Radburn Pl - End to Beaverhill Bv	*						
Seabrook Cv - Beaverhill Bv to End	*						
Stillwater Rd - Brookhaven By to Willowlake Cr	*						
Cherwell Rd - Beaverhill Bv to Bluewater Cr N leg	*						
Agate By - Drake Bv to Drake Bv	*						
Collegiate St - St Matthews Av to Silver Av	*						
Fairlane Av - Isbister St to Buchanan Bv	*						
Lumsden Av - Lake Ridge Rd to Cavalier Dr	*						
De Leglise Av - St Pierre St to Campeau St	*						
Regal Av - Des Meurons St to St Annes Rd	*						
Woodford By - Meadowood Dr to Meadowood Dr	*						
Fernwood Av - St Annes Rd to End	*						
Morrow Av - St Annes Rd to End	*						
West Fernwood Av - Bronstone Bv to St Marys Rd	*						
West Fernwood Av - Bronstone Bv to Dunkirk Dr	*						

Regional and Local Street Renewal Location Listing (continued):

LOCAL STREET RENEWAL LOCATIONS Authorization ($000's)	2023	2024	2025	2026	2027	2028	Six-Year Total
Moberly Av - Sanford Fleming Rd to Cambie Rd	*						
Moberly Av - Whiteway Rd to Sanford Fleming Rd	*						
Shields St - Moberly Av to Sanford Fleming Rd	*						
Peake Av - Robson St to Plessis Rd	*						
Horetzky St - Sanford Fleming Rd to Meadow Gate Dr	*						
Nugent Rd - Hatcher Rd to Rougeau Av	*						
Hayes St - Whiteshell Av to McMeans Av W	*						
Winona St - Larche Av W to McMeans Av W	*						
Whiteshell Av - McMeans Av W to Winona St	*						
Markham Rd - Chancellor Dr (E) to Forest Lake Dr	*						
Chancellor Dr - Augusta Dr to Markham Rd	*						
Chancellor Dr - Lakepointe Rd to Augusta Dr	*						
Cadiz By - Malone St to Buckle Dr		*					
Westgrove Wy - Dale Bv to Dale Bv		*					
Eldridge Av - Elmhurst Rd to Haney St		*					
Ghent Cv - Mayfield Cr to End		*					
Yarwood Av - End to Garfield St N		*					
Wellington Av - Banning St to Dominion St		*					
Lipton St - Portage Av to Westminster Av		*					
Lipton St - Westminster Av to Wolseley Av		*					
Lipton St - Westminster Av to Palmerston Av		*					
Snowdon Av - Treger By to Molson St		*					
Kullman St - Kimberly Av to Snowdon Av		*					
Rudolph By - Snowdon Av to Snowdon Av		*					
Norilyn By - Antrim Rd to Antrim Rd		*					
Green Valley By - Louelda St (N Leg) to Louelda St (S Leg)		*					
Dearborn Av - Brazier St to Lacy St		*					
Lacy St - Gordon Av to End		*					
Gordon Av - Stadacona St to Brazier St		*					
Weatherdon Av - Arbuthnot St to Lilac St		*					
Weatherdon Av - Lilac St to Stafford St		*					
Nassau St S - McNaughton Av to Montague Av		*					
Nassau St S - Jubilee Av to McNaughton Av		*					
Montgomery Av - Fisher St to Casey St		*					
Woodgrove St - Southwood Av to End		*					
Wicklow St - Point Rd to North Dr		*					
Wicklow St - North Dr to Waterford Av		*					
Wicklow St - Waterford Av to Oakenwald Av		*					
Wicklow St - Oakenwald Av to Dowker Av		*					
Wicklow Pl - Dowker Av to End		*					
Church Av - Charles St to Main St		*					
Charles St - Machray Av to Church Av		*					
Machray Av - Main St to Aikins St		*					
Cochrane St - Inkster Bv to End		*					
Cochrane St - Lansdowne Av to Inkster Bv		*					
Lansdowne Av - Main St to St Cross St		*					

Regional and Local Street Renewal Location Listing (continued):

LOCAL STREET RENEWAL LOCATIONS Authorization ($000's)	2023	2024	2025	2026	2027	2028	Six-Year Total
McAdam Av EB - End to Scotia St		*					
McAdam Av WB - Scotia St to End		*					
Luxton Av - Scotia St to St Cross St		*					
Luxton Av - Scotia St to End		*					
Tranquility Cv - Gilmore Av to Summerfield Wy		*					
Summerfield Wy - Gilmore Av to Gilmore Av		*					
Fortier Av - Summerfield Wy to Pentland St		*					
Carruthers Av - Airlies St to Sinclair St		*					
Dahlia Av - Sinclair St to End		*					
McAdam Av WB - Sinclair St to Arlington St		*					
Hood Av - Scarfe St to Leahcrest Cr		*					
Alexander Av - Sherbrook St to Isabel St		*					
Gunnell St - Logan Av to Alexander Av		*					
Furby St - William Av to Bannatyne Av		*					
Furby St - McDermot Av to Notre Dame Av		*					
Pritchard Av - Chudley St to Railway St		*					
Lismore Av - King Edward St to Oddy St		*					
Mount Auburn By - Garton Av to Garton Av		*					
Brock St - Grant Av to Mathers Av		*					
Brock St - Mathers Av to Taylor Av		*					
Queenston By (W Leg) - Mathers Av to Brock St		*					
Edderton Av - Derek St to Beaumont St		*					
Rosemount Av - Derek St to Beaumont St		*					
Rosemount Av - Wynne St to Derek St		*					
Rosemount By - Beaumont St to End		*					
Edderton By - Beaumont St to End		*					
Bayshore Cv- Beaverhill Bv to End		*					
Courtwood Pl - Beaverhill Bv to End		*					
Baywater Pl - Beaverhill Bv to Beaverhill Bv		*					
Shamrock Dr (Frontage) - #98 to #70		*					
Lilian Av - Marion Pl to Cromwell St		*					
Cromwell St - St. Mary's Rd to Lyndale Dr		*					
Dumoulin St - Thibault St to Langevin St		*					
Notre Dame St - Thibault St to St Jean Baptiste St		*					
Champlain St - Niverville Av to St Mary's Rd		*					
Caton St - Des Meurons St to St Mary's Rd		*					
Freemont By - Fairlane Av to Fairlane Av		*					
Gerrond By - Cavalier Dr to Cavalier Dr		*					
Normandy Dr - Lumsden Av to Hollingsworth Av		*					
Gibraltar By - Normandy Dr to Normandy Dr		*					
Delorme By - Grandmont Bv to Grandmont Bv		*					
Dorge Dr - Gendreau Av to Le Maire St		*					
Westbourne Cr - Paddington Rd to Burland Av		*					
Turnbull Dr - Pembina Hw to S City Limit		*					
Dunraven Av - St Mary's Rd to Overton St		*					
Overton St - Harrowby Av - Blenheim Av		*					
Blenheim Av - St Anne's Rd to Des Meurons St		*					

Regional and Local Street Renewal Location Listing (continued):

LOCAL STREET RENEWAL LOCATIONS Authorization ($000's)	2023	2024	2025	2026	2027	2028	Six-Year Total
Sadler Av - St Anne's Rd to End		*					
Wabasha St - Regent Av E to Pandora Av E		*					
Kanata St - Ravelston Av E to Regent Av E		*					
Kanata St - Regent Av E to Pandora Av E		*					
Kern Dr - Kanata St to Roanoke St		*					
Roanoke St - Melrose Av E to Pandora Av E		*					
Melrose Av E - Leola St to End		*					
Howard Kendel Pl - McLellan Dr to End		*					
McMahon Pl - McLellan Dr to End		*					
Scurfield Bv - #405 to #437		*					
Scurfield Bv - #424 to #460		*					
Scurfield Bv - #464 to #516		*					
Sandstone Pl - Scurfield Bv to End		*					
Fleetwood Rd - #4 to #28		*					
Augusta Dr - Chancellor Dr to Lakeside Dr		*					
Providence Pl - Augusta Dr to End		*					
Greensboro By - Chancellor Dr to Augusta Dr		*					
Augusta Dr - Chancellor Dr to Greensboro Sq		*					
Greensboro Sq - Greensboro By to End		*					
Montclair By - Lakeshore Rd to Lakeshore Rd		*					
Allard Av - St Charles St to Gagnon St			*				
Allard Av - St Charles St to Buchanan Bv			*				
Oxbow Bend Rd - Gagnon St to 200m W of Gagnon St			*				
Oxbow Bend Rd - Gagnon St to St Charles St			*				
Raquette St - Sansome Av to Browning Bv			*				
Haultain Cr - Raquette St to Raquette St			*				
Poole Cr - Shelley St to End			*				
Aldrich Av - Shelley St to Wordsworth Wy			*				
Westlund Wy - Oakdale Dr to McDowell Dr			*				
McDowell Dr - Westlund Wy to Oakdale Dr			*				
Blossom By - McDowell Dr to McDowell Dr			*				
Alenbrook By (N Leg) - End to Oakdale Dr			*				
McGee St - Ellice Av to St Matthews Av			*				
Burnell St - Ellice Av to St Matthews Av			*				
Huntleigh St - Portage Av to St Matthews Av			*				
McMicken St - Sargent Av to Ellice Av			*				
Dunrobin Av - Roch St to Brazier St			*				
Dunrobin Av - Brazier St to Henderson Hw			*				
Hershey St - Kimberly Av to End			*				
Allan St - Thames Av to Tweed Av			*				
Allan St - Tweed Av to Talbot Av			*				
Allan St - Talbot Av to Nairn Av			*				
Riverton Av - Allan St to Stadacona St			*				
Simpson Av -Louelda St to London St			*				
Carter Av - Pembina Hw to Lilac St			*				
Hector Av - Wentworth St to Stafford St			*				
Hector Av - Lilac St to Wentworth St			*				

Regional and Local Street Renewal Location Listing (continued):

LOCAL STREET RENEWAL LOCATIONS Authorization ($000's)	2023	2024	2025	2026	2027	2028	Six-Year Total
East Gate - Blanchard Av to West Gate			*				
West Gate - Blanchard Av to Middle Gate			*				
Blanchard Av - West Gate to Middle Gate			*				
Middle Gate - Cornish Av to East Gate			*				
St Anthony Av - Parr St to McGregor St			*				
St Anthony Av - Andrews St to McGregor St			*				
Perth Av - Parr St to McGregor St			*				
McKenzie St - Atlantic Av to Polson Av			*				
McKenzie St - Atlantic Av to Cathedral Av			*				
McKenzie St - Cathedral Av to Machray Av			*				
Rover Av - Barber St to Hallet St			*				
Rover Av - Angus St to Annabella St			*				
Rover Av - Barber St to Disraeli St			*				
Prince Edward St - Barber St to Rover Av			*				
McFarlane St N - Rover Av to Sutherland Av			*				
Beeston Dr - Seaforth Av to Seaforth Av			*				
Seaforth Av - Aikins St to Main St			*				
Kingsford Av - Rothesay St to Roch St			*				
Corinne St - Mark Pearce Av to Oakland Av			*				
De Vries Av - Ragsdill Rd to McIvor Av			*				
De Vries Av - Bonner Av to Ragsdill Rd			*				
Callum Cr - Donwood Dr to Donwood Dr			*				
Dunits Dr - Jim Smith Dr to End			*				
Dunits Dr - Dunits Dr to Springfield Rd			*				
Ambergate Dr (Frontage) - #4 to #36			*				
Ambergate Dr (Frontage) - #3 to #63			*				
Ambergate Dr (Frontage) - #44 to #76			*				
Blechner Dr - Adsum Dr to Pipeline Rd			*				
Marnie Pl - Jefferson Av to Blechner Dr			*				
Whyte Av - Bury St to Quelch St			*				
Whyte Av - Quelch St to Vine St			*				
Bury St - Irysh Av to Whyte Av			*				
Irysh Av - Bury St to Blake St			*				
Radford St - Mountain Av to College Av			*				
Battery St - Redwood Av to Aberdeen Av			*				
Mountain Av - McPhillips St to Fife St			*				
Beacon St - Logan Av to Alexander Av			*				
Elgin Av - Sherbrook St to Isabel St			*				
Kate St - Elgin Av to William Av			*				
Beaverbrook St - Grant Av to Taylor Av			*				
Lanark St (Bay) - #821 to #851			*				
Lanark St (Bay) - #789 to #817			*				
Lanark St - Mathers Av to Taylor Av			*				
Marshall Cr - Waller Av to Clarence Av			*				
Waller Av - Vincent St to Pembina Hw			*				
Paterson St - Lochmoor Av to E End			*				
Lomond Bv - Paterson St to Paterson St			*				

Regional and Local Street Renewal Location Listing (continued):

LOCAL STREET RENEWAL LOCATIONS Authorization ($000's)	2023	2024	2025	2026	2027	2028	Six-Year Total
Surfside Cr - Desjardins Dr to De La Seigneurie Bv			*				
Surfside Cr (Frontage) - #19 to #47			*				
Desjardins Dr (Frontage) - #127 to #167			*				
Huppe By - Island Shore Bv to Island Shore Bv			*				
Jubinville By - Betournay St to Betournay St			*				
Westmount Dr - Cottonwood Rd to Cottonwood Rd			*				
Maywood Rd - Cottonwood Rd to Westmount Dr			*				
Heather Rd - Harper Av to Betournay St			*				
Heather Rd - Betournay St to Winakwa Rd			*				
Ashdale Av - Lyndale Dr to Highfield St			*				
Willow Point Rd - Pebble Beach Rd to Willowlake Cr			*				
Pebblewood Ln - 36 Pebblewood Ln to Heritage Bv			*				
Marjorie St - Ness Av to Portage Av			*				
Brooklyn St - Silver Av to Ness Av			*				
Brooklyn St - Ness Av to Portage Av			*				
Grimston Rd - Valence Av to Valence Av			*				
Chatham Pl - Morningside Dr to End			*				
Morningside Dr - Rochester Av to Valence Av			*				
Valence Av - Rochester Av to Rochester Av			*				
Hastings Bv - Dunkirk Dr to End			*				
Barrington Av - Dunkirk Dr to Pulberry St			*				
Barrington Av - Dunkirk Dr to St Mary's Rd			*				
St David Rd - Fermor Av to Havelock Av			*				
St David Pl - St David Rd to St David Rd			*				
Thorndale Av - St David Rd to St Mary's Rd			*				
Gillies Cr - Hatcher Rd to Hatcher Rd			*				
McMullen Cr - Hatcher Rd to Hatcher Rd			*				
Dzyndra Cr - Bournais Dr to Hatcher Rd			*				
Sims Cr - Hatcher Rd to Hatcher Rd			*				
Marcus Pl - Whiteway Rd to End			*				
Whiteway Rd - Sanford Fleming Rd to Clouston Dr			*				
Bayview Pl - Paulley Dr to McMeans Av E			*				
Paulley Dr - Dowling Ave E to Redonda St			*				
Dartmouth Dr - Snow St to Pembina Hw			*				
Snow St - Markham Rd to Dartmouth Dr			*				
Snow St - Dartmouth Dr to End			*				
Markham Rd - Snow St to Pembina Hw			*				
Alumni Pl - Chancellor Dr to Chancellor Dr			*				
Chancellor Dr - Markham Rd to 435 m east of Markham Rd			*				
Engineering Services on 2024 Projects	*						
Engineering Services on 2025 Projects		*					
Engineering Services on 2026 Projects			*				
Sub-total Residential Street Renewals & Various locations to be identified	**37,084**	**53,815**	**67,874**	**76,657**	**85,840**	**98,990**	**420,260**

Regional and Local Street Renewal Location Listing (continued):

LOCAL STREET RENEWAL LOCATIONS Authorization ($000's)	2023	2024	2025	2026	2027	2028	Six-Year Total
Local Thin Bituminous Overlay (TBO)							
Cuthbertson Av - Park Bv N to Bower Bv	*						
Woodchester By - Cathcart St to Cathcart St	*						
Harrogate By - Hunterspoint Rd to End	*						
Musgrove St - Cass St to Barker St	*						
Cass St - Musgrove St to Barker Bv	*						
Greenwood Pl - Portage Av to Wolseley Av	*						
Herbert Av - Figaro St to Chester St	*						
Figaro St - Talbot Av to Herbert Av	*						
Foster St - Manhattan Av to Beach Av	*						
Bell Av - End to Harkness Av	*						
Furby St - Portage Av to Broadway	*						
Atlantic Av - Main St to Salter St	*						
Pritchard Av - Charles St to Powers St	*						
Pritchard Av - McGregor St to McKenzie St	*						
Pritchard Av - Powers St to McKenzie St	*						
Deepwood Cv - Fernbank Av to End	*						
Ansell Ct - Fernbank Av to End	*						
Baden Ct - Fernbank Av to End	*						
Maplegrove Rd - #3 to #27	*						
Consulate Rd - Diplomat Dr to Ambassador Rw	*						
Samantha Pl - Tully Rd to End	*						
Madrigal Cs - Mapleton Dr to Marquis Cr	*						
Mandan Rd - Herron Rd to Mariner Cr	*						
Ross Av W - Oddy St to King Edward St	*						
Pritchard Av - Chudley St to Keewatin St	*						
Dorset St - Manitoba Av to Pritchard Av	*						
Ash St - Wellington Cr to Academy Rd	*						
Jackson Av - Stafford St to Harrow St	*						
Fallbrook By - Pebble Beach Rd to Pebble Beach Rd	*						
Brookhaven By - Lakewood Bv to Lakewood Bv	*						
Tahoe By - Lakewood Bv to Lakewood Bv	*						
Harvest Ln - Valley View Dr to Heritage Bv	*						
Kirby Dr - Ness Av to Setter St	*						
Flamingo Av - Athlone Dr to Sturgeon Rd	*						
Summerside Av - Caledon Rd to End	*						
Linacre Rd - Radcliffe Rd to Michigan Av	*						
Magdalene By - Baylor Av to Baylor Av	*						
Clerkenwell By - Aldgate Rd to Aldgate Rd	*						
St Thomas Rd - End to Fermor Av	*						
Oakcrest Pl - Dunkirk Pl to End	*						
Dunkirk Pl - Kingston Rw to End	*						
Norfolk Av - Kingston Rw to Oakcrest Pl	*						
Wynford Dr - Ainsdale Wy to St Martin Bv	*						
Audubon Pl - Lake Grove By to End	*						
Lake Green Pl - Lake Lindero Rd to Lake Lindero Rd	*						
Lake Linnet Pl - Lake Lindero Rd to Lake Lindero Rd	*						

Regional and Local Street Renewal Location Listing (continued):

LOCAL STREET RENEWAL LOCATIONS Authorization ($000's)	2023	2024	2025	2026	2027	2028	Six-Year Total
Larkin Cv - Brentlawn Bv to End	*						
Beaulynn Cv - Allendale Dr to End	*						
Ainsworth Pl - Kirkbridge Dr to End	*						
Bairdmore Pl (Frontage) - #832 to #910	*						
Other locations to be determined ($3 million)	*						
Sub-total Thin Bituminous Overlay and Locations to be Identified	**8,000**	**5,000**	**5,000**	**5,000**	**5,000**	**5,000**	**33,000**
Alley Renewals:							
Sherbrook St/Furby St from Cumberland Av to Sargent Av	*						
Furby St/Sherbrook St from Sargent Av to Ellice Av	*						
Sherbrook St/Maryland St from Broadway to Sara Av	*						
Fletcher Cr/90m N of Fletcher Cr, E of Pembina Hw	*						
Des Meurons St/De La Morenie St from Cathedrale Av to Hamel Av	*						
Cumberland Av/Ellice Av from Hargrave St to Donald St		*					
Cumberland Av/Quappelle Av from Carlton St to Hargrave St		*					
Donald St/Smith St from Donald St to Ellice Av		*					
Carlton St/Hargrave St from Notre Dame Av to Cumberland Av		*					
Sargent Av/Ellice Av from Langside St to Young St		*					
Preston Av/Westminster Av from Ruby St to Lenore St		*					
Main St/Fowler St from Anderson Av to St Johns Av		*					
Wynford Dr/Wynford Dr from Ainsdale Wy to Wynford Dr		*					
Baylor Av/Greyfriars Rd from Killarney Av to Loyola By			*				
Nassau St S/Osborne St from Walker Av to Rathgar Av			*				
Kennedy St/Edmonton St from St Mary Av to York Av			*				
Nassau St S/Osborne St from Kylemore Av to Walker Av			*				
Guelph St/Harrow St from Garwood Av to Dudley Av			*				
Hudson St/Pembina Hw from Clarence Av to Boston Av			*				
Corydon Av/Fleet Av from Oxford St to Cambridge St			*				
Guelph St/Harrow St from Grosvenor Av to Dorchester Av			*				
Hudson St/Pembina Hw from Howard Av to Clarence Av			*				
Engineering Services on 2024 Projects	*						
Engineering Services on 2025 Projects		*					
Sub-total Alley Renewals & various locations to be identified	**2,708**	**2,824**	**2,617**	**2,750**	**2,750**	**2,750**	**16,399**

Regional and Local Street Renewal Location Listing (continued):

Requests for First Charges in 2023 or Prior to the Adoption of the 2024 Capital Budget

REGIONAL STREET RENEWAL FIRST CHARGES ($000's)	2024
Regional Non-Accelerated Street Renewals:	
Selkirk Ave - Main to Salter	500
Inkster Blvd - Sheppard St to Main St	5,850
Bishop Grandin Blvd - St. Anne's Rd to River Rd	3,950
Grant Av EB - Stafford St to Rockwood St	
Grant Av WB - Stafford St to Harrow St	1,450
Downtown Streets:	8,100
Carlton St	
Notre Dame Av to Ellice Av	
Portage Av to St. Mary Av	
York Av to Broadway	
Edmonton St - Broadway to Portage Av	
Hargrave St	
Notre Dame Av to Ellice Av	
St. Mary Av to Graham Av	
Kennedy St	
Cumberland Av to Ellice Av	
Portage Av to Broadway	
St. Mary Av - Edmonton St to Memorial Blvd	
York Av - Memorial Blvd to Edmonton St	
McGregor St / Partridge Av	8,700
McGregor St - Church Av to McAdam Av	
McGregor St - Seven Oaks Av to Leila Av	
Partridge Av - McGregor St to Main St	
Taylor Av	3,300
Taylor Av EB - Renfrew St to Borebank St	
Taylor Av WB - Borebank St to Centennial St	
Dugald Rd - Plessis Rd to 390 m east of Ravenhurst	
Plessis Rd - #984 Plessis to Fermor Av	5,550
St. Vital Bridge Renewal Roadworks	10,700
Total Regional Street Renewal First Charges	**48,100**

Project Name: **Waterway Crossing and Grade Separations - Annual Program**

Standing Policy Committee: Public Works

Department: Public Works
Project: 1805000123

Service: Roadway Construction and Maintenance
OurWinnipeg: City Building

AUTHORIZATION	Previous Budgets	2023 Estimate	FORECAST 2024	2025	2026	2027	2028	Five-Year Forecast Total	Six-Year Total
Project Costs ($000's)	N/A *	3,000	3,000	3,549	3,900	3,290	20,000	33,739	36,739
Financed by:									
Frontage Levy		2,255	1,800	1,299	2,400	2,000	2,500	9,999	12,254
Canada Community-Building Fund			255	1,305	1,155	990	500	4,205	4,205
Regional Street Renewal Reserve		350	350	350	50		16,750	17,500	17,850
Local Street Renewal Reserve		395	595	595	295	300	250	2,035	2,430

CASH FLOW	2023	2024	2025	2026	2027	2028	Beyond 2028	Total
Project Costs ($000's)	2,551	3,000	3,467	3,848	3,382	17,495	2,996	36,739
Financed by:								
Frontage Levy	1,917	1,868	1,374	2,235	2,060	2,425	375	12,254
Canada Community-Building Fund		217	1,148	1,178	1,015	574	73	4,205
Regional Street Renewal Reserve	298	350	350	95	8	14,238	2,511	17,850
Local Street Renewal Reserve	336	565	595	340	299	258	37	2,430

NET OPERATING IMPACT ($000's)	2023	2024	2025	2026	2027	2028
Operating costs						
Debt and finance charges						
Transfer to General Capital Fund						
Total Direct Costs	-	-	-	-	-	-
Less: Incremental Revenue/Recovery	83	93	90	102	90	438
Net Cost/(Benefit)	(83)	(93)	(90)	(102)	(90)	(438)
Incremental Full Time Equivalent Positions	-	-	-	-	-	-

Class Estimate: Not applicable, as this is a program

Annual program to carry out preventative maintenance, major repairs, improvements or replacement to existing bridges, overpasses, underpasses, culverts and related bridge infrastructure, ensuring continued and continuous services of these facilities to the maximum practical extent.

On March 20, 2019, Council approved a change to the Local Street Renewal and Regional Street Renewal reserves to include the repair, renewal, and/or replacement of bridges as an eligible expense to be funded from these reserves.

Funding of $16,500,000 included in 2028 will be allocated to a major bridge renewal at either Arlington Overpass, Louise Bridge, or the St. James Bridge. Ongoing studies are anticipated to be completed in 2023 to support the prioritization of these projects.

* N/A - No amounts have been included in the "Previous Budgets" due to this program's on-going nature.

Project Name: **Pembina Highway Overpass (Bishop Grandin) Rehabilitation**

Standing Policy Committee: Public Works

Department: Public Works
Project: 1805002523

Service: Roadway Construction and Maintenance
OurWinnipeg: City Building

AUTHORIZATION	Previous Budgets	2023 Estimate	FORECAST 2024	2025	2026	2027	2028	Five-Year Forecast Total	Six-Year Total
Project Costs ($000's)	-	1,000	2,000	17,400	-	-	-	19,400	20,400
Financed by:									
Frontage Levy		500	500	4,399				4,899	5,399
Regional Street Renewal Reserve			621					621	621
Canada Community-Building Fund		500	879	13,001				13,880	14,380

CASH FLOW	2023	2024	2025	2026	2027	2028	Beyond 2028	Total
Project Costs ($000's)	850	1,850	15,090	2,610	-	-	-	20,400
Financed by:								
Frontage Levy	425	500	3,814	660				5,399
Regional Street Renewal Reserve		528	93					621
Canada Community-Building Fund	425	822	11,183	1,950				14,380

NET OPERATING IMPACT ($000's)	2023	2024	2025	2026	2027	2028
Operating costs						
Debt and finance charges						
Transfer to General Capital Fund						
Total Direct Costs	-	-	-	-	-	-
Less: Incremental Revenue/Recovery			178	13		
Net Cost/(Benefit)	-	-	(178)	(13)	-	-
Incremental Full Time Equivalent Positions	-	-	-	-	-	-

Class Estimate: See table below

	2023	2024	2025	2026	2027	2028
Class Estimate	**3**	**4**	**5**			
Authorization ($000's)						
Feasibility	1,000					
Preliminary Design		2,000				
Detailed Design & Construction			17,400			

The overpass on Pembina Highway over Bishop Grandin requires bridge deck rehabilitation, including reconstruction of the exit loop ramps. The timeline for feasibility, preliminary design, and detailed design and construction is noted in the class estimate table above.

Note that construction of a pedestrian-cycling overpass over Pembina Highway, connecting legs of the Bishop Grandin Greenway, is not included in the project scope.

The rehabilitated structure will provide an additional 50 years of service life and the new pedestrian overpass structure will provide a service life of 75 years.

On March 20, 2019, Council approved a change to the Local Street Renewal and Regional Street Renewal reserves to include the repair, renewal, and/or replacement of bridges as an eligible expense to be funded from these reserves.

Pembina Highway Overpass (Bishop Grandin) Rehabilitation (continued):

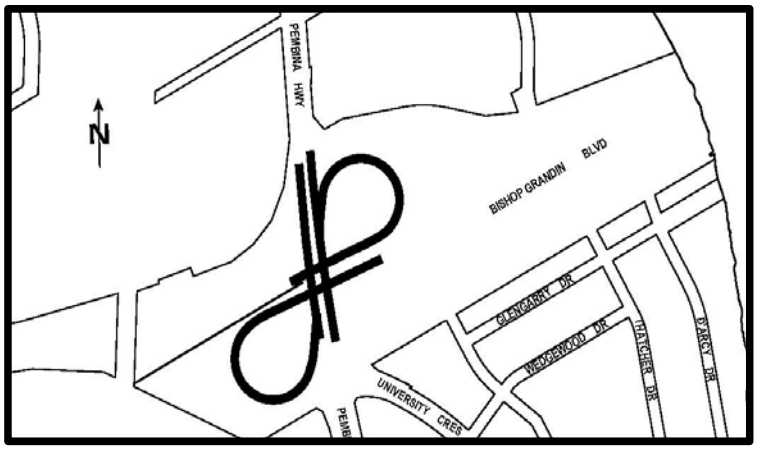

Project Name: **Osborne Street Underpass**

Standing Policy Committee: Public Works

Department: Public Works
Project: 1805002325

Service: Roadway Construction and Maintenance
OurWinnipeg: Environmental Resilience

AUTHORIZATION	Previous Budgets	2023 Estimate	FORECAST 2024	2025	2026	2027	2028	Five-Year Forecast Total	Six-Year Total
Project Costs ($000's)	-	-	-	1,100	-	-	1,500	2,600	2,600
Financed by:									
Frontage Levy				500				500	500
Regional Street Renewal Reserve							1,500	1,500	1,500
Canada Community-Building Fund				600				600	600

CASH FLOW	2023	2024	2025	2026	2027	2028	Beyond 2028	Total
Project Costs ($000's)	-	-	935	165	-	1,275	225	2,600
Financed by:								
Frontage Levy			425	75				500
Regional Street Renewal Reserve						1,275	225	1,500
Canada Community-Building Fund			510	90				600

NET OPERATING IMPACT ($000's)	2023	2024	2025	2026	2027	2028
Operating costs						
Debt and finance charges						
Transfer to General Capital Fund						
Total Direct Costs	-	-	-	-	-	-
Less: Incremental Revenue/Recovery						
Net Cost/(Benefit)	-	-	-	-	-	-
Incremental Full Time Equivalent Positions	-	-	-	-	-	-

Class Estimate: See table below.

	2023	2024	2025	2026	2027	2028
Class Estimate			**4**			**5**
Authorization ($000's)						
Preliminary Design			1,100			
Detailed Design & Construction						1,500

The scope of work for this project is to examine cost effective functional design alternatives for an active transportation grade separation, in the vicinity of the existing Osborne Street Underpass, to address a gap in the Active Transportation Network to cross the Canadian National Railway mainline. In addition, functional design will be undertaken to review rehabilitation of the existing Osborne underpass to address deficiencies in land drainage, vertical clearance, pavement condition, and traffic operations through the Osborne/Pembina/Corydon/Donald intersection. Detailed design is anticipated to commence in 2028

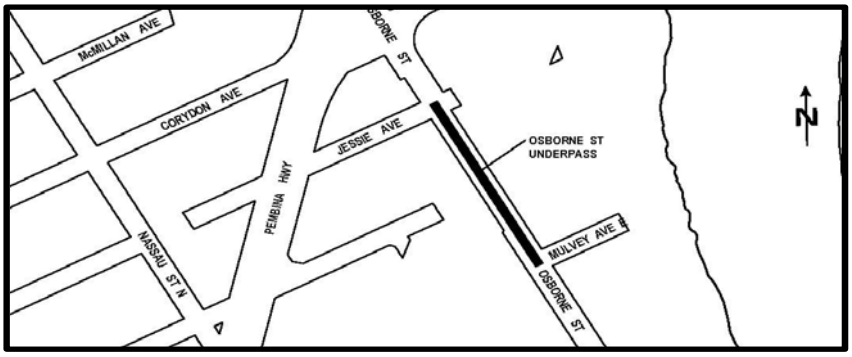

Project Name: **St. Vital Bridge Rehabilitation**

Standing Policy Committee: Public Works

Department: Public Works
Project: 1805002721

Service: Roadway Construction and Maintenance
OurWinnipeg: City Building

AUTHORIZATION	Previous Budgets	2023 Estimate	FORECAST 2024	2025	2026	2027	2028	Five-Year Forecast Total	Six-Year Total
Project Costs ($000's)	8,074	15,600	23,200	-	-	-	-	23,200	38,800
Financed by:									
Frontage Levy		4,531	4,550					4,550	9,081
Regional Street Renewal Reserve			4,000					4,000	4,000
Canada Community-Building Fund		11,069	14,650					14,650	25,719

CASH FLOW	2023	2024	2025	2026	2027	2028	Beyond 2028	Total
Project Costs ($000's)	13,260	22,060	3,480	-	-	-	-	38,800
Financed by:								
Frontage Levy	3,851	4,547	683					9,081
Regional Street Renewal Reserve		3,400	600					4,000
Canada Community-Building Fund	9,409	14,113	2,197					25,719

NET OPERATING IMPACT ($000's)	2023	2024	2025	2026	2027	2028
Operating costs						
Debt and finance charges						
Transfer to General Capital Fund						
Total Direct Costs	-	-	-	-	-	-
Less: Incremental Revenue/Recovery	177	159	26			
Net Cost/(Benefit)	(177)	(159)	(26)	-	-	-
Incremental Full Time Equivalent Positions	-	-	-	-	-	-

Class Estimate: See table below

	2023	2024	2025	2026	2027	2028
Class Estimate	**3**	**3**				
Authorization ($000's)						
Detailed Design & Construction	15,600	23,200				

The St. Vital Bridge (Red River) connecting Osborne Street to Dunkirk Drive will require bridge deck rehabilitation, including marginal widening, to better accommodate pedestrian and cycling requirements. The timeline for detailed design and construction is noted in the class estimate table above. Construction is expected to be staged over a two-year period from 2023 to 2024. The major benefit of constructing this project includes maintaining required service levels related to bridge condition, roadside safety and accessibility requirements. Significant risks associated with constructing this project include project delays due to seasonal river access. Significant risks of not constructing or deferring the project include inability to maintain quality level of service. The rehabilitated structure will provide an additional 50 years of service life.

$10.7 million in roadworks renewals is forecasted within the Regional and Local Street Renewal Program in 2024.

On June 23, 2022, Council authorized a first charge of up to $15.6 million in 2022 or prior to the adoption of the 2023 capital budget to allow award of contracts to ensure a timely delivery for the project.

St. Vital Bridge Rehabilitation (continued):

With the adoption of the 2023 Capital Budget, Council authorizes a first charge on the 2024 budget in the amount of $23.2 million in 2023 or prior to the adoption of the 2024 capital budget to facilitate timely delivery of the project.

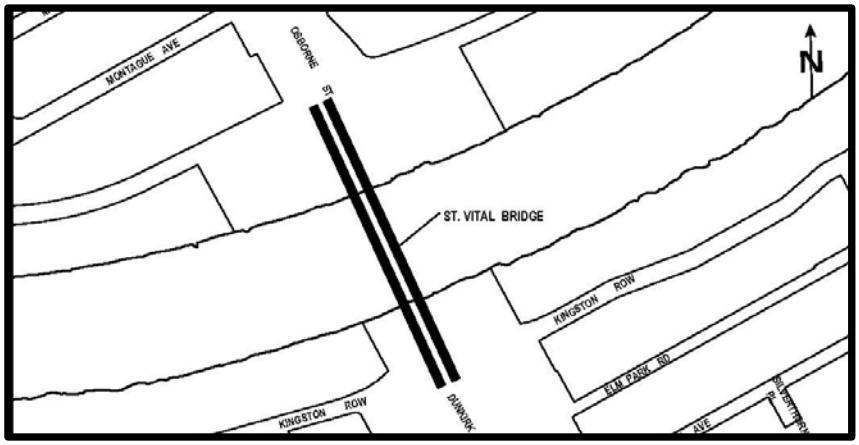

Project Name: **Lagimodiere Twin Overpasses Rehabilitation (Concordia Avenue & CPR Keewatin)**

Standing Policy Committee: Public Works

Department: Public Works
Project: 1805002122

Service: Roadway Construction and Maintenance
OurWinnipeg: City Building

AUTHORIZATION	Previous Budgets	2023 Estimate	FORECAST 2024	2025	2026	2027	2028	Five-Year Forecast Total	Six-Year Total
Project Costs ($000's)	2,000	-	2,000	-	20,000	15,742	-	37,742	37,742
Financed by:									
Frontage Levy			500		2,573	1,081		4,154	4,154
Regional Street Renewal Reserve					7,282	10,000		17,282	17,282
Canada Community-Building Fund			1,500		10,145	4,661		16,306	16,306

CASH FLOW	2023	2024	2025	2026	2027	2028	Beyond 2028	Total
Project Costs ($000's)	-	1,700	300	17,000	16,381	2,361	-	37,742
Financed by:								
Frontage Levy		425	75	2,187	1,305	162		4,154
Regional Street Renewal Reserve				6,190	9,592	1,500		17,282
Canada Community-Building Fund		1,275	225	8,623	5,484	699		16,306

NET OPERATING IMPACT ($000's)	2023	2024	2025	2026	2027	2028
Operating costs						
Debt and finance charges						
Transfer to General Capital Fund						
Total Direct Costs	-	-	-	-	-	-
Less: Incremental Revenue/Recovery				268	218	33
Net Cost/(Benefit)	-	-	-	(268)	(218)	(33)
Incremental Full Time Equivalent Positions	-	-	-	-	-	-

Class Estimate: See table below

	2023	2024	2025	2026	2027	2028
Class Estimate		**4**		**5**	**5**	
Authorization ($000's)						
Preliminary Design		2,000				
Detailed Design & Construction				20,000	15,742	

This project includes major rehabilitation of the Lagimodiere Twin Overpasses over Concordia Avenue and the Canadian Pacific Railway (CPR) Keewatin rail lines. Improvements to traffic capacity and roadside safety will be determined as part of a preliminary design study. The timeline for preliminary design and detailed design and construction is noted in the class estimate table above. Construction is forecasted to take place over a two-year period from 2026 to 2027 with a total project class 5 estimate of $39.7 million. The major benefit of constructing this project includes maintaining current levels of service related to bridge capacity and condition. Significant risks associated with constructing this project include project delays related to railway coordination. Significant risks of not constructing or deferring the project include inability to maintain quality level of service. The rehabilitated structure will provide an additional 50 years of service life.

Construction will not commence until a class 3 estimate is obtained.

Lagimodiere Twin Overpasses Rehabilitation (Concordia Avenue & CPR Keewatin) (continued):

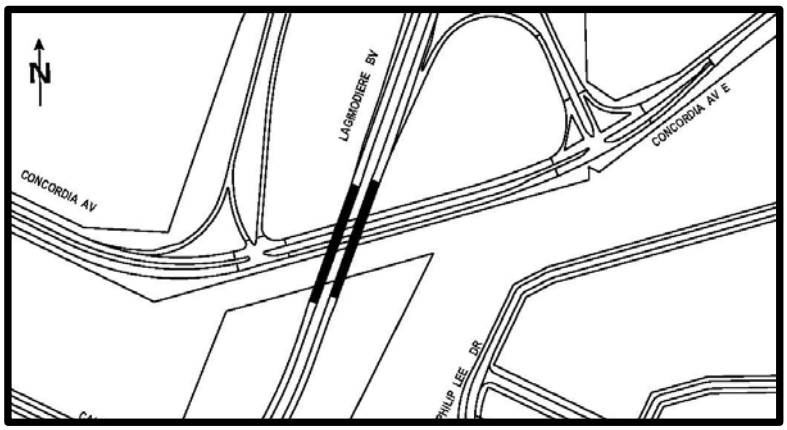

Project Name: **Arlington Bridge Rehabilitation**

Standing Policy Committee: Public Works

Department: Public Works
Project: 1805002923

Service: Roadway Construction and Maintenance
OurWinnipeg: City Building

AUTHORIZATION	Previous Budgets	2023 Estimate	FORECAST 2024	2025	2026	2027	2028	Five-Year Forecast Total	Six-Year Total
Project Costs ($000's)	-	850	-	-	-	-	-	-	850
Financed by:									
Regional Street Renewal Reserve		850						-	850

CASH FLOW	2023	2024	2025	2026	2027	2028	Beyond 2028	Total
Project Costs ($000's)	723	127	-	-	-	-	-	850
Financed by:								
Regional Street Renewal Reserve	723	127						850

NET OPERATING IMPACT ($000's)	2023	2024	2025	2026	2027	2028
Operating costs						
Debt and finance charges						
Transfer to General Capital Fund						
Total Direct Costs	-	-	-	-	-	-
Less: Incremental Revenue/Recovery						
Net Cost/(Benefit)	-	-	-	-	-	-
Incremental Full Time Equivalent Positions	-	-	-	-	-	-

Class Estimate: 3

This project consists of a feasibility study to undertake a rehabilitation of the Arlington Street Overpass over the Canadian Pacific Railway (CP) Yards in 2023. In 2018, a preliminary design for a new bridge was completed that was to improve the level of service for all modes of traffic. The project is on the City's unfunded project list with no indication of when the replacement will be funded. The bridge is currently nearing the end of its service life and requires higher than normal maintenance. The feasibility study aims to define what is required for rehabilitation to provide a minimum 25 years of additional reliable service life until either a new bridge can be budgeted or improvements to other routes crossing the CP Yards can occur. Rehabilitation will not improve the level of service that was expected for the replacement bridge but some minor improvements may be achievable.

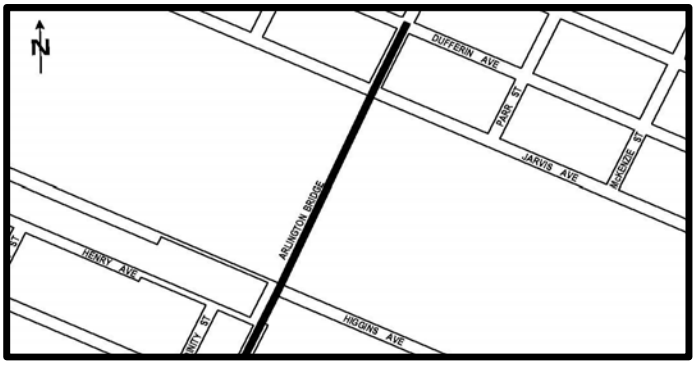

Project Name: **Ness Culvert Replacement**

Standing Policy Committee: Public Works

Department: Public Works
Project: 1805002828

Service: Roadway Construction and Maintenance
OurWinnipeg: City Building

AUTHORIZATION	Previous Budgets	2023 Estimate	FORECAST 2024	2025	2026	2027	2028	Five-Year Forecast Total	Six-Year Total
Project Costs ($000's)	-	-	-	-	-	-	4,023	4,023	4,023
Financed by:									
Frontage Levy							875	875	875
Regional Street Renewal Reserve							2,211	2,211	2,211
Canada Community-Building Fund							937	937	937

CASH FLOW	2023	2024	2025	2026	2027	2028	Beyond 2028	Total
Project Costs ($000's)	-	-	-	-	-	3,419	604	4,023
Financed by:								
Frontage Levy						744	131	875
Regional Street Renewal Reserve						1,879	332	2,211
Canada Community-Building Fund						796	141	937

NET OPERATING IMPACT ($000's)	2023	2024	2025	2026	2027	2028
Operating costs						
Debt and finance charges						
Transfer to General Capital Fund						
Total Direct Costs	-	-	-	-	-	-
Less: Incremental Revenue/Recovery						95
Net Cost/(Benefit)	-	-	-	-	-	(95)
Incremental Full Time Equivalent Positions	-	-	-	-	-	-

Class Estimate: 3

The Ness Avenue Culvert at Truro Creek requires replacement as it is undersized and is in a deteriorated condition. Preliminary design was completed in 2017. The new structure will provide an additional 75 years of service life.

Project Name: **Elm Park Bridge Repairs**

Standing Policy Committee: Public Works

Department: Public Works
Project: 1805003028

Service: Roadway Construction and Maintenance
OurWinnipeg: Good Health and Well-Being

AUTHORIZATION	Previous Budgets	2023 Estimate	FORECAST 2024	2025	2026	2027	2028	Five-Year Forecast Total	Six-Year Total
Project Costs ($000's)	-	-	-	-	-	-	2,088	2,088	2,088
Financed by:									
Regional Street Renewal Reserve							2,088	2,088	2,088

CASH FLOW	2023	2024	2025	2026	2027	2028	Beyond 2028	Total
Project Costs ($000's)	-	-	-	-	-	1,775	313	2,088
Financed by:								
Regional Street Renewal Reserve						1,775	313	2,088

NET OPERATING IMPACT ($000's)	2023	2024	2025	2026	2027	2028
Operating costs						
Debt and finance charges						
Transfer to General Capital Fund						
Total Direct Costs	-	-	-	-	-	-
Less: Incremental Revenue/Recovery						58
Net Cost/(Benefit)	-	-	-	-	-	(58)
Incremental Full Time Equivalent Positions	-	-	-	-	-	-

Class Estimate: See table below

	2023	2024	2025	2026	2027	2028
Class Estimate						**5**
Authorization ($000's)						
Preliminary Design						58
Detailed Design & Construction						2,030

This project will undertake structural steel repairs, surface preparation, and recoating of the existing structural steel trusses on Elm Park Bridge to preserve and extend the service life. The recoating of the trusses will also improve the aesthetics of this active transportation bridge.

Project Name: **Disraeli Bridge and Overpass Facility**

Standing Policy Committee: Public Works

Department: Public Works
Project: 1805001123

Service: Roadway Construction and Maintenance
OurWinnipeg: Economic Prosperity

AUTHORIZATION	Previous Budgets	2023 Estimate	FORECAST 2024	2025	2026	2027	2028	Five-Year Forecast Total	Six-Year Total
Project Costs ($000's)	-	-	-	-	-	-	-	-	-
Financed by:									
Frontage Levy		600	600	600	400	400	400	2,400	3,000
Canada Community-Building Fund		12,725	12,737	12,795	13,055	13,120	13,181	64,888	77,613
Public Private Partnerships Annual Service / Financing Payments		(12,139)	(12,151)	(12,209)	(12,269)	(12,334)	(12,395)	(61,358)	(73,497)
Debt Servicing - Repayment of Debt		(1,186)	(1,186)	(1,186)	(1,186)	(1,186)	(1,186)	(5,930)	(7,116)

CASH FLOW	2023	2024	2025	2026	2027	2028	Beyond 2028	Total
Project Costs ($000's)	13,325	13,337	13,395	13,455	13,520	13,581	229,876	310,489
Financed by:								
Frontage Levy	600	600	600	400	400	400	13,800	16,800
Canada Community-Building Fund	12,725	12,737	12,795	13,055	13,120	13,181	216,076	293,689

NET OPERATING IMPACT ($000's)	2023	2024	2025	2026	2027	2028
Operating costs						
Debt and finance charges						
Transfer to General Capital Fund						
Total Direct Costs	-	-	-	-	-	-
Less: Incremental Revenue/Recovery						
Net Cost/(Benefit)	-	-	-	-	-	-
Incremental Full Time Equivalent Positions	-	-	-	-	-	-

Class Estimate: Not applicable

The Disraeli Bridges and Overpass Facility was procured using a P3 approach and the facility opened on November 19, 2012.

The City will make on-going lease payments to Plenary Roads Winnipeg (PRW) extending until 2042. These payments are required under a 30-year contract with PRW and cover the remaining capital cost of the facility as well as the maintenance of the facility.

There are significant provisions in the contract to ensure the City's performance specifications are met and the facility is returned to the City in good condition at the end of the contract. Costs associated with monitoring this contract, including the salary recovery of the Senior Project Review/P3 Specialist and other P3 costs related to land titles registration are also included in this budget. Payments to PRW are performance based and are reduced where the City's performance specifications are not met.

A portion of the payment to PRW represents an annual amount dedicated to the maintenance of the facility, including long-term rehabilitative costs. This amount is adjusted for changes to the Consumer Price Index on an annual basis.

A portion of the project ($75 million) was financed by $25 million in external debt, with the balance being financed internally. The Public Service issued $25 million in external debt at an interest rate of 3.759% over a repayment term of 40 years. Debt servicing represents interest and principal repayment of external debt and internal financing.

Disraeli Bridge and Overpass Facility (continued):

The above annual estimates relate to the maintenance phase of the project and include the authorization for the lease payments and debt servicing related to the facility.

In accordance with Bylaw 8164/2002 where the City's capital budget has not been adopted before January 1 of the year to which the budget is applicable, the Chief Administrative Officer is authorized, before the adoption of the capital budget, to approve expenditures not exceeding 30% of the amount the City of Winnipeg is contractually obligated to pay annually in respect of Public-Private Partnerships, as a first charge against the General Capital Fund.

As financing and administration costs are implicit in the lease payments, this project is exempt from the Corporate Administration and Interest charges.

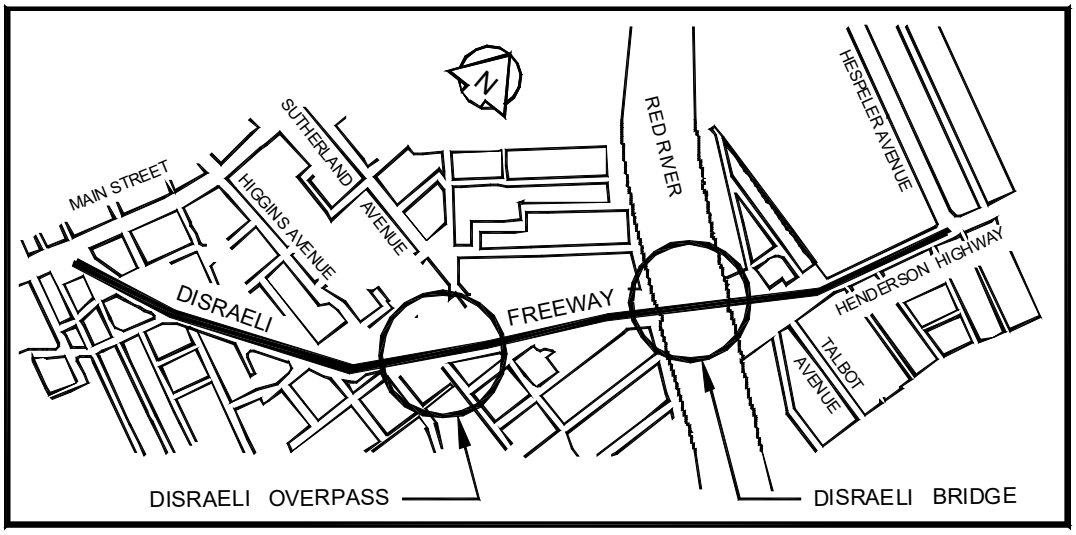

Project Name: **Charleswood Bridge**

Standing Policy Committee: Public Works

Department: Public Works
Project: 1805001023

Service: Roadway Construction and Maintenance
OurWinnipeg: Economic Prosperity

AUTHORIZATION	Previous Budgets	2023 Estimate	FORECAST 2024	2025	2026	2027	2028	Five-Year Forecast Total	Six-Year Total
Project Costs ($000's)	-	-	-	-	-	-	-	-	-
Financed by:									
Cash to Capital		1,478	2,710					2,710	4,188
Public Private Partnerships Lease Payments		(1,478)	(2,710)					(2,710)	(4,188)

CASH FLOW	2023	2024	2025	2026	2027	2028	Beyond 2028	Total
Project Costs ($000's)	1,478	2,710	-	-	-	-	-	4,188
Financed by:								
Cash to Capital	1,478	2,710						4,188

NET OPERATING IMPACT ($000's)	2023	2024	2025	2026	2027	2028
Operating costs						
Debt and finance charges						
Transfer to General Capital Fund	1,478	2,710				
Total Direct Costs	1,478	2,710	-	-	-	-
Less: Incremental Revenue/Recovery						
Net Cost/(Benefit)	1,478	2,710	-	-	-	-
Incremental Full Time Equivalent Positions	-	-	-	-	-	-

Class Estimate: Not applicable

The Charleswood Bridge was constructed in 1994 and 1995 along with the roadworks between Roblin Boulevard and Ness Avenue.

The bridge portion of the project was undertaken as a Public-Private Partnership, with lease payments extending until 2024. The 30 year term ends on September 30th, 2024.

The above annual estimates include the authorization for the lease payments to be incurred and charged to the project in the General Capital Fund.

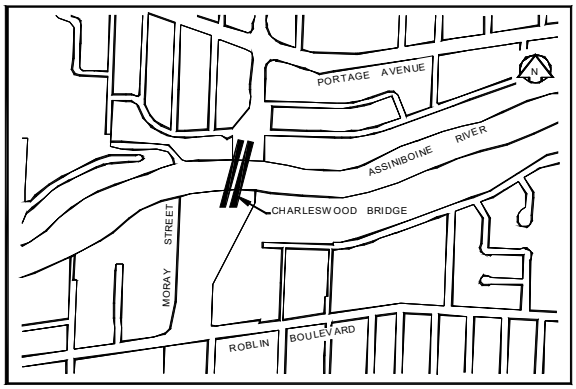

Project Name: **Chief Peguis Trail - Henderson Highway to Lagimodiere Boulevard**

Standing Policy Committee: Public Works

Department: Public Works
Project: 1801000223

Service: Roadway Construction and Maintenance
OurWinnipeg: Economic Prosperity

AUTHORIZATION	Previous Budgets	2023 Estimate	FORECAST 2024	2025	2026	2027	2028	Five-Year Forecast Total	Six-Year Total
Project Costs ($000's)	-	-	-	-	-	-	-	-	-
Financed by:									
Frontage Levy		600	600	600	1,475	1,475	1,475	5,625	6,225
Canada Community-Building Fund		6,829	6,876	6,925	6,100	6,151	6,203	32,255	39,084
Public Private Partnerships Annual Service / Financing Payments		(6,450)	(6,497)	(6,546)	(6,596)	(6,647)	(6,699)	(32,985)	(39,435)
Debt servicing - repayment of debt		(979)	(979)	(979)	(979)	(979)	(979)	(4,895)	(5,874)

CASH FLOW	2023	2024	2025	2026	2027	2028	Beyond 2028	Total
Project Costs ($000's)	7,429	7,476	7,525	7,575	7,626	7,678	120,959	166,268
Financed by:								
Frontage Levy	600	600	600	1,475	1,475	1,475	58,976	65,201
Canada Community-Building Fund	6,829	6,876	6,925	6,100	6,151	6,203	61,983	101,067

NET OPERATING IMPACT ($000's)	2023	2024	2025	2026	2027	2028
Operating costs						
Debt and finance charges						
Transfer to General Capital Fund						
Total Direct Costs	-	-	-	-	-	-
Less: Incremental Revenue/Recovery						
Net Cost/(Benefit)	-	-	-	-	-	-
Incremental Full Time Equivalent Positions	-	-	-	-	-	-

Class Estimate: Not applicable

The Chief Peguis Trail Extension from Henderson Highway to Lagimodiere Boulevard was procured using a P3 approach and the facility opened on December 2, 2011.

The City will make on-going lease payments to DBF2 extending until 2041. These payments are required under a 30-year contract with DBF2 and cover the remaining capital cost of the facility as well as the maintenance of the facility.

There are significant provisions in the contract to ensure the City's performance specifications are met and the facility is returned to the City in good condition at the end of the contract. Costs associated with monitoring this contract, including the salary recovery for the Senior Project Review/P3 Specialist and other P3 costs related to land titles registration are also included in this budget. Payments to DBF2 are performance based and are reduced where the City's performance specifications are not met.

A portion of the payment to DBF2 represents an annual amount dedicated to the maintenance of the facility, including long-term rehabilitative costs. This amount is adjusted for changes to the Consumer Price Index on an annual basis.

A portion of the project was financed by the City issuing $18.7 million in external debt. The debt servicing above represents the repayment of principal and interest on the external debt associated with the project over a period of 40 years.

The above annual estimates include the authorization for the lease and financing payments to be incurred and charged to the Projects in the General Capital Fund.

Chief Peguis Trail - Henderson Highway to Lagimodiere Boulevard (continued):

In accordance with Bylaw 8164/2002 where the City's capital budget has not been adopted before January 1 of the year to which the budget is applicable, the Chief Administrative Officer is authorized, before the adoption of the capital budget, to approve expenditures not exceeding 30% of the amount the City of Winnipeg is contractually obligated to pay annually in respect of Public-Private Partnerships, as a first charge against the General Capital Fund.

As financing and administration costs are implicit in the lease payments, this capital project is exempt from the Corporate Administration and Interest charges.

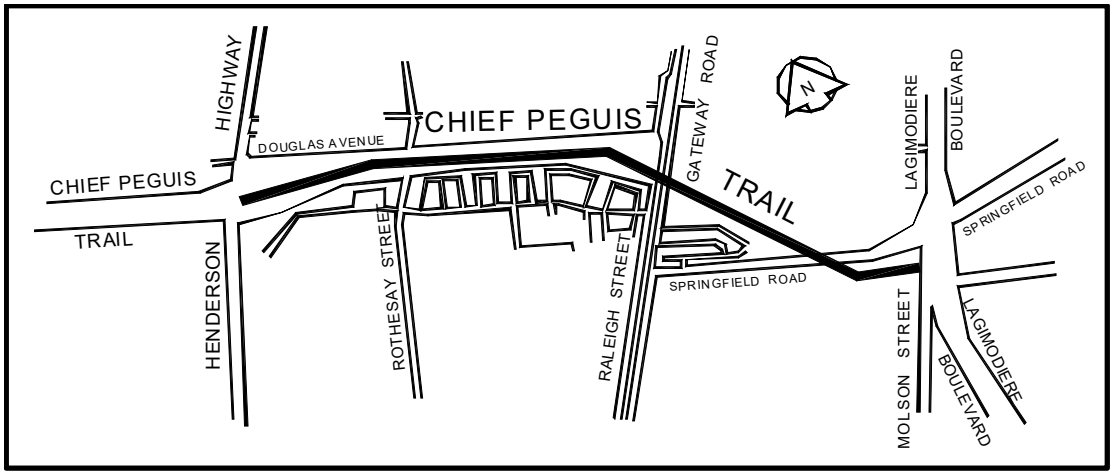

Project Name: **Asset Management System - Various Divisions**

Standing Policy Committee: Public Works

Department: Public Works
Project: 1812000123

Service: Roadway Construction and Maintenance
OurWinnipeg: Leadership and Good Governance

AUTHORIZATION	Previous Budgets	2023 Estimate	FORECAST 2024	2025	2026	2027	2028	Five-Year Forecast Total	Six-Year Total
Project Costs ($000's)	N/A *	100	100	100	100	100	100	500	600
Financed by:									
Cash to Capital			75	75	75	75	75	375	375
Canada Community-Building Fund			25	25	25	25	25	125	125
External Debt		100						-	100

CASH FLOW	2023	2024	2025	2026	2027	2028	Beyond 2028	Total
Project Costs ($000's)	85	100	100	100	100	100	15	600
Financed by:								
Cash to Capital		64	75	75	75	75	11	375
Canada Community-Building Fund		21	25	25	25	25	4	125
External Debt	85	15						100

NET OPERATING IMPACT ($000's)	2023	2024	2025	2026	2027	2028
Operating costs						
Debt and finance charges	9	20	22	22	22	11
Transfer to General Capital Fund		75	75	75	75	75
Total Direct Costs	9	95	97	97	97	86
Less: Incremental Revenue/Recovery	3	3	3	3	3	3
Net Cost/(Benefit)	6	92	94	94	94	83
Incremental Full Time Equivalent Positions	-	-	-	-	-	-

Class Estimate: Not applicable, as this is a program

The asset management program in the Public Works Department is centered on the application of quality management principles to the operation, maintenance, and renewal of infrastructure. A primary objective is the development and implementation of methodologies to preserve the infrastructure and to identify the funding necessary for the long-term preservation of the assets.

An objective of the asset management program is to extend this systematic structural quality management approach to all the infrastructure under the Public Works Department responsibility. Funds are required to implement new or maintain existing asset management programs.

* N/A - No amounts have been included in the "Previous Budgets" due to this program's on-going nature.

Project Name: **Regional Parks**

Standing Policy Committee: Community Services

Department: Public Works
Project: 1853000323

Service: Parks and Urban Forestry
OurWinnipeg: Good Health and Well-Being

AUTHORIZATION	Previous Budgets	2023 Estimate	FORECAST 2024	2025	2026	2027	2028	Five-Year Forecast Total	Six-Year Total
Project Costs ($000's)	N/A *	1,610	-	-	2,005	2,940	3,000	7,945	9,555
Financed by:									
Cash to Capital					275		300	575	575
Canada Community-Building Fund		1,288			1,730	2,940	2,700	7,370	8,658
External Debt		322						-	322

CASH FLOW	2023	2024	2025	2026	2027	2028	Beyond 2028	Total
Project Costs ($000's)	1,369	241	-	1,705	2,800	2,990	450	9,555
Financed by:								
Cash to Capital				234	41	255	45	575
Canada Community-Building Fund	1,095	193		1,471	2,759	2,735	405	8,658
External Debt	274	48						322

NET OPERATING IMPACT ($000's)	2023	2024	2025	2026	2027	2028
Operating costs						
Debt and finance charges	10	19	20	20	20	20
Transfer to General Capital Fund				275		300
Total Direct Costs	10	19	20	295	20	320
Less: Incremental Revenue/Recovery	23	4		26	36	42
Net Cost/(Benefit)	(13)	15	20	269	(16)	278
Incremental Full Time Equivalent Positions	-	-	-	-	-	-

Class Estimate: Not applicable, as this is a program

Refurbishment and/or improvements to various parks to repair aging park infrastructure and related amenities, or construct new amenities to address identified gaps in service.

Funding in 2023 of $1.61 million will contribute to short and long term implementation strategies for Kilcona Park rehabilitation and enhancements based on the 2014 Strategic Renewal and Action Plan.

Prioritization of projects in future years will align with the Winnipeg Parks Strategy, adopted by Council on May 26, 2022, and the Regional Parks Investment Strategy, planned for completion in Spring 2023.

* N/A - No amounts have been included in the "Previous Budgets" due to this program's on-going nature.

Project Name: **Community and Neighbourhood Parks**

Standing Policy Committee: Community Services

Department: Public Works
Project: 1853000126

Service: Parks and Urban Forestry
OurWinnipeg: Good Health and Well-Being

AUTHORIZATION	Previous Budgets	2023 Estimate	FORECAST 2024	2025	2026	2027	2028	Five-Year Forecast Total	Six-Year Total
Project Costs ($000's)	N/A *	-	-	-	1,800	2,800	3,000	7,600	7,600
Financed by:									
Cash to Capital					360		300	660	660
Canada Community-Building Fund					1,440	2,800	2,700	6,940	6,940

CASH FLOW	2023	2024	2025	2026	2027	2028	Beyond 2028	Total
Project Costs ($000's)	-	-	-	1,530	2,650	2,970	450	7,600
Financed by:								
Cash to Capital				306	54	255	45	660
Canada Community-Building Fund				1,224	2,596	2,715	405	6,940

NET OPERATING IMPACT ($000's)	2023	2024	2025	2026	2027	2028
Operating costs						
Debt and finance charges						
Transfer to General Capital Fund				360		300
Total Direct Costs	-	-	-	360	-	300
Less: Incremental Revenue/Recovery				25	34	42
Net Cost/(Benefit)	-	-	-	335	(34)	258
Incremental Full Time Equivalent Positions	-	-	-	-	-	-

Class Estimate: Not applicable, as this is a program

Refurbishment and/or improvements to various parks to repair aging park infrastructure and related amenities, and construct new amenities to address identified gaps in service, including but not limited to:

• play equipment and safety surfacing

• athletic fields

• sport courts

• off-leash dog areas

Funding in 2026 includes $70,000 for conversion of King George V Park to an off-leash dog area.

Prioritization of projects will align with the Winnipeg Parks Strategy, adopted by Council on May 26, 2022.

* N/A - No amounts have been included in the "Previous Budgets" due to this program's on-going nature.

Project Name: **Interpretive and Wayfinding Signage Program**

Standing Policy Committee: Community Services

Department: Public Works
Project: 1853000428

Service: Parks and Urban Forestry
OurWinnipeg: Good Health and Well-Being

AUTHORIZATION	Previous Budgets	2023 Estimate	FORECAST 2024	2025	2026	2027	2028	Five-Year Forecast Total	Six-Year Total
Project Costs ($000's)	N/A *	-	-	-	-	-	100	100	100
Financed by:									
Cash to Capital							25	25	25
Canada Community-Building Fund							75	75	75

CASH FLOW	2023	2024	2025	2026	2027	2028	Beyond 2028	Total
Project Costs ($000's)	-	-	-	-	-	85	15	100
Financed by:								
Cash to Capital						21	4	25
Canada Community-Building Fund						64	11	75

NET OPERATING IMPACT ($000's)	2023	2024	2025	2026	2027	2028
Operating costs						
Debt and finance charges						
Transfer to General Capital Fund						25
Total Direct Costs	-	-	-	-	-	25
Less: Incremental Revenue/Recovery						1
Net Cost/(Benefit)	-	-	-	-	-	24
Incremental Full Time Equivalent Positions	-	-	-	-	-	-

Class Estimate: Not applicable, as this is a program

This program will support the design, installation and renewal of park signage to promote a consistent signage, wayfinding, and mapping identity across the parks system, including:

• entrance signage;

• trail and major amenity identification; and

• universally accessible routes and amenities identification.

Furthermore, it will fund the renewal, planning, design, construction and installation of interpretive signage to support the provision of environmental education opportunities and experiences in parks.

* N/A - No amounts have been included in the "Previous Budgets" due to this program's on-going nature.

Project Name: **Waterway Access Improvement Program**

Standing Policy Committee: Community Services

Department: Public Works
Project: 1853000528

Service: Parks and Urban Forestry
OurWinnipeg: Good Health and Well-Being

AUTHORIZATION	Previous Budgets	2023 Estimate	FORECAST 2024	2025	2026	2027	2028	Five-Year Forecast Total	Six-Year Total
Project Costs ($000's)	N/A *	-	-	-	-	-	300	300	300
Financed by:									
Cash to Capital							194	194	194
Canada Community-Building Fund							106	106	106

CASH FLOW	2023	2024	2025	2026	2027	2028	Beyond 2028	Total
Project Costs ($000's)	-	-	-	-	-	255	45	300
Financed by:								
Cash to Capital						165	29	194
Canada Community-Building Fund						90	16	106

NET OPERATING IMPACT ($000's)	2023	2024	2025	2026	2027	2028
Operating costs						
Debt and finance charges						
Transfer to General Capital Fund						194
Total Direct Costs	-	-	-	-	-	194
Less: Incremental Revenue/Recovery						6
Net Cost/(Benefit)	-	-	-	-	-	188
Incremental Full Time Equivalent Positions	-	-	-	-	-	-

Class Estimate: Not applicable, as this is a program

This program will improve the accessibility and safety at existing and new waterway access points along the Red, Assiniboine and Seine rivers to permit year-round access. Specific improvements include, but are not limited to:

• installation of new, or improvements to existing, viewing platforms, stairs, launches, docks and gangway systems; and

• improvements to pathways and trails connecting to, from and between waterway access points, including supportive amenities such as lighting and park furniture.

Funds in 2028 ($300,000) will be allocated to the hiring of a consultant to conduct a city-wide waterway access study, including comprehensive public engagement.

* N/A - No amounts have been included in the "Previous Budgets" due to this program's on-going nature.

Project Name: **Parks Buildings**

Standing Policy Committee: Community Services

Department: Public Works
Project: 0718020125

Service: Parks and Urban Forestry
OurWinnipeg: Good Health and Well-Being

AUTHORIZATION	Previous Budgets	2023 Estimate	FORECAST 2024	2025	2026	2027	2028	Five-Year Forecast Total	Six-Year Total
Project Costs ($000's)	N/A *	-	-	375	245	400	1,021	2,041	2,041
Financed by:									
Cash to Capital				375	245			620	620
Canada Community-Building Fund						400	1,021	1,421	1,421

CASH FLOW	2023	2024	2025	2026	2027	2028	Beyond 2028	Total
Project Costs ($000's)	-	-	319	265	376	928	153	2,041
Financed by:								
Cash to Capital			319	265	36			620
Canada Community-Building Fund					340	928	153	1,421

NET OPERATING IMPACT ($000's)	2023	2024	2025	2026	2027	2028
Operating costs						
Debt and finance charges						
Transfer to General Capital Fund			375	245		
Total Direct Costs	-	-	375	245	-	-
Less: Incremental Revenue/Recovery			10	9	5	12
Net Cost/(Benefit)	-	-	365	236	(5)	(12)
Incremental Full Time Equivalent Positions	-	-	-	-	-	-

Class Estimate: Not applicable, as this is a program

Projects will not proceed until a class 3 estimate is obtained.

Funds will be allocated to ($000's):	2023	2024	2025	2026	2027	2028	Total
Parks Maintenance Garage at Reykdal Family Park			375				375
Grants Old Mill Public Washrooms Renewal				245			245
Prairie Point Garage					400		400
Living Prairie Museum Interpretive Centre						1,021	1,021
	-	**-**	**375**	**245**	**400**	**1,021**	**2,041**

Capital close-out of the above-listed projects will not commence until the projects are substantially completed.

* N/A - No amounts have been included in the "Previous Budgets" due to this program's on-going nature.

Project Name: **Rainbow Stage**

Standing Policy Committee: Community Services

Department: Public Works
Project: 0718010123

Service: Parks and Urban Forestry
OurWinnipeg: Good Health and Well-Being

AUTHORIZATION	Previous Budgets	2023 Estimate	FORECAST 2024	2025	2026	2027	2028	Five-Year Forecast Total	Six-Year Total
Project Costs ($000's)	-	1,500	1,500	-	-	-	-	1,500	3,000
Financed by:									
Cash to Capital			300					300	300
Canada Community-Building Fund		1,200	1,200					1,200	2,400
External Debt		300						-	300

CASH FLOW	2023	2024	2025	2026	2027	2028	Beyond 2028	Total
Project Costs ($000's)	1,275	1,500	225	-	-	-	-	3,000
Financed by:								
Cash to Capital		255	45					300
Canada Community-Building Fund	1,020	1,200	180					2,400
External Debt	255	45						300

NET OPERATING IMPACT ($000's)	2023	2024	2025	2026	2027	2028
Operating costs						
Debt and finance charges	15	34	37	37	37	37
Transfer to General Capital Fund		300				
Total Direct Costs	15	334	37	37	37	37
Less: Incremental Revenue/Recovery	21	25	4			
Net Cost/(Benefit)	(6)	309	33	37	37	37
Incremental Full Time Equivalent Positions	-	-	-	-	-	-

Class Estimate: 4

Renovations of Rainbow Stage at Kildonan Park to assist in addressing fire and life safety issues, replacement of outdated user amenities, and improvement of accessibility for audience. City funding is subject to securing matching funds from other levels of government and/or private fundraising.

Construction will not proceed until a class 3 estimate is obtained.

Project Name: **Parks and Recreation Enhancement Program**

Standing Policy Committee: Community Services

Department: Public Works
Project: 1857000123

Service: Parks and Urban Forestry
OurWinnipeg: Good Health and Well-Being

AUTHORIZATION	Previous Budgets	2023 Estimate	FORECAST 2024	2025	2026	2027	2028	Five-Year Forecast Total	Six-Year Total
Project Costs ($000's)	N/A *	3,000	300	300	1,264	1,305	1,275	4,444	7,444
Financed by:									
Cash to Capital			150	300	532		300	1,282	1,282
Canada Community-Building Fund		865	150		732	1,305	975	3,162	4,027
External Debt		2,135						-	2,135

CASH FLOW	2023	2024	2025	2026	2027	2028	Beyond 2028	Total
Project Costs ($000's)	2,550	705	300	1,119	1,299	1,280	191	7,444
Financed by:								
Cash to Capital		128	278	497	79	255	45	1,282
Canada Community-Building Fund	735	257	22	622	1,220	1,025	146	4,027
External Debt	1,815	320						2,135

NET OPERATING IMPACT ($000's)	2023	2024	2025	2026	2027	2028
Operating costs						
Debt and finance charges	109	240	260	260	260	260
Transfer to General Capital Fund		150	300	532		300
Total Direct Costs	109	390	560	792	260	560
Less: Incremental Revenue/Recovery	68	18	9	24	18	21
Net Cost/(Benefit)	41	372	551	768	242	539
Incremental Full Time Equivalent Positions	-	-	-	-	-	-

Class Estimate: Not applicable, as this is a program

Program is focused on playground restorations, including play equipment and safety surface replacements, along with associated amenity and pathway improvements to enhance accessibility, and other park and recreation enhancements. It is generally delivered by the Planning, Property and Development Department on behalf of the Parks and Open Space Division of the Public Works Department.

Funding is to be allocated annually as follows:

• Approximately $300,000 each year dedicated to address general playground and amenity safety concerns as they arise city-wide.

• Remaining funding to be divided equally between each of the fifteen electoral wards.

• Any grants paid through the program require Council approval and will not be subject to City overheads.

* N/A - No amounts have been included in the "Previous Budgets" due to this program's on-going nature.

Parks and Recreation Enhancement Program (continued):

($000's)	2023	2024	2025	2026	2027	2028	TOTAL
Priority Safety-Related Concerns	300	300	300	304	300	300	1,804
Charleswood-Tuxedo-Westwood	180			64	67	65	376
Daniel McIntyre	180			64	67	65	376
Elmwood-East Kildonan	180			64	67	65	376
Fort Rouge-East Fort Garry	180			64	67	65	376
Mynarski	180			64	67	65	376
North Kildonan	180			64	67	65	376
Old Kildonan	180			64	67	65	376
Point Douglas	180			64	67	65	376
River Heights-Fort Garry	180			64	67	65	376
St. Boniface	180			64	67	65	376
St. James	180			64	67	65	376
St. Norbert - Seine River	180			64	67	65	376
St. Vital	180			64	67	65	376
Transcona	180			64	67	65	376
Waverley West	180			64	67	65	376
Total	**3,000**	**300**	**300**	**1,264**	**1,305**	**1,275**	**7,444**

The Director of Public Works may be required to reallocate ward budgets on approval of the ward councillors.

Project Name: **Urban Forest Renewal Program**

Standing Policy Committee: Community Services

Department: Public Works
Project: 1850000323

Service: Parks and Urban Forestry
OurWinnipeg: Environmental Resilience

AUTHORIZATION	Previous Budgets	2023 Estimate	FORECAST 2024	2025	2026	2027	2028	Five-Year Forecast Total	Six-Year Total
Project Costs ($000's)	N/A *	10,404	6,836	9,601	11,061	9,202	9,600	46,300	56,704
Financed by:									
Cash to Capital		3,600	4,788	7,613	8,458	8,495	8,600	37,954	41,554
Canada Community-Building Fund						707	1,000	1,707	1,707
Natural Resources Canada		549	2,048	1,988	2,603			6,639	7,188
Province of Manitoba Strategic Infrastructure Funding		5,819						-	5,819
External Debt		436						-	436

CASH FLOW	2023	2024	2025	2026	2027	2028	Beyond 2028	Total
Project Costs ($000's)	8,844	7,371	9,186	10,842	9,480	9,541	1,440	56,704
Financed by:								
Cash to Capital	3,060	4,610	7,189	8,331	8,489	8,585	1,290	41,554
Canada Community-Building Fund					601	956	150	1,707
Natural Resources Canada	467	1,823	1,997	2,511	390			7,188
Province of Manitoba Strategic Infrastructure Funding	4,946	873						5,819
External Debt	371	65						436

NET OPERATING IMPACT ($000's)	2023	2024	2025	2026	2027	2028
Operating costs						
Debt and finance charges	22	49	53	53	53	53
Transfer to General Capital Fund	3,600	4,788	7,613	8,458	8,495	8,600
Total Direct Costs	3,622	4,837	7,666	8,511	8,548	8,653
Less: Incremental Revenue/Recovery	179	186	259	302	288	291
Net Cost/(Benefit)	3,443	4,651	7,407	8,209	8,260	8,362
Incremental Full Time Equivalent Positions	-	-	-	-	-	-

Class Estimate: Not applicable, as this is a program

This program supports sustainable urban forest management practices, and may include the following types of works prioritized by need:

• Tree pruning, removals and replacements

• Management of Dutch Elm Disease (DED)

• Emerald Ash Borer Beetle (EAB) response

• Installation of tree vaults and silva cells along major routes (coordinate with street and sidewalk renewals where possible)

• Inventory along City boulevards, plazas, and parks

Funding in 2023 includes:

• Seasonal temporary Forestry Technical Assistant positions (2.1 full-time equivalents)

• $1.449 million dedicated to tree replacement on major routes

Urban Forest Renewal Program (continued):

The funding from Natural Resources Canada of $7.188 million is conditional upon the successful negotiation and approval of the cost-sharing agreement and ancillary agreement between the Federal Government and the City of Winnipeg for the Two Billion Trees grant program.

* N/A - No amounts have been included in the "Previous Budgets" due to this program's on-going nature.

Project Name: **Insect Control Branch Equipment Renewal**

Standing Policy Committee: Community Services

Department: Public Works
Project: 1805000427

Service: Insect Control
OurWinnipeg: Good Health and Well-Being

AUTHORIZATION	Previous Budgets	2023 Estimate	FORECAST 2024	2025	2026	2027	2028	Five-Year Forecast Total	Six-Year Total
Project Costs ($000's)	N/A *	-	-	-	-	900	-	900	900
Financed by:									
Cash to Capital						900		900	900

CASH FLOW	2023	2024	2025	2026	2027	2028	Beyond 2028	Total
Project Costs ($000's)	-	-	-	-	765	135	-	900
Financed by:								
Cash to Capital					765	135		900

NET OPERATING IMPACT ($000's)	2023	2024	2025	2026	2027	2028
Operating costs						
Debt and finance charges						
Transfer to General Capital Fund					900	
Total Direct Costs	-	-	-	-	900	-
Less: Incremental Revenue/Recovery					15	3
Net Cost/(Benefit)	-	-	-	-	885	(3)
Incremental Full Time Equivalent Positions	-	-	-	-	-	-

Class Estimate: Not applicable, as this is a program

This program will support the acquisition and replacement of specialty equipment in the Insect Control Branch that are nearing their end-of-life. These pieces of equipment enable a variety of critical pest control activities, such as larviciding, fogging, and tree spraying.

* N/A - No amounts have been included in the "Previous Budgets" due to this program's on-going nature.

Project Name: **Library Facility Safety, Security and Accessibility Improvements Program**

Standing Policy Committee: Community Services

Department: Community Services
Project: 6210000123

Service: Libraries
OurWinnipeg: Social Equity

AUTHORIZATION	Previous Budgets	2023 Estimate	FORECAST 2024	2025	2026	2027	2028	Five-Year Forecast Total	Six-Year Total
Project Costs ($000's)	N/A *	100	175	-	300	200	200	875	975
Financed by:									
Cash to Capital		75			300	200	200	700	775
Transfer from Prior Year Authorization		25	175					175	200

CASH FLOW	2023	2024	2025	2026	2027	2028	Beyond 2028	Total
Project Costs ($000's)	100	175	-	300	200	200	-	975
Financed by:								
Cash to Capital	75			300	200	200		775
Transfer from Prior Year Authorization	25	175						200

NET OPERATING IMPACT ($000's)	2023	2024	2025	2026	2027	2028
Operating costs						
Debt and finance charges						
Transfer to General Capital Fund	75			300	200	200
Total Direct Costs	75	-	-	300	200	200
Less: Incremental Revenue/Recovery	3	7		10	7	7
Net Cost/(Benefit)	72	(7)	-	290	193	193
Incremental Full Time Equivalent Positions	-	-	-	-	-	-

Class Estimate: Not applicable, as this is a program

This funding is distinct from one-time funding announced for ongoing security reviews or work launched in early 2023 in consultation with Millennium Library staff. Further capital investment to address additional security needs may be forthcoming in 2023 through budget amendments, pending recommendations from that site review.

2023 capital funding will be used primarily for a feasibility assessment to re-design and renovate the Millennium Library lobby area.

Capital funding in 2024 - 2028 is required to address three areas:

1. Safety issues need to be addressed in many libraries (including upgrading lighting, installing and upgrading closed circuit television video monitoring technology, exterior improvements, and other building upgrades) as required, to ensure that libraries remain safe and welcoming to the community and deter vandalism and graffiti.

2. Address physical and customer service accessibility issues (including upgrading and installing washrooms, change rooms, specialty change rooms, signage, public entranceways and installing life safety apparatus) to meet the needs of the public.

3. Signage needs on the exterior and interiors of library facilities (including electronic signs, for promotion of services and programs) are required to make libraries more visible to the community.

Each year a portion of the funds will be utilized for projects within library facilities based upon established priorities.

Funding includes $200,000 rebudgeted from 2019 adopted capital programs - see Appendix 4.

* N/A - No amounts have been included in the "Previous Budgets" due to this program's on-going nature.

Project Name: **Library Refurbishment & Interior Infrastructure Program**

Standing Policy Committee: Community Services

Department: Community Services
Project: 6210000224

Service: Libraries
OurWinnipeg: Social Equity

AUTHORIZATION	Previous Budgets	2023 Estimate	FORECAST 2024	2025	2026	2027	2028	Five-Year Forecast Total	Six-Year Total
Project Costs ($000's)	N/A *	-	650	-	450	-	500	1,600	1,600
Financed by:									
Cash to Capital			247		450		500	1,197	1,197
Canada Community-Building Fund			52					52	52
Transfer from Prior Year Authorization			351					351	351

CASH FLOW	2023	2024	2025	2026	2027	2028	Beyond 2028	Total
Project Costs ($000's)	-	650	-	450	-	500	-	1,600
Financed by:								
Cash to Capital		247		450		500		1,197
Canada Community-Building Fund		52						52
Transfer from Prior Year Authorization		351						351

NET OPERATING IMPACT ($000's)	2023	2024	2025	2026	2027	2028
Operating costs						
Debt and finance charges						
Transfer to General Capital Fund		247		450		500
Total Direct Costs	-	247	-	450	-	500
Less: Incremental Revenue/Recovery		20		15		16
Net Cost/(Benefit)	-	227	-	435	-	484
Incremental Full Time Equivalent Positions	-	-	-	-	-	-

Class Estimate: Not applicable, as this is a program

This capital program is required to support small renovations and replacement of interior infrastructure (e.g. workstations, public work space, furniture, shelving and children's literacy areas) at libraries. Renovations and interior infrastructure replacement is required in order to ensure that library branches are safe, functional, accessible and part of a welcoming environment for library users that meets defined customer levels of service.

Projects may include but are not limited to:

1. Sir William Stevenson Library - Interior Renovation and New Universal Toilet Room
2. Munroe Library – Lighting Upgrade
3. Various Libraries – Furniture and fixtures to replace damaged items

Included in 2024 is $351,000 rebudgeted from the adopted 2019 capital programs - see Appendix 4.

* N/A - No amounts have been included in the "Previous Budgets" due to this program's on-going nature.

Project Name: **Library Technology Upgrade and Replacement Program**

Standing Policy Committee: Community Services

Department: Community Services
Project: 6210000323

Service: Libraries
OurWinnipeg: Social Equity

AUTHORIZATION	Previous Budgets	2023 Estimate	FORECAST 2024	2025	2026	2027	2028	Five-Year Forecast Total	Six-Year Total
Project Costs ($000's)	N/A *	325	-	350	-	375	-	725	1,050
Financed by:									
Cash to Capital				350		375		725	725
External Debt		325						-	325

CASH FLOW	2023	2024	2025	2026	2027	2028	Beyond 2028	Total
Project Costs ($000's)	325	-	350	-	375	-	-	1,050
Financed by:								
Cash to Capital			350		375			725
External Debt	325							325

NET OPERATING IMPACT ($000's)	2023	2024	2025	2026	2027	2028
Operating costs						
Debt and finance charges	35	72	72	72	72	31
Transfer to General Capital Fund			350		375	
Total Direct Costs	35	72	422	72	447	31
Less: Incremental Revenue/Recovery	11		11		12	
Net Cost/(Benefit)	24	72	411	72	435	31
Incremental Full Time Equivalent Positions	-	-	-	-	-	-

Class Estimate: Not applicable, as this is a program

The Winnipeg Library Service supports the digital economy and fosters digital literacy by making public access computers available to all customers. Capital funds are required to upgrade and replace public access computers and support new innovative and efficient technology applications in libraries to address the changing needs of customers and move towards consistent service levels in all facilities by:

• increasing the number of public access computers system wide;

• upgrading and replacing aging public access computers, monitors and peripheral devices;

• upgrading self-checkout technology and the provision of additional Smartlockers;

• refreshing IdeaMILL technology to ensure the makerspace has access to current technology;

• expanding and enhancing information services through technological innovation and digitalization projects.

* N/A - No amounts have been included in the "Previous Budgets" due to this program's on-going nature.

Project Name: **South Winnipeg Recreation Campus: Library and Site Development**

Standing Policy Committee: Community Services

Department: Community Services
Project: 0762100526

Service: Libraries
OurWinnipeg: Social Equity

AUTHORIZATION	Previous Budgets	2023 Estimate	FORECAST 2024	2025	2026	2027	2028	Five-Year Forecast Total	Six-Year Total
Project Costs ($000's)	-	-	-	-	1,500	-	-	1,500	1,500
Financed by:									
Cash to Capital					102			102	102
Canada Community-Building Fund					1,398			1,398	1,398

CASH FLOW	2023	2024	2025	2026	2027	2028	Beyond 2028	Total
Project Costs ($000's)	-	-	-	1,500	-	-	-	1,500
Financed by:								
Cash to Capital				102				102
Canada Community-Building Fund				1,398				1,398

NET OPERATING IMPACT ($000's)	2023	2024	2025	2026	2027	2028
Operating costs						
Debt and finance charges						
Transfer to General Capital Fund				102		
Total Direct Costs	-	-	-	102	-	-
Less: Incremental Revenue/Recovery				21		
Net Cost/(Benefit)	-	-	-	81	-	-
Incremental Full Time Equivalent Positions	-	-	-	-	-	-

Class Estimate: See table below

	2023	2024	2025	2026	2027	2028
Class Estimate				**4/5**		
Authorization ($000's)						
Preliminary Design				500		
Detailed Design & Construction				1,000		

A new community library is planned as an addition to the South Winnipeg Recreation Campus (SWRC) building, providing an integrated, multi-purpose recreation, leisure and library destination for an estimated population of 120,000. Funding in 2026 includes $500,000 for preliminary design to obtain a class 3 estimate for the library addition and $1.0 million for site development work related to the overall recreation site including athletic fields, pathways and park amenities. The total class 5 estimated project cost of $12.5 million will be re-confirmed and updated through current work on phase one of the SWRC project.

Incremental operating costs cannot be estimated at this time and will be included when known.

Construction will not commence until a class 3 estimate is obtained.

Project Name: **Recreational Facility Safety, Security and Accessibility Improvements Program**

Standing Policy Committee: Community Services

Department: Community Services
Project: 6250000123

Service: Recreation
OurWinnipeg: Good Health and Well-Being

AUTHORIZATION	Previous Budgets	2023 Estimate	FORECAST 2024	2025	2026	2027	2028	Five-Year Forecast Total	Six-Year Total
Project Costs ($000's)	N/A *	150	279	190	308	175	200	1,152	1,302
Financed by:									
Cash to Capital			108	190	308	175	200	981	981
External Debt		150						-	150
Transfer from Prior Year Authorization			171					171	171

CASH FLOW	2023	2024	2025	2026	2027	2028	Beyond 2028	Total
Project Costs ($000's)	150	279	190	308	175	200	-	1,302
Financed by:								
Cash to Capital		108	190	308	175	200		981
External Debt	150							150
Transfer from Prior Year Authorization		171						171

NET OPERATING IMPACT ($000's)	2023	2024	2025	2026	2027	2028
Operating costs						
Debt and finance charges	7	13	13	13	13	13
Transfer to General Capital Fund		108	190	308	175	200
Total Direct Costs	7	121	203	321	188	213
Less: Incremental Revenue/Recovery	5	9	6	10	6	7
Net Cost/(Benefit)	2	112	197	311	182	206
Incremental Full Time Equivalent Positions	-	-	-	-	-	-

Class Estimate: Not applicable, as this is a program

This capital program addresses workplace and public safety, health, and accessibility issues.

Recreation and aquatic facility amenities must be refurbished to meet public health and safety standards, regulations, and to enhance facilities to meet the needs of the public. Capital funding is required to address three areas:

1. Safety issues need to be addressed including upgrading lighting, installing and upgrading closed circuit television video monitoring technology, automated external defibrillator replacements at facilities and other building upgrades as required to ensure that facilities remain safe and welcoming to the community.

2. Address physical and customer service accessibility issues including washrooms, change rooms, specialty change rooms, kitchens, signage, public entranceways and installing life safety apparatus to meet accessibility needs.

3. Upgrades and replacements to facility signage including electronic signs for promotion of services and programs.

Each year a portion of the funds will be utilized for projects within the City's aquatic facilities and recreation centres based upon established priorities.

Funding includes $171,000 rebudgeted from 2019 adopted capital programs - see Appendix 4.

* N/A - No amounts have been included in the "Previous Budgets" due to this program's on-going nature.

Project Name: **Fitness Equipment Upgrade Program**

Standing Policy Committee: Community Services

Department: Community Services
Project: 6250000223

Service: Recreation
OurWinnipeg: Good Health and Well-Being

AUTHORIZATION	Previous Budgets	2023 Estimate	FORECAST 2024	2025	2026	2027	2028	Five-Year Forecast Total	Six-Year Total
Project Costs ($000's)	N/A *	310	320	330	340	350	360	1,700	2,010
Financed by:									
Cash to Capital			255	330	340	350	360	1,635	1,635
External Debt		178						-	178
Transfer from Prior Year Authorization		132	65					65	197

CASH FLOW	2023	2024	2025	2026	2027	2028	Beyond 2028	Total
Project Costs ($000's)	310	320	330	340	350	360	-	2,010
Financed by:								
Cash to Capital		255	330	340	350	360		1,635
External Debt	178							178
Transfer from Prior Year Authorization	132	65						197

NET OPERATING IMPACT ($000's)	2023	2024	2025	2026	2027	2028
Operating costs						
Debt and finance charges						
Transfer to General Capital Fund		255	330	340	350	360
Total Direct Costs	-	255	330	340	350	360
Less: Incremental Revenue/Recovery	7	10	11	11	11	12
Net Cost/(Benefit)	(7)	245	319	329	339	348
Incremental Full Time Equivalent Positions	-	-	-	-	-	-

Class Estimate: Not applicable, as this is a program

Capital funding is required to replace cardio and strength based fitness equipment, on a rotating cycle, at the City's multi-use recreation and aquatic facilities, to continue to meet the program needs of patrons and to minimize safety issues that could arise from aging fitness equipment. Life cycle renewal of fitness equipment is a key part of the department's asset management plan in order to maintain customer levels of service.

Funding includes $197,000 rebudgeted from 2019 adopted capital programs - see Appendix 4.

* N/A - No amounts have been included in the "Previous Budgets" due to this program's on-going nature.

Project Name: **Recreation and Library Facility Investment Strategy**

Standing Policy Committee: Community Services

Department: Community Services
Project: 0762600023

Service: Recreation
OurWinnipeg: Good Health and Well-Being

AUTHORIZATION	Previous Budgets	2023 Estimate	FORECAST 2024	2025	2026	2027	2028	Five-Year Forecast Total	Six-Year Total
Project Costs ($000's)	N/A *	16,600	-	-	-	-	-	-	16,600
Financed by:									
Province of Manitoba Strategic Infrastructure Funding		16,600						-	16,600

CASH FLOW	2023	2024	2025	2026	2027	2028	Beyond 2028	Total
Project Costs ($000's)	16,600	-	-	-	-	-	-	16,600
Financed by:								
Province of Manitoba Strategic Infrastructure Funding	16,600							16,600

NET OPERATING IMPACT ($000's)	2023	2024	2025	2026	2027	2028
Operating costs						
Debt and finance charges						
Transfer to General Capital Fund						
Total Direct Costs	-	-	-	-	-	-
Less: Incremental Revenue/Recovery	100					
Net Cost/(Benefit)	(100)	-	-	-	-	-
Incremental Full Time Equivalent Positions	-	-	-	-	-	-

Class Estimate: Not applicable, as this is a program

All recommended projects are generally based on class 5 estimates with appropriate contingencies for that scale of design.

On March 20, 2020, Council directed the Public Service to report back within 180 days on a new three-year recreation and library facility investment strategy of up to $50 million, starting in 2021, to be funded from the City's anticipated annual strategic infrastructure allocation from the Province of Manitoba. To date the Province has confirmed the 2021 and 2022 funding allocation; 2023 confirmation is pending.

On November 26, 2020, Council approved the Recreation and Library Facility Investment Strategy with a program of projects and investments across the indoor pool, outdoor pool, arena, recreation centre, community centre and library portfolios that renew and redevelop facilities to improve and maintain service throughout the city.

This program includes a maximum of 1 temporary full-time equivalent beginning in 2021 through 2023 to provide overall project coordination and support.

Recreation and Library Facility Investment Strategy (continued):

Recommended Project/Program ($000's)	2021	2022	2023	3-year Amount	Notes
Recreation Facility Maintenance Capital Program ($1.0 million/year)					
Indoor & Outdoor Aquatic Facilities, Arenas, Community Centres, Recreation & Leisure Centres, and Libraries	1,000	1,000	1,000	3,000	Provides dedicated funding for capital maintenance and critical renewal of recreation and library assets
Total Facility Maintenance Capital Program	**1,000**	**1,000**	**1,000**	**3,000**	
Multi-use Indoor Pool Renewal Projects					
Cindy Klassen Recreation Centre Building Renewal*	2,000			2,000	Pool tank structural repairs & building renewal
Pan Am Pool Building Renewal			6,000	6,000	
Seven Oaks Pool Building Renewal	3,500			3,500	
St. James-Assiniboia Centennial Pool Building Renewal		3,500		3,500	
Total Indoor Pools	**5,500**	**3,500**	**6,000**	**15,000**	
Recreation Centre Projects					
Old Ex Arena and Site Redevelopment*	5,900			5,900	Facility upgrades, addition and adjacent park amenity improvements
Turtle Island Neighbourhood Centre Kitchen & Building Systems*		1,800		1,800	Required accessibility & health code renewal of kitchen; building system renewal
Magnus Eliason Recreation Centre Kitchen Renewal*	300			300	Required accessibility and health code renewal of kitchen
Portage Place Community Space			2,100	2,100	
Total Recreation Centres	**6,200**	**1,800**	**2,100**	**10,100**	
Arena Projects					
City run arena maintenance & renewal		8,000		8,000	Council direction per Winnipeg Recreation Strategy
Total Arenas		**8,000**		**8,000**	
Outdoor Aquatics Projects					
Dakota Waterplay Park Re-surfacing	400			400	New safety surfacing and deck repairs
Kildonan Park Outdoor Pool Liner			400	400	Pool liner replacement
Total Outdoor Aquatics	**400**		**400**	**800**	
Library Projects					
Millennium Library Electrical/HVAC Renewal*	1,500			1,500	Electrical service, distribution, lighting & sprinkler system
St. James & Westwood Library Renewals/Lease			4,000	4,000	Renewal/ new lease options
Total Libraries	**1,500**		**4,000**	**5,500**	
Community Centre Projects					
General Council of Winnipeg Community Centres Plan 2045		300		300	Planning process to identify future community centre investment
Total Community Centres		**300**		**300**	
Unallocated					
Land Dedication Reserve	2,000	2,000	3,000	7,000	Subject to terms and conditions of the Land Dedication Reserve Fund policy
Total Land Dedication Reserve	**2,000**	**2,000**	**3,000**	**7,000**	
Administration					
Temporary FTE-Project Coordination	100	100	100	300	
Total Recreation and Library Facility Investment Strategy	**16,700**	**16,700**	**16,600**	**50,000**	

*Indicates project supporting higher needs areas

Recreation and Library Facility Investment Strategy (continued):

Project budgets above are notional and may be adjusted within the overall program as design and project scoping proceeds. Upon completion of approved projects, any unspent budget will be reallocated to other projects within the program based on need at that time.

For each approved project, up to 10% of the allocated budget be approved as a first call in the preceding budget year to facilitate project planning and design.

On November 26, 2020, Council directed that unallocated funds in the amount of $7.0 million be allocated to the Land Dedication Reserve Fund, to be distributed equally amongst each of the 15 electoral wards over three years and that the use of the funds be subject to the terms and conditions of the Land Dedication Reserve Fund policy.

On December 16, 2020, Council authorized a first charge of up to $300,000 in 2021 or prior to the adoption of the 2022 capital budget for the Recreation and Library Facility Investment Strategy - Land Dedication Reserve Fund allocation.

On December 15, 2021, Council authorized a first charge of up to $600,000 in 2022 or prior to the adoption of the 2023 capital budget for the Recreation and Library Facility Investment Strategy - Land Dedication Reserve Fund allocation.

On May 26, 2022, Council approved a reallocation of $8 million from arena funding, previously identified in the adopted 2022 Recreation and Library Facility Investment Strategy capital project to funding for the repair and maintenance, as determined by the Public Service, of the following arenas as well as a community centre arena in each ward in which there is not a City arena, with each receiving at a minimum $100,000.

A. Bertrand

B. Billy Mosienko

C. Century

D. Charles A. Barbour

E. Eric Coy

F. Maginot

G. Charlie Gardiner

H. River East

I. Sam Southern

J. Sargent Park

K. St. James Civic Centre

L. Terry Sawchuck

M. West Kildonan

N. St. Vital

O. Allard

Construction will not proceed on any individual project until a class 3 estimate is obtained.

The $300,000 grant authorized by Council on December 15, 2021, will be flowed to the General Council of Winnipeg Community Centres in 2022 as a grant through a funding agreement.

* N/A - No amounts have been included in the "Previous Budgets" due to this program's on-going nature.

Project Name: **East of the Red RecPlex**

Standing Policy Committee: Community Services

Department: Community Services
Project: 0762500823

Service: Recreation
OurWinnipeg: Good Health and Well-Being

AUTHORIZATION	Previous Budgets	2023 Estimate	FORECAST 2024	2025	2026	2027	2028	Five-Year Forecast Total	Six-Year Total
Project Costs ($000's)	-	2,000	-	-	-	-	-	-	2,000
Financed by:									
Internal Financing		2,000						-	2,000

CASH FLOW	2023	2024	2025	2026	2027	2028	Beyond 2028	Total
Project Costs ($000's)	2,000	-	-	-	-	-	-	2,000
Financed by:								
Internal Financing	2,000							2,000

NET OPERATING IMPACT ($000's)	2023	2024	2025	2026	2027	2028
Operating costs						
Debt and finance charges		231	231	231	231	231
Transfer to General Capital Fund						
Total Direct Costs	-	231	231	231	231	231
Less: Incremental Revenue/Recovery	65					
Net Cost/(Benefit)	(65)	231	231	231	231	231
Incremental Full Time Equivalent Positions	-	-	-	-	-	-

Class Estimate: 5

Capital funding is required to develop a regional recreation and aquatic facility that would include a leisure pool, lane swim tank, indoor track, fitness areas, gymnasium and multi-purpose rooms attached to Transcona Library at 1 Transcona Blvd.

The existing Transcona Kinsmen Centennial Indoor Pool and other facilities in the area are near the end of their service life and are in need of significant investment or replacement. These buildings also do not currently meet accessibility standards and service expectations. The proposed new facility would provide a state of the art, energy-efficient public amenity, while allowing for the decommissioning of existing, aging assets. In addition, northeast Winnipeg has experienced significant growth and currently lacks adequate City-owned recreation and leisure programming. The proposed facility will provide the multi-purpose and gymnasium space to meet these service needs.

Funding in 2023 is for preliminary design to develop a class 3 cost estimate to further inform capital budget requirements. Project construction will not proceed until a class 3 estimate is obtained.

Incremental operating costs cannot be estimated at this time and will be included when known.

Project Name: **Southeast Winnipeg New Community Centre and Library**

Standing Policy Committee: Community Services

Department: Community Services
Project: 0762500926

Service: Recreation
OurWinnipeg: Good Health and Well-Being

AUTHORIZATION	Previous Budgets	2023 Estimate	FORECAST 2024	2025	2026	2027	2028	Five-Year Forecast Total	Six-Year Total
Project Costs ($000's)	-	-	-	-	382	-	-	382	382
Financed by:									
Cash to Capital					77			77	77
Canada Community-Building Fund					305			305	305

CASH FLOW	2023	2024	2025	2026	2027	2028	Beyond 2028	Total
Project Costs ($000's)	-	-	-	382	-	-	-	382
Financed by:								
Cash to Capital				77				77
Canada Community-Building Fund				305				305

NET OPERATING IMPACT ($000's)	2023	2024	2025	2026	2027	2028
Operating costs						
Debt and finance charges						
Transfer to General Capital Fund				77		
Total Direct Costs	-	-	-	77	-	-
Less: Incremental Revenue/Recovery				3		
Net Cost/(Benefit)	-	-	-	74	-	-
Incremental Full Time Equivalent Positions	-	-	-	-	-	-

Class Estimate: 5

The City is experiencing significant population growth in the southeast region, including new neighbourhoods of Sage Creek and Bonavista, as well as established areas of Island Lakes and Royalwood. Service requirements include the need for multi-purpose recreation space, gymnasium space, and a library to serve this growing community. The General Council of Winnipeg Community Centres Plan 2025 also identified the need to build a new recreation facility somewhere in the south-east corner of the city to accommodate the residential expansion associated with these same areas. Through the Neighbourhood Area Structure Plan for Precinct 'K', an approximately 11 acre site in the Bonavista neighbourhood has been acquired by the City, which could be a potential site for the recreation/ community centre. A site for the library has yet to be determined.

Funding in 2026 is for a feasibility study for the building of a new community centre in the future; a market analysis to confirm future development options; and costs for public and stakeholder engagement to confirm project scope and priorities.

Incremental operating costs for both the community centre and library cannot be estimated at this time and will be included when known.

Project Name: **Freight House Outdoor Pool Redevelopment**

Standing Policy Committee: Community Services

Department: Community Services
Project: 0762400527

Service: Recreation
OurWinnipeg: Good Health and Well-Being

AUTHORIZATION	Previous Budgets	2023 Estimate	FORECAST 2024	2025	2026	2027	2028	Five-Year Forecast Total	Six-Year Total
Project Costs ($000's)	-	-	-	-	-	1,623	-	1,623	1,623
Financed by:									
Cash to Capital						421		421	421
Canada Community-Building Fund						1,202		1,202	1,202

CASH FLOW	2023	2024	2025	2026	2027	2028	Beyond 2028	Total
Project Costs ($000's)	-	-	-	-	1,623	-	-	1,623
Financed by:								
Cash to Capital					421			421
Canada Community-Building Fund					1,202			1,202

NET OPERATING IMPACT ($000's)	2023	2024	2025	2026	2027	2028
Operating costs						
Debt and finance charges						
Transfer to General Capital Fund					421	
Total Direct Costs	-	-	-	-	421	-
Less: Incremental Revenue/Recovery					29	
Net Cost/(Benefit)	-	-	-	-	392	-
Incremental Full Time Equivalent Positions	-	-	-	-	-	-

Class Estimate: 5

Capital funding in the amount of $1.623 million in 2027 is required for preliminary design to obtain class 3 estimates for the replacement of Freight House Outdoor Pool. Total capital cost is currently estimated in the $5 million to $6 million range, and the potential to partner with other levels of government is anticipated.

The existing outdoor pool at this site is in poor condition, does not meet current accessibility standards nor provide adequate play value and amenities to serve this community experiencing higher levels of poverty. The new pool will include contemporary pool features such as an accessible pool access ramp, slides, spray features, shaded seating areas, diving board(s) and a new pool change/washroom and mechanical system building.

Project construction will not proceed until a class 3 estimate is obtained.

Incremental operating costs cannot be estimated at this time and will be included when known.

Project Name: **Technology Advancement Program**

Standing Policy Committee: Community Services

Department: Community Services
Project: 6262000124

Service: Recreation
OurWinnipeg: Good Health and Well-Being

AUTHORIZATION	Previous Budgets	2023 Estimate	FORECAST 2024	2025	2026	2027	2028	Five-Year Forecast Total	Six-Year Total
Project Costs ($000's)	N/A *	-	310	-	300	150	182	942	942
Financed by:									
Cash to Capital			310		300	150	182	942	942

CASH FLOW	2023	2024	2025	2026	2027	2028	Beyond 2028	Total
Project Costs ($000's)	-	310	-	300	150	182	-	942
Financed by:								
Cash to Capital		310		300	150	182		942

NET OPERATING IMPACT ($000's)	2023	2024	2025	2026	2027	2028
Operating costs						
Debt and finance charges						
Transfer to General Capital Fund		310		300	150	182
Total Direct Costs	-	310	-	300	150	182
Less: Incremental Revenue/Recovery		10		10	5	6
Net Cost/(Benefit)	-	300	-	290	145	176
Incremental Full Time Equivalent Positions	-	-	-	-	-	-

Class Estimate: Not applicable, as this is a program

Capital funding is required for technological initiatives, which allow Community Services to upgrade existing information technology systems and introduce new/innovative technologies. The projects will incorporate technology that will allow increased efficiencies and reliability, and improve service delivery by being more responsive to customers. The funding will be used for hardware, software, and consulting services.

Projects may include, but are not limited to:

1. Facility Utilization Data Collection System for various sites including libraries, indoor and outdoor pools.

3. Continuation of the advertising program, which includes the implementation of digital displays signage at Community Services facilities.

4. Electronic reader outdoor signage for multi-use recreation and aquatic facilities.

5. Charging Stations for several indoor pool and recreation facilities.

6. Miscellaneous upgrades including the purchasing and installation of projectors, mobile software, etc.

* N/A - No amounts have been included in the "Previous Budgets" due to this program's on-going nature.

Project Name: **Community Centre Renovation Grant Program (CCRGP)**

Standing Policy Committee: Community Services

Department: Community Services
Project: 6252000123

Service: Recreation
OurWinnipeg: Good Health and Well-Being

AUTHORIZATION	Previous Budgets	2023 Estimate	FORECAST 2024	2025	2026	2027	2028	Five-Year Forecast Total	Six-Year Total
Project Costs ($000's)	N/A *	2,000	965	965	965	965	965	4,825	6,825
Financed by:									
Financial Stabilization Reserve		1,035						-	1,035
Land Operating Reserve		965	965	965	965	965	965	4,825	5,790

CASH FLOW	2023	2024	2025	2026	2027	2028	Beyond 2028	Total
Project Costs ($000's)	2,000	965	965	965	965	965	-	6,825
Financed by:								
Financial Stabilization Reserve	1,035							1,035
Land Operating Reserve	965	965	965	965	965	965		5,790

NET OPERATING IMPACT ($000's)	2023	2024	2025	2026	2027	2028
Operating costs						
Debt and finance charges						
Transfer to General Capital Fund						
Total Direct Costs	-	-	-	-	-	-
Less: Incremental Revenue/Recovery						
Net Cost/(Benefit)	-	-	-	-	-	-
Incremental Full Time Equivalent Positions	-	-	-	-	-	-

Class Estimate: Not applicable

The Community Centre Renovation Grant Program (CCRGP), approved in February 2012, is to provide up to $965,000 in dedicated funding to renovation projects for City-owned, board-run community centres in order to maintain and/or improve community centre infrastructure. On March 20, 2019, Council approved an increase to the program with an annual transfer of $1.035 million from 2019 up to 2023 from the Financial Stabilization Reserve. The program is open to all General Council of Winnipeg Community Centres (GCWCC) in Winnipeg, is subject to an application process with two intake periods per year, project evaluation completed by a joint committee of GCWCC and the City, with maximum City contributions to each project of $100,000 per project, subject to the grant program criteria.

Annually, up to $965,000 is funded by the Land Operating Reserve. Transfers from the Land Operating Reserve (not to exceed $1.2 million in aggregate) to the General Revenue Fund ($235,000 for GCWCC programming grant) and General Capital Fund ($965,000 for this CCRGP) are to be equal to 15% of the aggregate of gross land sales and the City's proportionate share of land sales derived from government business partnerships for the fiscal year two years prior to the budget year under consideration (e.g. transfer amounts for the 2023 budget year are based on 15% of the aggregate of actual gross land sales and the City's proportionate share of land sales derived from government business partnerships from 2021).

If actual gross land sales and the City's proportionate share of land sales derived from government business partnerships are less than the amount to achieve the maximum $1.2 million aggregate amount (i.e. $235,000 programming grant + $965,000 for the CCRGP) for this program, the transfer to the General Revenue Fund of up to $235,000 is made first with the residual balance, if any, transferred to the General Capital Fund for the CCRGP.

Operating expenses for 1 temporary full-time equivalent, beginning in 2020 through to 2023, are required to administer the expanded program and will be fully recovered through the CCRGP capital.

As this is a capital grant program, it is exempt from interest and administrative overhead capital charges.

* N/A - No amounts have been included in the "Previous Budgets" due to this commitment's on-going nature.

Project Name: **Assiniboine Park Conservancy (APC) - Infrastructure and Sustainability**

Standing Policy Committee: Community Services

Department: Community Services
Project: 6200000123

Service: Arts, Entertainment and Culture
OurWinnipeg: Good Health and Well-Being

AUTHORIZATION	Previous Budgets	2023 Estimate	FORECAST 2024	2025	2026	2027	2028	Five-Year Forecast Total	Six-Year Total
Project Costs ($000's)	N/A *	5,400	5,400	5,400	5,400	5,400	5,400	27,000	32,400
Financed by:									
Cash to Capital				814			346	1,160	1,160
Canada Community-Building Fund		178	1,690	1,186	2,000	2,000	1,654	8,530	8,708
Province of Manitoba Strategic Infrastructure Funding		3,400						-	3,400
External Debt		1,505	3,400	3,400	3,400	3,400	3,400	17,000	18,505
Transfer from Prior Year Authorization		317	310					310	627

CASH FLOW	2023	2024	2025	2026	2027	2028	Beyond 2028	Total
Project Costs ($000's)	5,400	5,400	5,400	5,400	5,400	5,400	-	32,400
Financed by:								
Cash to Capital			814			346		1,160
Canada Community-Building Fund	178	1,690	1,186	2,000	2,000	1,654		8,708
Province of Manitoba Strategic Infrastructure Funding	3,400							3,400
External Debt	1,505	3,400	3,400	3,400	3,400	3,400		18,505
Transfer from Prior Year Authorization	317	310						627

NET OPERATING IMPACT ($000's)	2023	2024	2025	2026	2027	2028
Operating costs						
Debt and finance charges	66	248	487	744	1,009	1,274
Transfer to General Capital Fund			814			346
Total Direct Costs	66	248	1,301	744	1,009	1,620
Less: Incremental Revenue/Recovery						
Net Cost/(Benefit)	66	248	1,301	744	1,009	1,620
Incremental Full Time Equivalent Positions	-	-	-	-	-	-

Class Estimate: Not applicable

These capital dollars represent the City's ongoing commitment to Assiniboine Park building repairs, upgrades and park improvements.

The first year of funding for this capital grant was 2010 with $5.123 million provided each year from 2010 to 2019 and $5.1 million in 2021. The redetermination process for the grant was completed in 2020 and funding has been included at $5.4 million from 2023 - 2028.

The capital grant authorized through this capital budget is subject to redetermination in 2024.

The release of capital funds is subject to annual explanation and submission from APC of projected cash flow needs, to the Public Service.

Funding includes $627,000 rebudgeted from 2019 adopted capital programs - see Appendix 4.

As this is a capital grant program, it is exempt from interest and administrative overhead capital charges.

* N/A - No amounts have been included in the "Previous Budgets" due to this commitment's on-going nature.

Project Name: **East District Police Station**

Board: Winnipeg Police Board

Department: Winnipeg Police Service
Project: 0731002823

Service: Police Response
OurWinnipeg: Good Health and Well-Being

AUTHORIZATION	Previous Budgets	2023 Estimate	FORECAST 2024	2025	2026	2027	2028	Five-Year Forecast Total	Six-Year Total
Project Costs ($000's)	-	-	-	-	-	-	-	-	-
Financed by:									
Cash to Capital		1,089	1,155	1,155	1,155	1,155	1,188	5,808	6,897
Public Private Partnership Lease Payments		(1,089)	(1,155)	(1,155)	(1,155)	(1,155)	(1,188)	(5,808)	(6,897)

CASH FLOW	2023	2024	2025	2026	2027	2028	Beyond 2028	Total
Project Costs ($000's)	1,089	1,155	1,155	1,155	1,155	1,188	12,452	19,349
Financed by:								
Cash to Capital	1,089	1,155	1,155	1,155	1,155	1,188	12,452	19,349

NET OPERATING IMPACT ($000's)	2023	2024	2025	2026	2027	2028
Operating costs						
Debt and finance charges						
Transfer to General Capital Fund	1,089	1,155	1,155	1,155	1,155	1,188
Total Direct Costs	1,089	1,155	1,155	1,155	1,155	1,188
Less: Incremental Revenue/Recovery						
Net Cost/(Benefit)	1,089	1,155	1,155	1,155	1,155	1,188
Incremental Full Time Equivalent Positions	-	-	-	-	-	-

Class Estimate: Not applicable

On July 18, 2007, Council approved the award of a public private partnership (P3) contract for the development and operation of the East District Police Station based on a 30-year lease term. Occupancy date was in September 2008.

The above annual cash flow estimates include the authorization for the lease payments to be incurred and charged to the project in the General Capital Fund. They include technical maintenance, but not utility and other operating maintenance expenses.

As financing and administration costs are implicit in the lease payments, this capital project is exempt from the administration and short-term financing charge.

On March 22, 2016, Council authorized a first charge of up to 30% of the annual lease payments prior to the adoption of the annual capital budget, in the event the capital budget is adopted after December 31, in order to facilitate payments on the P3 contract.

In accordance with Bylaw 8164/2002, where the City's capital budget has not been adopted before January 1 of the year to which the budget is applicable, the Chief Administrative Officer is authorized, before the adoption of the capital budget, to approve expenditures not exceeding 30% of the amount the City of Winnipeg is contractually obligated to pay annually in respect of Public-Private Partnerships, as a first charge against the General Capital Fund.

Project Name: **East District Police Station Leasehold Improvements**

Board: Winnipeg Police Board

Department: Winnipeg Police Service
Project: 0722004024

Service: Police Response
OurWinnipeg: Good Health and Well-Being

AUTHORIZATION	Previous Budgets	2023 Estimate	FORECAST 2024	2025	2026	2027	2028	Five-Year Forecast Total	Six-Year Total
Project Costs ($000's)	N/A *	-	825	-	-	-	-	825	825
Financed by:									
Public Private Partnership			825					825	825

CASH FLOW	2023	2024	2025	2026	2027	2028	Beyond 2028	Total
Project Costs ($000's)	-	425	400	-	-	-	-	825
Financed by:								
Public Private Partnership		425	400					825

NET OPERATING IMPACT ($000's)	2023	2024	2025	2026	2027	2028
Operating costs						
Debt and finance charges						
Transfer to General Capital Fund						
Total Direct Costs	-	-	-	-	-	-
Less: Incremental Revenue/Recovery		5	5			
Net Cost/(Benefit)	-	(5)	(5)	-	-	-
Incremental Full Time Equivalent Positions	-	-	-	-	-	-

Class Estimate: Not applicable, as this is a program

The terms of the lease agreement between the City of Winnipeg and Huntingdon Real Estate Investment Trust ("HREIT") for the development and operation of the East District Police Station included a leasehold improvement allowance of $825,000.00 to be provided in years seven (7), fourteen (14) and twenty-one (21) of the initial lease term. The commencement date of the lease agreement was September 15, 2008 and, as such, the first leasehold improvement allowance was due and payable during the one-year period from September 15, 2015

In 2014, HREIT was acquired by Slate Management Corporation ("Slate") and in accordance with the terms of the lease agreement, Slate remitted to the City in 2015/16 an $825,000 leasehold improvement allowance, the first of three. In September 2022, Slate remitted the second $825,000 leasehold improvement allowance, which is the financing source for this capital program budget. The Municipal Accommodations Division (Assets and Project Management Department), in close consultation with the Winnipeg Police Service, is responsible for delivery of the leasehold improvements work.

The work to which this funding will be allocated is to be determined pending a review in 2023 of the building's condition by Municipal Accommodations and Winnipeg Police Service staff. Note that the allowance is restricted to leasehold improvements as defined in the Lease. Monies cannot be directed towards structural or infrastructure items, which fall under the Landlord's responsibility.

* N/A - No amounts have been included in the "Previous Budgets" due to this program's on-going nature.

Project Name: **Communication Sites - P25 Infrastructure**

Board: Winnipeg Police Board

Department: Winnipeg Police Service
Project: 2300100023

Service: Police Response
OurWinnipeg: Good Health and Well-Being

AUTHORIZATION	Previous Budgets	2023 Estimate	FORECAST 2024	2025	2026	2027	2028	Five-Year Forecast Total	Six-Year Total
Project Costs ($000's)	N/A *	100	-	-	-	-	1,654	1,654	1,754
Financed by:									
Cash to Capital							1,654	1,654	1,654
External Debt		100						-	100

CASH FLOW	2023	2024	2025	2026	2027	2028	Beyond 2028	Total
Project Costs ($000's)	100	-	-	-	-	1,654	-	1,754
Financed by:								
Cash to Capital						1,654		1,654
External Debt	100							100

NET OPERATING IMPACT ($000's)	2023	2024	2025	2026	2027	2028
Operating costs						
Debt and finance charges	11	22	22	22	22	10
Transfer to General Capital Fund						1,654
Total Direct Costs	11	22	22	22	22	1,664
Less: Incremental Revenue/Recovery	3					52
Net Cost/(Benefit)	8	22	22	22	22	1,612
Incremental Full Time Equivalent Positions	-	-	-	-	-	-

Class Estimate: Not applicable, as this is a program

This project is directly related to the Federal regulations governing PSAP (Public Safety Answering Point) providers.

This project will replace the two-way mobile radios with a reliable P25 (Project 25) two-way mobile radio capable of meeting the needs of the Winnipeg Police Service with a longer life span than the current two-way mobile radio, as the current radio will have reached the manufacturer's planned end of life. As the two-way radio system is the Winnipeg Police Service's mission critical voice communication system, it is imperative that end of life equipment be replaced for life safety of the members and the community.

*N/A - no amounts have been included in the "Previous Budgets" due to this program's on-going nature.

Project Name: **Computer Aided Dispatch Upgrade**

Board: Winnipeg Police Board

Department: Winnipeg Police Service
Project: 2204700023

Service: Police Response
OurWinnipeg: Good Health and Well-Being

AUTHORIZATION	Previous Budgets	2023 Estimate	FORECAST 2024	2025	2026	2027	2028	Five-Year Forecast Total	Six-Year Total
Project Costs ($000's)	N/A *	375	-	-	410	-	-	410	785
Financed by:									
Cash to Capital					410			410	410
External Debt		375						-	375

CASH FLOW	2023	2024	2025	2026	2027	2028	Beyond 2028	Total
Project Costs ($000's)	375	-	-	410	-	-	-	785
Financed by:								
Cash to Capital				410				410
External Debt	375							375

NET OPERATING IMPACT ($000's)	2023	2024	2025	2026	2027	2028
Operating costs						
Debt and finance charges	41	83	83	83	83	36
Transfer to General Capital Fund				410		
Total Direct Costs	41	83	83	493	83	36
Less: Incremental Revenue/Recovery	12			13		
Net Cost/(Benefit)	29	83	83	480	83	36
Incremental Full Time Equivalent Positions	-	-	-	-	-	-

Class Estimate: Not applicable, as this is a program

This project is directly related to the Federal regulations governing PSAP (Public Safety Answering Point) providers.

The Winnipeg Police Service's Computer Aided Dispatch (CAD) System is evergreened on a five-year cycle. The CAD system enables the Winnipeg Police Service to manage and dispatch emergency calls. The current system is a hybrid of digital and analogue technologies that requires phased upgrades to interface with the all-digital Next Generation 911 system.

*N/A - No amounts have been included in the "Previous Budgets" due to this program's on-going nature.

WINNIPEG POLICE SERVICE - GENERAL CAPITAL FUND

Project Name: **911 Hardware Renewal**

Board: Winnipeg Police Board

Department: Winnipeg Police Service
Project: 2200100027

Service: Police Response
OurWinnipeg: Good Health and Well-Being

AUTHORIZATION	Previous Budgets	2023 Estimate	FORECAST 2024	2025	2026	2027	2028	Five-Year Forecast Total	Six-Year Total
Project Costs ($000's)	N/A *	-	-	-	-	309	-	309	309
Financed by:									
Cash to Capital						309		309	309

CASH FLOW	2023	2024	2025	2026	2027	2028	Beyond 2028	Total
Project Costs ($000's)	-	-	-	-	309	-	-	309
Financed by:								
Cash to Capital					309			309

NET OPERATING IMPACT ($000's)	2023	2024	2025	2026	2027	2028
Operating costs						
Debt and finance charges						
Transfer to General Capital Fund					309	
Total Direct Costs	-	-	-	-	309	-
Less: Incremental Revenue/Recovery					10	
Net Cost/(Benefit)	-	-	-	-	299	-
Incremental Full Time Equivalent Positions	-	-	-	-	-	-

Class Estimate: Not applicable, as this is a program

This project is directly related to the Federal regulations governing Public Safety Answering Point (PSAP) providers.

The Winnipeg Police Service 9-1-1 Communications Centre currently uses a hosted computer telephone integration software platform for 9-1-1 and Police non-emergency call handling for the City of Winnipeg.

To maintain the integrity and functionality of the call handling equipment, this system requires the use of proprietary or certified computer hardware.

When the computer hardware becomes out of date and/or obsolete, appropriate security measures cannot be implemented. Further, the operating system requires computer hardware that can support upgrades to the latest versions. This cannot be done on obsolete equipment, causing vulnerabilities and security concerns to the 9-1-1 platform.

The call handling software, currently Motorola Vesta, cannot be deployed to its full potential with version or functionality upgrades on non-supported or out of date computer hardware. With the implementation of Next Generation 9-1-1 (moving 9-1-1 call flow to an Internet Protocol platform) anticipated in this five-year timeframe, there will be an increase in data flow on the call handling equipment. This includes the ability for text, pictures and videos on the 9-1-1 network. The 9-1-1 Communications Centre will require up-to-date, secure equipment to handle the 9-1-1 data flow for the City of Winnipeg.

Implementing this project will:

• Maintain and update operating systems, providing sufficient and robust functionality and security.

• Support cybersecurity best practice in a 9-1-1 communications centre setting.

• Allow for call handling system upgrades as they become available.

• Implement functionality on the call handling platform, including additional data flows from multimedia sources.

*N/A - no amounts have been included in the "Previous Budgets" due to this program's on-going nature.

Project Name: **Call Answer Software**

Board: Winnipeg Police Board

Department: Winnipeg Police Service
Project: 2205200023

Service: Police Response
OurWinnipeg: Good Health and Well-Being

AUTHORIZATION	Previous Budgets	2023 Estimate	FORECAST 2024	2025	2026	2027	2028	Five-Year Forecast Total	Six-Year Total
Project Costs ($000's)	-	310	-	-	-	-	-	-	310
Financed by:									
External Debt		310						-	310

CASH FLOW	2023	2024	2025	2026	2027	2028	Beyond 2028	Total
Project Costs ($000's)	310	-	-	-	-	-	-	310
Financed by:								
External Debt	310							310

NET OPERATING IMPACT ($000's)	2023	2024	2025	2026	2027	2028
Operating costs						
Debt and finance charges	34	69	69	69	69	30
Transfer to General Capital Fund						
Total Direct Costs	34	69	69	69	69	30
Less: Incremental Revenue/Recovery	10					
Net Cost/(Benefit)	24	69	69	69	69	30
Incremental Full Time Equivalent Positions	-	-	-	-	-	-

Class Estimate: 3

Call answer software will integrate with Next Generation 9-1-1 hardware and software upgrades to support the Computer Aided Dispatch system. This will enable the Winnipeg Police Service to manage and dispatch emergency calls. The current system is a hybrid of digital and analogue technologies that requires phased upgrades to interface with the all-digital Next Generation 9-1-1 system.

Project Name: **Communication Sites - Radio Consoles/Batteries**

Board: Winnipeg Police Board

Department: Winnipeg Police Service
Project: 2206200024

Service: Police Response
OurWinnipeg: Good Health and Well-Being

AUTHORIZATION	Previous Budgets	2023 Estimate	FORECAST 2024	2025	2026	2027	2028	Five-Year Forecast Total	Six-Year Total
Project Costs ($000's)	N/A *	-	575	-	-	-	-	575	575
Financed by:									
Cash to Capital			575					575	575

CASH FLOW	2023	2024	2025	2026	2027	2028	Beyond 2028	Total
Project Costs ($000's)	-	575	-	-	-	-	-	575
Financed by:								
Cash to Capital		575						575

NET OPERATING IMPACT ($000's)	2023	2024	2025	2026	2027	2028
Operating costs						
Debt and finance charges						
Transfer to General Capital Fund		575				
Total Direct Costs	-	575	-	-	-	-
Less: Incremental Revenue/Recovery		19				
Net Cost/(Benefit)	-	556	-	-	-	-
Incremental Full Time Equivalent Positions	-	-	-	-	-	-

Class Estimate: Not applicable, as this is a program

This project will replace time expired radio consoles and batteries at the 9-1-1 communication centre and backup site. The radio consoles are evergreened on a five-year plan to ensure operations of the main and back-up sites comply with PSAP (Public Safety Answering Point) legislation timelines for bringing systems back online.

*N/A - no amounts have been included in the "Previous Budgets" due to this program's on-going nature.

Project Name: **911 Data Management and Analytics**

Board: Winnipeg Police Board

Department: Winnipeg Police Service
Project: 2200400027

Service: Police Response
OurWinnipeg: Good Health and Well-Being

AUTHORIZATION	Previous Budgets	2023 Estimate	FORECAST 2024	2025	2026	2027	2028	Five-Year Forecast Total	Six-Year Total
Project Costs ($000's)	-	-	-	-	-	1,138	-	1,138	1,138
Financed by:									
Cash to Capital						1,138		1,138	1,138

CASH FLOW	2023	2024	2025	2026	2027	2028	Beyond 2028	Total
Project Costs ($000's)	-	-	-	-	1,138	-	-	1,138
Financed by:								
Cash to Capital					1,138			1,138

NET OPERATING IMPACT ($000's)	2023	2024	2025	2026	2027	2028
Operating costs						
Debt and finance charges						
Transfer to General Capital Fund					1,138	
Total Direct Costs	-	-	-	-	1,138	-
Less: Incremental Revenue/Recovery					36	
Net Cost/(Benefit)	-	-	-	-	1,102	-
Incremental Full Time Equivalent Positions	-	-	-	-	-	-

Class Estimate: 5

The Winnipeg Police Service will implement an end-to-end solution to effectively record, manage and analyze all of the relevant data streams coming into the 9-1-1- call centre. This includes analyzing location services data, picture, video, caller audio, emergency responder radio audio, and more.

Implementing this project will:

• Reduce Emergency Responder arrival times to events – due to better situational awareness of events going on within the city

• Improve response times for non-emergency calls.

This will increase emergency services operations level of service as well as the service level provided to Winnipeg citizens. The City will have a heightened level of awareness into what sort of service is being requested and subsequently provided to its citizens. The goal is to provide the city's residents with a more effective emergency response that can scale and match their dynamic set of needs for years to come.

Project Name: **Communication Sites Upgrade - Media Logger**

Board: Winnipeg Police Board

Department: Winnipeg Police Service
Project: 2205700027

Service: Police Response
OurWinnipeg: Good Health and Well-Being

AUTHORIZATION	Previous Budgets	2023 Estimate	FORECAST 2024	2025	2026	2027	2028	Five-Year Forecast Total	Six-Year Total
Project Costs ($000's)	N/A *	-	-	-	-	1,736	-	1,736	1,736
Financed by:									
Cash to Capital						1,736		1,736	1,736

CASH FLOW	2023	2024	2025	2026	2027	2028	Beyond 2028	Total
Project Costs ($000's)	-	-	-	-	1,736	-	-	1,736
Financed by:								
Cash to Capital					1,736			1,736

NET OPERATING IMPACT ($000's)	2023	2024	2025	2026	2027	2028
Operating costs						
Debt and finance charges						
Transfer to General Capital Fund					1,736	
Total Direct Costs	-	-	-	-	1,736	-
Less: Incremental Revenue/Recovery					56	
Net Cost/(Benefit)	-	-	-	-	1,680	-
Incremental Full Time Equivalent Positions	-	-	-	-	-	-

Class Estimate: Not applicable, as this is a program

This project is directly related to the Federal regulations governing PSAP (Public Safety Answering Point) providers.

Funding will upgrade media loggers and related Next Gen 9-1-1 equipment at the 9-1-1 Communications Centre and backup site. The loggers are evergreened on a five-year plan to ensure operations of the main and back-up sites comply with PSAP legislation timelines for bringing systems back online.

*N/A - no amounts have been included in the "Previous Budgets" due to this program's on-going nature.

Project Name: **Communication Sites Upgrade - Workstations**

Board: Winnipeg Police Board

Department: Winnipeg Police Service
Project: 2200600027

Service: Police Response
OurWinnipeg: Good Health and Well-Being

AUTHORIZATION	Previous Budgets	2023 Estimate	FORECAST 2024	2025	2026	2027	2028	Five-Year Forecast Total	Six-Year Total
Project Costs ($000's)	-	-	-	-	-	548	1,263	1,811	1,811
Financed by:									
Cash to Capital						548	1,263	1,811	1,811

CASH FLOW	2023	2024	2025	2026	2027	2028	Beyond 2028	Total
Project Costs ($000's)	-	-	-	-	548	1,263	-	1,811
Financed by:								
Cash to Capital					548	1,263		1,811

NET OPERATING IMPACT ($000's)	2023	2024	2025	2026	2027	2028
Operating costs						
Debt and finance charges						
Transfer to General Capital Fund					548	1,263
Total Direct Costs	-	-	-	-	548	1,263
Less: Incremental Revenue/Recovery					17	40
Net Cost/(Benefit)	-	-	-	-	531	1,223
Incremental Full Time Equivalent Positions	-	-	-	-	-	-

Class Estimate: 5

This investment will replace 55 motorized workstations and associated accessories used at every call taker, dispatcher, and supervisor position in the Winnipeg Police Service 9-1-1 Communication Centres. The current motorized workstations will be time expired and considered obsolete by the manufacturer. Repair parts are currently no longer available and the workstations will need to be replaced to ensure that ongoing support and repair can be done.

Project Name: **911 Software Renewal**

Board: Winnipeg Police Board

Department: Winnipeg Police Service
Project: 2200100026

Service: Police Response
OurWinnipeg: Good Health and Well-Being

AUTHORIZATION	Previous Budgets	2023 Estimate	FORECAST 2024	2025	2026	2027	2028	Five-Year Forecast Total	Six-Year Total
Project Costs ($000's)	N/A *	-	-	-	2,151	-	-	2,151	2,151
Financed by:									
Cash to Capital					2,151			2,151	2,151

CASH FLOW	2023	2024	2025	2026	2027	2028	Beyond 2028	Total
Project Costs ($000's)	-	-	-	2,151	-	-	-	2,151
Financed by:								
Cash to Capital				2,151				2,151

NET OPERATING IMPACT ($000's)	2023	2024	2025	2026	2027	2028
Operating costs						
Debt and finance charges						
Transfer to General Capital Fund				2,151		
Total Direct Costs	-	-	-	2,151	-	-
Less: Incremental Revenue/Recovery				70		
Net Cost/(Benefit)	-	-	-	2,081	-	-
Incremental Full Time Equivalent Positions	-	-	-	-	-	-

Class Estimate: Not applicable, as this is a program

This project is directly related to the Federal regulations governing PSAP (Public Safety Answering Point) providers.

Winnipeg Police Service Communications Centre has been the PSAP for Winnipeg since 1959. Call takers handle approximately 1,350 calls per day from the public, which includes both 9-1-1 emergency and non-emergency calls.

9-1-1 software renewals will provide reliable support for the latest telephony and 9-1-1 systems with provisions for both video/texting and other technological advancements. Project scope will include upgrades to the public safety grade internet protocol network. The system will be renewed on a five-year cycle.

*N/A - no amounts have been included in the "Previous Budgets" due to this program's on-going nature.

Project Name: **Technological Crime Infrastructure**

Board: Winnipeg Police Board

Department: Winnipeg Police Service
Project: 2200100024

Service: Police Response
OurWinnipeg: Good Health and Well-Being

AUTHORIZATION	Previous Budgets	2023 Estimate	FORECAST 2024	2025	2026	2027	2028	Five-Year Forecast Total	Six-Year Total
Project Costs ($000's)	N/A *	-	380	-	-	-	-	380	380
Financed by:									
Cash to Capital			380					380	380

CASH FLOW	2023	2024	2025	2026	2027	2028	Beyond 2028	Total
Project Costs ($000's)	-	380	-	-	-	-	-	380
Financed by:								
Cash to Capital		380						380

NET OPERATING IMPACT ($000's)	2023	2024	2025	2026	2027	2028
Operating costs						
Debt and finance charges						
Transfer to General Capital Fund		380				
Total Direct Costs	-	380	-	-	-	-
Less: Incremental Revenue/Recovery		12				
Net Cost/(Benefit)	-	368	-	-	-	-
Incremental Full Time Equivalent Positions	-	-	-	-	-	-

Class Estimate: Not applicable, as this is a program

This evergreening initiative is to upgrade and replace specialty information system equipment used in support of technological criminal investigations on a five year cycle. This equipment will support directed, focused, gathering of information to support criminal investigations within the Winnipeg Police Service and in partnership with other outside agencies.

*N/A - no amounts have been included in the "Previous Budgets" due to this program's on-going nature.

Project Name: **E-Ticketing Hardware**

Board: Winnipeg Police Board

Department: Winnipeg Police Service
Project: 2206300024

Service: Traffic Safety and Enforcement
OurWinnipeg: Economic Prosperity

AUTHORIZATION	Previous Budgets	2023 Estimate	FORECAST 2024	2025	2026	2027	2028	Five-Year Forecast Total	Six-Year Total
Project Costs ($000's)	700	-	375	-	-	-	-	375	375
Financed by:									
Cash to Capital			375					375	375

CASH FLOW	2023	2024	2025	2026	2027	2028	Beyond 2028	Total
Project Costs ($000's)	-	375	-	-	-	-	-	375
Financed by:								
Cash to Capital		375						375

NET OPERATING IMPACT ($000's)	2023	2024	2025	2026	2027	2028
Operating costs						
Debt and finance charges						
Transfer to General Capital Fund		375				
Total Direct Costs	-	375	-	-	-	-
Less: Incremental Revenue/Recovery		12				
Net Cost/(Benefit)	-	363	-	-	-	-
Incremental Full Time Equivalent Positions	-	-	-	-	-	-

Class Estimate: 4

The driver's license scanners and printers that support e-ticketing processes in Winnipeg Police Service vehicles must be evergreened every five years due to the obsolescence of this equipment and the harsh environment to which they are subjected. Ergonomic placement of properly suited technical equipment is critical for prevention of injuries to police officers.

Project Name: **Technology Upgrades - Information Systems**

Board: Winnipeg Police Board

Department: Winnipeg Police Service
Project: 2203200024

Service: Police Response
OurWinnipeg: Good Health and Well-Being

AUTHORIZATION	Previous Budgets	2023 Estimate	FORECAST 2024	2025	2026	2027	2028	Five-Year Forecast Total	Six-Year Total
Project Costs ($000's)	N/A *	-	1,325	112	-	-	-	1,437	1,437
Financed by:									
Cash to Capital			1,325	112				1,437	1,437

CASH FLOW	2023	2024	2025	2026	2027	2028	Beyond 2028	Total
Project Costs ($000's)	-	1,325	112	-	-	-	-	1,437
Financed by:								
Cash to Capital		1,325	112					1,437

NET OPERATING IMPACT ($000's)	2023	2024	2025	2026	2027	2028
Operating costs						
Debt and finance charges						
Transfer to General Capital Fund		1,325	112			
Total Direct Costs	-	1,325	112	-	-	-
Less: Incremental Revenue/Recovery		43	4			
Net Cost/(Benefit)	-	1,282	108	-	-	-
Incremental Full Time Equivalent Positions	-	-	-	-	-	-

Class Estimate: Not applicable, as this is a program

Technological changes in information systems requires upgrading and evergreening. Systems include core switches, firewalls, network storage, and business continuity infrastructure to support current level of service.

Components will be renewed on a five-year cycle.

*N/A - no amounts have been included in the "Previous Budgets" due to this program's on-going nature.

Project Name: **Automated Fingerprint Identification System (AFIS)**

Board: Winnipeg Police Board

Department: Winnipeg Police Service
Project: 2300200028

Service: Police Response
OurWinnipeg: Good Health and Well-Being

AUTHORIZATION	Previous Budgets	2023 Estimate	FORECAST 2024	2025	2026	2027	2028	Five-Year Forecast Total	Six-Year Total
Project Costs ($000's)	N/A *	-	-	-	-	-	700	700	700
Financed by:									
Cash to Capital							700	700	700

CASH FLOW	2023	2024	2025	2026	2027	2028	Beyond 2028	Total
Project Costs ($000's)	-	-	-	-	-	700	-	700
Financed by:								
Cash to Capital						700		700

NET OPERATING IMPACT ($000's)	2023	2024	2025	2026	2027	2028
Operating costs						
Debt and finance charges						
Transfer to General Capital Fund						700
Total Direct Costs	-	-	-	-	-	700
Less: Incremental Revenue/Recovery						22
Net Cost/(Benefit)	-	-	-	-	-	678
Incremental Full Time Equivalent Positions	-	-	-	-	-	-

Class Estimate: Not applicable, as this is a program

The programmable matching accelerator is a critical component of the Automated Fingerprint Identification System, which is used to capture and search fingerprint records. It is projected to reach end of its useful life in 2028 and will need to be replaced to maintain the current level of service.

*N/A - no amounts have been included in the "Previous Budgets" due to this program's on-going nature.

Project Name: **River Patrol Building - Building Envelope Roof Repair**

Board: Winnipeg Police Board

Department: Winnipeg Police Service
Project: 2300300028

Service: Police Response
OurWinnipeg: Good Health and Well-Being

AUTHORIZATION	Previous Budgets	2023 Estimate	FORECAST 2024	2025	2026	2027	2028	Five-Year Forecast Total	Six-Year Total
Project Costs ($000's)	-	-	-	-	-	-	700	700	700
Financed by:									
Cash to Capital							700	700	700

CASH FLOW	2023	2024	2025	2026	2027	2028	Beyond 2028	Total
Project Costs ($000's)	-	-	-	-	-	700	-	700
Financed by:								
Cash to Capital						700		700

NET OPERATING IMPACT ($000's)	2023	2024	2025	2026	2027	2028
Operating costs						
Debt and finance charges						
Transfer to General Capital Fund						700
Total Direct Costs	-	-	-	-	-	700
Less: Incremental Revenue/Recovery						22
Net Cost/(Benefit)	-	-	-	-	-	678
Incremental Full Time Equivalent Positions	-	-	-	-	-	-

Class Estimate: 5

The River Patrol Building houses equipment used during investigations on waterways within the City of Winnipeg. The building will be repaired to ensure safety and security of the facility and the associated outbuildings.

Project Name: **Connected Officer Program**

Board: Winnipeg Police Board

Department: Winnipeg Police Service
Project: 2300400023

Service: Police Response
OurWinnipeg: Good Health and Well-Being

AUTHORIZATION	Previous Budgets	2023 Estimate	FORECAST 2024	2025	2026	2027	2028	Five-Year Forecast Total	Six-Year Total
Project Costs ($000's)	N/A *	175	-	-	-	-	437	437	612
Financed by:									
Cash to Capital							437	437	437
External Debt		175						-	175

CASH FLOW	2023	2024	2025	2026	2027	2028	Beyond 2028	Total
Project Costs ($000's)	175	-	-	-	-	437	-	612
Financed by:								
Cash to Capital						437		437
External Debt	175							175

NET OPERATING IMPACT ($000's)	2023	2024	2025	2026	2027	2028
Operating costs		719	1,109	1,089	1,176	1,260
Debt and finance charges	19	39	39	39	39	17
Transfer to General Capital Fund						437
Total Direct Costs	19	758	1,148	1,128	1,215	1,714
Less: Incremental Revenue/Recovery	5					14
Net Cost/(Benefit)	14	758	1,148	1,128	1,215	1,700
Incremental Full Time Equivalent Positions	-	-	-	-	-	-

Class Estimate: Not applicable, as this is a program

Connected Officer Program is an innovative technology initiative that has been shown to improve efficiency and effectiveness for front-line law enforcement officers and improved service delivery for citizens. The long-term vision of the project is to transition to a service delivery model that involves mobile devices connected through technology. Funding will support the acquisition and renewal of hardware that will be distributed to officers. The hardware will be renewed on a 5-year cycle.

*N/A - no amounts have been included in the "Previous Budgets" due to this program's on-going nature.

Project Name: **Police Headquarters Information System Upgrades**

Board: Winnipeg Police Board

Department: Winnipeg Police Service
Project: 2204900026

Service: Police Response
OurWinnipeg: Good Health and Well-Being

AUTHORIZATION	Previous Budgets	2023 Estimate	FORECAST 2024	2025	2026	2027	2028	Five-Year Forecast Total	Six-Year Total
Project Costs ($000's)	N/A *	-	-	-	2,435	-	-	2,435	2,435
Financed by:									
Internal Financing					2,435			2,435	2,435

CASH FLOW	2023	2024	2025	2026	2027	2028	Beyond 2028	Total
Project Costs ($000's)	-	-	-	2,435	-	-	-	2,435
Financed by:								
Internal Financing				2,435				2,435

NET OPERATING IMPACT ($000's)	2023	2024	2025	2026	2027	2028
Operating costs						
Debt and finance charges				139	281	281
Transfer to General Capital Fund						
Total Direct Costs	-	-	-	139	281	281
Less: Incremental Revenue/Recovery				77		
Net Cost/(Benefit)	-	-	-	62	281	281
Incremental Full Time Equivalent Positions	-	-	-	-	-	-

Class Estimate: Not applicable, as this is a program

This evergreening initiative is to upgrade and replace time expired information system equipment for the centralized server, networking, backup and security hardware. The hardware supports department-wide information systems to maintain current levels of response.

*N/A - no amounts have been included in the "Previous Budgets" due to this program's on-going nature.

Project Name: **In Car Computing**

Board: Winnipeg Police Board

Department: Winnipeg Police Service
Project: 2203700025

Service: Police Response
OurWinnipeg: Good Health and Well-Being

AUTHORIZATION	Previous Budgets	2023 Estimate	FORECAST 2024	2025	2026	2027	2028	Five-Year Forecast Total	Six-Year Total
Project Costs ($000's)	N/A *	-	-	1,736	1,544	-	-	3,280	3,280
Financed by:									
Cash to Capital				1,736	1,544			3,280	3,280

CASH FLOW	2023	2024	2025	2026	2027	2028	Beyond 2028	Total
Project Costs ($000's)	-	-	1,736	1,544	-	-	-	3,280
Financed by:								
Cash to Capital			1,736	1,544				3,280

NET OPERATING IMPACT ($000's)	2023	2024	2025	2026	2027	2028
Operating costs						
Debt and finance charges						
Transfer to General Capital Fund			1,736	1,544		
Total Direct Costs	-	-	1,736	1,544	-	-
Less: Incremental Revenue/Recovery			56	50		
Net Cost/(Benefit)	-	-	1,680	1,494	-	-
Incremental Full Time Equivalent Positions	-	-	-	-	-	-

Class Estimate: Not applicable, as this is a program

The mobile computing technology in Winnipeg Police Service (WPS) vehicles must be evergreened every five years due to the obsolescence of this equipment and the harsh environment to which they are subjected. Currently 235 vehicles require mobile computing devices plus a small contingency for spare devices. This includes the evergreening of laptops/tablets and keyboards, docks, modems, antennae, mounting equipment and associated cabling necessary to maintain connectivity with WPS public safety systems. Ergonomically placed computing devices in vehicles are critical for prevention of injuries to police officers.

This project is estimated in US dollars and converted to Canadian currency.

*N/A - no amounts have been included in the "Previous Budgets" due to this program's on-going nature.

Project Name: **Bomb Unit - Building Envelope**

Board: Winnipeg Police Board

Department: Winnipeg Police Service
Project: 2300500028

Service: Police Response
OurWinnipeg: Good Health and Well-Being

AUTHORIZATION	Previous Budgets	2023 Estimate	FORECAST 2024	2025	2026	2027	2028	Five-Year Forecast Total	Six-Year Total
Project Costs ($000's)	-	-	-	-	-	-	1,000	1,000	1,000
Financed by:									
Cash to Capital							1,000	1,000	1,000

CASH FLOW	2023	2024	2025	2026	2027	2028	Beyond 2028	Total
Project Costs ($000's)	-	-	-	-	-	1,000	-	1,000
Financed by:								
Cash to Capital						1,000		1,000

NET OPERATING IMPACT ($000's)	2023	2024	2025	2026	2027	2028
Operating costs						
Debt and finance charges						
Transfer to General Capital Fund						1,000
Total Direct Costs	-	-	-	-	-	1,000
Less: Incremental Revenue/Recovery						33
Net Cost/(Benefit)	-	-	-	-	-	967
Incremental Full Time Equivalent Positions	-	-	-	-	-	-

Class Estimate: 5

The Bomb Unit storage facility houses equipment used during high risk investigations. The building will be repaired to ensure safety and security of the facility and the associated outbuildings.

Project Name: **Building Security System Evergreening**

Board: Winnipeg Police Board

Department: Winnipeg Police Service
Project: 2200100023

Service: Police Response
OurWinnipeg: Good Health and Well-Being

AUTHORIZATION	Previous Budgets	2023 Estimate	FORECAST 2024	2025	2026	2027	2028	Five-Year Forecast Total	Six-Year Total
Project Costs ($000's)	N/A *	424	-	-	-	421	228	649	1,073
Financed by:									
Cash to Capital						421	228	649	649
External Debt		424						-	424

CASH FLOW	2023	2024	2025	2026	2027	2028	Beyond 2028	Total
Project Costs ($000's)	424	-	-	-	421	228	-	1,073
Financed by:								
Cash to Capital					421	228		649
External Debt	424							424

NET OPERATING IMPACT ($000's)	2023	2024	2025	2026	2027	2028
Operating costs						
Debt and finance charges	46	94	94	94	94	41
Transfer to General Capital Fund					421	228
Total Direct Costs	46	94	94	94	515	269
Less: Incremental Revenue/Recovery	14				15	5
Net Cost/(Benefit)	32	94	94	94	500	264
Incremental Full Time Equivalent Positions	-	-	-	-	-	-

Class Estimate: Not applicable, as this is a program

Evergreening project to replace equipment supporting facility security systems, to ensure that the building security information technology hardware and software are stable, current, and run without failure. Systems include card access, video management system, key management, intercom and paging system hardware for all Winnipeg Police Service facilities.

*N/A - no amounts have been included in the "Previous Budgets" due to this program's on-going nature.

Project Name: **Training Facility - Site Security**

Board: Winnipeg Police Board

Department: Winnipeg Police Service
Project: 2300800023

Service: Police Response
OurWinnipeg: Good Health and Well-Being

AUTHORIZATION	Previous Budgets	2023 Estimate	FORECAST 2024	2025	2026	2027	2028	Five-Year Forecast Total	Six-Year Total
Project Costs ($000's)	-	450	-	-	-	-	200	200	650
Financed by:									
Cash to Capital							200	200	200
External Debt		450						-	450

CASH FLOW	2023	2024	2025	2026	2027	2028	Beyond 2028	Total
Project Costs ($000's)	450	-	-	-	-	200	-	650
Financed by:								
Cash to Capital						200		200
External Debt	450							450

NET OPERATING IMPACT ($000's)	2023	2024	2025	2026	2027	2028
Operating costs						
Debt and finance charges	49	100	100	100	100	43
Transfer to General Capital Fund						200
Total Direct Costs	49	100	100	100	100	243
Less: Incremental Revenue/Recovery	14					6
Net Cost/(Benefit)	35	100	100	100	100	237
Incremental Full Time Equivalent Positions	-	-	-	-	-	-

Class Estimate: 3

The training facility requires site security upgrades. Planned development of the surrounding areas requires the installation of a secure fence and increased access control systems to maintain safety and security levels for the training programs held on site. Funding also includes evergreening of hardware that will be installed as part of the project scope.

Project Name: **Technical Surveillance Systems**

Board: Winnipeg Police Board

Department: Winnipeg Police Service
Project: 2300600028

Service: Police Response
OurWinnipeg: Good Health and Well-Being

AUTHORIZATION	Previous Budgets	2023 Estimate	FORECAST 2024	2025	2026	2027	2028	Five-Year Forecast Total	Six-Year Total
Project Costs ($000's)	N/A *	-	-	-	-	-	525	525	525
Financed by:									
Cash to Capital							525	525	525

CASH FLOW	2023	2024	2025	2026	2027	2028	Beyond 2028	Total
Project Costs ($000's)	-	-	-	-	-	525	-	525
Financed by:								
Cash to Capital						525		525

NET OPERATING IMPACT ($000's)	2023	2024	2025	2026	2027	2028
Operating costs						
Debt and finance charges						
Transfer to General Capital Fund						525
Total Direct Costs	-	-	-	-	-	525
Less: Incremental Revenue/Recovery						17
Net Cost/(Benefit)	-	-	-	-	-	508
Incremental Full Time Equivalent Positions	-	-	-	-	-	-

Class Estimate: Not applicable, as this is a program

This project will update and replace time expired digital technical surveillance equipment for voice and data intercept systems. This equipment will support directed, focused gathering of information to support criminal investigations within the Winnipeg Police Service and in partnership with other outside agencies.

*N/A - no amounts have been included in the "Previous Budgets" due to this program's on-going nature.

Project Name: **Bomb Unit - Robot**

Board: Winnipeg Police Board

Department: Winnipeg Police Service
Project: 2300700028

Service: Police Response
OurWinnipeg: Good Health and Well-Being

AUTHORIZATION	Previous Budgets	2023 Estimate	FORECAST 2024	2025	2026	2027	2028	Five-Year Forecast Total	Six-Year Total
Project Costs ($000's)	-	-	-	-	-	-	330	330	330
Financed by:									
Cash to Capital							330	330	330

CASH FLOW	2023	2024	2025	2026	2027	2028	Beyond 2028	Total
Project Costs ($000's)	-	-	-	-	-	330	-	330
Financed by:								
Cash to Capital						330		330

NET OPERATING IMPACT ($000's)	2023	2024	2025	2026	2027	2028
Operating costs						
Debt and finance charges						
Transfer to General Capital Fund						330
Total Direct Costs	-	-	-	-	-	330
Less: Incremental Revenue/Recovery						10
Net Cost/(Benefit)	-	-	-	-	-	320
Incremental Full Time Equivalent Positions	-	-	-	-	-	-

Class Estimate: 5

The Bomb Unit robot allows for the safe, remote inspection and examination of suspected explosive devices. The current equipment will reach the end of its useful life in 2028 and will need to be replaced.

Project Name: **Police Vehicle Operations - Facility**

Board: Winnipeg Police Board

Department: Winnipeg Police Service
Project: 2200400023

Service: Police Response
OurWinnipeg: Good Health and Well-Being

AUTHORIZATION	Previous Budgets	2023 Estimate	FORECAST 2024	2025	2026	2027	2028	Five-Year Forecast Total	Six-Year Total
Project Costs ($000's)	-	1,200	-	-	-	-	-	-	1,200
Financed by:									
External Debt		1,200						-	1,200

CASH FLOW	2023	2024	2025	2026	2027	2028	Beyond 2028	Total
Project Costs ($000's)	1,200	-	-	-	-	-	-	1,200
Financed by:								
External Debt	1,200							1,200

NET OPERATING IMPACT ($000's)	2023	2024	2025	2026	2027	2028
Operating costs						
Debt and finance charges	48	75	75	75	75	75
Transfer to General Capital Fund						
Total Direct Costs	48	75	75	75	75	75
Less: Incremental Revenue/Recovery	38					
Net Cost/(Benefit)	10	75	75	75	75	75
Incremental Full Time Equivalent Positions	-	-	-	-	-	-

Class Estimate: 3

The Police Vehicle Training facility requires a purpose built classroom building. The existing classroom is a leased mobile unit that is undersized and does not meet the needs of the Training Division. The new facility will be a 3,100 square foot modular prefabricated building that houses a classroom and offices for the Police Vehicle Operating training unit.

Project Name: **Pistol Replacement**

Board: Winnipeg Police Board

Department: Winnipeg Police Service
Project: 2200200026

Service: Police Response
OurWinnipeg: Good Health and Well-Being

AUTHORIZATION	Previous Budgets	2023 Estimate	FORECAST 2024	2025	2026	2027	2028	Five-Year Forecast Total	Six-Year Total
Project Costs ($000's)	-	-	-	-	1,487	-	-	1,487	1,487
Financed by:									
Internal Financing					1,487			1,487	1,487

CASH FLOW	2023	2024	2025	2026	2027	2028	Beyond 2028	Total
Project Costs ($000's)	-	-	-	1,487	-	-	-	1,487
Financed by:								
Internal Financing				1,487				1,487

NET OPERATING IMPACT ($000's)	2023	2024	2025	2026	2027	2028
Operating costs						
Debt and finance charges				85	172	172
Transfer to General Capital Fund						
Total Direct Costs	-	-	-	85	172	172
Less: Incremental Revenue/Recovery				48		
Net Cost/(Benefit)	-	-	-	37	172	172
Incremental Full Time Equivalent Positions	-	-	-	-	-	-

Class Estimate: 5

The current .40 caliber duty pistols require replacement. Police agencies and military across North America have already, or are in process of, transitioning to 9 millimeter (mm) pistols. Reduced demand for .40 caliber ammunition has resulted in reduced supply with a projected increase in cost, therefore creating an operational increase to the Service. 9 mm pistols are easier to shoot with greater accuracy with the same effectiveness at a lower operational cost.

Project Name: **Vehicle Inspections - Weigh Scale**

Board: Winnipeg Police Board

Department: Winnipeg Police Service
Project: 2206300025

Service: Traffic Safety and Enforcement
OurWinnipeg: Good Health and Well-Being

AUTHORIZATION	Previous Budgets	2023 Estimate	FORECAST 2024	2025	2026	2027	2028	Five-Year Forecast Total	Six-Year Total
Project Costs ($000's)	-	-	-	250	-	-	-	250	250
Financed by:									
Cash to Capital				250				250	250

CASH FLOW	2023	2024	2025	2026	2027	2028	Beyond 2028	Total
Project Costs ($000's)	-	-	250	-	-	-	-	250
Financed by:								
Cash to Capital			250					250

NET OPERATING IMPACT ($000's)	2023	2024	2025	2026	2027	2028
Operating costs						
Debt and finance charges						
Transfer to General Capital Fund			250			
Total Direct Costs	-	-	250	-	-	-
Less: Incremental Revenue/Recovery			8			
Net Cost/(Benefit)	-	-	242	-	-	-
Incremental Full Time Equivalent Positions	-	-	-	-	-	-

Class Estimate: 5

The fixed vehicle weigh scale is projected to reach the end of its useful life in 2025. It is used to satisfy the requirements in the Highway Traffic Act to accurately measure overweight vehicles.

Return to Table of Contents

Project Name: **Facility Optimization - Waverley West Station**

Standing Policy Committee: Community Services

Department: Fire Paramedic Service
Project: 2111021523

Service: Fire and Rescue Response
OurWinnipeg: City Building

AUTHORIZATION	Previous Budgets	2023 Estimate	FORECAST 2024	2025	2026	2027	2028	Five-Year Forecast Total	Six-Year Total
Project Costs ($000's)	1,389	716	10,136	-	-	-	-	10,136	10,852
Financed by:									
Canada Community-Building Fund			7,990					7,990	7,990
External Debt		716	2,146					2,146	2,862

CASH FLOW	2023	2024	2025	2026	2027	2028	Beyond 2028	Total
Project Costs ($000's)	566	4,950	5,336	-	-	-	-	10,852
Financed by:								
Canada Community-Building Fund		4,950	3,040					7,990
External Debt	566		2,296					2,862

NET OPERATING IMPACT ($000's)	2023	2024	2025	2026	2027	2028
Operating costs						
Debt and finance charges	22	36	180	271	271	271
Transfer to General Capital Fund						
Total Direct Costs	22	36	180	271	271	271
Less: Incremental Revenue/Recovery	18	62	113			
Net Cost/(Benefit)	4	(26)	67	271	271	271
Incremental Full Time Equivalent Positions	-	-	-	-	-	-

Class Estimate: See table below

	2023	2024	2025	2026	2027	2028
Class Estimate	**3**	**5**				
Authorization ($000's)						
Preliminary Design	716					
Detailed Design & Construction		10,136				

With this capital funding the Winnipeg Fire Paramedic Service (WFPS) seeks to maximize the efficiency of the station network. This is achieved through relocations, replacements, and major enhancements to stations that help reduce costs but maintain the desired level of response.

This project will enable the WFPS to build a new station in Waverley West to service city growth and address response time issues. This station will be staffed with reallocated resources (staff and apparatus) from the St. Boniface Industrial Park and Windsor Park consolidation.

Site finalization in 2023 will provide a class 3 cost estimate prior to construction in 2024.

The site for the new station will be co-located with the Waverley Recreation Complex. Station planning will start once the recreational complex has completed the land use plan.

Funding in 2024 includes $300,000 for the installation of a geothermal heating ventilation and air conditioning solution. The Department will seek funding from available 3rd party funding programs to cover the costs of this installation.

Facility Optimization - Waverley West Station (continued):

2023:

• Land use plan

• Preliminary design

• Detailed design and contract administration conditional to approval of the final budget

2024:

• Begin construction

2025:

• Complete construction

On March 20, 2020, Council received as information the Winnipeg Fire Paramedic Master Plan. On January 28, 2021, Council referred the recommendations outlined in Appendix 2 of the Master Plan to the 2022 Budget process. This project is part of the recommendations in this Plan.

Project Name: **Facility Optimization - Silver Heights Fire Paramedic Station Consolidation**

Standing Policy Committee: Community Services

Department: Fire Paramedic Service
Project: 2111021927

Service: Fire and Rescue Response
OurWinnipeg: Good Health and Well-Being

AUTHORIZATION	Previous Budgets	2023 Estimate	FORECAST 2024	2025	2026	2027	2028	Five-Year Forecast Total	Six-Year Total
Project Costs ($000's)	-	-	-	-	-	413	11,655	12,068	12,068
Financed by:									
Canada Community-Building Fund							2,286	2,286	2,286
External Debt						413	9,369	9,782	9,782

CASH FLOW	2023	2024	2025	2026	2027	2028	Beyond 2028	Total
Project Costs ($000's)	-	-	-	-	413	7,896	3,759	12,068
Financed by:								
Canada Community-Building Fund						2,286		2,286
External Debt					413	5,610	3,759	9,782

NET OPERATING IMPACT ($000's)	2023	2024	2025	2026	2027	2028
Operating costs						
Debt and finance charges					19	295
Transfer to General Capital Fund						
Total Direct Costs	-	-	-	-	19	295
Less: Incremental Revenue/Recovery					13	211
Net Cost/(Benefit)	-	-	-	-	6	84
Incremental Full Time Equivalent Positions	-	-	-	-	-	-

Class Estimate: See table below

	2023	2024	2025	2026	2027	2028
Class Estimate					**5**	**5**
Authorization ($000's)						
Preliminary Design					413	
Detailed Design & Construction						11,655

With this capital funding the Winnipeg Fire Paramedic Service seeks to maximize the efficiency of the station network. This is achieved through relocations, replacements, and major enhancements to stations that help reduce costs but maintain the desired level of response.

This project will consolidate the Silver Heights (#19, 320 Whytewold Rd.) and Portage Avenue stations (#36, 2490 Portage Ave.) on the existing Whytewold Road property. The consolidated station will maintain service capability and coverage of both areas. The new station will also house a relocated ladder truck from St. James (#20, 525 Banting Dr.). The sale of land from the Portage Avenue station will be used to offset costs via the Land Operating Reserve.

Detail design review and land use survey is being undertaken in 2027 to update the project to a class 3 cost estimate prior to construction.

Facility Optimization - Silver Heights Fire Paramedic Station Consolidation (continued):

2027:

• Update existing station design drawings.

2028:

• Finalized detailed designs and begin construction.

2029:

• Complete construction.

On March 20, 2020, Council received the Winnipeg Fire Paramedic Master Plan as information.

On January 28, 2021, Council referred the recommendations outlined in Appendix 1 of the master plan to the 2022 budget process. This project is part of those recommendations.

Project Name: **Equipment Obsolescence**

Standing Policy Committee: Community Services

Department: Fire Paramedic Service
Project: 2104000023

Service: Fire and Rescue Response
OurWinnipeg: Good Health and Well-Being

AUTHORIZATION	Previous Budgets	2023 Estimate	FORECAST 2024	2025	2026	2027	2028	Five-Year Forecast Total	Six-Year Total
Project Costs ($000's)	N/A *	850	999	816	6,659	2,994	1,833	13,301	14,151
Financed by:									
External Debt		264	223	143	3,885	954	821	6,026	6,290
Shared Health Capital Grant **		586	776	673	331	500		2,280	2,866
External Debt on behalf of Shared Health ***					2,443	1,540	1,012	4,995	4,995

CASH FLOW	2023	2024	2025	2026	2027	2028	Beyond 2028	Total
Project Costs ($000's)	850	999	816	6,659	2,994	1,833	-	14,151
Financed by:								
External Debt	264	223	143	3,885	954	821		6,290
Shared Health Capital Grant **	586	776	673	331	500			2,866
External Debt on behalf of Shared Health ***				2,443	1,540	1,012		4,995

NET OPERATING IMPACT ($000's)	2023	2024	2025	2026	2027	2028
Operating costs						
Debt and finance charges	29	83	124	570	1,119	1,286
Transfer to General Capital Fund						
Total Direct Costs	29	83	124	570	1,119	1,286
Less: Incremental Revenue/Recovery	16	17	13	161	57	39
Net Cost/(Benefit)	13	66	111	409	1,062	1,247
Incremental Full Time Equivalent Positions	-	-	-	-	-	-

Class Estimate: Not applicable, as this is a program

This capital program supports the ongoing replacement of emergency response equipment that is nearing the end of its useful operating life. The replacement timing is set to ensure continuity of front line emergency operations while maximizing the operating life of the equipment and ensuring value for money.

The Fire Paramedic Service needs to replace the following specialized equipment in a cyclical process as it nears the end of its operating life. Funding for this equipment is provided by both the City of Winnipeg and Shared Health. The following list identifies the equipment and the funding source:

Priorities for 2023-2028 include but are not limited to:

City of Winnipeg funded assets:

2023 - 2025:

• Replacement of specialty fire and rescue equipment.

• Replacement of emergency mechanical services equipment.

2026 - 2028:

• Replacement of fire and rescue equipment;

• P25 Radios and equipment

Equipment Obsolescence (continued):

Shared Health funded assets:

2023 - 2025:

• Replacement of emergency medical equipment.

2026 - 2028:

• Replacement of emergency medical equipment.

• P25 Radios and equipment

• Renewal of emergency call handling equipment.

• Replacement of other radio equipment

* N/A - No amounts have been included in the "Previous Budgets" due to this program's on-going nature.

** Shared Health has confirmed up to $2 million of its baseline funding to cover the funding effects of the capital program each year. The cost of this project in each year draws from this funding amount.

*** The City of Winnipeg will take out debt on behalf of Shared Health for this project. Shared Health will pay the interest and principal on this debt over an eight-year period.

Project Name: **Station Capital Maintenance**

Standing Policy Committee: Community Services

Department: Fire Paramedic Service
Project: 6321000023

Service: Fire and Rescue Response
OurWinnipeg: Good Health and Well-Being

AUTHORIZATION	Previous Budgets	2023 Estimate	FORECAST 2024	2025	2026	2027	2028	Five-Year Forecast Total	Six-Year Total
Project Costs ($000's)	N/A *	576	496	-	-	2,281	2,281	5,058	5,634
Financed by:									
External Debt		576	343			1,627	1,627	3,597	4,173
Shared Health Capital Grant **			153			654	654	1,461	1,461

CASH FLOW	2023	2024	2025	2026	2027	2028	Beyond 2028	Total
Project Costs ($000's)	576	496	-	-	2,281	2,281	-	5,634
Financed by:								
External Debt	576	343			1,627	1,627		4,173
Shared Health Capital Grant **		153			654	654		1,461

NET OPERATING IMPACT ($000's)	2023	2024	2025	2026	2027	2028
Operating costs						
Debt and finance charges	25	67	83	83	160	316
Transfer to General Capital Fund						
Total Direct Costs	25	67	83	83	160	316
Less: Incremental Revenue/Recovery	19	13			61	61
Net Cost/(Benefit)	6	54	83	83	99	255
Incremental Full Time Equivalent Positions	-	-	-	-	-	-

Class Estimate: Not applicable, as this is a program

These capital funds support an ongoing program of repair and structural maintenance to ensure station asset lives are maximized, thereby ensuring the service has an operable station network from which emergency response vehicles can be deployed across the whole city to meet required response times.

Priorities for 2023-2028 include, but are not limited to:

• Heating, ventilation, and air conditioning repairs and electrical upgrades to station 4,150 Osborne St.

• Concrete repairs to station forecourts, as required

• Swipe card installation and to improve security at 14 stations

* N/A - No amounts have been included in the "Previous Budgets" due to this program's on-going nature.

** Shared Health has confirmed up to $2 million of its baseline funding to cover the funding effects of the capital program each year. The cost of this project in each year draws from this funding amount.

*** The City of Winnipeg will take out debt on behalf of Shared Health for this project. Shared Health will pay the interest and principal on this debt over an eight-year period.

Project Name: **Emergency Vehicle Pre-emption**

Standing Policy Committee: Community Services

Department: Fire Paramedic Service
Project: 2112120026

Service: Fire and Rescue Response
OurWinnipeg: City Building

AUTHORIZATION	Previous Budgets	2023 Estimate	FORECAST 2024	2025	2026	2027	2028	Five-Year Forecast Total	Six-Year Total
Project Costs ($000's)	-	-	-	-	1,408	-	-	1,408	1,408
Financed by:									
External Debt					1,408			1,408	1,408

CASH FLOW	2023	2024	2025	2026	2027	2028	Beyond 2028	Total
Project Costs ($000's)	-	-	-	1,408	-	-	-	1,408
Financed by:								
External Debt				1,408				1,408

NET OPERATING IMPACT ($000's)	2023	2024	2025	2026	2027	2028
Operating costs						
Debt and finance charges				156	316	316
Transfer to General Capital Fund						
Total Direct Costs	-	-	-	156	316	316
Less: Incremental Revenue/Recovery				46		
Net Cost/(Benefit)	-	-	-	110	316	316
Incremental Full Time Equivalent Positions	-	-	-	-	-	-

Class Estimate: 5

Emergency Vehicle Pre-emption (EVP) takes advantage of the City investment in centralized traffic signal control to provide intelligent traffic signalization for emergency vehicles. This increases priority for approaching emergency vehicles to enable the clearance of the junctions along their route and allowing safer and more rapid progression through to the emergency incident.

EVP was identified as a crucial addition to facilitate the station optimization program in meeting station reductions while maintaining response capability and coverage.

Winnipeg Traffic Management Centre and the Winnipeg Fire Paramedic Service 911 Communication Centre will trial pre-emptive software on selective intersections.

Project Name: **Facility Optimization - St. Boniface Industrial Area and Windsor Park Station Consolidation**

Standing Policy Committee: Community Services

Department: Fire Paramedic Service
Project: 2111020922

Service: Fire and Rescue Response
OurWinnipeg: Good Health and Well-Being

AUTHORIZATION	Previous Budgets	2023 Estimate	FORECAST 2024	2025	2026	2027	2028	Five-Year Forecast Total	Six-Year Total
Project Costs ($000's)	13,439	-	-	-	-	-	-	-	-
Financed by:									
Land Operating Reserve			600					600	600
Interim Financing from Land Operating Reserve / (Repayment)			(600)					(600)	(600)

CASH FLOW	2023	2024	2025	2026	2027	2028	Beyond 2028	Total
Project Costs ($000's)	-	-	-	-	-	-	-	-
Financed by:								
Land Operating Reserve		600						600
Interim Financing from Land Operating Reserve / (Repayment)		(600)						(600)

NET OPERATING IMPACT ($000's)	2023	2024	2025	2026	2027	2028
Operating costs						
Debt and finance charges						
Transfer to General Capital Fund						
Total Direct Costs	-	-	-	-	-	-
Less: Incremental Revenue/Recovery						
Net Cost/(Benefit)	-	-	-	-	-	-
Incremental Full Time Equivalent Positions	-	-	-	-	-	-

Class Estimate: Not applicable

In 2022 capital funding was provided to Winnipeg Fire Paramedic Service to maximize the efficiency of the station network in the St. Boniface Industrial Area and Windsor Park area through relocations, replacements, and major enhancements to stations that help reduce costs but maintain the desired level of response.

In 2024 the consolidation of the St. Boniface Industrial Area station (#9, 864 Marion St.) and Windsor Park station (#15, 1083 Autumnwood Dr.) will be complete. The new consolidated station will service both the industrial area and Windsor Park area currently served by the two existing stations and house all existing staff and apparatus. This station will also house a relocated ambulance from the Fort Rouge station (#30, 524 Osborne St.).

2024:

• Decommission Marion station (#9) for resale.

The Land Operating Reserve funding amount shown above is based on the assessed value and represents the timing of disposition of the Marion St. Station.

Project Name: **Outdoor Live Fire Training Facility**

Standing Policy Committee: Community Services

Department: Fire Paramedic Service
Project: 2111014128

Service: Fire and Rescue Response
OurWinnipeg: Good Health and Well-Being

AUTHORIZATION	Previous Budgets	2023 Estimate	FORECAST 2024	2025	2026	2027	2028	Five-Year Forecast Total	Six-Year Total
Project Costs ($000's)	-	-	-	-	-	-	1,000	1,000	1,000
Financed by:									
External Debt							1,000	1,000	1,000

CASH FLOW	2023	2024	2025	2026	2027	2028	Beyond 2028	Total
Project Costs ($000's)	-	-	-	-	-	1,000	-	1,000
Financed by:								
External Debt						1,000		1,000

NET OPERATING IMPACT ($000's)	2023	2024	2025	2026	2027	2028
Operating costs						
Debt and finance charges						47
Transfer to General Capital Fund						
Total Direct Costs	-	-	-	-	-	47
Less: Incremental Revenue/Recovery						33
Net Cost/(Benefit)	-	-	-	-	-	14
Incremental Full Time Equivalent Positions	-	-	-	-	-	-

Class Estimate: 5

The Winnipeg Fire Paramedic Academy is located at 2546 McPhillips St. The space is used for classroom training as well as external practical fire training. Due to substantial development in the Leila North and West Kildonan Industrial park there are concerns about the inconvenience live burn exercises will cause neighbouring properties.

These funds would go towards moving the outdoor live-burn training area from within the city to a location with more space to disperse smoke. This will address air quality concerns, while not jeopardizing the ability of the Winnipeg Fire Paramedic Service to train members.

Site development costs will include services, surfacing work, and installation of a pre-fabricated structure for shelter and as a classroom.

Return to Table of Contents

Project Name: **Computer Automation**

Standing Policy Committee: Property and Development

Department: Planning, Property and Development

Service: Development Approvals, Building Permits and Inspections

Project: 6361000423

OurWinnipeg: City Building

AUTHORIZATION	Previous Budgets	2023 Estimate	FORECAST 2024	2025	2026	2027	2028	Five-Year Forecast Total	Six-Year Total
Project Costs ($000's)	N/A *	100	-	-	-	100	110	210	310
Financed by:									
Cash to Capital						100	110	210	210
Internal Financing		100						-	100

CASH FLOW	2023	2024	2025	2026	2027	2028	Beyond 2028	Total
Project Costs ($000's)	100	-	-	-	100	110	-	310
Financed by:								
Cash to Capital					100	110		210
Internal Financing	100							100

NET OPERATING IMPACT ($000's)	2023	2024	2025	2026	2027	2028
Operating costs						
Debt and finance charges	11	20	20	20	21	10
Transfer to General Capital Fund					100	110
Total Direct Costs	11	20	20	20	121	120
Less: Incremental Revenue/Recovery	3				3	4
Net Cost/(Benefit)	8	20	20	20	118	116
Incremental Full Time Equivalent Positions	-	-	-	-	-	-

Class Estimate: Not applicable, as this is a program

This is an on-going office automation program. Its primary goals are to deliver cost-effective solutions that provide convenient customer service to citizens and to improve organizational efficiencies. These goals can be achieved through expansion of online services, office/ workflow automation, re-engineering of legacy systems, electronic documents management, and systems integration (e.g. database synchronization) between Planning, Property and Development's applications and those of other departments.

It is anticipated that maintaining and improving a solid technological framework can provide the basis for organizational improvements that increase efficiency and reliability. In order to improve service delivery, the goal is to make information more accessible, streamline workflows, and reduce any duplication of efforts. It can also be argued that some initiatives such as electronic document submissions are not only citizen-friendly but environmentally responsible as well.

A general program of ongoing system improvement is suggested and is seen as reasonable to ensure the continued longevity and viability of the City's investment in office automation.

* N/A - No amounts have been included in the "Previous Budgets" due to this program's on-going nature.

Project Name: **Cemeteries - Improvements**

Standing Policy Committee: Property and Development

Department: Planning, Property and Development

Service: Cemeteries

Project: 6322100126

OurWinnipeg: Environmental Resilience

AUTHORIZATION	Previous Budgets	2023 Estimate	FORECAST 2024	2025	2026	2027	2028	Five-Year Forecast Total	Six-Year Total
Project Costs ($000's)	N/A *	-	-	-	100	124	-	224	224
Financed by:									
Cash to Capital					100	124		224	224

CASH FLOW	2023	2024	2025	2026	2027	2028	Beyond 2028	Total
Project Costs ($000's)	-	-	-	100	124	-	-	224
Financed by:								
Cash to Capital				100	124			224

NET OPERATING IMPACT ($000's)	2023	2024	2025	2026	2027	2028
Operating costs						
Debt and finance charges						
Transfer to General Capital Fund				100	124	
Total Direct Costs	-	-	-	100	124	-
Less: Incremental Revenue/Recovery				3	4	
Net Cost/(Benefit)	-	-	-	97	120	-
Incremental Full Time Equivalent Positions	-	-	-	-	-	-

Class Estimate: Not applicable, as this is a program

City funding is required in order to enable the development of new full body and cremation interment sections at Brookside Cemetery, including the installation of new roadways, beam foundation, and landscaping. Also, the Cremation Gardens at Brookside, St. Vital, and Transcona Cemeteries require investment in order to accommodate new product sales. These revenue-generating products/services will contribute to the Cemetery Service's goal of reaching financial self-sustainability.

* N/A - No amounts have been included in the "Previous Budgets" due to this program's on-going nature.

Project Name: **Downtown Enhancement Program**

Standing Policy Committee: Public Works

Department: Planning, Property and Development

Service: City Beautification

Project: 6351800123

OurWinnipeg: Good Health and Well-Being

AUTHORIZATION	Previous Budgets	2023 Estimate	FORECAST 2024	2025	2026	2027	2028	Five-Year Forecast Total	Six-Year Total
Project Costs ($000's)	N/A *	128	237	151	127	-	125	640	768
Financed by:									
Cash to Capital			237	151	127		125	640	640
External Debt		128						-	128

CASH FLOW	2023	2024	2025	2026	2027	2028	Beyond 2028	Total
Project Costs ($000's)	128	237	151	127	-	125	-	768
Financed by:								
Cash to Capital		237	151	127		125		640
External Debt	128							128

NET OPERATING IMPACT ($000's)	2023	2024	2025	2026	2027	2028
Operating costs						
Debt and finance charges	8	16	16	16	16	16
Transfer to General Capital Fund		237	151	127		125
Total Direct Costs	8	253	167	143	16	141
Less: Incremental Revenue/Recovery	4	8	5	4		4
Net Cost/(Benefit)	4	245	162	139	16	137
Incremental Full Time Equivalent Positions	-	-	-	-	-	-

Class Estimate: Not applicable, as this is a program

The program objective is the functional and aesthetic improvements and required upgrades to public spaces and streetscapes in the Downtown and Exchange District National Heritage Site. The funds enhance accessibility, safety, comfort and urban design quality of pedestrian environments and fulfill the commitment to the "Downtown First" philosophy. The Downtown Winnipeg Urban Design Guidelines provide the guiding principles to support design and enhance the livability of Winnipeg's Downtown urban environment.

The program supports and develops ongoing opportunities for future Public / Private development and redevelopment partnerships and projects such as Old Market Square, Broadway, Hydro Tower, Millennium Library Park, Bonnycastle Park and the Assiniboine River Walk. Projects have traditionally relied on and/or leveraged other partnership opportunities and have supported private redevelopments.

These public open space and streetscape improvements are over and above and exclusive of work assumed by the Public Works, Transit, and Water and Waste Departments who are responsible for existing infrastructure such as curbs, street and sidewalk repairs, street trees, planters, boulevards, required maintenance, and accessibility standards.

Downtown Enhancement Program (continued):

Priorities in 2023 - 2028 include, but are not limited to:

• Support Downtown Recovery Strategy

• Broadway Shoal Lake Fountain Initiative

• Air Canada Park

• Old Market Square

• Downtown and Exchange District Pedestrian Facilities Enhancements

• East Exchange Interpretative Strategies

• Chinatown

• Public Art Integration

• Halo SHED (Sports, Hospitality and Entertainment District) developments including: 266 Graham Avenue, Garry Street, Smith Street, Edmonton Street and St. Mary Avenue

• Alexander Docks

• Supporting Exchange and Downtown BIZ placemaking initiatives

• Streetscaping support for larger scoped Public Works initiatives

• Broadway pedestrian enhancements

* N/A - No amounts have been included in the "Previous Budgets" due to this program's on-going nature.

Project Name: **Business Improvement Zones, Image Routes and Neighbourhood Main Streets**

Standing Policy Committee: Public Works

Department: Planning, Property and Development
Service: City Beautification
Project: 6351241525
OurWinnipeg: Economic Prosperity

AUTHORIZATION	Previous Budgets	2023 Estimate	FORECAST 2024	2025	2026	2027	2028	Five-Year Forecast Total	Six-Year Total
Project Costs ($000's)	N/A *	-	-	151	100	150	125	526	526
Financed by:									
Cash to Capital				151	100	150	125	526	526

CASH FLOW	2023	2024	2025	2026	2027	2028	Beyond 2028	Total
Project Costs ($000's)	-	-	151	100	150	125	-	526
Financed by:								
Cash to Capital			151	100	150	125		526

NET OPERATING IMPACT ($000's)	2023	2024	2025	2026	2027	2028
Operating costs						
Debt and finance charges						
Transfer to General Capital Fund			151	100	150	125
Total Direct Costs	-	-	151	100	150	125
Less: Incremental Revenue/Recovery						
Net Cost/(Benefit)	-	-	151	100	150	125
Incremental Full Time Equivalent Positions	-	-	-	-	-	-

Class Estimate: Not applicable, as this is a program

The City of Winnipeg reinvests in partnered projects in Business Improvement Zone (BIZ) districts and Neighbourhood Main Streets. These areas have their own distinct character with their own style of mixed-use, walkable business districts that serve as the cores of their neighbourhoods. These funds provide the opportunity for the residents and business owners to work in partnership with the City, BIZs, private sector, not-for-profit, other funding agencies, and other government bodies. This capital fund gives the incentive for the BIZ groups to go out and match dollars from sources other than the City. This capital fund, through partnerships, assists in stimulating community revitalization.

This enhancement program takes the form of decorative medians, pedestrian lighting, banner poles, special entry nodes, special pavement treatments, character signage, plants, trees and site furnishings, to ensure the renewal and sustainment of the infrastructure that creates a sense of place and destination in and along Business Improvement Zones and on Image Routes.

Projects in 2023 to 2028 are adjusted based upon community readiness and partnership opportunities.

These organizations utilize grants received from the City to leverage additional funding to undertake projects. Any one of the sixteen (16) Business Improvement Zones may be considered and reviewed for the Streetscape Enhancement Capital Grant funding in 2023. Specific allocations to BIZ groups will be subject to Council approval of a separate report in early 2023. Project funding will be delivered as a grant to each BIZ group through legally executed grant agreements.

As this funds capital grants within this program, it is exempt from interest and administrative overhead capital charges.

* N/A - No amounts have been included in the "Previous Budgets" due to this program's on-going nature.

Project Name: **Public Art Strategy**

Standing Policy Committee: Community Services

Department: Planning, Property and Development

Service: Arts, Entertainment and Culture

Project: 6351400723

OurWinnipeg: Good Health and Well-Being

AUTHORIZATION	Previous Budgets	2023 Estimate	FORECAST 2024	2025	2026	2027	2028	Five-Year Forecast Total	Six-Year Total
Project Costs ($000's)	N/A *	125	-	-	-	-	-	-	125
Financed by:									
External Debt		125						-	125

CASH FLOW	2023	2024	2025	2026	2027	2028	Beyond 2028	Total
Project Costs ($000's)	125	-	-	-	-	-	-	125
Financed by:								
External Debt	125							125

NET OPERATING IMPACT ($000's)	2023	2024	2025	2026	2027	2028
Operating costs						
Debt and finance charges	14	28	28	28	28	12
Transfer to General Capital Fund						
Total Direct Costs	14	28	28	28	28	12
Less: Incremental Revenue/Recovery						
Net Cost/(Benefit)	14	28	28	28	28	12
Incremental Full Time Equivalent Positions	-	-	-	-	-	-

Class Estimate: Not applicable

On September 24, 2003, Council approved in principle the Public Art Policy of the Mayor's Task Force on Public Art in Winnipeg and directed that the Chief Administrative Officer work in conjunction with Winnipeg Arts Council to develop the necessary procedures for implementing the direction of the policy, including but not limited to those areas relating to governance and funding. Council adopted a Public Art Policy on October 27, 2004.

The Winnipeg Arts Council, as the City of Winnipeg's implementation partner, submits for approval annually, a plan for the works to be undertaken.

This program is exempt from administrative overhead charges.

* N/A - No amounts have been included in the "Previous Budgets" due to this commitment's on-going nature.

Project Name: **Developer Payback**

Standing Policy Committee: Community Services

Department: Planning, Property and Development

Service: Parks and Urban Forestry

Project: 6351000224

OurWinnipeg: Environmental Resilience

AUTHORIZATION	Previous Budgets	2023 Estimate	FORECAST 2024	2025	2026	2027	2028	Five-Year Forecast Total	Six-Year Total
Project Costs ($000's)	N/A *	-	100	-	100	-	-	200	200
Financed by:									
Cash to Capital			100		100			200	200

CASH FLOW	2023	2024	2025	2026	2027	2028	Beyond 2028	Total
Project Costs ($000's)	-	100	-	100	-	-	-	200
Financed by:								
Cash to Capital		100		100				200

NET OPERATING IMPACT ($000's)	2023	2024	2025	2026	2027	2028
Operating costs						
Debt and finance charges						
Transfer to General Capital Fund		100		100		
Total Direct Costs	-	100	-	100	-	-
Less: Incremental Revenue/Recovery		3		3		
Net Cost/(Benefit)	-	97	-	97	-	-
Incremental Full Time Equivalent Positions	-	-	-	-	-	-

Class Estimate: Not applicable

The City of Winnipeg is legally obligated through the approved Development Agreement Parameters to provide payback on older Developer Agreements based on the approved 48/52 split on the development of park costs. The funding formula is that the City of Winnipeg contributes 52% to the park development costs. Additionally, recognizing the need to do work concurrently beyond the basic requirements of the Development Agreement, these funds will cover provision of basic amenities that are more cost-effective and practical to install at the time of initial development (such as pathways, lighting, site furnishings, tree planting), particularly for linear park developments.

Applications from some of the outstanding (older) agreements are now being received due to the ongoing build out.

Calculations are based on industry consultation and the actual reviewed costs of works as they are completed each calendar year. Capital requirements are updated on an ongoing basis to reflect industry build out and Development Agreement amendments.

* N/A - No amounts have been included in the "Previous Budgets" due to this commitment's on-going nature.

Project Name: **Cemetery Planning and Development**

Standing Policy Committee: Property and Development

Department: Planning, Property and Development

Service: Cemeteries

Project: 6322100223

OurWinnipeg: Environmental Resilience

AUTHORIZATION	Previous Budgets	2023 Estimate	FORECAST 2024	2025	2026	2027	2028	Five-Year Forecast Total	Six-Year Total
Project Costs ($000's)	N/A *	200	100	-	400	100	-	600	800
Financed by:									
External Debt		200	100		400	100		600	800

CASH FLOW	2023	2024	2025	2026	2027	2028	Beyond 2028	Total
Project Costs ($000's)	200	100	-	400	100	-	-	800
Financed by:								
External Debt	200	100		400	100			800

NET OPERATING IMPACT ($000's)	2023	2024	2025	2026	2027	2028
Operating costs						
Debt and finance charges	22	55	67	111	168	154
Transfer to General Capital Fund						
Total Direct Costs	22	55	67	111	168	154
Less: Incremental Revenue/Recovery	7	3		13	3	
Net Cost/(Benefit)	15	52	67	98	165	154
Incremental Full Time Equivalent Positions	-	-	-	-	-	-

Class Estimate: Not applicable, as this is a program

Funding is required for the establishment of new full body interment sections at Brookside Cemetery, as existing interment sections are reaching capacity and investment is needed in order to meet community demand. This work will include initial site planning work, new roadway construction, installation of new beam foundations and landscaping work. These revenue-generating products/services will contribute to the Cemetery Service's goal of reaching financial self-sustainability.

* N/A - No amounts have been included in the "Previous Budgets" due to this program's on-going nature.

Project Name: **New Columbaria Investment**

Standing Policy Committee: Property and Development

Department: Planning, Property and Development
Service: Cemeteries

Project: 6322100324
OurWinnipeg: Environmental Resilience

AUTHORIZATION	Previous Budgets	2023 Estimate	FORECAST 2024	2025	2026	2027	2028	Five-Year Forecast Total	Six-Year Total
Project Costs ($000's)	N/A *	-	200	100	-	-	200	500	500
Financed by:									
External Debt			200	100			200	500	500

CASH FLOW	2023	2024	2025	2026	2027	2028	Beyond 2028	Total
Project Costs ($000's)	-	200	100	-	-	200	-	500
Financed by:								
External Debt		200	100			200		500

NET OPERATING IMPACT ($000's)	2023	2024	2025	2026	2027	2028
Operating costs						
Debt and finance charges		22	56	67	67	89
Transfer to General Capital Fund						
Total Direct Costs	-	22	56	67	67	89
Less: Incremental Revenue/Recovery		7	3			7
Net Cost/(Benefit)	-	15	53	67	67	82
Incremental Full Time Equivalent Positions	-	-	-	-	-	-

Class Estimate: Not applicable, as this is a program

Funding is needed for the purchase and installation of columbaria and other cremation interment options within the Garden of Remembrance at each of Brookside, St. Vital and Transcona Cemeteries. The existing supply of product at each cemetery is limited and expansion is needed in order to accommodate new product sales. These revenue-generating products/services will contribute to the Cemetery Service's goal of reaching financial self-sustainability.

* N/A - No amounts have been included in the "Previous Budgets" due to this program's on-going nature.

Return to Table of Contents

Project Name: **Health/Life Safety/Emergency Systems Refurbishment/City-Wide Accessibility**

Standing Policy Committee: Property and Development

Department: Municipal Accommodations

Service: Property Asset Management

Project: 0731009023

OurWinnipeg: Economic Prosperity

AUTHORIZATION	Previous Budgets	2023 Estimate	FORECAST 2024	2025	2026	2027	2028	Five-Year Forecast Total	Six-Year Total
Project Costs ($000's)	N/A *	3,423	2,660	943	2,236	2,311	642	8,792	12,215
Financed by:									
Cash to Capital				471	1,118	1,156		2,745	2,745
Land Operating Reserve			1,700					1,700	1,700
Canada Community-Building Fund		646	960	472	1,118	1,155	642	4,347	4,993
Province of Manitoba Strategic Infrastructure Funding		93						-	93
External Debt		687						-	687
Transfer from Prior Year Authorization		1,997						-	1,997

CASH FLOW	2023	2024	2025	2026	2027	2028	Beyond 2028	Total
Project Costs ($000's)	3,423	2,660	943	2,236	2,311	642	-	12,215
Financed by:								
Cash to Capital			471	1,118	1,156			2,745
Land Operating Reserve		1,700						1,700
Canada Community-Building Fund	646	960	472	1,118	1,155	642		4,993
Province of Manitoba Strategic Infrastructure Funding	93							93
External Debt	687							687
Transfer from Prior Year Authorization	1,997							1,997

NET OPERATING IMPACT ($000's)	2023	2024	2025	2026	2027	2028
Operating costs						
Debt and finance charges	41	84	84	84	84	84
Transfer to General Capital Fund			471	1,118	1,156	
Total Direct Costs	41	84	555	1,202	1,240	84
Less: Incremental Revenue/Recovery	96	67	21	50	52	8
Net Cost/(Benefit)	(55)	17	534	1,152	1,188	76
Incremental Full Time Equivalent Positions	-	-	-	-	-	-

Class Estimate: Not applicable, as this is a program

Capital Program to fund investments ensuring health/life safety requirements and the highest-and-best use investments associated with preserving continued facility operations that arise annually. Specifically, this program encompasses planned or emergency refurbishment, replacement, repair and maintenance upgrade projects for fire and life safety (e.g., emergency lighting), heating, ventilation, air conditioning, electrical, plumbing, building envelope, structural requirements, emergency power generation, and uninterrupted power systems. Funding is also allocated for critical systems including building automation and climate control, security, access control, and closed caption television systems. This program also ensures adherence to regulatory compliance upgrades, asbestos and other hazardous material remediation, and asset condition assessments. Finally, this program addresses physical accessibility issues such as lighting, signage, and public entranceways. Funding from the Province of Manitoba's Strategic Infrastructure Basket will be used to purchase and install a pool accessibility lift and the custom design and fabrication of a bariatric ladder at Elmwood - Kildonan pool.

Health/Life Safety/Emergency Systems Refurbishment/City-Wide Accessibility (continued):

Funding includes rebudgeted amounts totalling $1.997 million from previously approved capital programs / projects - see Appendix 4.

* N/A - No amounts have been included in the "Previous Budgets" due to this program's on-going nature.

Project Name: **Carlton Walkways**

Standing Policy Committee: Property and Development

Department: Municipal Accommodations
Service: Property Asset Management

Project: 0731003420
OurWinnipeg: Economic Prosperity

AUTHORIZATION	Previous Budgets	2023 Estimate	FORECAST 2024	2025	2026	2027	2028	Five-Year Forecast Total	Six-Year Total
Project Costs ($000's)	22	2,322	-	-	-	-	-	-	2,322
Financed by:									
Transfer from Prior Year Authorization		2,322						-	2,322

CASH FLOW	2023	2024	2025	2026	2027	2028	Beyond 2028	Total
Project Costs ($000's)	2,322	-	-	-	-	-	-	2,322
Financed by:								
Transfer from Prior Year Authorization	2,322							2,322

NET OPERATING IMPACT ($000's)	2023	2024	2025	2026	2027	2028
Operating costs						
Debt and finance charges						
Transfer to General Capital Fund						
Total Direct Costs	-	-	-	-	-	-
Less: Incremental Revenue/Recovery	75					
Net Cost/(Benefit)	(75)	-	-	-	-	-
Incremental Full Time Equivalent Positions	-	-	-	-	-	-

Class Estimate: 1

This funding is for 185 Carlton Street to 375 York Avenue (North & South Walkway) - Weather Protected Walkway Refurbishment. The two existing weather protected walkways over Carlton Street were constructed in 1974 in support of the development of the Winnipeg Convention Centre. The existing concrete cladding panels are in poor condition and exhibit varying degrees of cracking, delamination and spalling. The existing windows are original to the structure and have exceeded their intended service life. Emergency cladding stabilization was completed in 2016 in order to delay the need for full replacement of the cladding. Replacement of the cladding on the two weather protected walkways is now required to maintain the existing level of service.

Funding includes rebudgeted amounts totalling $2.322 million from the adopted 2020 capital project - see Appendix 4.

Project Name: **Portage and Main Intersection Improvements**

Standing Policy Committee: Property and Development

Department: Municipal Accommodations
Service: Property Asset Management

Project: 0731000523
OurWinnipeg: Economic Prosperity

AUTHORIZATION	Previous Budgets	2023 Estimate	FORECAST 2024	2025	2026	2027	2028	Five-Year Forecast Total	Six-Year Total
Project Costs ($000's)	N/A *	707	-	-	-	-	-	-	707
Financed by:									
Transfer from Prior Year Authorization		707						-	707

CASH FLOW	2023	2024	2025	2026	2027	2028	Beyond 2028	Total
Project Costs ($000's)	707	-	-	-	-	-	-	707
Financed by:								
Transfer from Prior Year Authorization	707							707

NET OPERATING IMPACT ($000's)	2023	2024	2025	2026	2027	2028
Operating costs						
Debt and finance charges						
Transfer to General Capital Fund						
Total Direct Costs	-	-	-	-	-	-
Less: Incremental Revenue/Recovery	23					
Net Cost/(Benefit)	(23)	-	-	-	-	-
Incremental Full Time Equivalent Positions	-	-	-	-	-	-

Class Estimate: Not applicable, as this is a program

This funding is for condition evaluation of all Concourse building infrastructure, for upgrades and repairs to extend the useful life of the Portage & Main Underground Concourse for approximately 5 to 10 years, for an Environmental Site Assessment to identify asbestos containing materials not included in the City's asbestos inventory and other hazardous materials that may be present in the Concourse. This funding is also to be used for a feasibility study to determine options and provide Class 3 cost estimates for aesthetic and functional upgrading of the entire Concourse to be consistent with upgrades proposed or already completed by the adjacent land owners, and the condition evaluation of all lifting devices (escalators and barrier free lifts) owned and maintained by the City.

Funding includes rebudgeted amounts totalling $707,000 from the adopted 2018 capital program - see Appendix 4.

* N/A - No amounts have been included in the "Previous Budgets" due to this program's on-going nature.

Project Name: **Strategic Facilities Master Plan**

Standing Policy Committee: Property and Development

Department: Municipal Accommodations
Service: Property Asset Management

Project: 0731000523
OurWinnipeg: Economic Prosperity

AUTHORIZATION	Previous Budgets	2023 Estimate	FORECAST 2024	2025	2026	2027	2028	Five-Year Forecast Total	Six-Year Total
Project Costs ($000's)	N/A *	334	-	-	-	-	-	-	334
Financed by:									
Transfer from Prior Year Authorization		334						-	334

CASH FLOW	2023	2024	2025	2026	2027	2028	Beyond 2028	Total
Project Costs ($000's)	334	-	-	-	-	-	-	334
Financed by:								
Transfer from Prior Year Authorization	334							334

NET OPERATING IMPACT ($000's)	2023	2024	2025	2026	2027	2028
Operating costs						
Debt and finance charges						
Transfer to General Capital Fund						
Total Direct Costs	-	-	-	-	-	-
Less: Incremental Revenue/Recovery	11					
Net Cost/(Benefit)	(11)	-	-	-	-	-
Incremental Full Time Equivalent Positions	-	-	-	-	-	-

Class Estimate: Not applicable, as this is a program

This funding is for continued phased progression of the Strategic Facility Master Plan; specifically, the completion of the on-going non-profit tenancy public outreach; overview of leading practices and development of strategic recommendations to help guide future planning and financial decisions (with additional guidance on how to approach facility planning, decision-making and prioritizing asset rationalization decisions); assessment of key assets in municipal portfolio that have the greatest utilization and usage optimization potential, such as the former Canada Post Tower building and other civic building assets.

Funding includes rebudgeted amounts totalling $334,000 from the adopted 2020 capital program - see Appendix 4.

* N/A - No amounts have been included in the "Previous Budgets" due to this program's on-going nature.

Project Name: **Corporate Records Centre**

Standing Policy Committee: Property and Development

Department: City Clerks
Project: 0400000922

Service: Heritage Conservation
OurWinnipeg: Leadership and Good Governance

AUTHORIZATION	Previous Budgets	2023 Estimate	FORECAST 2024	2025	2026	2027	2028	Five-Year Forecast Total	Six-Year Total
Project Costs ($000's)	100	-	-	-	-	200	-	200	200
Financed by:									
Cash to Capital						200		200	200

CASH FLOW	2023	2024	2025	2026	2027	2028	Beyond 2028	Total
Project Costs ($000's)	-	-	-	-	200	-	-	200
Financed by:								
Cash to Capital					200			200

NET OPERATING IMPACT ($000's)	2023	2024	2025	2026	2027	2028
Operating costs						
Debt and finance charges						
Transfer to General Capital Fund					200	
Total Direct Costs	-	-	-	-	200	-
Less: Incremental Revenue/Recovery					7	
Net Cost/(Benefit)	-	-	-	-	193	-
Incremental Full Time Equivalent Positions	-	-	-	-	-	-

Class Estimate: 3

The City Clerk's Department, Archives and Records Control Branch, supports records and information management City-wide, manages access and privacy responsibilities for the City, and operates the City of Winnipeg Archives and the Corporate Records Centre. The move to the new Corporate Records Centre at 1450 Mountain Avenue has enabled the branch to increase storage capacity for records scheduled for retention under the records management by-law, utilize specialized shelving solutions to better accommodate variable sized box transfers from departments, and realize operational efficiencies. Archival storage and public access/research services continue to be delivered out of a leased facility at 50 Myrtle.

Ongoing development of the Corporate Records Centre is essential to meet the City’s records management requirements. Cost-effective storage and inventory management services enable departments to better manage records in accordance with the Records Management By-law 86/2010 ("by-law"), regulatory requirements, and the administrative standard, resulting in an increase in routine transfers of records out of expensive operational space to the more cost-effective Corporate Records Centre.

This project will ensure that the Corporate Records Centre continues to meet demand for storage of records scheduled under the by-law. Costs will include installation of additional specialized shelving solutions and the purchase of equipment to manage the growing inventory to ensure that City records are protected as required by law, and can be accessed and retrieved in an effective manner.

A further capital project will be established at the five-year mark from this project. Development of the Corporate Records Centre supports the City's commitment to increased transparency and better response times to requests through access legislation.

CITY CLERKS - GENERAL CAPITAL FUND

Project Name: **Election Systems**

Standing Policy Committee: Executive Policy Committee

Department: City Clerks
Project: 0400000525

Service: Council Services
OurWinnipeg: Leadership and Good Governance

AUTHORIZATION	Previous Budgets	2023 Estimate	FORECAST 2024	2025	2026	2027	2028	Five-Year Forecast Total	Six-Year Total
Project Costs ($000's)	N/A *	-	-	100	200	-	-	300	300
Financed by:									
Cash to Capital				100	200			300	300

CASH FLOW	2023	2024	2025	2026	2027	2028	Beyond 2028	Total
Project Costs ($000's)	-	-	100	200	-	-	-	300
Financed by:								
Cash to Capital			100	200				300

NET OPERATING IMPACT ($000's)	2023	2024	2025	2026	2027	2028
Operating costs						
Debt and finance charges						
Transfer to General Capital Fund			100	200		
Total Direct Costs	-	-	100	200	-	-
Less: Incremental Revenue/Recovery			3	7		
Net Cost/(Benefit)	-	-	97	193	-	-
Incremental Full Time Equivalent Positions	-	-	-	-	-	-

Class Estimate: Not applicable, as this is a program

In accordance with the Department's statutory responsibility to compile a List of Electors and convene elections, every four years the department ensures the renewal of equipment and systems used in election processes.

As some of the systems are only used every four years, they require either extensive renovations or complete rewrites to allow them to function with changed systems, networks, and databases. Systems which need to be upgraded / revitalized for the 2026 election include the List of Electors system, Geographic Information System mapping, election night reporting systems and web sites, especially those utilizing the Internet for increased security and more effective communication with candidates, media, and the public.

* N/A - No amounts have been included in the "Previous Budgets" due to this program's on-going nature.

Project Name: **Audio / Video Equipment Replacement**

Standing Policy Committee: Executive Policy Committee

Department: City Clerks
Project: 0400001823

Service: Council Services
OurWinnipeg: Leadership and Good Governance

AUTHORIZATION	Previous Budgets	2023 Estimate	FORECAST 2024	2025	2026	2027	2028	Five-Year Forecast Total	Six-Year Total
Project Costs ($000's)	N/A *	100	-	-	-	100	150	250	350
Financed by:									
External Debt		100				100	150	250	350

CASH FLOW	2023	2024	2025	2026	2027	2028	Beyond 2028	Total
Project Costs ($000's)	100	-	-	-	100	150	-	350
Financed by:								
External Debt	100				100	150		350

NET OPERATING IMPACT ($000's)	2023	2024	2025	2026	2027	2028
Operating costs						
Debt and finance charges	11	22	22	22	33	49
Transfer to General Capital Fund						
Total Direct Costs	11	22	22	22	33	49
Less: Incremental Revenue/Recovery	3				3	5
Net Cost/(Benefit)	8	22	22	22	30	44
Incremental Full Time Equivalent Positions	-	-	-	-	-	-

Class Estimate: Not applicable, as this is a program

The City Clerk's Department provides live streaming, live television broadcast, recording and providing various audio / video capabilities in six separate meeting areas, including the Council Chamber. In 2020, in response to social distancing regulations put in place to mitigate the spread of COVID-19, the department also began to facilitate meetings of Council, Committees and the Board of Revision online via the Zoom platform in the Council Chamber, the Committee meeting rooms and the Board of Revision meeting rooms. These facilities are used for 300+ meetings of Council and its committees, and for up to 5,000 appeal hearings each year.

The equipment used to facilitate these meeting is used virtually every day. Equipment includes automated cameras, microphones, speakers, amplifiers, digital recorders, live streaming boxes, closed captioning converters, digital storage, and television broadcast stations. Much of the equipment currently used was purchased in 2017 and typically has a five-year life span, but is already showing its age as some temporary upgrades had to be made in 2020 to accommodate conducting meetings via Zoom. A more permanent solution will require additional upgrades to ensure the various feeds can be accessed by newer technology.

The department also undertakes over 200 protocol events annually including openings, announcements, and flag raisings, where audio and other pool sound, and other technology is required. Equipment used for protocol events including speakers, amplifiers, pool sound, etc. is often used outdoors and is required to be moved from event to event. As such, the equipment is subject to wear and tear and does require regular maintenance and replacement to ensure 100% operational ability and reliability.

* N/A - No amounts have been included in the "Previous Budgets" due to this program's on-going nature.

Project Name: **City of Winnipeg Archives - The Winnipeg 150 Legacy Project**

Standing Policy Committee: Property and Development

Department: City Clerks
Project: 0704000123

Service: Heritage Conservation
OurWinnipeg: Leadership and Good Governance

AUTHORIZATION	Previous Budgets	2023 Estimate	FORECAST 2024	2025	2026	2027	2028	Five-Year Forecast Total	Six-Year Total
Project Costs ($000's)	-	543	12,147	-	-	-	-	12,147	12,690
Financed by:									
Province of Manitoba Strategic Infrastructure Funding		543						-	543
External Debt			12,147					12,147	12,147

CASH FLOW	2023	2024	2025	2026	2027	2028	Beyond 2028	Total
Project Costs ($000's)	543	12,147	-	-	-	-	-	12,690
Financed by:								
Province of Manitoba Strategic Infrastructure Funding	543							543
External Debt		12,147						12,147

NET OPERATING IMPACT ($000's)	2023	2024	2025	2026	2027	2028
Operating costs						
Debt and finance charges		508	824	824	824	824
Transfer to General Capital Fund						
Total Direct Costs	-	508	824	824	824	824
Less: Incremental Revenue/Recovery	7	343				
Net Cost/(Benefit)	(7)	165	824	824	824	824
Incremental Full Time Equivalent Positions	-	-	-	-	-	-

Class Estimate: 4

Renovations at 380 William Avenue will create a space that meets the programming needs of today's City of Winnipeg Archives, including the legislated and fiduciary requirements for the long-term storage and preservation of archival records.

The scope of work will include creating a new climate-controlled vault; renovating existing areas to create multi-purpose space, offices and meeting areas, as well as citizen focused research and workshop areas; improved shipping/receiving functions; numerous Building Code / Life Safety upgrades including the addition of new sprinklers throughout the facility and mechanical and electrical upgrades.

The renovations will enable the framework outlined in “A Reconciliation Framework for Canadian Archives”, allowing the City to advance reconciliation efforts through governance, operations and organizational culture changes including fair representation, professional practice and relationship building.

Funds in 2023 are to advance the design and update the construction class to Class 3 prior to construction in 2024.

The Department is expected to seek out any available 3rd party funding for this project. If any funding application is successful, the project budget should be adjusted accordingly subject to Council approval. Project construction will not proceed until a class 3 estimate is obtained. This project will be managed by Municipal Accommodations.

Project Name: **Innovation Program (formerly Innovation Strategy)**

Standing Policy Committee: Executive Policy Committee

Department: Innovation & Technology
Project: 3459000124

Service: Innovation, Transformation and Technology
OurWinnipeg: Leadership and Good Governance

AUTHORIZATION	Previous Budgets	2023 Estimate	FORECAST 2024	2025	2026	2027	2028	Five-Year Forecast Total	Six-Year Total
Project Costs ($000's)	N/A *	-	258	-	-	-	-	258	258
Financed by:									
Transfer from Prior Year Authorization			258					258	258

CASH FLOW	2023	2024	2025	2026	2027	2028	Beyond 2028	Total
Project Costs ($000's)	-	258	-	-	-	-	-	258
Financed by:								
Transfer from Prior Year Authorization		258						258

NET OPERATING IMPACT ($000's)	2023	2024	2025	2026	2027	2028
Operating costs						
Debt and finance charges						
Transfer to General Capital Fund						
Total Direct Costs	-	-	-	-	-	-
Less: Incremental Revenue/Recovery		8				
Net Cost/(Benefit)	-	(8)	-	-	-	-
Incremental Full Time Equivalent Positions	-	-	-	-	-	-

Class Estimate: Not applicable, as this is a program

The Innovation Program will enable the City to create innovative ideas, utilize innovative technologies and approaches to improve existing systems, tools, and processes to primarily reduce costs or increase revenue, improve service levels, and add new capabilities. This will enable the Director of Innovation & Technology to fulfill the mandate of driving innovation for the City of Winnipeg to be smarter, more efficient, and more effective in meeting the needs of a growing city.

Winnipeg currently operates below optimum service levels in many areas. Adequate resource levels are often cited for the gap between what should be delivered and what is delivered for both external, citizen centric services as well as internal, administrative services. Prior to 2019, consideration of innovation to explore alternative technologies, ideas, processes and build new capabilities to bridge the gap has been limited. Winnipeg is filling its resourcing gap with innovation capability and outcomes that offer a return on investment.

Projects within the Innovation Program will be selected and delivered to build and reinforce a culture of innovation and provide the City with tangible outcomes. Transforming how services are delivered, or changing the service levels that a service can provide will be the focus. These projects will be delivered with a balanced approach that blends Innovation Engineering methods with the City's project management principles. Projects undertaken as part of the Innovation Program will produce expected benefits of operational efficiency gains, cost avoidance, citizen impact, revenue increase and cost decreases.

Innovation Program (continued):

The portfolio of innovation investments may include, but not be limited to:

• Innovation Technology Pilots will encompass pilot and trial projects that focus on the applications of novel technologies or novel applications of commodity technologies to business problems with an emphasis on identifying small projects that answer questions and test hypotheses to better inform future incrementally larger trials.

• Innovation Business Process Enhancement will look at the application of business modelling techniques to existing business processes that are currently a significant bottleneck or hindrance. This will focus less on technology and more on addressing the human and organizational business process elements and how those can be optimized for cost savings through appropriate analysis and application of Innovation Engineering methodology.

• Innovation Prototyping represents a collection of small projects aimed at testing concepts in a fail-fast-fail-cheap mindset. If efficiency gains are proven, they will often be the precursor to projects started in the other areas. These small initiatives will aim to gather information about the viability of an idea, technology, or approach in order to ensure that follow-up project decisions are made with demonstrated value.

The 2024 program may include a maximum of 2 temporary capital funded full-time equivalents.

The program budget is available for the Director of Innovation & Technology to make allocations to projects as deemed necessary. Executive Policy Committee is updated on the progress of this program annually.

Funding includes rebudgeted amounts totalling $258,000 from the previously approved capital program - see Appendix 4.

* N/A - No amounts have been included in the "Previous Budgets" due to this program's on-going nature.

Project Name: **Data Centre Sustainment**

Standing Policy Committee: Executive Policy Committee

Department: Innovation & Technology
Project: 3402500123

Service: Innovation, Transformation and Technology
OurWinnipeg: Leadership and Good Governance

AUTHORIZATION	Previous Budgets	2023 Estimate	FORECAST 2024	2025	2026	2027	2028	Five-Year Forecast Total	Six-Year Total
Project Costs ($000's)	N/A *	1,271	-	-	-	-	-	-	1,271
Financed by:									
External Debt		1,271						-	1,271

CASH FLOW	2023	2024	2025	2026	2027	2028	Beyond 2028	Total
Project Costs ($000's)	690	581	-	-	-	-	-	1,271
Financed by:								
External Debt	690	581						1,271

NET OPERATING IMPACT ($000's)	2023	2024	2025	2026	2027	2028
Operating costs						
Debt and finance charges	75	217	282	282	282	195
Transfer to General Capital Fund						
Total Direct Costs	75	217	282	282	282	195
Less: Incremental Revenue/Recovery	22	19				
Net Cost/(Benefit)	53	198	282	282	282	195
Incremental Full Time Equivalent Positions	-	-	-	-	-	-

Class Estimate: Not applicable, as this is a program

The City runs its on-premise information technology infrastructure in two data centres that address the business requirements of a wide variety of critical business functions (311, PeopleSoft, Property Assessment, Taxation, Permitting, Parking Enforcement, Public Facing Internet, etc.). The data centre infrastructure has a finite lifespan and needs to be replaced (evergreened) on a periodic basis to ensure its continued operation and support of the business functions. There are also requirements to expand the capacity of this infrastructure to support the growing requirements of the organization.

As more business functions migrate to the cloud, there is less requirement for on-premise data centres and they become less financially viable compared to contracting for external data centre services. External data centre services can also provide a higher level of resiliency to support the critical business functions of the City compared to what can be achieved affordably on-premise. This program will migrate the current on-premise workload to an externally supported data centre and to the Cloud, with current data centres retired by 2026. The program will also sustain the external data centre subscription charges until they are established within approved operating budgets.

This program may include 3 temporary capital funded full-time equivalent.

* N/A - No amounts have been included in the "Previous Budgets" due to this program's on-going nature.

Project Name: **Network Products Evergreen**

Standing Policy Committee: Executive Policy Committee

Department: Innovation & Technology
Project: 3401200023

Service: Innovation, Transformation and Technology
OurWinnipeg: Leadership and Good Governance

AUTHORIZATION	Previous Budgets	2023 Estimate	FORECAST 2024	2025	2026	2027	2028	Five-Year Forecast Total	Six-Year Total
Project Costs ($000's)	N/A *	136	887	1,601	648	1,166	1,248	5,550	5,686
Financed by:									
Cash to Capital			506	720	648	1,166	1,248	4,288	4,288
External Debt			381					381	381
Transfer from Prior Year Authorization		136		881				881	1,017

CASH FLOW	2023	2024	2025	2026	2027	2028	Beyond 2028	Total
Project Costs ($000's)	136	887	1,601	648	1,166	1,248	-	5,686
Financed by:								
Cash to Capital		506	720	648	1,166	1,248		4,288
External Debt		381						381
Transfer from Prior Year Authorization	136		881					1,017

NET OPERATING IMPACT ($000's)	2023	2024	2025	2026	2027	2028
Operating costs						
Debt and finance charges						
Transfer to General Capital Fund		506	720	648	1,166	1,248
Total Direct Costs	-	506	720	648	1,166	1,248
Less: Incremental Revenue/Recovery	4	29	52	21	38	41
Net Cost/(Benefit)	(4)	477	668	627	1,128	1,207
Incremental Full Time Equivalent Positions	-	-	-	-	-	-

Class Estimate: Not applicable, as this is a program

Network Products Evergreen is the implementation and enhancement of the backbone network infrastructure which connects the computers in civic departments. This is a high speed infrastructure to enable the sharing and distribution of corporate information across departments in support of organizational business requirements.

Funding includes rebudgeted amounts totalling $1.017 million from the previously approved capital program - see Appendix 4.

* N/A - No amounts have been included in the "Previous Budgets" due to this program's on-going nature.

Project Name: **Printing Graphics & Mail Services Asset Renewal**

Standing Policy Committee: Executive Policy Committee

Department: Innovation & Technology
Project: 3458400023

Service: Innovation, Transformation and Technology
OurWinnipeg: Leadership and Good Governance

AUTHORIZATION	Previous Budgets	2023 Estimate	FORECAST 2024	2025	2026	2027	2028	Five-Year Forecast Total	Six-Year Total
Project Costs ($000's)	548	160	-	-	258	-	-	258	418
Financed by:									
Cash to Capital					258			258	258
Transfer from Prior Year Authorization		160						-	160

CASH FLOW	2023	2024	2025	2026	2027	2028	Beyond 2028	Total
Project Costs ($000's)	160	-	-	258	-	-	-	418
Financed by:								
Cash to Capital				258				258
Transfer from Prior Year Authorization	160							160

NET OPERATING IMPACT ($000's)	2023	2024	2025	2026	2027	2028
Operating costs						
Debt and finance charges						
Transfer to General Capital Fund				258		
Total Direct Costs	-	-	-	258	-	-
Less: Incremental Revenue/Recovery				8		
Net Cost/(Benefit)	-	-	-	250	-	-
Incremental Full Time Equivalent Positions	-	-	-	-	-	-

Class Estimate: 3

Replacement (evergreening) of essential printing graphics and mail services assets to ensure reliable production of critical revenue-generating print and mail streams, and to reduce the risks associated with unacceptable quality, delayed deliveries, and limited production capabilities.

Funding in 2023 includes a rebudgeted amount of $160,000 from the previously approved capital program - See Appendix 4

Project Name: **Microsoft Development Network Software Renewal**

Standing Policy Committee: Executive Policy Committee

Department: Innovation & Technology
Project: 3458200025

Service: Innovation, Transformation and Technology
OurWinnipeg: Leadership and Good Governance

AUTHORIZATION	Previous Budgets	2023 Estimate	FORECAST 2024	2025	2026	2027	2028	Five-Year Forecast Total	Six-Year Total
Project Costs ($000's)	N/A *	-	-	308	-	-	-	308	308
Financed by:									
Cash to Capital				55				55	55
Transfer from Prior Year Authorization				253				253	253

CASH FLOW	2023	2024	2025	2026	2027	2028	Beyond 2028	Total
Project Costs ($000's)	-	-	308	-	-	-	-	308
Financed by:								
Cash to Capital			55					55
Transfer from Prior Year Authorization			253					253

NET OPERATING IMPACT ($000's)	2023	2024	2025	2026	2027	2028
Operating costs						
Debt and finance charges						
Transfer to General Capital Fund			55			
Total Direct Costs	-	-	55	-	-	-
Less: Incremental Revenue/Recovery			10			
Net Cost/(Benefit)	-	-	45	-	-	-
Incremental Full Time Equivalent Positions	-	-	-	-	-	-

Class Estimate: Not applicable, as this is a program

Microsoft Developer Network (MSDN) software is required for the development, testing, deployment and support of business applications used across the City. Without renewal of the MSDN software, the business applications will not be sustainable and the business services that depend on the applications (e.g. Finance, Human Resource Services, 311. etc.) will be impacted.

Funding includes rebudgeted amounts totalling $253,000 from the previously approved capital program - see Appendix 4.

* N/A - No amounts have been included in the "Previous Budgets" due to this program's on-going nature.

Project Name: **Intake Program**

Standing Policy Committee: Executive Policy Committee

Department: Innovation & Technology
Project: 3458500023

Service: Innovation, Transformation and Technology
OurWinnipeg: Leadership and Good Governance

AUTHORIZATION	Previous Budgets	2023 Estimate	FORECAST 2024	2025	2026	2027	2028	Five-Year Forecast Total	Six-Year Total
Project Costs ($000's)	N/A *	821	-	-	-	-	-	-	821
Financed by:									
Province of Manitoba Strategic Infrastructure Funding		145						-	145
External Debt		75						-	75
Transfer from Prior Year Authorization		601						-	601

CASH FLOW	2023	2024	2025	2026	2027	2028	Beyond 2028	Total
Project Costs ($000's)	821	-	-	-	-	-	-	821
Financed by:								
Province of Manitoba Strategic Infrastructure Funding	145							145
External Debt	75							75
Transfer from Prior Year Authorization	601							601

NET OPERATING IMPACT ($000's)	2023	2024	2025	2026	2027	2028
Operating costs		318	484	657	835	1,021
Debt and finance charges	8	17	17	17	17	7
Transfer to General Capital Fund						
Total Direct Costs	8	335	501	674	852	1,028
Less: Incremental Revenue/Recovery	27					
Net Cost/(Benefit)	(19)	335	501	674	852	1,028
Incremental Full Time Equivalent Positions	-	-	-	-	-	-

Class Estimate: Not applicable, as this is a program

Organizational Support Services depend on modern industry technologies for the delivery of their City-wide supports. As business needs continue to grow and change, so does the need for enhancement to existing systems, or entirely new systems to support these changes.

The Intake Program will provide a way for initiatives, which have been estimated to cost under $100,000, to secure capital funding. This ability will improve the digital dexterity of the organization and better position the City of Winnipeg for a sustainable future. Projects within the program will be prioritized based on highest positive citizen impact, business value, return on investment projection, and cross organizational use.

Funding of $254,000 in 2023 will be used to fund an Investment Planning Automation to assist with asset management within the City.

Operating costs are for support and maintenance. These amounts have not yet been reviewed by Council and are subject to change during future budget processes.

This program may include 1 temporary capital funded full-time equivalent.

Funding includes rebudgeted amounts totalling $601,000 from the previously approved capital program - see Appendix 4.

* N/A - No amounts have been included in the "Previous Budgets" due to this program's on-going nature.

Project Name: **Server-Storage Evergreen**

Standing Policy Committee: Executive Policy Committee

Department: Innovation & Technology
Project: 3402500224

Service: Innovation, Transformation and Technology
OurWinnipeg: Leadership and Good Governance

AUTHORIZATION	Previous Budgets	2023 Estimate	FORECAST 2024	2025	2026	2027	2028	Five-Year Forecast Total	Six-Year Total
Project Costs ($000's)	N/A *	-	785	918	941	602	176	3,422	3,422
Financed by:									
Cash to Capital			406	406	364	124	42	1,342	1,342
Transfer from Prior Year Authorization			379	512	577	478	134	2,080	2,080

CASH FLOW	2023	2024	2025	2026	2027	2028	Beyond 2028	Total
Project Costs ($000's)	-	785	918	941	602	176	-	3,422
Financed by:								
Cash to Capital		406	406	364	124	42		1,342
Transfer from Prior Year Authorization		379	512	577	478	134		2,080

NET OPERATING IMPACT ($000's)	2023	2024	2025	2026	2027	2028
Operating costs						1,236
Debt and finance charges						
Transfer to General Capital Fund		406	406	364	124	42
Total Direct Costs	-	406	406	364	124	1,278
Less: Incremental Revenue/Recovery		26	30	31	20	6
Net Cost/(Benefit)	-	380	376	333	104	1,272
Incremental Full Time Equivalent Positions	-	-	-	-	-	-

Class Estimate: Not applicable, as this is a program

The City utilizes enterprise servers, enterprise storage and systems software infrastructure to address the computing requirements of a wide variety of critical business functions (311, PeopleSoft, Property Assessment, Taxation, Permitting, Parking Enforcement, Public Facing Internet, etc.). This infrastructure has a finite lifespan and needs to be replaced (evergreened) on a periodic basis to ensure its continued operation and support of the business functions. There are also requirements to expand the capacity of this infrastructure to support the growing requirements of the organization.

The City has established a cloud migration roadmap for all business systems which has them all utilizing the cloud by 2028. This program will perform the minimal evergreening of on-premise infrastructure and establishment of required cloud computing environments to achieve the migration roadmap. The program will also sustain the cloud subscription charges for required cloud infrastructure until they are established within approved operating budgets.

This program may include a maximum of 5 temporary capital funded full-time equivalent.

Funding includes rebudgeted amounts totalling $2,080,000 from the previously approved capital program - see Appendix 4.

* N/A - No amounts have been included in the "Previous Budgets" due to this program's on-going nature.

Project Name: **Geographic Information System Aerial Imagery Renewal Program**

Standing Policy Committee: Executive Policy Committee

Department: Innovation & Technology
Project: 3458100023

Service: Innovation, Transformation and Technology
OurWinnipeg: Leadership and Good Governance

AUTHORIZATION	Previous Budgets	2023 Estimate	FORECAST 2024	2025	2026	2027	2028	Five-Year Forecast Total	Six-Year Total
Project Costs ($000's)	N/A *	219	-	-	-	-	-	-	219
Financed by:									
Transfer from Prior Year Authorization		219						-	219

CASH FLOW	2023	2024	2025	2026	2027	2028	Beyond 2028	Total
Project Costs ($000's)	219	-	-	-	-	-	-	219
Financed by:								
Transfer from Prior Year Authorization	219							219

NET OPERATING IMPACT ($000's)	2023	2024	2025	2026	2027	2028
Operating costs						
Debt and finance charges						
Transfer to General Capital Fund						
Total Direct Costs	-	-	-	-	-	-
Less: Incremental Revenue/Recovery	7					
Net Cost/(Benefit)	(7)	-	-	-	-	-
Incremental Full Time Equivalent Positions	-	-	-	-	-	-

Class Estimate: Not applicable, as this is a program

Departmental business processes within the City depend on new ortho and oblique imagery delivered every four years; 2021 and 2025. The imagery data is the shared common background to promote data sharing and support business processes.

Funding includes rebudgeted amounts totalling $219,000 from the previously approved capital program - see Appendix 4.

* N/A - No amounts have been included in the "Previous Budgets" due to this program's on-going nature.

Project Name: **Desktop Office Suite**

Standing Policy Committee: Executive Policy Committee

Department: Innovation & Technology
Project: 3461000023

Service: Innovation, Transformation and Technology
OurWinnipeg: Leadership and Good Governance

AUTHORIZATION	Previous Budgets	2023 Estimate	FORECAST 2024	2025	2026	2027	2028	Five-Year Forecast Total	Six-Year Total
Project Costs ($000's)	2,308	371	-	-	-	-	-	-	371
Financed by:									
Transfer from Prior Year Authorization		371						-	371

CASH FLOW	2023	2024	2025	2026	2027	2028	Beyond 2028	Total
Project Costs ($000's)	371	-	-	-	-	-	-	371
Financed by:								
Transfer from Prior Year Authorization	371							371

NET OPERATING IMPACT ($000's)	2023	2024	2025	2026	2027	2028
Operating costs						
Debt and finance charges						
Transfer to General Capital Fund						
Total Direct Costs	-	-	-	-	-	-
Less: Incremental Revenue/Recovery	12					
Net Cost/(Benefit)	(12)	-	-	-	-	-
Incremental Full Time Equivalent Positions	-	-	-	-	-	-

Class Estimate: 3

Upgrade Microsoft Office Productivity Software to a supported version so critical security updates are received from Microsoft. Without security updates, the software cannot be used due to the organizational risk of security attacks to the rest of the City computing environment. Continued upgrading of Microsoft Office Productivity Software to avoid loss of use of Microsoft Office and widespread business impact.

Upgrade to be achieved by transitioning from purchasing Microsoft Office Productivity Software to subscribing for the required functionality through Microsoft Office 365.

Funding includes rebudgeted amounts totalling $371,000 from the previously approved capital program - see Appendix 4.

This project may include 2 temporary capital funded full-time equivalent.

Project Name: **Citizen Portal**

Standing Policy Committee: Executive Policy Committee

Department: Innovation & Technology
Project: 3400000123

Service: Innovation, Transformation and Technology
OurWinnipeg: City Building

AUTHORIZATION	Previous Budgets	2023 Estimate	FORECAST 2024	2025	2026	2027	2028	Five-Year Forecast Total	Six-Year Total
Project Costs ($000's)	N/A *	2,000	300	300	300	-	-	900	2,900
Financed by:									
Cash to Capital			300	300	300			900	900
General Purpose Reserve		1,000						-	1,000
Transfer from Prior Year Authorization		1,000						-	1,000

CASH FLOW	2023	2024	2025	2026	2027	2028	Beyond 2028	Total
Project Costs ($000's)	2,000	300	300	300	-	-	-	2,900
Financed by:								
Cash to Capital		300	300	300				900
General Purpose Reserve	1,000							1,000
Transfer from Prior Year Authorization	1,000							1,000

NET OPERATING IMPACT ($000's)	2023	2024	2025	2026	2027	2028
Operating costs						
Debt and finance charges						
Transfer to General Capital Fund		300	300	300		
Total Direct Costs	-	300	300	300	-	-
Less: Incremental Revenue/Recovery	65	10	10	10		
Net Cost/(Benefit)	(65)	290	290	290	-	-
Incremental Full Time Equivalent Positions	-	-	-	-	-	-

Class Estimate: Not applicable, as this is a program

Implementation of a Citizen Portal to reduce 311 calls, improve citizen visibility into the progress of their requests, enable taxpayers to complete and submit forms online such as for TIPP (Tax Instalment Payment Plan) registration (thereby eliminating manual rekeying of data), and gradual replacement of Assessment and Taxation mailouts, with email notification. The project will also create a single portal that can be used for all City of Winnipeg online forms for citizen services and can integrate to existing applications and generate workflow, thereby reducing the need for custom development and improving the public perception of City of Winnipeg efficiency and effectiveness.

Funding includes rebudgeted amounts totalling $1.0 million from the adopted 2018, 2019 and 2020 Innovation Program - see Appendix 4.

* N/A - No amounts have been included in the "Previous Budgets" due to this program's on-going nature.

Return to Table of Contents

Project Name: **311 Renewal**

Standing Policy Committee: Executive Policy Committee

Department: Customer Service and Communications

Service: Contact Centre - 311

Project: 3700000123

OurWinnipeg: Leadership and Good Governance

AUTHORIZATION	Previous Budgets	2023 Estimate	FORECAST 2024	2025	2026	2027	2028	Five-Year Forecast Total	Six-Year Total
Project Costs ($000's)	N/A *	277	315	145	107	223	-	790	1,067
Financed by:									
Cash to Capital		177			107	104		211	388
External Debt		100	315	145		119		579	679

CASH FLOW	2023	2024	2025	2026	2027	2028	Beyond 2028	Total
Project Costs ($000's)	277	315	145	107	223	-	-	1,067
Financed by:								
Cash to Capital	177			107	104			388
External Debt	100	315	145		119			679

NET OPERATING IMPACT ($000's)	2023	2024	2025	2026	2027	2028
Operating costs						
Debt and finance charges	11	57	108	125	138	140
Transfer to General Capital Fund	177			107	104	
Total Direct Costs	188	57	108	232	242	140
Less: Incremental Revenue/Recovery	9	10	5	3	7	
Net Cost/(Benefit)	179	47	103	229	235	140
Incremental Full Time Equivalent Positions	-	-	-	-	-	-

Class Estimate: Not applicable, as this is a program

The City is committed to renewing its Call Center application investments on an ongoing basis to take advantage of new functionality and remain current with suppliers' support. Additional funding is required to upgrade software solutions responsible for supporting the 311 Call Centre.

311 Renewal Project is a regular investment in the application and technology required for 311 Contact Centre. This investment ensures 311 is able to take advantage of new functionality and remain up to date in the support applications.

This project may include a maximum of one (1) temporary capital funded full-time equivalent.

* N/A - No amounts have been included in the "Previous Budgets" due to this program's on-going nature.

Project Name: **Assessment Automation**

Standing Policy Committee: Finance and Economic Development

Department: Assessment and Taxation

Service: Assessment, Taxation and Corporate

Project: 1400000124

OurWinnipeg: Leadership and Good Governance

AUTHORIZATION	Previous Budgets	2023 Estimate	FORECAST 2024	2025	2026	2027	2028	Five-Year Forecast Total	Six-Year Total
Project Costs ($000's)	N/A *	-	250	312	350	245	300	1,457	1,457
Financed by:									
Cash to Capital			250	312	350	245	300	1,457	1,457

CASH FLOW	2023	2024	2025	2026	2027	2028	Beyond 2028	Total
Project Costs ($000's)	-	250	312	350	245	300	-	1,457
Financed by:								
Cash to Capital		250	312	350	245	300		1,457

NET OPERATING IMPACT ($000's)	2023	2024	2025	2026	2027	2028
Operating costs						
Debt and finance charges						
Transfer to General Capital Fund		250	312	350	245	300
Total Direct Costs	-	250	312	350	245	300
Less: Incremental Revenue/Recovery		8	10	11	8	10
Net Cost/(Benefit)	-	242	302	339	237	290
Incremental Full Time Equivalent Positions	-	-	-	-	-	-

Class Estimate: Not applicable, as this is a program

The funding is for system upgrades and rehabilitation to key assessment and taxation systems that interface with the two main Computer Aided Mass Appraisal and Manta systems. There are approximately 40 subsystems that interface directly to these systems and funding is required to ensure that they continue to work effectively and efficiently with upgraded platforms and operating systems.

The initiatives in this program may include a maximum of 3 temporary, capital funded full-time equivalent positions in 2024 and future years.

* N/A - No amounts have been included in the "Previous Budgets" due to this program's on-going nature.

Project Name: **Computer Aided Mass Appraisal (CAMA) System Detailed Analysis and Implementation**

Standing Policy Committee: Finance and Economic Development

Department: Assessment and Taxation
Service: Assessment, Taxation and Corporate
Project: 1400000223
OurWinnipeg: Leadership and Good Governance

AUTHORIZATION	Previous Budgets	2023 Estimate	FORECAST 2024	2025	2026	2027	2028	Five-Year Forecast Total	Six-Year Total
Project Costs ($000's)	-	2,831	7,929	-	-	-	-	7,929	10,760
Financed by:									
External Debt		2,831	7,929					7,929	10,760

CASH FLOW	2023	2024	2025	2026	2027	2028	Beyond 2028	Total
Project Costs ($000's)	2,831	7,929	-	-	-	-	-	10,760
Financed by:								
External Debt	2,831	7,929						10,760

NET OPERATING IMPACT ($000's)	2023	2024	2025	2026	2027	2028
Operating costs						23
Debt and finance charges	125	616	987	987	987	987
Transfer to General Capital Fund						
Total Direct Costs	125	616	987	987	987	1,010
Less: Incremental Revenue/Recovery	92	258				
Net Cost/(Benefit)	33	358	987	987	987	1,010
Incremental Full Time Equivalent Positions	-	-	-	-	-	-

Class Estimate: See table below

	2023	2024	2025	2026	2027	2028
Class Estimate	**3/5**	**5**				
Authorization ($000's)						
Preliminary Design	800					
Detailed Design & Construction	2,031	7,929				

Computer Aided Mass Appraisal System (CAMA) is an automated system used by the Assessment and Taxation Department for maintaining property data and valuing all real and business properties within the City of Winnipeg for the purpose of ensuring equitable taxation.

The City of Winnipeg has a legal obligation to create and deliver an annual assessment roll to the City Clerks Department. The legislation further requires that the Assessment and Taxation Department revalue all property through general assessments every 2 years. Updates to ownership records, property characteristics and new value are added to the roll on an ongoing basis.

A replacement system is required to ensure vendor support, system security, compatibility with vendor underpinning technologies, and flexibility to adapt to legislative changes to ensure mass appraisal can be calculated accurately and in a timely manner.

Preliminary design will develop the detailed requirements of the system as well as write the Request for Proposal for the system replacement. Detailed design and construction will implement the replacement system. Implementation will not begin until a class 3 estimate is obtained.

Consultation work of $700,000 was previously funded by the Assessment Automation capital budgets from 2019-2022.

This project may include a maximum of 7 temporary, capital funded full-time equivalent positions in 2023 and future years.

Operating costs in 2028 are for increases in vendor costs. This amount has not been reviewed by Council and is subject to change during future budget processes.

Project Name: **Local Improvements - Ongoing Program**

Standing Policy Committee: Public Works

Department: Assessment and Taxation
Service: Roadway Construction and Maintenance

Project: 1420000123
OurWinnipeg: City Building

AUTHORIZATION	Previous Budgets	2023 Estimate	FORECAST 2024	2025	2026	2027	2028	Five-Year Forecast Total	Six-Year Total
Project Costs ($000's)	N/A *	480	147	100	250	215	500	1,212	1,692
Financed by:									
Cash to Capital				100	50	43	100	293	293
External Debt		480	147		200	172	400	919	1,399

CASH FLOW	2023	2024	2025	2026	2027	2028	Beyond 2028	Total
Project Costs ($000's)	480	147	100	250	215	500	-	1,692
Financed by:								
Cash to Capital			100	50	43	100		293
External Debt	480	147		200	172	400		1,399

NET OPERATING IMPACT ($000's)	2023	2024	2025	2026	2027	2028
Operating costs						
Debt and finance charges	29	67	76	89	112	148
Transfer to General Capital Fund			100	50	43	100
Total Direct Costs	29	67	176	139	155	248
Less: Incremental Revenue/Recovery	16	5	3	8	7	16
Net Cost/(Benefit)	13	62	173	131	148	232
Incremental Full Time Equivalent Positions	-	-	-	-	-	-

Class Estimate: Not applicable, as this is a program

Local Improvement capital projects are those which are financed partly by a direct levy on the properties benefited. The program is governed by Local Improvements By-law No. 98/72 and is subject to advertising and subsequent approval by the majority of ratepayers involved. The types of expenditure generally falling within this category are: paving of local streets and lanes; sidewalk and boulevard construction; installation of new watermains and sewers; ornamental street lighting and lane lighting.

* N/A - No amounts have been included in the "Previous Budgets" due to this program's on-going nature.

Return to Table of Contents

Project Name: **Transit Information Technology Program**

Standing Policy Committee: Public Works

Department: Transit
Project: 4230030123

Service: Public Transit
OurWinnipeg: City Building

AUTHORIZATION	Previous Budgets	2023 Estimate	FORECAST 2024	2025	2026	2027	2028	Five-Year Forecast Total	Six-Year Total
Project Costs ($000's)	N/A *	500	325	325	500	500	700	2,350	2,850
Financed by:									
Cash to Capital			325	325	500	500	700	2,350	2,350
External Debt		500						-	500

CASH FLOW	2023	2024	2025	2026	2027	2028	Beyond 2028	Total
Project Costs ($000's)	500	325	325	500	500	700	-	2,850
Financed by:								
Cash to Capital		325	325	500	500	700		2,350
External Debt	500							500

NET OPERATING IMPACT ($000's)	2023	2024	2025	2026	2027	2028
Operating costs						
Debt and finance charges	55	111	111	111	111	48
Transfer to General Capital Fund		325	325	500	500	700
Total Direct Costs	55	436	436	611	611	748
Less: Incremental Revenue/Recovery	16	11	11	16	16	23
Net Cost/(Benefit)	39	425	425	595	595	725
Incremental Full Time Equivalent Positions	-	-	-	-	-	-

Class Estimate: Not applicable, as this is a program

The Transit Information Technology Program mainly provides technology upgrades to systems that support interaction between Transit operations and the public for improved technology throughout the department.

Transit also uses this program to implement innovative practices throughout the department to improve efficiency. Equipment related to achieving this innovation may be funded through this program.

Includes 2 Analyst Programmer full-time equivalent (FTE) positions for ongoing technology upgrades and 3 FTEs related to the redevelopment of Transit's Maintenance Management Information System (MMIS) including 1 Project Coordinator, 1 Information Specialist, and 1 Analyst Programmer.

* N/A - No amounts have been included in the "Previous Budgets" due to this program's on-going nature.

Project Name: **Transit Building Replacement / Refurbishment**

Standing Policy Committee: Public Works

Department: Transit
Project: 4210010123

Service: Public Transit
OurWinnipeg: City Building

AUTHORIZATION	Previous Budgets	2023 Estimate	FORECAST 2024	2025	2026	2027	2028	Five-Year Forecast Total	Six-Year Total
Project Costs ($000's)	N/A *	2,672	1,736	688	4,340	600	1,000	8,364	11,036
Financed by:									
Cash to Capital			301	277	226	600	1,000	2,404	2,404
Canada Community-Building Fund		2,472	1,435	411	3,355			5,201	7,673
Retained Earnings		200						-	200
External Debt					759			759	759

CASH FLOW	2023	2024	2025	2026	2027	2028	Beyond 2028	Total
Project Costs ($000's)	2,672	1,736	688	4,340	600	1,000	-	11,036
Financed by:								
Cash to Capital		301	277	226	600	1,000		2,404
Canada Community-Building Fund	2,472	1,435	411	3,355				7,673
Retained Earnings	200							200
External Debt				759				759

NET OPERATING IMPACT ($000's)	2023	2024	2025	2026	2027	2028
Operating costs						
Debt and finance charges				36	59	59
Transfer to General Capital Fund		301	277	226	600	1,000
Total Direct Costs	-	301	277	262	659	1,059
Less: Incremental Revenue/Recovery	37	28	15	74	20	33
Net Cost/(Benefit)	(37)	273	262	188	639	1,026
Incremental Full Time Equivalent Positions	-	-	-	-	-	-

Class Estimate: Not applicable, as this is a program

Surplus funds will automatically be transferred to the following year's Transit Building Replacement/Refurbishment program budget.

Transit's operations are housed at three primary locations - The Fort Rouge complex, North Main garage, and Brandon garage. The Fort Rouge and North Main facilities are approximately 40 and 80 years old, respectively, and are operating at capacity. The department funds the repair and maintenance of its infrastructure mainly through the operating budget; however, many of the structural, mechanical and electrical systems in the existing infrastructure are past their design and economic lives and capital funding is required to bring the infrastructure up to acceptable standards.

This multi-year capital program addresses the need for both larger and smaller scale projects within Transit's existing facilities, stops and stations. These projects are mainly required due to the age and condition of the assets. Projects may include, but are not limited to domestic water line replacement, fire alarm system upgrades, tunnel water proofing, and emergency lighting upgrades.

Includes 2 temporary capital funded full-time equivalent Project Coordinator/Manager positions.

* N/A - No amounts have been included in the "Previous Budgets" due to this program's on-going nature.

Project Name: **Transit Roof Replacement and Ventilation Upgrade**

Standing Policy Committee: Public Works

Department: Transit
Project: 4210010223

Service: Public Transit
OurWinnipeg: City Building

AUTHORIZATION	Previous Budgets	2023 Estimate	FORECAST 2024	2025	2026	2027	2028	Five-Year Forecast Total	Six-Year Total
Project Costs ($000's)	N/A *	2,350	2,450	2,500	-	-	-	4,950	7,300
Financed by:									
Cash to Capital			100	100				200	200
Canada Community-Building Fund		705	2,350	2,400				4,750	5,455
Province of Manitoba Strategic Infrastructure Funding		1,545						-	1,545
Retained Earnings		100						-	100

CASH FLOW	2023	2024	2025	2026	2027	2028	Beyond 2028	Total
Project Costs ($000's)	2,350	2,450	2,500	-	-	-	-	7,300
Financed by:								
Cash to Capital		100	100					200
Canada Community-Building Fund	705	2,350	2,400					5,455
Province of Manitoba Strategic Infrastructure Funding	1,545							1,545
Retained Earnings	100							100
Transfer from Prior Year Authorization								

NET OPERATING IMPACT ($000's)	2023	2024	2025	2026	2027	2028
Operating costs						
Debt and finance charges						
Transfer to General Capital Fund		100	100			
Total Direct Costs	-	100	100	-	-	-
Less: Incremental Revenue/Recovery	31	33	33			
Net Cost/(Benefit)	(31)	67	67	-	-	-
Incremental Full Time Equivalent Positions	-	-	-	-	-	-

Class Estimate: Not applicable, as this is a program

Surplus funds will automatically be transferred to the following year's Transit Roof Replacement and Ventilation Upgrade project budget.

Transit's Fort Rouge Garage at 421 Osborne Street includes two major buildings that total approximately 480,000 square feet in area. The buildings were constructed in 1969 and 1978 and house over 70% of Transit's bus inventory.

The Fort Rouge campus storage, maintenance, and administration facilities require replacement of the existing ventilation systems (which includes makeup air units and exhaust fans) in response to a regulatory change in allowable levels of airborne nitrogen dioxide (NO2) in diesel exhaust, age, inefficiency of equipment, and pressure imbalances throughout the buildings. Work over the next several years will focus on ventilation upgrades. Projects may include, but are not limited Phases 2 through 4 in the Repair Garage including the High Bay Centre area, High Bay East, Stores and Low Bay.

* N/A - No amounts have been included in the "Previous Budgets" due to this program's on-going nature.

Project Name: **Transition to Zero Emission Buses**

Standing Policy Committee: Public Works

Department: Transit
Project: 4210000223

Service: Public Transit
OurWinnipeg: Environmental Resilience

AUTHORIZATION	Previous Budgets	2023 Estimate	FORECAST 2024	2025	2026	2027	2028	Five-Year Forecast Total	Six-Year Total
Project Costs ($000's)	N/A *	22,323	38,703	41,676	100,908	23,042	41,183	245,512	267,835
Financed by:									
Cash to Capital						2,176	2,896	5,072	5,072
Transit Bus Replacement Reserve			10,686	11,505	8,970	6,232	9,348	46,741	46,741
Canada Community-Building Fund						7,027	7,027	14,054	14,054
Investing in Canada Infrastructure Program (Federal Government)		8,672	15,352	16,532	40,046			71,930	80,602
Investing in Canada Infrastructure Program (Provincial Government)		7,155	12,665	13,639	33,951			60,255	67,410
External Debt		6,496			17,941	7,607	6,912	32,460	38,956
Transit Infrastructure Reserve							15,000	15,000	15,000

CASH FLOW	2023	2024	2025	2026	2027	2028	Beyond 2028	Total
Project Costs ($000's)	22,323	38,703	41,676	100,908	23,042	41,183	-	267,835
Financed by:								
Cash to Capital					2,176	2,896		5,072
Transit Bus Replacement Reserve		10,686	11,505	8,970	6,232	9,348		46,741
Canada Community-Building Fund					7,027	7,027		14,054
Investing in Canada Infrastructure Program (Federal Government)	8,672	15,352	16,532	40,046				80,602
Investing in Canada Infrastructure Program (Provincial Government)	7,155	12,665	13,639	33,951				67,410
External Debt	6,496			17,941	7,607	6,912		38,956
Transit Infrastructure Reserve						15,000		15,000

NET OPERATING IMPACT ($000's)	2023	2024	2025	2026	2027	2028
Operating costs		369	452	555	(1,219)	(2,245)
Debt and finance charges	287	580	580	1,429	2,660	3,029
Transfer to General Capital Fund					2,176	2,896
Total Direct Costs	287	949	1,032	1,984	3,617	3,680
Less: Incremental Revenue/Recovery	130	214	230	538	320	683
Net Cost/(Benefit)	157	735	802	1,446	3,297	2,997
Incremental Full Time Equivalent Positions	-	2.30	5.30	5.30	5.30	5.30

Class Estimate: Not applicable, as this is a program

Surplus funds will automatically be transferred to the following year's Transition to Zero Emission Buses program budget.

This multi-year project is for the transition from diesel buses to electric battery and/or hydrogen fuel cell buses. The transition begins with a Pilot Project and the purchase of electric buses plus charging infrastructure to identify the appropriate technology and infrastructure to support a transition to a zero-emission bus fleet.

Transition to Zero Emission Buses (continued):

As part of the transition plan, the project also includes the purchase of diesel buses for the replacement of buses that have reached the end of their useful life. Costs include all outfitting costs associated with these purchases.

	2023	2024	2025	2026	2027	2028
Forecasted Number of Zero Emission Buses Included in Budget and Forecast above **		18	18	53	20	22
Forecasted Number of Diesel Buses Included in Budget and Forecast above **	30	15	15	15		
Total	**30**	**33**	**33**	**68**	**20**	**22**

Includes 2 temporary capital funded full-time equivalent (FTE) positions including 1 Coordinator Contracts, 1 Project Manager, and a shared temporary Program Manager for the Investing in Canada Infrastructure Program (ICIP) projects.

Estimated useful life - 18 years.

With the adoption of the 2023 Capital Budget, Council authorizes a first charge of up to $31.0 million in 2023 or prior to the adoption of the 2024 capital budget.

* N/A - No amounts have been included in the "Previous Budgets" due to this program's on-going nature.

** The projection of the number of buses included in the budget is provided as an estimate only and is subject to change as the price per bus and model selected is based on a number of factors. These factors include the movement in the Statistics Canada Monthly Industrial Product Price Index which is influenced by the fluctuation in the Canadian currency and inflation, the timing of order placement in relation to the budget approval, operational requirements and changes to technology or product development.

On April 29, 2021, Council approved this project be submitted for consideration to the Investing in Canada Infrastructure Program (ICIP) funding. Delivery of the project was contingent on receiving approval under this program. In November 2022, the City received notification that this project was approved for funding under the ICIP.

Operating costs reflect the estimated net amount of savings in diesel fuel and maintenance, offset by added costs from incremental salaries, maintenance and other expenses needed to support the new zero emission fleet. This project will require 5.3 additional operating full-time equivalents to maintain the new infrastructure. These amounts have not yet been reviewed by Council and are subject to change during future budget processes.

Future operating budget impacts, following project completion, may need to be adjusted.

Project Name: **Southwest Rapid Transitway (Stage 2) and Pembina Highway Underpass**

Standing Policy Committee: Public Works

Department: Transit
Project: 4230010523

Service: Public Transit
OurWinnipeg: City Building

AUTHORIZATION	Previous Budgets	2023 Estimate	FORECAST 2024	2025	2026	2027	2028	Five-Year Forecast Total	Six-Year Total
Project Costs ($000's)	-	-	-	-	-	-	-	-	-
Financed by:									
Southwest Rapid Transitway (Stage 2) and Pembina Highway Underpass Payment Reserve		13,467	13,862	13,989	14,355	14,020	14,396	70,622	84,089
P3 Annual Service / Financing Payments (City)		(12,882)	(13,190)	(13,317)	(13,683)	(13,348)	(13,724)	(67,262)	(80,144)
External Debt Annual Service Payments (City)		(585)	(672)	(672)	(672)	(672)	(672)	(3,360)	(3,945)

CASH FLOW	2023	2024	2025	2026	2027	2028	Beyond 2028	Total
Project Costs ($000's)	13,467	13,862	13,989	14,355	14,020	14,396	322,815	406,904
Financed by:								
Southwest Rapid Transitway (Stage 2) and Pembina Highway Underpass Payment Reserve	13,467	13,862	13,989	14,355	14,020	14,396	322,815	406,904

NET OPERATING IMPACT ($000's)	2023	2024	2025	2026	2027	2028
Operating costs						
Debt and finance charges						
Transfer to General Capital Fund						
Total Direct Costs	-	-	-	-	-	-
Less: Incremental Revenue/Recovery						
Net Cost/(Benefit)	-	-	-	-	-	-
Incremental Full Time Equivalent Positions	-	-	-	-	-	-

Class Estimate: Not applicable

The Southwest Rapid Transitway (Stage 2) and Pembina Highway Underpass (SWRT) was approved by Council on June 25, 2014, using a Public Private Partnership (P3) approach and the transitway opened on April 12, 2020.

The City will make on-going lease payments to Plenary Roads Winnipeg Transitway LP (PRW) extending until 2049. These payments are required under a 30-year contract with PRW and cover the remaining capital cost of the Transitway as well as on-going maintenance.

There are significant provisions in the contract to ensure the City's specifications are met and the facility is returned to the City in good condition at the end of the contract. Costs associated with monitoring this contract, including the salary recovery of the Senior Project Review/P3 Specialist and other P3 costs are also included in this budget. Non-performance deductions may occur where the City's specifications are not met.

A portion of the payment to PRW represents an annual amount dedicated to the maintenance of the Transitway, including long-term rehabilitative costs. This amount is adjusted for changes to the Consumer Price Index on an annual basis.

Southwest Rapid Transitway (Stage 2) and Pembina Highway Underpass (continued):

The above annual estimates relate to the maintenance phase of the project and include the authorization for the lease payments, debt servicing, and other charges related to the facility.

On March 22, 2016, Council authorized a first charge of up to 30% of the annual lease payments prior to the adoption of annual capital budget in the event the capital budget is adopted after December 31, in order to facilitate payments on the P3 contract.

In accordance with By-law 8164/2002 where the City's capital budget has not been adopted before January 1 of the year to which the budget is applicable, the Chief Administrative Officer is authorized, before the adoption of the capital budget, to approve expenditures not exceeding 30% of the amount the City of Winnipeg is contractually obligated to pay annually in respect of Public-Private Partnerships, as a first charge against the General Capital Fund.

On April 29, 2021, Council approved that effective January 1, 2024, the funding source for the Southwest Rapid Transitway (Stage 2) and Pembina Highway Underpass Payment Reserve be changed from 10 years of dedicated annual 0.33% property tax increase (2016 - 2025) to eight years (2016 - 2023).

As financing and administration costs are implicit in the lease payments, this project is exempt from the Corporate Administration and interest charges.

Project Name: **Accessibility Program**

Standing Policy Committee: Public Works

Department: Transit
Project: 4230030223

Service: Public Transit
OurWinnipeg: City Building

AUTHORIZATION	Previous Budgets	2023 Estimate	FORECAST 2024	2025	2026	2027	2028	Five-Year Forecast Total	Six-Year Total
Project Costs ($000's)	N/A *	250	250	250	250	250	400	1,400	1,650
Financed by:									
Cash to Capital			50	50	50	250	400	800	800
Canada Community-Building Fund		250	200	200	200			600	850

CASH FLOW	2023	2024	2025	2026	2027	2028	Beyond 2028	Total
Project Costs ($000's)	250	250	250	250	250	400	-	1,650
Financed by:								
Cash to Capital		50	50	50	250	400		800
Canada Community-Building Fund	250	200	200	200				850

NET OPERATING IMPACT ($000's)	2023	2024	2025	2026	2027	2028
Operating costs						
Debt and finance charges						
Transfer to General Capital Fund		50	50	50	250	400
Total Direct Costs	-	50	50	50	250	400
Less: Incremental Revenue/Recovery	3	4	4	4	8	13
Net Cost/(Benefit)	(3)	46	46	46	242	387
Incremental Full Time Equivalent Positions	-	-	-	-	-	-

Class Estimate: Not applicable, as this is a program

This program includes, but is not limited to, work over several years to update bus stops and other transit infrastructure in order to meet accessibility standards, provide wheelchair access (powered) doors at all heated shelters, paved access, and may include site acquisitions and preparation. It will also include studies to determine solutions for universal design for riders accessing major stops through a travel chain perspective, and to plan and assess accessibility related improvements and policies for Transit Plus. Projects will be aligned with the Winnipeg Transit Master Plan and Primary Transit Network Infrastructure program.

Includes 1 temporary capital funded full-time equivalent Project Manager position.

* N/A - No amounts have been included in the "Previous Budgets" due to this program's on-going nature.

Project Name: **Heavy Equipment Replacement Program (formerly Heavy Shop Equipment Replacement Program)**

Standing Policy Committee: Public Works

Department: Transit
Project: 4210010623

Service: Public Transit
OurWinnipeg: City Building

AUTHORIZATION	Previous Budgets	2023 Estimate	FORECAST 2024	2025	2026	2027	2028	Five-Year Forecast Total	Six-Year Total
Project Costs ($000's)	N/A *	400	200	200	200	200	400	1,200	1,600
Financed by:									
Cash to Capital			25	25	200	200	400	850	850
Canada Community-Building Fund		400	175	175				350	750

CASH FLOW	2023	2024	2025	2026	2027	2028	Beyond 2028	Total
Project Costs ($000's)	400	200	200	200	200	400	-	1,600
Financed by:								
Cash to Capital		25	25	200	200	400		850
Canada Community-Building Fund	400	175	175					750

NET OPERATING IMPACT ($000's)	2023	2024	2025	2026	2027	2028
Operating costs						
Debt and finance charges						
Transfer to General Capital Fund		25	25	200	200	400
Total Direct Costs	-	25	25	200	200	400
Less: Incremental Revenue/Recovery	5	4	4	7	7	13
Net Cost/(Benefit)	(5)	21	21	193	193	387
Incremental Full Time Equivalent Positions	-	-	-	-	-	-

Class Estimate: Not applicable, as this is a program

The Heavy Equipment Replacement Program will replace outdated and aged heavy and specialized equipment throughout Transit. This will minimize equipment and bus downtime, and ensure services are able to be provided in a timely and efficient manner.

* N/A - No amounts have been included in the "Previous Budgets" due to this program's on-going nature.

Project Name: **Hoist Replacement at Fort Rouge Garage**

Standing Policy Committee: Public Works

Department: Transit
Project: 4210010424

Service: Public Transit
OurWinnipeg: City Building

AUTHORIZATION	Previous Budgets	2023 Estimate	FORECAST 2024	2025	2026	2027	2028	Five-Year Forecast Total	Six-Year Total
Project Costs ($000's)	N/A *	-	2,992	3,991	3,597	-	-	10,580	10,580
Financed by:									
Cash to Capital			125	150	125			400	400
Canada Community-Building Fund			2,867	3,841	3,472			10,180	10,180

CASH FLOW	2023	2024	2025	2026	2027	2028	Beyond 2028	Total
Project Costs ($000's)	-	2,992	3,991	3,597	-	-	-	10,580
Financed by:								
Cash to Capital		125	150	125				400
Canada Community-Building Fund		2,867	3,841	3,472				10,180

NET OPERATING IMPACT ($000's)	2023	2024	2025	2026	2027	2028
Operating costs						
Debt and finance charges						
Transfer to General Capital Fund		125	150	125		
Total Direct Costs	-	125	150	125	-	-
Less: Incremental Revenue/Recovery		40	53	48		
Net Cost/(Benefit)	-	85	97	77	-	-
Incremental Full Time Equivalent Positions	-	-	-	-	-	-

Class Estimate: Not applicable, as this is a program

All 38 in-ground hoists found in the Fort Rouge Garage maintenance shop require replacement due to deterioration and age, inefficient and outdated designs, and to ensure compliance with new hoist codes and standards.

With the adoption of the 2023 Capital Budget, Council authorizes a first charge of up to $2.992 million in 2023 or prior to the adoption of the 2024 capital budget.

* N/A - No amounts have been included in the "Previous Budgets" due to this program's on-going nature.

Project Name: **Heated Bus Shelter Program**

Standing Policy Committee: Public Works

Department: Transit
Project: 4210001523

Service: Public Transit
OurWinnipeg: City Building

AUTHORIZATION	Previous Budgets	2023 Estimate	FORECAST 2024	2025	2026	2027	2028	Five-Year Forecast Total	Six-Year Total
Project Costs ($000's)	N/A *	1,500	-	-	-	-	-	-	1,500
Financed by:									
Canada Community-Building Fund		1,500						-	1,500

CASH FLOW	2023	2024	2025	2026	2027	2028	Beyond 2028	Total
Project Costs ($000's)	1,500	-	-	-	-	-	-	1,500
Financed by:								
Canada Community-Building Fund	1,500							1,500

NET OPERATING IMPACT ($000's)	2023	2024	2025	2026	2027	2028
Operating costs		123	126	128	131	133
Debt and finance charges						
Transfer to General Capital Fund						
Total Direct Costs	-	123	126	128	131	133
Less: Incremental Revenue/Recovery	19					
Net Cost/(Benefit)	(19)	123	126	128	131	133
Incremental Full Time Equivalent Positions	-	-	-	-	-	-

Class Estimate: Not applicable, as this is a program

As part of the Winnipeg Transit Master Plan, the department has identified potential locations for heated bus shelters. This program includes the planning, purchase, installation, and/or rehabilitation of heated bus shelters, to align with the redesigned city-wide network.

Operating costs reflect the estimated hydro and maintenance amounts for the heated bus shelters. Future operating budget impacts, following construction, may need to be adjusted. These amounts have not yet been reviewed by Council and are subject to change during future budget processes.

* N/A - No amounts have been included in the "Previous Budgets" due to this program's on-going nature.

Project Name: **Winnipeg Transit Master Plan (WTMP) Implementation Planning & Design**

Standing Policy Committee: Public Works

Department: Transit
Project: 4230010623

Service: Public Transit
OurWinnipeg: City Building

AUTHORIZATION	Previous Budgets	2023 Estimate	FORECAST 2024	2025	2026	2027	2028	Five-Year Forecast Total	Six-Year Total
Project Costs ($000's)	N/A *	2,200	-	-	-	-	-	-	2,200
Financed by:									
Canada Community-Building Fund		1,700						-	1,700
Transfer from Prior Year Authorization		500						-	500

CASH FLOW	2023	2024	2025	2026	2027	2028	Beyond 2028	Total
Project Costs ($000's)	2,200	-	-	-	-	-	-	2,200
Financed by:								
Canada Community-Building Fund	1,700							1,700
Transfer from Prior Year Authorization	500							500

NET OPERATING IMPACT ($000's)	2023	2024	2025	2026	2027	2028
Operating costs						
Debt and finance charges						
Transfer to General Capital Fund						
Total Direct Costs	-	-	-	-	-	-
Less: Incremental Revenue/Recovery	38					
Net Cost/(Benefit)	(38)	-	-	-	-	-
Incremental Full Time Equivalent Positions	-	-	-	-	-	-

Class Estimate: Not applicable, as this is a program

This project will support the Winnipeg Transit Master Plan's complete redesign of the transit network city-wide and provide both operational and informational technology planning, design and implementation resources as well as preliminary site works and minor land acquisitions as required.

Includes 2 temporary capital funded full-time equivalent (FTE) positions - 1 Software Developer, 1 Scheduler.

Future operating budget impacts, following project completion, may need to be adjusted.

Funding includes rebudgeted amounts totalling $500,000 from previously approved capital programs - see Appendix 4.

* N/A - No amounts have been included in the "Previous Budgets" due to this program's on-going nature.

Project Name: **Radios and Intelligent Transportation Systems (ITS) Replacement**

Standing Policy Committee: Public Works

Department: Transit
Project: 4210001324

Service: Public Transit
OurWinnipeg: City Building

AUTHORIZATION	Previous Budgets	2023 Estimate	FORECAST 2024	2025	2026	2027	2028	Five-Year Forecast Total	Six-Year Total
Project Costs ($000's)	N/A *	-	17,013	266	-	-	-	17,279	17,279
Financed by:									
Cash to Capital			7,130	266				7,396	7,396
Investing in Canada Infrastructure Program (Federal Government)			5,390					5,390	5,390
Investing in Canada Infrastructure Program (Provincial Government)			4,493					4,493	4,493

CASH FLOW	2023	2024	2025	2026	2027	2028	Beyond 2028	Total
Project Costs ($000's)	-	17,013	266	-	-	-	-	17,279
Financed by:								
Cash to Capital		7,130	266					7,396
Investing in Canada Infrastructure Program (Federal Government)		5,390						5,390
Investing in Canada Infrastructure Program (Provincial Government)		4,493						4,493

NET OPERATING IMPACT ($000's)	2023	2024	2025	2026	2027	2028
Operating costs				227	268	321
Debt and finance charges						
Transfer to General Capital Fund		7,130	266			
Total Direct Costs	-	7,130	266	227	268	321
Less: Incremental Revenue/Recovery		243	9			
Net Cost/(Benefit)	-	6,887	257	227	268	321
Incremental Full Time Equivalent Positions	-	-	-	0.20	2.20	4.20

Class Estimate: Not applicable, as this is a program

This project will see the replacement of existing bus radio hardware, equipment, and Intelligent Transportation Systems (ITS). The project will include replacement of radios on the entire Transit fleet currently approaching the end of useful life.

Includes 10 temporary capital funded full-time equivalent (FTE) positions - 7 of these are for system development and testing (including 1 Business Analyst, 1 Researcher, 1 Project Manager, 3 Software Developers, and 1 ITS Tester), and 3 FTEs for installation (including 2 Radio Installer and 1 ITS Installer) and a shared temporary Program Manager for the Investing in Canada Infrastructure Program (ICIP) projects.

This project has been approved for funding under the Investing in Canada Infrastructure Program (ICIP).

With the adoption of the 2023 Capital Budget, Council authorizes a first charge of up to $1.013 million in 2023 or prior to the adoption of the 2024 capital budget.

Operating costs reflect incremental increase of P25 Radios Opex (operating expenditures) and fiber optic connection charges, plus salaries to support the new system partially offset by existing budgeted amounts for radio maintenance. This project will require 4.2 additional operating FTEs to maintain the new infrastructure. These amounts have not yet been reviewed by Council and are subject to change during future budget processes.

Future operating budget impacts, following project completion, may need to be adjusted.

* N/A - No amounts have been included in the "Previous Budgets" due to this program's on-going nature.

Project Name: **North Garage Replacement**

Standing Policy Committee: Public Works

Department: Transit
Project: 4210000422

Service: Public Transit
OurWinnipeg: City Building

AUTHORIZATION	Previous Budgets	2023 Estimate	FORECAST 2024	2025	2026	2027	2028	Five-Year Forecast Total	Six-Year Total
Project Costs ($000's)	44,180	88,384	65,319	2,183	-	-	-	67,502	155,886
Financed by:									
Cash to Capital			962					962	962
Investing in Canada Infrastructure Program (Federal Government)		34,561	24,857	806				25,663	60,224
Investing in Canada Infrastructure Program (Provincial Government)		28,798	20,711	672				21,383	50,181
Retained Earnings		1,500						-	1,500
External Debt		23,525	18,789	705				19,494	43,019

CASH FLOW	2023	2024	2025	2026	2027	2028	Beyond 2028	Total
Project Costs ($000's)	88,384	65,319	2,183	-	-	-	-	155,886
Financed by:								
Cash to Capital		962						962
Investing in Canada Infrastructure Program (Federal Government)	34,561	24,857	806					60,224
Investing in Canada Infrastructure Program (Provincial Government)	28,798	20,711	672					50,181
Retained Earnings	1,500							1,500
External Debt	23,525	18,789	705					43,019

NET OPERATING IMPACT ($000's)	2023	2024	2025	2026	2027	2028
Operating costs					3,513	3,587
Debt and finance charges						
Transfer to General Capital Fund		962				
Total Direct Costs	-	962	-	-	3,513	3,587
Less: Incremental Revenue/Recovery						
Net Cost/(Benefit)	-	962	-	-	3,513	3,587
Incremental Full Time Equivalent Positions	-	-	-		28.50	28.50

Class Estimate: See table below

	2023	2024	2025	2026	2027	2028
Class Estimate	**5**	**5**	**5**			
Authorization ($000's)						
Detailed Design & Construction	88,384	65,319	2,183			

The proposed project will see the replacement of Winnipeg Transit's existing North Garage, currently located at 1520 Main Street, to a new location. The project includes the development of an energy efficient bus storage and maintenance facility with increased bus capacity, designed to facilitate the transition to a zero-emission bus fleet.

North Garage Replacement (continued):

Debt and finance charges will be funded from the Transit Infrastructure Reserve and are not shown in the Net Operating Impact table above.

Includes 1 temporary capital funded full-time equivalent (FTE) Project Manager/Project Delivery Office Manager position and a shared temporary Program Manager for the Investing in Canada Infrastructure Program (ICIP) projects.

Major benefits of replacing the North Garage include:

• Support the transition to a zero-emission bus fleet

• Maintain essential level of service

• Improve bus storage capacity

• Improve health and safety of staff

Significant risks of constructing the project:

• Acquisition of land

• Resource availability

• Change in market conditions

• Funding agreement approvals/delays

Significant risks of not constructing or deferring the project:

• Inability to meet new / updated building regulations

• Inability to maintain essential level of service

• Inability to accommodate future growth

On April 29, 2021, Council approved this project be submitted for consideration to the Investing in Canada Infrastructure Program (ICIP) funding. Delivery of the project was contingent on receiving approval under this program. In December 2022, the City received notification that this project was approved for funding under the ICIP.

A class 3 estimate will be achieved prior to construction beginning.

Standard corporate and departmental administrative charges have not been applied to this major capital project.

Operating costs reflect the estimated incremental amounts for the new garage including utilities, building maintenance, and salaries. These amounts have not yet been reviewed by Council and are subject to change during future budget processes. This project will require 28.5 additional operating FTEs to maintain the new infrastructure.

Future operating budget impacts, following project completion, may need to be adjusted.

Project Name: **Primary Transit Network Infrastructure**

Standing Policy Committee: Public Works

Department: Transit
Project: 4230020125

Service: Public Transit
OurWinnipeg: City Building

AUTHORIZATION	Previous Budgets	2023 Estimate	FORECAST 2024	2025	2026	2027	2028	Five-Year Forecast Total	Six-Year Total
Project Costs ($000's)	N/A *	-	-	6,864	13,536	-	-	20,400	20,400
Financed by:									
Cash to Capital				635				635	635
Investing in Canada Infrastructure Program (Federal Government)				2,478	4,788			7,266	7,266
Investing in Canada Infrastructure Program (Provincial Government)				2,114	3,990			6,104	6,104
External Debt				1,637	4,758			6,395	6,395

CASH FLOW	2023	2024	2025	2026	2027	2028	Beyond 2028	Total
Project Costs ($000's)	-	-	6,864	13,536	-	-	-	20,400
Financed by:								
Cash to Capital			635					635
Investing in Canada Infrastructure Program (Federal Government)			2,478	4,788				7,266
Investing in Canada Infrastructure Program (Provincial Government)			2,114	3,990				6,104
External Debt			1,637	4,758				6,395

NET OPERATING IMPACT ($000's)	2023	2024	2025	2026	2027	2028
Operating costs						
Debt and finance charges			73	342	489	489
Transfer to General Capital Fund			635			
Total Direct Costs	-	-	708	342	489	489
Less: Incremental Revenue/Recovery			131	264		
Net Cost/(Benefit)	-	-	577	78	489	489
Incremental Full Time Equivalent Positions	-	-	-	-	-	-

Class Estimate: Not applicable, as this is a program

This program will support the Winnipeg Transit Master Plan complete redesign of the transit network city-wide. In the proposed new transit network, several new routes will require dedicated bus loops, stations, mobility hubs, comfort stations for bus operators, and new traffic signals where buses/ riders will be turning onto or crossing major arterial streets. This project also includes public engagement, communications, and marketing to ensure Winnipeg Transit customers and the broader public are aware and can provide input on the proposed changes and their impacts. This project also funds installation and removal of bus stop signs and other similar elements required to transition the city-wide transit network.

This program also includes $2.4 million towards active transportation project improvements that provide connectivity to transit routes and rapid transit stations and may include phase two of the Northwest Hydro Corridor Active Transportation Project.

Includes 1 temporary capital funded full-time equivalent Project Manager position and a shared temporary Program Manager for the Investing in Canada Infrastructure Program projects.

This project has been approved for funding under the Investing in Canada Infrastructure Program.

Future operating budget impacts, following project completion, may need to be adjusted.

* N/A - No amounts have been included in the "Previous Budgets" due to this program's on-going nature.

TRANSIT - TRANSIT SYSTEM FUND

Project Name: **Rapid Transit (Downtown Corridors) Preliminary Design**

Standing Policy Committee: Public Works

Department: Transit
Project: 4230010625

Service: Public Transit
OurWinnipeg: City Building

AUTHORIZATION	Previous Budgets	2023 Estimate	FORECAST 2024	2025	2026	2027	2028	Five-Year Forecast Total	Six-Year Total
Project Costs ($000's)	-	-	-	1,193	5,807	-	-	7,000	7,000
Financed by:									
Cash to Capital				365	1,759			2,124	2,124
Investing in Canada Infrastructure Program (Federal Government)				452	2,208			2,660	2,660
Investing in Canada Infrastructure Program (Provincial Government)				376	1,840			2,216	2,216

CASH FLOW	2023	2024	2025	2026	2027	2028	Beyond 2028	Total
Project Costs ($000's)	-	-	1,193	5,807	-	-	-	7,000
Financed by:								
Cash to Capital			365	1,759				2,124
Investing in Canada Infrastructure Program (Federal Government)			452	2,208				2,660
Investing in Canada Infrastructure Program (Provincial Government)			376	1,840				2,216

NET OPERATING IMPACT ($000's)	2023	2024	2025	2026	2027	2028
Operating costs						
Debt and finance charges						
Transfer to General Capital Fund			365	1,759		
Total Direct Costs	-	-	365	1,759	-	-
Less: Incremental Revenue/Recovery			22	108		
Net Cost/(Benefit)	-	-	343	1,651	-	-
Incremental Full Time Equivalent Positions	-	-	-	-	-	-

Class Estimate: 5

The Winnipeg Transit Master Plan has identified and prioritized the future rapid transit corridors that will support a 25-year vision for Winnipeg Transit. This preliminary design will define the project scope, alignment and a design that will support a class 3 estimate for the proposed downtown corridors.

Includes 1 temporary capital funded full-time equivalent Project Manager position and a shared temporary Program Manager for the Investing in Canada Infrastructure Program projects.

This project has been approved for funding under the Investing in Canada Infrastructure Program.

Project Name: **Wheelchair Securements Retro-fit**

Standing Policy Committee: Public Works

Department: Transit
Project: 4210001225

Service: Public Transit
OurWinnipeg: City Building

AUTHORIZATION	Previous Budgets	2023 Estimate	FORECAST 2024	2025	2026	2027	2028	Five-Year Forecast Total	Six-Year Total
Project Costs ($000's)	-	-	-	9,625	4,125	-	-	13,750	13,750
Financed by:									
Cash to Capital				3,556	232			3,788	3,788
Investing in Canada Infrastructure Program (Federal Government)				3,224	1,382			4,606	4,606
Investing in Canada Infrastructure Program (Provincial Government)				2,687	1,151			3,838	3,838
External Debt				158	1,360			1,518	1,518

CASH FLOW	2023	2024	2025	2026	2027	2028	Beyond 2028	Total
Project Costs ($000's)	-	-	9,625	4,125	-	-	-	13,750
Financed by:								
Cash to Capital			3,556	232				3,788
Investing in Canada Infrastructure Program (Federal Government)			3,224	1,382				4,606
Investing in Canada Infrastructure Program (Provincial Government)			2,687	1,151				3,838
External Debt			158	1,360				1,518

NET OPERATING IMPACT ($000's)	2023	2024	2025	2026	2027	2028
Operating costs						
Debt and finance charges			7	80	145	145
Transfer to General Capital Fund			3,556	232		
Total Direct Costs	-	-	3,563	312	145	145
Less: Incremental Revenue/Recovery			195	83		
Net Cost/(Benefit)	-	-	3,368	229	145	145
Incremental Full Time Equivalent Positions	-	-	-	-	-	-

Class Estimate: 5

This program will support the retro fit of wheelchair securements on existing buses purchased before 2021.

Beginning in 2021 all new buses received will be equipped with wheelchair securements that will meet the Accessibility for Manitobans Act (AMA) regulations. The AMA is proposed provincial legislation which mandates accessibility regulations that are not elective and must be met. The transportation regulations themselves are currently in development, and are expected to be issued soon.

This retrofit project, in addition to making the ride safer for all passengers including the most vulnerable, would allow customers to use both Winnipeg Transit Plus and conventional transit together to complete a trip. This approach is expected to provide more independence and flexibility for customers.

Includes 3 temporary capital funded full-time equivalent positions including 1 Bus Exterior Repairer, 1 General Helper, 1 Mechanic, and a shared temporary Program Manager for the Investing in Canada Infrastructure Program projects.

This project has been approved for funding under the Investing in Canada Infrastructure Program.

Incremental operating costs cannot be estimated at this time and will be included when known.

Project Name: **Transit Plus In House Service**

Standing Policy Committee: Public Works

Department: Transit
Project: 4210010923

Service: Public Transit
OurWinnipeg: City Building

AUTHORIZATION	Previous Budgets	2023 Estimate	FORECAST 2024	2025	2026	2027	2028	Five-Year Forecast Total	Six-Year Total
Project Costs ($000's)	N/A *	9,250	-	-	-	-	-	-	9,250
Financed by:									
Canada Community-Building Fund		6,442						-	6,442
External Debt		2,808						-	2,808

CASH FLOW	2023	2024	2025	2026	2027	2028	Beyond 2028	Total
Project Costs ($000's)	9,250	-	-	-	-	-	-	9,250
Financed by:								
Canada Community-Building Fund	6,442							6,442
External Debt	2,808							2,808

NET OPERATING IMPACT ($000's)	2023	2024	2025	2026	2027	2028
Operating costs		3,400	5,000	5,100	5,200	5,302
Debt and finance charges	124	251	251	251	251	251
Transfer to General Capital Fund						
Total Direct Costs	124	3,651	5,251	5,351	5,451	5,553
Less: Incremental Revenue/Recovery	172					
Net Cost/(Benefit)	(48)	3,651	5,251	5,351	5,451	5,553
Incremental Full Time Equivalent Positions	-	74.00	74.00	74.00	74.00	74.00

Class Estimate: Not applicable, as this is a program

This project will facilitate the transition of between 22% to 30% of the Transit Plus service currently provided by contractors to being provided by in-house resources and includes, but is not limited to, the purchase of vehicles and outfitting, software system changes/ licences, plant and equipment tooling and other set up and transition costs. This capital budget does not include funding for the provision of long-term storage for the vehicles.

On December 15, 2021, Council authorized a first charge in the amount of $9.25 million in 2022 or prior to the adoption of the 2023 capital budget.

Includes 2 temporary capital funded full-time equivalent positions including 1 Systems Analyst and 1 Project Manager.

The operating costs reflect the estimated incremental amounts of providing 30% of the Transit Plus service using in-house resources including salaries and benefits, on-going training and fleet costs including fuel, maintenance and insurance. Costs are partially offset by savings in contractor costs. As the transition date, scope of change and implementation plan are as yet unknown, the operating costs and FTE requirements are preliminary estimates only. Future capital and operating budget impacts will need to be adjusted. The operating costs have not yet been reviewed by Council and are subject to change during future budget processes.

* N/A - No amounts have been included in the "Previous Budgets" due to this program's on-going nature.

Project Name: **Shoal Lake Aqueduct Condition Assessment and Rehabilitation**

Standing Policy Committee: Water, Waste and Environment

Department: Water and Waste
Project: 2003000623

Service: Water
OurWinnipeg: Environmental Resilience

AUTHORIZATION	Previous Budgets	2023 Estimate	FORECAST 2024	2025	2026	2027	2028	Five-Year Forecast Total	Six-Year Total
Project Costs ($000's)	N/A *	1,500	500	1,400	900	4,600	1,400	8,800	10,300
Financed by:									
Retained Earnings		500	500	1,400	900	4,600	1,400	8,800	9,300
Transfer from Prior Year Authorization		1,000						-	1,000

CASH FLOW	2023	2024	2025	2026	2027	2028	Beyond 2028	Total
Project Costs ($000's)	1,500	500	1,400	900	4,600	1,400	-	10,300
Financed by:								
Retained Earnings	500	500	1,400	900	4,600	1,400		9,300
Transfer from Prior Year Authorization	1,000							1,000

NET OPERATING IMPACT ($000's)	2023	2024	2025	2026	2027	2028
Operating costs						
Debt and finance charges						
Transfer to General Capital Fund						
Total Direct Costs	-	-	-	-	-	-
Less: Incremental Revenue/Recovery						
Net Cost/(Benefit)	-	-	-	-	-	-
Incremental Full Time Equivalent Positions	-	-	-	-	-	-

Class Estimate: Not applicable, as this is a program

The Shoal Lake Aqueduct, which has been in continuous service since 1919, delivers water to Winnipeg from Shoal Lake, a distance of 156 kilometers (97 miles).

Funds are for condition assessment and rehabilitation work identified through on-going monitoring and inspection programs. Work identified to date includes rehabilitation of the aqueduct pipe, berm, and underdrain system, rehabilitation of the drainage siphons crossing under the aqueduct, vegetation management, and the rehabilitation/replacement of select boathouses, overflow structures, bar screens, stop logs, vent pipes, manholes, culverts, ditches, bridging structures and railway crossings signals.

The expected life of the assets is 40 years.

Individual projects within this program will be revised to class 3 estimates through preliminary engineering prior to construction.

Funding in 2023 includes $1.0 million rebudgeted from capital budget authorized in 2018 and 2021 - see Appendix 4.

* N/A - No amounts have been included in the "Previous Budgets" due to this program's on-going nature.

Project Name: **Shoal Lake Aqueduct Intake Facility Rehabilitation**

Standing Policy Committee: Water, Waste and Environment

Department: Water and Waste
Project: 2012000224

Service: Water
OurWinnipeg: Environmental Resilience

AUTHORIZATION	Previous Budgets	2023 Estimate	FORECAST 2024	2025	2026	2027	2028	Five-Year Forecast Total	Six-Year Total
Project Costs ($000's)	N/A *	-	1,200	3,800	100	1,000	-	6,100	6,100
Financed by:									
Retained Earnings			1,200	3,800	100	1,000		6,100	6,100

CASH FLOW	2023	2024	2025	2026	2027	2028	Beyond 2028	Total
Project Costs ($000's)	-	1,200	3,800	100	1,000	-	-	6,100
Financed by:								
Retained Earnings		1,200	3,800	100	1,000			6,100

NET OPERATING IMPACT ($000's)	2023	2024	2025	2026	2027	2028
Operating costs						
Debt and finance charges						
Transfer to General Capital Fund						
Total Direct Costs	-	-	-	-	-	-
Less: Incremental Revenue/Recovery						
Net Cost/(Benefit)	-	-	-	-	-	-
Incremental Full Time Equivalent Positions	-	-	-	-	-	-

Class Estimate: Not applicable, as this is a program

The Shoal Lake Aqueduct, which has been in continuous service since 1919, is the sole water supply infrastructure for the City. The Shoal Lake Intake Structure is the transition headworks to receive water from Shoal Lake and to control the water flow into the aqueduct. Given the critical nature of the intake structure and its associated venturi structure to the safe operation of the aqueduct and the City's water supply, a condition assessment was undertaken in 2012 and identified a number of rehabilitation and replacement requirements. This included the replacement and refurbishment of various mechanical components that date back to the original construction, upgrades to the mussel control system, as well as upgrades and improvements to the existing infrastructure. The recommended improvements will be completed in phases according to priority.

Individual projects within this program will be revised to class 3 estimates through preliminary engineering prior to construction.

The expected life of the assets is 50 years.

* N/A - No amounts have been included in the "Previous Budgets" due to this program's on-going nature.

Project Name: **Branch Aqueduct Condition Assessment and Rehabilitation**

Standing Policy Committee: Water, Waste and Environment

Department: Water and Waste
Project: 2003000523

Service: Water
OurWinnipeg: Environmental Resilience

AUTHORIZATION	Previous Budgets	2023 Estimate	FORECAST 2024	2025	2026	2027	2028	Five-Year Forecast Total	Six-Year Total
Project Costs ($000's)	N/A *	5,700	-	2,800	4,700	1,500	-	9,000	14,700
Financed by:									
Retained Earnings		5,700		2,800	4,700	1,500		9,000	14,700

CASH FLOW	2023	2024	2025	2026	2027	2028	Beyond 2028	Total
Project Costs ($000's)	5,700	-	2,800	4,700	1,500	-	-	14,700
Financed by:								
Retained Earnings	5,700		2,800	4,700	1,500			14,700

NET OPERATING IMPACT ($000's)	2023	2024	2025	2026	2027	2028
Operating costs						
Debt and finance charges						
Transfer to General Capital Fund						
Total Direct Costs	-	-	-	-	-	-
Less: Incremental Revenue/Recovery						
Net Cost/(Benefit)	-	-	-	-	-	-
Incremental Full Time Equivalent Positions	-	-	-	-	-	-

Class Estimate: Not applicable, as this is a program

The Branch I and II Aqueducts, along with the Branch Interconnection Aqueduct are specialized pipes which are unique in size, materials, construction techniques and failure modes. The Branch I Aqueduct was installed between 1914 to 1918 and the Branch II and Interconnection Aqueducts were installed between 1959 and 1963. All of these require specialized inspection, testing, and maintenance to preserve the asset.

Funds are for the condition assessment and rehabilitation of the Branch and Interconnection Aqueducts along with their associated ancillaries.

Individual projects within this program will be revised to class 3 estimates through preliminary engineering prior to construction.

The expected life of the assets is 40 years.

* N/A - No amounts have been included in the "Previous Budgets" due to this program's on-going nature.

Project Name: **Tache Booster Pumping Station**

Standing Policy Committee: Water, Waste and Environment

Department: Water and Waste
Project: 2005000623

Service: Water
OurWinnipeg: Environmental Resilience

AUTHORIZATION	Previous Budgets	2023 Estimate	FORECAST 2024	2025	2026	2027	2028	Five-Year Forecast Total	Six-Year Total
Project Costs ($000's)	2,179	1,100	-	-	-	-	-	-	1,100
Financed by:									
Retained Earnings		1,100						-	1,100

CASH FLOW	2023	2024	2025	2026	2027	2028	Beyond 2028	Total
Project Costs ($000's)	1,100	-	-	-	-	-	-	1,100
Financed by:								
Retained Earnings	1,100							1,100

NET OPERATING IMPACT ($000's)	2023	2024	2025	2026	2027	2028
Operating costs						
Debt and finance charges						
Transfer to General Capital Fund						
Total Direct Costs	-	-	-	-	-	-
Less: Incremental Revenue/Recovery						
Net Cost/(Benefit)	-	-	-	-	-	-
Incremental Full Time Equivalent Positions	-	-	-	-	-	-

Class Estimate: 2

The Tache Booster Pumping Station, on the Branch 1 Aqueduct, was constructed in 1950 in order to develop the full capacity of the aqueduct. A study in 2017 identified a number of required upgrades to the pumping station and the aqueduct surge tower adjacent to the station. The work includes upgrading the station's electrical, heating and ventilation systems, upgrading the foundation and roof structures, and upgrading and reconfiguring the valve and piping system between the pumping station and the surge tower. Also, aesthetic, security fencing, and landscaping upgrades to the site and facilities will be undertaken to integrate with the proposed residential redevelopment of the surrounding area.

The expected life of the structural upgrades are 50 years and the expected life of the electrical and mechanical components are 25 years.

Project Name: **Chlorination Upgrading at Pumping Stations**

Standing Policy Committee: Water, Waste and Environment

Department: Water and Waste
Project: 2005001123

Service: Water
OurWinnipeg: Environmental Resilience

AUTHORIZATION	Previous Budgets	2023 Estimate	FORECAST 2024	2025	2026	2027	2028	Five-Year Forecast Total	Six-Year Total
Project Costs ($000's)	1,000	4,800	-	-	-	-	-	-	4,800
Financed by:									
Retained Earnings		4,800						-	4,800

CASH FLOW	2023	2024	2025	2026	2027	2028	Beyond 2028	Total
Project Costs ($000's)	4,800	-	-	-	-	-	-	4,800
Financed by:								
Retained Earnings	4,800							4,800

NET OPERATING IMPACT ($000's)	2023	2024	2025	2026	2027	2028
Operating costs				30	30	30
Debt and finance charges						
Transfer to General Capital Fund						
Total Direct Costs	-	-	-	30	30	30
Less: Incremental Revenue/Recovery						
Net Cost/(Benefit)	-	-	-	30	30	30
Incremental Full Time Equivalent Positions	-	-	-	-	-	-

Class Estimate: 4

The Drinking Water Quality Strategy Project, completed in 2012, has determined that chlorination at the existing pumping stations should continue in order to maintain a chlorine residual in the distribution system. The existing chlorination system uses chlorine gas, which is a hazardous chemical.

Funds are for the design and installation of a new chlorine system or for the existing system to be upgraded in order to reduce risks.

Detailed design work will provide a class 3 estimate prior to construction.

Annual operating costs of $30,000 starting in 2026 are for additional monthly maintenance inspections and increased natural gas and electricity for ventilation of chlorine environments when occupied, and have been included in the operating budget.

The expected life of these assets is 25 years.

Project Name: **Regulatory Assessment of Water System Infrastructure and Supply Sources**

Standing Policy Committee: Water, Waste and Environment

Department: Water and Waste
Project: 2001000726

Service: Water
OurWinnipeg: Environmental Resilience

AUTHORIZATION	Previous Budgets	2023 Estimate	FORECAST 2024	2025	2026	2027	2028	Five-Year Forecast Total	Six-Year Total
Project Costs ($000's)	575	-	-	-	250	-	-	250	250
Financed by:									
Retained Earnings					250			250	250

CASH FLOW	2023	2024	2025	2026	2027	2028	Beyond 2028	Total
Project Costs ($000's)	-	-	-	250	-	-	-	250
Financed by:								
Retained Earnings				250				250

NET OPERATING IMPACT ($000's)	2023	2024	2025	2026	2027	2028
Operating costs						
Debt and finance charges						
Transfer to General Capital Fund						
Total Direct Costs	-	-	-	-	-	-
Less: Incremental Revenue/Recovery						
Net Cost/(Benefit)	-	-	-	-	-	-
Incremental Full Time Equivalent Positions	-	-	-	-	-	-

Class Estimate: 3

A drinking water system infrastructure assessment is required under the Provincial Drinking Water Safety Act. The objective of the report is to carry out an onsite evaluation to identify, analyze, and mitigate any potential adverse health risks and environmental impacts associated with the water system in a "source to tap" methodology. This work will also determine whether the water system's source, facilities, equipment, and operations are effective in producing safe drinking water, and meet current regulations.

Infrastructure assessment reports are required on a five-year reporting frequency.

Project Name: **Deacon Reservoir Cell Rehabilitation**

Standing Policy Committee: Water, Waste and Environment

Department: Water and Waste
Project: 2011000126

Service: Water
OurWinnipeg: Environmental Resilience

AUTHORIZATION	Previous Budgets	2023 Estimate	FORECAST 2024	2025	2026	2027	2028	Five-Year Forecast Total	Six-Year Total
Project Costs ($000's)	-	-	-	-	100	-	-	100	100
Financed by:									
Retained Earnings					100			100	100

CASH FLOW	2023	2024	2025	2026	2027	2028	Beyond 2028	Total
Project Costs ($000's)	-	-	-	100	-	-	-	100
Financed by:								
Retained Earnings				100				100

NET OPERATING IMPACT ($000's)	2023	2024	2025	2026	2027	2028
Operating costs						
Debt and finance charges						
Transfer to General Capital Fund						
Total Direct Costs	-	-	-	-	-	-
Less: Incremental Revenue/Recovery						
Net Cost/(Benefit)	-	-	-	-	-	-
Incremental Full Time Equivalent Positions	-	-	-	-	-	-

Class Estimate: 5

The Deacon Reservoir is used to supplement the City's water supply when the daily demand exceeds the capacity of the Shoal Lake Aqueduct and to provide water during Shoal Lake Aqueduct shutdowns. A topographic survey of the top of the reservoir dikes found some top of dike elevations that were substantially lower than design elevations. Geotechnical testing was completed and found that the dike fill remains well compacted and consolidation of the soils below the dikes is ongoing but is slowing over time. Based on existing water demands and the operational strategy of the reservoir, consolidation will continue to be monitored through dike surveys and any dike raises will be deferred until water demands increase.

Preliminary design work will provide a class 3 estimate prior to construction.

The expected life of this asset is 50 years.

Project Name: **Discharge Meter Upgrades at the In-town Pumping Stations**

Standing Policy Committee: Water, Waste and Environment

Department: Water and Waste
Project: 2005001623
Service: Water
OurWinnipeg: Environmental Resilience

AUTHORIZATION	Previous Budgets	2023 Estimate	FORECAST 2024	2025	2026	2027	2028	Five-Year Forecast Total	Six-Year Total
Project Costs ($000's)	-	550	2,150	-	-	-	-	2,150	2,700
Financed by:									
Retained Earnings		550	2,150					2,150	2,700

CASH FLOW	2023	2024	2025	2026	2027	2028	Beyond 2028	Total
Project Costs ($000's)	550	2,150	-	-	-	-	-	2,700
Financed by:								
Retained Earnings	550	2,150						2,700

NET OPERATING IMPACT ($000's)	2023	2024	2025	2026	2027	2028
Operating costs						
Debt and finance charges						
Transfer to General Capital Fund						
Total Direct Costs	-	-	-	-	-	-
Less: Incremental Revenue/Recovery						
Net Cost/(Benefit)	-	-	-	-	-	-
Incremental Full Time Equivalent Positions	-	-	-	-	-	-

Class Estimate: See table below

	2023	2024	2025	2026	2027	2028
Class Estimate	**3**	**3**				
Authorization ($000's)						
Detailed Design & Construction	550	2,150				

The in-town pumping stations supply 100% of the City's daily water use. Accurate flow measurement of water leaving the pumping stations is critical to the operation of the water distribution system. Due to age and lack of hardware support, the accuracy of the existing meters is not within an acceptable range.

Funds are to replace the meters and provide a means of secondary measurement.

The expected life of this asset is 25 years.

Project Name: **Water Treatment Plant Programmable Logic Controllers Upgrade**

Standing Policy Committee: Water, Waste and Environment

Department: Water and Waste
Project: 2010002123

Service: Water
OurWinnipeg: Environmental Resilience

AUTHORIZATION	Previous Budgets	2023 Estimate	FORECAST 2024	2025	2026	2027	2028	Five-Year Forecast Total	Six-Year Total
Project Costs ($000's)	-	2,000	3,880	-	-	-	-	3,880	5,880
Financed by:									
Retained Earnings		2,000	3,880					3,880	5,880

CASH FLOW	2023	2024	2025	2026	2027	2028	Beyond 2028	Total
Project Costs ($000's)	2,000	3,880	-	-	-	-	-	5,880
Financed by:								
Retained Earnings	2,000	3,880						5,880

NET OPERATING IMPACT ($000's)	2023	2024	2025	2026	2027	2028
Operating costs						
Debt and finance charges						
Transfer to General Capital Fund						
Total Direct Costs	-	-	-	-	-	-
Less: Incremental Revenue/Recovery						
Net Cost/(Benefit)	-	-	-	-	-	-
Incremental Full Time Equivalent Positions	-	-	-	-	-	-

Class Estimate: See table below

	2023	2024	2025	2026	2027	2028
Class Estimate	**3**	**3**				
Authorization ($000's)						
Detailed Design & Construction	2,000	3,880				

Programmable Logic Controllers (PLCs) are specialized hardware with customized software that provide local control of systems and processes at the Winnipeg Drinking Water Treatment Plant. The PLCs currently in use at the Winnipeg Drinking Water Treatment Plant have reached industry standard for replacement and are in the process of being discontinued by their manufacturer. To ensure a continuous supply of water to the City of Winnipeg, the PLCs will need to be replaced. Communication hardware associated with the PLCs is nearing end of life and will need to be replaced.

The expected service life of the PLCs is 10 years but will depend on technical advancement in the process automation field.

Project Name: **Water Treatment Plant Asset Refurbishment and Replacement Program**

Standing Policy Committee: Water, Waste and Environment

Department: Water and Waste
Project: 2002500823
Service: Water
OurWinnipeg: Environmental Resilience

AUTHORIZATION	Previous Budgets	2023 Estimate	FORECAST 2024	2025	2026	2027	2028	Five-Year Forecast Total	Six-Year Total
Project Costs ($000's)	N/A *	2,200	9,800	-	-	1,300	11,350	22,450	24,650
Financed by:									
Retained Earnings		2,200	9,800			1,300	11,350	22,450	24,650

CASH FLOW	2023	2024	2025	2026	2027	2028	Beyond 2028	Total
Project Costs ($000's)	2,200	9,800	-	-	1,300	11,350	-	24,650
Financed by:								
Retained Earnings	2,200	9,800			1,300	11,350		24,650

NET OPERATING IMPACT ($000's)	2023	2024	2025	2026	2027	2028
Operating costs						
Debt and finance charges						
Transfer to General Capital Fund						
Total Direct Costs	-	-	-	-	-	-
Less: Incremental Revenue/Recovery						
Net Cost/(Benefit)	-	-	-	-	-	-
Incremental Full Time Equivalent Positions	-	-	-	-	-	-

Class Estimate: Not applicable, as this is a program

The Winnipeg Drinking Water Treatment Plant provides treated drinking water to the City of Winnipeg. The continued upkeep and maintenance of the Winnipeg Drinking Water Treatment Plant's assets is required to ensure a continuous supply of water. An asset refurbishment and replacement plan has been developed to address asset lifecycle issues at the water treatment plant as they arise.

Condition assessment of the water treatment plant assets is ongoing and the asset refurbishment and replacement program will address items as they are identified and prioritized.

Individual projects within this program will be revised to class 3 estimates through preliminary engineering prior to construction.

The estimated life of a rehabilitated asset ranges from 20 to 80 years, depending on asset type, condition, and the rehabilitation method used.

* N/A - No amounts have been included in the "Previous Budgets" due to this program's on-going nature.

Project Name: **Greater Winnipeg Water District Railway Capital Upgrades**

Standing Policy Committee: Water, Waste and Environment

Department: Water and Waste
Project: 2006000524
Service: Water
OurWinnipeg: Environmental Resilience

AUTHORIZATION	Previous Budgets	2023 Estimate	FORECAST 2024	2025	2026	2027	2028	Five-Year Forecast Total	Six-Year Total
Project Costs ($000's)	-	-	150	850	-	300	2,000	3,300	3,300
Financed by:									
Retained Earnings			150	850		300	2,000	3,300	3,300

CASH FLOW	2023	2024	2025	2026	2027	2028	Beyond 2028	Total
Project Costs ($000's)	-	150	850	-	300	2,000	-	3,300
Financed by:								
Retained Earnings		150	850		300	2,000		3,300

NET OPERATING IMPACT ($000's)	2023	2024	2025	2026	2027	2028
Operating costs						
Debt and finance charges						
Transfer to General Capital Fund						
Total Direct Costs	-	-	-	-	-	-
Less: Incremental Revenue/Recovery						
Net Cost/(Benefit)	-	-	-	-	-	-
Incremental Full Time Equivalent Positions	-	-	-	-	-	-

Class Estimate: See table below

	2023	2024	2025	2026	2027	2028
Class Estimate		3/3	3		5	5
Authorization ($000's)						
Preliminary Design		35				
Detailed Design & Construction		115	850		300	2,000

The Greater Winnipeg Water District (GWWD) Railway line, which parallels the Shoal Lake Aqueduct from Winnipeg to Shoal Lake, provides access for maintenance of the Aqueduct along its entire length. It also allows for delivery of vital goods and services to the Shoal Lake Aqueduct Intake Facility and the Winnipeg Drinking Water Treatment Plant that protect the quality and safety of the City's water supply. Capital upgrades are required to the railway and associated appurtenances in order to ensure its continued reliable operation.

The expected life of this asset is 50 years.

Project Name: **Water Supply, Treatment, and Distribution Electrical Upgrades**

Standing Policy Committee: Water, Waste and Environment

Department: Water and Waste
Project: 2001003624

Service: Water
OurWinnipeg: Environmental Resilience

AUTHORIZATION	Previous Budgets	2023 Estimate	FORECAST 2024	2025	2026	2027	2028	Five-Year Forecast Total	Six-Year Total
Project Costs ($000's)	N/A *	-	150	-	-	1,600	-	1,750	1,750
Financed by:									
Retained Earnings			150			1,600		1,750	1,750

CASH FLOW	2023	2024	2025	2026	2027	2028	Beyond 2028	Total
Project Costs ($000's)	-	150	-	-	1,600	-	-	1,750
Financed by:								
Retained Earnings		150			1,600			1,750

NET OPERATING IMPACT ($000's)	2023	2024	2025	2026	2027	2028
Operating costs						
Debt and finance charges						
Transfer to General Capital Fund						
Total Direct Costs	-	-	-	-	-	-
Less: Incremental Revenue/Recovery						
Net Cost/(Benefit)	-	-	-	-	-	-
Incremental Full Time Equivalent Positions	-	-	-	-	-	-

Class Estimate: Not applicable, as this is a program

Maintaining the condition and performance of electrical equipment is vital to the safe and continuous supply, treatment, and distribution of drinking water for the City of Winnipeg. Electrical inspections will be undertaken in a phased approach at the City's various water facilities to test and assess the condition and performance of critical electrical equipment. Extensive repairs or upgrades that are identified in the inspections will be subject to future capital requests.

Power quality monitoring at the Winnipeg Drinking Water Treatment Plant has also identified the need for a comprehensive grounding study for the facility and items that could lead to equipment issues. An investigation and recommendations for mitigation strategies will be undertaken.

Additional funds may be required in future years to implement the recommendations of this inspection and study.

The expected life of the assets is 40 years.

* N/A - No amounts have been included in the "Previous Budgets" due to this program's on-going nature.

Project Name: **Ultraviolet Light Disinfection Upgrade/Rehabilitation**

Standing Policy Committee: Water, Waste and Environment

Department: Water and Waste
Project: 2005001523

Service: Water
OurWinnipeg: Environmental Resilience

AUTHORIZATION	Previous Budgets	2023 Estimate	FORECAST 2024	2025	2026	2027	2028	Five-Year Forecast Total	Six-Year Total
Project Costs ($000's)	2,617	400	-	-	-	-	-	-	400
Financed by:									
Retained Earnings		400						-	400

CASH FLOW	2023	2024	2025	2026	2027	2028	Beyond 2028	Total
Project Costs ($000's)	400	-	-	-	-	-	-	400
Financed by:								
Retained Earnings	400							400

NET OPERATING IMPACT ($000's)	2023	2024	2025	2026	2027	2028
Operating costs						
Debt and finance charges						
Transfer to General Capital Fund						
Total Direct Costs	-	-	-	-	-	-
Less: Incremental Revenue/Recovery						
Net Cost/(Benefit)	-	-	-	-	-	-
Incremental Full Time Equivalent Positions	-	-	-	-	-	-

Class Estimate: 1

Filtered water produced by the Winnipeg Drinking Water Treatment Plant undergoes final treatment by ultraviolet (UV) light at the Deacon Booster Pumping Station before being delivered to the City's water distribution system. The UV light disinfection system is an integral part of the treatment process to remove pathogens. A 2016 assessment report recommended upgrades based on current research to optimize the efficiency of system components that have reached end of life to continue maintaining effective UV light disinfection.

The expected life of this asset is 20 years.

Project Name: **HVAC Upgrades at Pumping Stations**

Standing Policy Committee: Water, Waste and Environment

Department: Water and Waste
Project: 2005001423

Service: Water
OurWinnipeg: Environmental Resilience

AUTHORIZATION	Previous Budgets	2023 Estimate	FORECAST 2024	2025	2026	2027	2028	Five-Year Forecast Total	Six-Year Total
Project Costs ($000's)	N/A *	450	-	-	-	-	1,850	1,850	2,300
Financed by:									
Retained Earnings		450					1,850	1,850	2,300

CASH FLOW	2023	2024	2025	2026	2027	2028	Beyond 2028	Total
Project Costs ($000's)	450	-	-	-	-	1,850	-	2,300
Financed by:								
Retained Earnings	450					1,850		2,300

NET OPERATING IMPACT ($000's)	2023	2024	2025	2026	2027	2028
Operating costs						
Debt and finance charges						
Transfer to General Capital Fund						
Total Direct Costs	-	-	-	-	-	-
Less: Incremental Revenue/Recovery						
Net Cost/(Benefit)	-	-	-	-	-	-
Incremental Full Time Equivalent Positions	-	-	-	-	-	-

Class Estimate: Not applicable, as this is a program

The City's Regional Water Distribution System consists of three regional pumping stations (MacLean, McPhillips, and Hurst) and two booster pumping stations (Deacon Booster Pumping Station and Tache Booster Pumping Station). These pumping stations are critical infrastructure for the City and failure of any of the systems at these facilities has the potential to disrupt the City's residential, commercial, industrial, and fire protection water supplies.

The MacLean, McPhillips, Hurst, and Deacon Booster pumping stations require cooling upgrades to ensure continued operation.

The estimated life of the assets is 20 years.

* N/A - No amounts have been included in the "Previous Budgets" due to this program's on-going nature.

Project Name: **CentrePort South (formerly Airport Area West) Water and Sewer Servicing**

Standing Policy Committee: Water, Waste and Environment

Department: Water and Waste
Project: 2004001223

Service: Water
OurWinnipeg: Environmental Resilience

AUTHORIZATION	Previous Budgets	2023 Estimate	FORECAST 2024	2025	2026	2027	2028	Five-Year Forecast Total	Six-Year Total
Project Costs ($000's)	5,000	10,000	-	-	-	-	-	-	10,000
Financed by:									
Federal/Provincial Government Funding		5,000						-	5,000
Province of Manitoba Strategic Infrastructure Funding		5,000						-	5,000

CASH FLOW	2023	2024	2025	2026	2027	2028	Beyond 2028	Total
Project Costs ($000's)	-	7,125	2,875	-	-	-	-	10,000
Financed by:								
Federal/Provincial Government Funding		3,562	1,438					5,000
Province of Manitoba Strategic Infrastructure Funding		3,563	1,437					5,000

NET OPERATING IMPACT ($000's)	2023	2024	2025	2026	2027	2028
Operating costs		184	184	184	184	184
Debt and finance charges						
Transfer to General Capital Fund						
Total Direct Costs	-	184	184	184	184	184
Less: Incremental Revenue/Recovery						
Net Cost/(Benefit)	-	184	184	184	184	184
Incremental Full Time Equivalent Positions	-	-	-	-	-	-

Class Estimate: 3

This project includes the detailed design and construction of a water feeder main extension, a new sewer lift station and force main connection to the Inkster Interceptor, as well as land acquisition and administrative costs.

Work will be separated into phases to provide servicing for the area as development occurs. Included in this project is a temporary full-time equivalent (FTE) Senior Project Manager position for the duration of the project. The position will be funded through capital, 75% from the Sewage Disposal System Fund, 25% from the Waterworks System Fund.

Total funding in 2023 includes $20.0 million funded by the Manitoba Strategic Infrastructure Funding and an additional $20.0 million related to the Federal Government's share of the project. The Province of Manitoba has committed to pay this funding if the Federal Government does not confirm their share. This project is conditional on the approval of the Provincial budget in 2023.

All funding for this project is split 25% to Waterworks System Fund and 75% to Sewage Disposal System Fund.

Forecasted operating costs include general Inspections, equipment removal and overhaul, minor repairs to electrical/process mechanical/ mechanical/structural. These amounts have not yet been reviewed by Council and are subject to change during future budget processes.

The expected life of the assets is 75 years.

Project Name: **Feeder Main Condition Assessment and Rehabilitation**

Standing Policy Committee: Water, Waste and Environment

Department: Water and Waste
Project: 2004000723

Service: Water
OurWinnipeg: Environmental Resilience

AUTHORIZATION	Previous Budgets	2023 Estimate	FORECAST 2024	2025	2026	2027	2028	Five-Year Forecast Total	Six-Year Total
Project Costs ($000's)	N/A *	300	3,700	2,700	350	-	250	7,000	7,300
Financed by:									
Retained Earnings		300	3,700	2,700	350		250	7,000	7,300

CASH FLOW	2023	2024	2025	2026	2027	2028	Beyond 2028	Total
Project Costs ($000's)	300	3,700	2,700	350	-	250	-	7,300
Financed by:								
Retained Earnings	300	3,700	2,700	350		250		7,300

NET OPERATING IMPACT ($000's)	2023	2024	2025	2026	2027	2028
Operating costs						
Debt and finance charges						
Transfer to General Capital Fund						
Total Direct Costs	-	-	-	-	-	-
Less: Incremental Revenue/Recovery						
Net Cost/(Benefit)	-	-	-	-	-	-
Incremental Full Time Equivalent Positions	-	-	-	-	-	-

Class Estimate: Not applicable, as this is a program

Feeder mains are specialized large diameter pipes used to convey drinking water throughout the City. The majority of feeder mains were installed in the 1960s and require inspection, testing, and maintenance to preserve the asset. Funds are for condition assessment and rehabilitation work, including structural assessments, inspections, purchase of testing equipment, replacement of valves and related components, structural repairs, valve chamber rehabilitation, and restoration works.

Condition assessments of the feeder mains are ongoing and the feeder main condition assessment and rehabilitation program will address items as they are identified and prioritized.

The estimated life of a rehabilitated asset ranges from 20 to 80 years, depending on asset type, condition, and the rehabilitation method used.

Individual projects within this program will be revised to class 3 estimates through preliminary engineering prior to construction.

* N/A - No amounts have been included in the "Previous Budgets" due to this program's on-going nature.

Project Name: **Water Meter Renewals**

Standing Policy Committee: Water, Waste and Environment

Department: Water and Waste
Project: 2001003425

Service: Water
OurWinnipeg: Leadership and Good Governance

AUTHORIZATION	Previous Budgets	2023 Estimate	FORECAST 2024	2025	2026	2027	2028	Five-Year Forecast Total	Six-Year Total
Project Costs ($000's)	450	-	-	16,000	23,000	38,000	36,000	113,000	113,000
Financed by:									
Water Meter Renewal Reserve				16,000	23,000	38,000	36,000	113,000	113,000

CASH FLOW	2023	2024	2025	2026	2027	2028	Beyond 2028	Total
Project Costs ($000's)	-	-	16,000	23,000	38,000	36,000	-	113,000
Financed by:								
Water Meter Renewal Reserve			16,000	23,000	38,000	36,000		113,000

NET OPERATING IMPACT ($000's)	2023	2024	2025	2026	2027	2028
Operating costs						
Debt and finance charges						
Transfer to General Capital Fund						
Total Direct Costs	-	-	-	-	-	-
Less: Incremental Revenue/Recovery						
Net Cost/(Benefit)	-	-	-	-	-	-
Incremental Full Time Equivalent Positions	-	-	-	-	-	-

Class Estimate: See table below

	2023	2024	2025	2026	2027	2028
Class Estimate			**5/5/5**	**5**	**5**	**5**
Authorization ($000's)						
Feasibility			500			
Preliminary Design			1,500			
Detailed Design & Construction			14,000	23,000	38,000	36,000

The majority of the City's inventory of water meters are at end of life. Funding in previous years will be used to review current water meter technology, validate the best replacement technology, and develop a plan and class 3 estimate for implementation of a multi-year direct-read water meter replacement program.

Implementation of the water meter renewal project is forecast to be funded by the Water Meter Renewal Reserve fund starting in 2025. On January 30, 2020, Council authorized the establishment of the Water Meter Renewal Reserve. The reserve will accumulate funds for replacement and renewal of aging water meters and an advanced meter system.

This project may include a maximum of 1 temporary capital funded full-time equivalents.

The estimated life of a water meter is 15 years.

Project Name: **Water Main Renewals**

Standing Policy Committee: Water, Waste and Environment

Department: Water and Waste
Project: 2013100123

Service: Water
OurWinnipeg: Environmental Resilience

AUTHORIZATION	Previous Budgets	2023 Estimate	FORECAST 2024	2025	2026	2027	2028	Five-Year Forecast Total	Six-Year Total
Project Costs ($000's)	N/A *	18,000	19,000	19,500	20,250	21,250	22,750	102,750	120,750
Financed by:									
Water Main Renewal Reserve		18,000	19,000	19,500	20,250	21,250	22,750	102,750	120,750

CASH FLOW	2023	2024	2025	2026	2027	2028	Beyond 2028	Total
Project Costs ($000's)	18,000	19,000	19,500	20,250	21,250	22,750	-	120,750
Financed by:								
Water Main Renewal Reserve	18,000	19,000	19,500	20,250	21,250	22,750		120,750

NET OPERATING IMPACT ($000's)	2023	2024	2025	2026	2027	2028
Operating costs						
Debt and finance charges						
Transfer to General Capital Fund						
Total Direct Costs	-	-	-	-	-	-
Less: Incremental Revenue/Recovery						
Net Cost/(Benefit)	-	-	-	-	-	-
Incremental Full Time Equivalent Positions	-	-	-	-	-	-

Class Estimate: Not applicable, as this is a program

This is a continuing program to replace and/or rehabilitate deteriorating water main infrastructure. Funding is used for water main replacement, cathodic protection, valve and hydrant replacement/rehabilitation, correction of dead end mains, upgrading of substandard mains, water system studies, assessments, development of design standards and replacement of problem water services within the City right-of-way, and hydraulic improvements for fire protection purposes. Funding is also used for integrated right-of-way renewal programs coordinated with the Public Works Department.

The expected remaining life of each rehabilitated water main ranges from 20 to 80 years, depending on the rehabilitation technology and the asset condition.

Funds will also be utilized to manage the water infrastructure asset register, and ongoing operating costs associated with software licensing and maintenance have been included in the operating budget.

* N/A - No amounts have been included in the "Previous Budgets" due to this program's on-going nature.

Project Name: **Customer Billing and Work Management Systems Upgrades Program**

Standing Policy Committee: Water, Waste and Environment

Department: Water and Waste
Project: 2010001223

Service: Water
OurWinnipeg: Leadership and Good Governance

AUTHORIZATION	Previous Budgets	2023 Estimate	FORECAST 2024	2025	2026	2027	2028	Five-Year Forecast Total	Six-Year Total
Project Costs ($000's)	N/A *	2,050	750	900	1,750	175	180	3,755	5,805
Financed by:									
Retained Earnings		550	750	900	1,750	175	180	3,755	4,305
Transfer from Prior Year Authorization		1,500						-	1,500

CASH FLOW	2023	2024	2025	2026	2027	2028	Beyond 2028	Total
Project Costs ($000's)	2,050	750	900	1,750	175	180	-	5,805
Financed by:								
Retained Earnings	550	750	900	1,750	175	180		4,305
Transfer from Prior Year Authorization	1,500							1,500

NET OPERATING IMPACT ($000's)	2023	2024	2025	2026	2027	2028
Operating costs						
Debt and finance charges						
Transfer to General Capital Fund						
Total Direct Costs	-	-	-	-	-	-
Less: Incremental Revenue/Recovery						
Net Cost/(Benefit)	-	-	-	-	-	-
Incremental Full Time Equivalent Positions	-	-	-	-	-	-

Class Estimate: Not applicable, as this is a program

Customer Care and Billing (CCB) is used to manage customer accounts and collections for Water, Wastewater and Solid Waste services. Work Order and Asset Management (WAM) is used in the delivery of Water and Wastewater services for work planning, management, infrastructure preventative maintenance and renewal programs. Both CCB and WAM require ongoing product updates to ensure these systems can support the day-to-day operations within the Water and Waste Department.

This program will maintain the CCB and WAM systems to meet current and future business requirements resulting from functional, technical, and business continuity changes.

This project may include a maximum of 2 temporary capital funded full-time equivalents (FTEs) shared between Waterworks System and Sewage Disposal funds.

Funding in 2023 includes $1.5 million rebudgeted from capital budget authorized in 2018, 2019 and 2020 - see Appendix 4.

The estimated life of the assets is 10 years.

Funding and FTEs for this program are split between the Waterworks System Fund and the Sewage Disposal System Fund.

*N/A - No amounts have been included in the "Previous Budgets" due to this program's on-going nature.

Project Name: **Application and Data Integration**

Standing Policy Committee: Water, Waste and Environment

Department: Water and Waste
Project: 2010001823

Service: Water
OurWinnipeg: Leadership and Good Governance

AUTHORIZATION	Previous Budgets	2023 Estimate	FORECAST 2024	2025	2026	2027	2028	Five-Year Forecast Total	Six-Year Total
Project Costs ($000's)	N/A *	250	965	515	320	-	-	1,800	2,050
Financed by:									
Retained Earnings			965	515	320			1,800	1,800
Transfer from Prior Year Authorization		250						-	250

CASH FLOW	2023	2024	2025	2026	2027	2028	Beyond 2028	Total
Project Costs ($000's)	250	965	515	320	-	-	-	2,050
Financed by:								
Retained Earnings		965	515	320				1,800
Transfer from Prior Year Authorization	250							250

NET OPERATING IMPACT ($000's)	2023	2024	2025	2026	2027	2028
Operating costs						
Debt and finance charges						
Transfer to General Capital Fund						
Total Direct Costs	-	-	-	-	-	-
Less: Incremental Revenue/Recovery						
Net Cost/(Benefit)	-	-	-	-	-	-
Incremental Full Time Equivalent Positions	-	-	-	-	-	-

Class Estimate: Not applicable, as this is a program

This program will integrate various applications and data sources at the Water and Waste Department to be able to connect information across systems and to obtain a single source of truth. This will expand service delivery capabilities, improve access to and sharing of data and information, and enable new applications and technologies to provide superior utility service to customers.

Funding in 2023 includes $250,000 rebudgeted from capital budget authorized in 2020 - see Appendix 4.

The estimated life of the assets is 10 years.

*N/A - No amounts have been included in the "Previous Budgets" due to this program's on-going nature.

Project Name: **Digital Enablement (formerly Digital Enablement for Plant and Field Employees)**

Standing Policy Committee: Water, Waste and Environment

Department: Water and Waste
Project: 2010001923

Service: Water
OurWinnipeg: Leadership and Good Governance

AUTHORIZATION	Previous Budgets	2023 Estimate	FORECAST 2024	2025	2026	2027	2028	Five-Year Forecast Total	Six-Year Total
Project Costs ($000's)	N/A *	1,200	1,250	500	250	-	-	2,000	3,200
Financed by:									
Retained Earnings			1,250	500	250			2,000	2,000
Transfer from Prior Year Authorization		1,200						-	1,200

CASH FLOW	2023	2024	2025	2026	2027	2028	Beyond 2028	Total
Project Costs ($000's)	1,200	1,250	500	250	-	-	-	3,200
Financed by:								
Retained Earnings		1,250	500	250				2,000
Transfer from Prior Year Authorization	1,200							1,200

NET OPERATING IMPACT ($000's)	2023	2024	2025	2026	2027	2028
Operating costs						
Debt and finance charges						
Transfer to General Capital Fund						
Total Direct Costs	-	-	-	-	-	-
Less: Incremental Revenue/Recovery						
Net Cost/(Benefit)	-	-	-	-	-	-
Incremental Full Time Equivalent Positions	-	-	-	-	-	-

Class Estimate: Not applicable, as this is a program

This program will develop and implement technology solutions that can be leveraged by plant and field employees to perform their work more effectively and efficiently, and provide timely information to the public and 311. This will increase productivity by reducing manual effort, improve accessibility to information, improve accuracy and quality of information, reduce time to record and retrieve information, improve communication, and improve customer service and experience.

Funding in 2023 includes $1.2 million rebudgeted from capital budget authorized in 2020 and 2021 - see Appendix 4.

The estimated life of the assets is 10 years.

*N/A - No amounts have been included in the "Previous Budgets" due to this program's on-going nature.

Project Name: **Sludge Drying Beds Decommissioning**

Standing Policy Committee: Water, Waste and Environment

Department: Water and Waste
Project: 2034001124

Service: Wastewater
OurWinnipeg: Environmental Resilience

AUTHORIZATION	Previous Budgets	2023 Estimate	FORECAST 2024	2025	2026	2027	2028	Five-Year Forecast Total	Six-Year Total
Project Costs ($000's)	-	-	375	-	-	-	-	375	375
Financed by:									
Retained Earnings			375					375	375

CASH FLOW	2023	2024	2025	2026	2027	2028	Beyond 2028	Total
Project Costs ($000's)	-	375	-	-	-	-	-	375
Financed by:								
Retained Earnings		375						375

NET OPERATING IMPACT ($000's)	2023	2024	2025	2026	2027	2028
Operating costs						
Debt and finance charges						
Transfer to General Capital Fund						
Total Direct Costs	-	-	-	-	-	-
Less: Incremental Revenue/Recovery						
Net Cost/(Benefit)	-	-	-	-	-	-
Incremental Full Time Equivalent Positions	-	-	-	-	-	-

Class Estimate: 3

The former sludge drying beds in West St. Paul are no longer being used for storage. Decommissioning the sludge drying beds is a condition of closing the Environment Act Licence 1089 E RR. This work will develop a class 3 estimate for a decommissioning plan and identify options for future use.

Additional funds may be required in future years to implement the recommendations of this plan.

Project Name: **Process Control System Master Plan and Upgrade**

Standing Policy Committee: Water, Waste and Environment

Department: Water and Waste
Project: 2040000623

Service: Wastewater
OurWinnipeg: Environmental Resilience

AUTHORIZATION	Previous Budgets	2023 Estimate	FORECAST 2024	2025	2026	2027	2028	Five-Year Forecast Total	Six-Year Total
Project Costs ($000's)	N/A *	750	-	3,250	11,000	-	-	14,250	15,000
Financed by:									
Retained Earnings				3,250	11,000			14,250	14,250
Transfer from Prior Year Authorization		750						-	750

CASH FLOW	2023	2024	2025	2026	2027	2028	Beyond 2028	Total
Project Costs ($000's)	750	-	3,250	11,000	-	-	-	15,000
Financed by:								
Retained Earnings			3,250	11,000				14,250
Transfer from Prior Year Authorization	750							750

NET OPERATING IMPACT ($000's)	2023	2024	2025	2026	2027	2028
Operating costs						
Debt and finance charges						
Transfer to General Capital Fund						
Total Direct Costs	-	-	-	-	-	-
Less: Incremental Revenue/Recovery						
Net Cost/(Benefit)	-	-	-	-	-	-
Incremental Full Time Equivalent Positions	-	-	-	-	-	-

Class Estimate: Not applicable, as this is a program

The Water and Waste Department's three sewage treatment plants utilize a Distributed Control System (DCS) with a Human Machine Interface (HMI) for process control. It is an intricate network of specialized computers that monitor thousands of sensors throughout the plants and controls the treatment processes by making calculations and adjustments prescribed by operators and process control analysts.

An Automation Master Plan was developed for the sewage treatment plants in 2012. The DCS system will be replaced with a Programmable Logic Controller (PLC) based system and a new HMI system will be installed at all three treatment plants. The replacement of the DCS and HMI systems at the North End and South End Sewage Treatment Plants are part of the major capital upgrade projects at these facilities.

This program will develop a plan to ensure operational reliability throughout the upgrades and in the long term once the upgrades are complete. The major components of this program include: maintaining the DCS and HMI systems until replacement, upgrading the inter-plant communication systems and network security components, and replacement of the West End Sewage Treatment Plant DCS and HMI systems.

Funding in 2023 includes $750,000 rebudgeted from capital budget authorized in 2018 - see Appendix 4. An additional $750,000 from 2018 authorized capital budget was returned to Retained Earnings for redistribution in 2025.

The class estimate will be refined to a class 3 prior to undertaking upgrades.

The expected life of the assets is 10 years.

* N/A - No amounts have been included in the "Previous Budgets" due to this program's on-going nature.

Project Name: **Asset Refurbishment and Replacement Program**

Standing Policy Committee: Water, Waste and Environment

Department: Water and Waste
Project: 2030000523

Service: Wastewater
OurWinnipeg: Environmental Resilience

AUTHORIZATION	Previous Budgets	2023 Estimate	FORECAST 2024	2025	2026	2027	2028	Five-Year Forecast Total	Six-Year Total
Project Costs ($000's)	N/A *	7,000	6,500	7,500	5,500	5,500	6,500	31,500	38,500
Financed by:									
Retained Earnings		7,000	6,500	7,500	5,500	5,500	6,500	31,500	38,500

CASH FLOW	2023	2024	2025	2026	2027	2028	Beyond 2028	Total
Project Costs ($000's)	7,000	6,500	7,500	5,500	5,500	6,500	-	38,500
Financed by:								
Retained Earnings	7,000	6,500	7,500	5,500	5,500	6,500		38,500

NET OPERATING IMPACT ($000's)	2023	2024	2025	2026	2027	2028
Operating costs						
Debt and finance charges						
Transfer to General Capital Fund						
Total Direct Costs	-	-	-	-	-	-
Less: Incremental Revenue/Recovery						
Net Cost/(Benefit)	-	-	-	-	-	-
Incremental Full Time Equivalent Positions	-	-	-	-	-	-

Class Estimate: Not applicable, as this is a program

A risk and criticality review of the City's three sewage treatment plants has been undertaken to assess the condition of assets and to develop a refurbishment and replacement plan for the next 25 years. The improvements identified will address process reliability, mechanical, electrical, structural components, building envelope, and safety at all three locations including any related works required such as environmental studies/assessments or decommissioning of assets. Operational efficiency improvements will also be identified and implemented in a coordinated fashion with the enhanced maintenance program.

Asset assessment and plan development are ongoing, which will continue to address items as identified. Class estimates for individual projects within this program will be revised to class 3 through preliminary engineering prior to construction.

The expected life of the structural components are 50 years and the expected life of the electrical and mechanical components are 25 years.

On January 26, 2023, Council authorized a first charge of up to $2.0 million prior to the adoption of the 2023 capital budget to allow for the award of contracts to ensure timely delivery of projects in this program.

* N/A - No amounts have been included in the "Previous Budgets" due to this program's on-going nature.

Project Name: **NEWPCC Upgrade: Nutrient Removal Facilities**

Standing Policy Committee: Water, Waste and Environment

Department: Water and Waste
Project: 203110030B

Service: Wastewater
OurWinnipeg: Environmental Resilience

AUTHORIZATION	Previous Budgets	2023 Estimate	FORECAST 2024	2025	2026	2027	2028	Five-Year Forecast Total	Six-Year Total
Project Costs ($000's)	3,000	15,000	-	-	-	-	-	-	15,000
Financed by:									
Environmental Projects Reserve		15,000						-	15,000

CASH FLOW	2023	2024	2025	2026	2027	2028	Beyond 2028	Total
Project Costs ($000's)	500	6,000	8,500	-	-	-	-	15,000
Financed by:								
Environmental Projects Reserve	500	6,000	8,500					15,000

NET OPERATING IMPACT (000's)	2023	2024	2025	2026	2027	2028
Operating costs						
Debt and finance charges						
Transfer to General Capital Fund						
Total Direct Costs	-	-	-	-	-	-
Less: Incremental Revenue/Recovery						
Net Cost/(Benefit)	-	-	-	-	-	-
Incremental Full Time Equivalent Positions	-	-	-	-	-	-

Class Estimate: 3

The Province is seeking to reduce nutrient loadings to Lake Winnipeg to reduce the associated algae blooms. The Province has placed a reduced nutrient loading on the North End Water Pollution Control Centre (NEWPCC)'s operating licence; this includes new limits for phosphorous and nitrogen. The NEWPCC Upgrade: Nutrient Removal Facilities project will address the regulatory requirements and end of life equipment. The project includes an intermediate pumping station, biological nutrient removal reactors and clarifiers, upgrades to the ultraviolet disinfection system and wet weather treatment system.

On January 26, 2023, Council approved the NEWPCC Upgrade - Nutrient Removal Facilities project as a 2022 capital project with a class 3 estimate of $3.0 million in 2022 and $15.0 million in 2023.

The initial $18.0 million will be used to update the preliminary design and cost estimate, determine the appropriate procurement methodology and commence procurement of the project. The remainder of the project funding is currently unfunded. Any budget increases resulting from the initial phase of work will be referred to the budget process.

The major benefits of constructing this project include ensuring regulatory compliance and maintaining essential level of service.

Significant risks associated with constructing this project include funding agreement approvals, project delay and the current volatile global market.

Significant risks of not constructing the project or deferring the project include inability to meet new regulations and inability to maintain essential level of service.

Approval of funding for the remaining works is conditional subject to securing Federal and Provincial Funding.

The expected life of the structural upgrades is 50 years, the expected life of the electrical and mechanical components is 25 years, and the expected life for technology assets is 10 years.

Project Name: **Arc Flash Hazard Analysis and Remediation**

Standing Policy Committee: Water, Waste and Environment

Department: Water and Waste
Project: 2030001823

Service: Wastewater
OurWinnipeg: Environmental Resilience

AUTHORIZATION	Previous Budgets	2023 Estimate	FORECAST 2024	2025	2026	2027	2028	Five-Year Forecast Total	Six-Year Total
Project Costs ($000's)	N/A *	800	150	-	-	-	-	150	950
Financed by:									
Retained Earnings		800	150					150	950

CASH FLOW	2023	2024	2025	2026	2027	2028	Beyond 2028	Total
Project Costs ($000's)	800	150	-	-	-	-	-	950
Financed by:								
Retained Earnings	800	150						950

NET OPERATING IMPACT ($000's)	2023	2024	2025	2026	2027	2028
Operating costs						
Debt and finance charges						
Transfer to General Capital Fund						
Total Direct Costs	-	-	-	-	-	-
Less: Incremental Revenue/Recovery						
Net Cost/(Benefit)	-	-	-	-	-	-
Incremental Full Time Equivalent Positions	-	-	-	-	-	-

Class Estimate: Not applicable, as this is a program

As part of the Canadian Standards Association Occupational Health and Safety Program, a standard entitled CSA Z462, Workplace Electrical Safety Standard has been adopted within the new Canadian Electrical Code.

The program will implement the recommendations from the Arc Flash Study on a priority/risk basis in conjunction with other electrical upgrades at the Department's facilities. This work includes decreasing the potential arc flash energy at various distribution points, upgrading equipment to lower fault energies, procuring personal protective equipment, and providing training. This is for compliance to the arc flash requirements in the electrical code. The Arc Flash Study was initially completed in 2011 and must be updated every five years.

The expected life of the assets is 50 years.

* N/A - No amounts have been included in the "Previous Budgets" due to this program's on-going nature.

Project Name: **Lift Stations Upgrading**

Standing Policy Committee: Water, Waste and Environment

Department: Water and Waste
Project: 2035000123

Service: Wastewater
OurWinnipeg: Environmental Resilience

AUTHORIZATION	Previous Budgets	2023 Estimate	FORECAST 2024	2025	2026	2027	2028	Five-Year Forecast Total	Six-Year Total
Project Costs ($000's)	N/A *	6,250	6,500	7,000	6,000	6,000	7,000	32,500	38,750
Financed by:									
Retained Earnings		6,250	6,500	7,000	6,000	6,000	7,000	32,500	38,750

CASH FLOW	2023	2024	2025	2026	2027	2028	Beyond 2028	Total
Project Costs ($000's)	6,250	6,500	7,000	6,000	6,000	7,000	-	38,750
Financed by:								
Retained Earnings	6,250	6,500	7,000	6,000	6,000	7,000		38,750

NET OPERATING IMPACT ($000's)	2023	2024	2025	2026	2027	2028
Operating costs						
Debt and finance charges						
Transfer to General Capital Fund						
Total Direct Costs	-	-	-	-	-	-
Less: Incremental Revenue/Recovery						
Net Cost/(Benefit)	-	-	-	-	-	-
Incremental Full Time Equivalent Positions	-	-	-	-	-	-

Class Estimate: Not applicable, as this is a program

This is a program for mitigating hydraulic, structural, safety, odour and aesthetic problems, as well as for undertaking capacity assessments for the 75 lift stations and associated force mains, gate chambers, and related works in the sewage collection system.

The program includes the condition assessment of all lift stations to establish rehabilitation priority and future funding requirements.

Class estimates for individual projects within this program will be revised to class 3 through preliminary engineering prior to construction.

The estimated life of the assets is 50 years.

* N/A - No amounts have been included in the "Previous Budgets" due to this program's on-going nature.

Project Name: **River Crossings Monitoring and Rehabilitation**

Standing Policy Committee: Water, Waste and Environment

Department: Water and Waste
Project: 2037500023

Service: Wastewater
OurWinnipeg: Environmental Resilience

AUTHORIZATION	Previous Budgets	2023 Estimate	FORECAST 2024	2025	2026	2027	2028	Five-Year Forecast Total	Six-Year Total
Project Costs ($000's)	N/A *	730	-	-	-	-	-	-	730
Financed by:									
Retained Earnings		730						-	730

CASH FLOW	2023	2024	2025	2026	2027	2028	Beyond 2028	Total
Project Costs ($000's)	730	-	-	-	-	-	-	730
Financed by:								
Retained Earnings	730							730

NET OPERATING IMPACT ($000's)	2023	2024	2025	2026	2027	2028
Operating costs						
Debt and finance charges						
Transfer to General Capital Fund						
Total Direct Costs	-	-	-	-	-	-
Less: Incremental Revenue/Recovery						
Net Cost/(Benefit)	-	-	-	-	-	-
Incremental Full Time Equivalent Positions	-	-	-	-	-	-

Class Estimate: Not applicable, as this is a program

This program is for the condition assessment, rehabilitation and/or replacement of the sewer river crossings, and for the installation of leak detection equipment on the existing waterway crossings.

The department has completed a risk assessment of all river crossings in order to determine a prioritization plan for ongoing condition assessment as well as to upgrade and replace any at-risk crossings as required by Environment Licences issued by the Province of Manitoba for the wastewater collection system in the City of Winnipeg.

These funds will also be used to install continuous leak detection monitoring equipment at river crossings as required by the Provincial Environmental Licence.

A class 3 estimate will be obtained prior to construction or inspection work.

*N/A - No amounts have been included in the "Previous Budgets" due to this program's on-going nature.

Project Name: **Combined Sewer Overflow and Basement Flood Management Strategy**

Standing Policy Committee: Water, Waste and Environment

Department: Water and Waste
Project: 2038000123

Service: Wastewater
OurWinnipeg: Environmental Resilience

AUTHORIZATION	Previous Budgets	2023 Estimate	FORECAST 2024	2025	2026	2027	2028	Five-Year Forecast Total	Six-Year Total
Project Costs ($000's)	N/A *	28,000	47,000	41,500	46,500	47,000	30,000	212,000	240,000
Financed by:									
Environmental Projects Reserve		28,000	47,000	41,500	46,500	47,000	30,000	212,000	240,000

CASH FLOW	2023	2024	2025	2026	2027	2028	Beyond 2028	Total
Project Costs ($000's)	28,000	47,000	41,500	46,500	47,000	30,000	-	240,000
Financed by:								
Environmental Projects Reserve	28,000	47,000	41,500	46,500	47,000	30,000		240,000

NET OPERATING IMPACT ($000's)	2023	2024	2025	2026	2027	2028
Operating costs						
Debt and finance charges						
Transfer to General Capital Fund						
Total Direct Costs	-	-	-	-	-	-
Less: Incremental Revenue/Recovery						
Net Cost/(Benefit)	-	-	-	-	-	-
Incremental Full Time Equivalent Positions	-	-	-	-	-	-

Class Estimate: Not applicable, as this is a program

The Combined Sewer Overflow (CSO) and Basement Flood Management Strategy projects will be driven by the CSO Master Plan, which was approved by the Province on November 13, 2019, developed to meet the requirements of Environment Act Licence No. 3042. The objectives of this multi-year program are to comply with the regulations to mitigate the impact of CSO's on the local water courses and improve basement flooding protection.

Funds budgeted are for the development and implementation of a CSO Master Plan as well as for sewer relief works associated with basement flooding and CSO mitigation including sewers, chambers, weirs, and other related works. Funds are also budgeted for monitoring and reporting programs as well as systems, pilot studies, land acquisition, and integration with other major sewer programs.

As part of the 2022 capital budget process, funding was adjusted to reflect the Council Notice of Motion on April 29, 2021, which increased the CSO program budget by 50% annually in 2024-2027 to expedite the work.

This program may include a maximum of 3 temporary capital funded full-time equivalents.

All projects within the program will be updated to a class 3 estimate through preliminary and detailed design prior to any construction work.

The expected life of the sewers is 50 years, mechanical components is 25 years and Supervisory Control and Data Acquisition system is 10 years.

* N/A - No amounts have been included in the "Previous Budgets" due to this program's on-going nature.

Project Name: **Southwest Interceptor**

Standing Policy Committee: Water, Waste and Environment

Department: Water and Waste
Project: 2037001623

Service: Wastewater
OurWinnipeg: City Building

AUTHORIZATION	Previous Budgets	2023 Estimate	FORECAST 2024	2025	2026	2027	2028	Five-Year Forecast Total	Six-Year Total
Project Costs ($000's)	1,350	1,000	4,000	35,000	20,000	35,000	-	94,000	95,000
Financed by:									
Retained Earnings		1,000	4,000	35,000	20,000	35,000		94,000	95,000

CASH FLOW	2023	2024	2025	2026	2027	2028	Beyond 2028	Total
Project Costs ($000's)	1,000	4,000	35,000	20,000	35,000	-	-	95,000
Financed by:								
Retained Earnings	1,000	4,000	35,000	20,000	35,000			95,000

NET OPERATING IMPACT ($000's)	2023	2024	2025	2026	2027	2028
Operating costs						
Debt and finance charges						
Transfer to General Capital Fund						
Total Direct Costs	-	-	-	-	-	-
Less: Incremental Revenue/Recovery						
Net Cost/(Benefit)	-	-	-	-	-	-
Incremental Full Time Equivalent Positions	-	-	-	-	-	-

Class Estimate: See table below

	2023	2024	2025	2026	2027	2028
Class Estimate	**3**	**5**	**5**	**5**	**5**	
Authorization ($000's)						
Detailed Design & Construction	1,000	4,000	35,000	20,000	35,000	

Currently, all sewage from the land in Winnipeg south of Bishop Grandin Boulevard and west of the Red River plus the communities of Lindenwoods and Whyte Ridge flow to the South End Sewage Treatment Plant (SEWPCC). This flow crosses the Red River between the Fort Garry bridges; at this location the D'Arcy lift station raises the sewage to a sufficient height to allow it to flow by gravity under the Red River.

This crossing represents a single point of failure. If there is a failure of the lift station or the siphon, there is a substantial risk of basement flooding and/or overflows to the Red River. System redundancy is required to convey flows to the treatment plant in the event of a failure of either D'Arcy lift station or the associated siphons. Also, due to the high wet weather flows experienced at the D'Arcy lift station, the additional system capacity will reduce the risk of basement flooding and overflows to the river.

The Southwest Interceptor will provide an additional river crossing of the Red River. A conceptual study will be undertaken to review options and sizing. The project will be broken up into phases; the total cost of the project is estimated at $96.3 million.

The budget in 2023 may be utilized for land acquisition as required.

The class estimate will be refined to a class 3 prior to construction.

Southwest Interceptor (continued):

The major benefits of constructing this project include enabling growth in south-west Winnipeg and maintaining essential level of service.

Significant risks associated with constructing this project include unknown ground conditions and construction of a river crossing.

Significant risks of not constructing the project or deferring the project include inability to accommodate future growth and inability to maintain essential level of service.

The expected life of this asset is 75 years.

Project Name: **Environmental Standards Laboratory Facility Plan**

Standing Policy Committee: Water, Waste and Environment

Department: Water and Waste
Project: 2030003626

Service: Wastewater
OurWinnipeg: Environmental Resilience

AUTHORIZATION	Previous Budgets	2023 Estimate	FORECAST 2024	2025	2026	2027	2028	Five-Year Forecast Total	Six-Year Total
Project Costs ($000's)	-	-	-	-	560	-	-	560	560
Financed by:									
Retained Earnings					560			560	560

CASH FLOW	2023	2024	2025	2026	2027	2028	Beyond 2028	Total
Project Costs ($000's)	-	-	-	560	-	-	-	560
Financed by:								
Retained Earnings				560				560

NET OPERATING IMPACT ($000's)	2023	2024	2025	2026	2027	2028
Operating costs						
Debt and finance charges						
Transfer to General Capital Fund						
Total Direct Costs	-	-	-	-	-	-
Less: Incremental Revenue/Recovery						
Net Cost/(Benefit)	-	-	-	-	-	-
Incremental Full Time Equivalent Positions	-	-	-	-	-	-

Class Estimate: 5

Environmental Standards Division operates a Canadian Association for Laboratory Accreditation (CALA) accredited laboratory for testing, monitoring, and compliance reporting on behalf of the Water and Waste Department. To ensure the laboratory can continue to stay up-to-date with CALA accreditation standards, meet future regulatory monitoring and reporting requirements, and accommodate the increasing demands of the laboratory's internal clients, a new facility plan is required. The plan will also investigate options to bring additional testing in-house with further accreditation requirements.

Additional funds will be required in future years to implement the recommendations of this plan.

Project Name: **Supervisory Control and Data Acquisition (SCADA) Upgrades for Collection System**

Standing Policy Committee: Water, Waste and Environment

Department: Water and Waste
Project: 2040002226
Service: Wastewater
OurWinnipeg: Environmental Resilience

AUTHORIZATION	Previous Budgets	2023 Estimate	FORECAST 2024	2025	2026	2027	2028	Five-Year Forecast Total	Six-Year Total
Project Costs ($000's)	-	-	-	-	500	500	350	1,350	1,350
Financed by:									
Retained Earnings					500	500	350	1,350	1,350

CASH FLOW	2023	2024	2025	2026	2027	2028	Beyond 2028	Total
Project Costs ($000's)	-	-	-	500	500	350	-	1,350
Financed by:								
Retained Earnings				500	500	350		1,350

NET OPERATING IMPACT ($000's)	2023	2024	2025	2026	2027	2028
Operating costs					18	37
Debt and finance charges						
Transfer to General Capital Fund						
Total Direct Costs	-	-	-	-	18	37
Less: Incremental Revenue/Recovery						
Net Cost/(Benefit)	-	-	-	-	18	37
Incremental Full Time Equivalent Positions	-	-	-	-	-	-

Class Estimate: See table below

	2023	2024	2025	2026	2027	2028
Class Estimate				5/5	5/5	5/5
Authorization ($000's)						
Preliminary Design				270	120	120
Detailed Design & Construction				230	380	380

The Supervisory Control and Data Acquisition System (SCADA) provides operational information for the City's sewer collection system (pumps, valves, gates etc.).This work will upgrade the communication system so that it can provide real-time information for sewer system operation and monitoring.

Operating costs are for wireless service communications fees. These amounts have not yet been reviewed by Council and are subject to change during future budget processes.

The expected life of this asset is 10 years.

Project Name: **D'Arcy Lift Station Load Shedding Upgrade**

Standing Policy Committee: Water, Waste and Environment

Department: Water and Waste
Project: 2035000623

Service: Wastewater
OurWinnipeg: Environmental Resilience

AUTHORIZATION	Previous Budgets	2023 Estimate	FORECAST 2024	2025	2026	2027	2028	Five-Year Forecast Total	Six-Year Total
Project Costs ($000's)	800	575	-	-	-	-	-	-	575
Financed by:									
Retained Earnings		575						-	575

CASH FLOW	2023	2024	2025	2026	2027	2028	Beyond 2028	Total
Project Costs ($000's)	575	-	-	-	-	-	-	575
Financed by:								
Retained Earnings	575							575

NET OPERATING IMPACT ($000's)	2023	2024	2025	2026	2027	2028
Operating costs						
Debt and finance charges						
Transfer to General Capital Fund						
Total Direct Costs	-	-	-	-	-	-
Less: Incremental Revenue/Recovery						
Net Cost/(Benefit)	-	-	-	-	-	-
Incremental Full Time Equivalent Positions	-	-	-	-	-	-

Class Estimate: 3

Currently all of the land in Winnipeg south of Bishop Grandin Boulevard and west of the Red River plus the communities of Lindenwoods and Whyte Ridge are serviced by the D'Arcy Wastewater Lift Station located at the Red River and the Fort Garry Bridge.

During high water events on the Red River, if pump capacity is lost at the South End Sewage Treatment Plant (SEWPCC) the risk to basement flooding is substantial. To mitigate this risk, the D'Arcy Wastewater Lift Station needs to be reconfigured to allow the use of lift pumps to pump flows to the Red River during emergency situations.

The estimated life of this asset is 50 years.

Project Name: **Vacuum Truck Decanting Facility**

Standing Policy Committee: Water, Waste and Environment

Department: Water and Waste
Project: 2034001223

Service: Wastewater
OurWinnipeg: Environmental Resilience

AUTHORIZATION	Previous Budgets	2023 Estimate	FORECAST 2024	2025	2026	2027	2028	Five-Year Forecast Total	Six-Year Total
Project Costs ($000's)	-	200	400	-	-	-	900	1,300	1,500
Financed by:									
Retained Earnings		200	400				900	1,300	1,500

CASH FLOW	2023	2024	2025	2026	2027	2028	Beyond 2028	Total
Project Costs ($000's)	200	400	-	-	-	900	-	1,500
Financed by:								
Retained Earnings	200	400				900		1,500

NET OPERATING IMPACT ($000's)	2023	2024	2025	2026	2027	2028
Operating costs			125	125	125	135
Debt and finance charges						
Transfer to General Capital Fund						
Total Direct Costs	-	-	125	125	125	135
Less: Incremental Revenue/Recovery						
Net Cost/(Benefit)	-	-	125	125	125	135
Incremental Full Time Equivalent Positions	-	-	-	-	-	-

Class Estimate: See table below

	2023	2024	2025	2026	2027	2028
Class Estimate	**3**	**5**				
Authorization ($000's)						
Feasibility	200					
Preliminary Design		85				
Detailed Design & Construction		315				

Vacuum trucks are specifically designed trucks that periodically assist in cleaning underground sewers and catch basins. These vehicles then transport the solids/trash/debris material that has built up in sewers to Brady Road Resource Management Facility for disposal. In order to meet the liquid waste definition from the licence for Brady Road Resource Management Facility, Licence No 3081 R, the vacuum truck materials must meet specific criteria for disposal. This project includes a feasibility study (2023), interim solution (2024), and design and construction of a dedicated facility (2028) to dewater material from vacuum trucks prior to disposal.

All projects will be updated to a class 3 estimate through preliminary and detailed design prior to any construction work.

This project will result in operation and maintenance costs that have yet to be defined through preliminary design.

The estimated life of this asset will be determined during the feasibility study.

Project Name: **CentrePort South (formerly Airport Area West) Water and Sewer Servicing**

Standing Policy Committee: Water, Waste and Environment

Department: Water and Waste
Project: 2037001723
Service: Wastewater
OurWinnipeg: Environmental Resilience

AUTHORIZATION	Previous Budgets	2023 Estimate	FORECAST 2024	2025	2026	2027	2028	Five-Year Forecast Total	Six-Year Total
Project Costs ($000's)	17,150	30,000	-	-	-	-	-	-	30,000
Financed by:									
Federal/Provincial Government Funding		15,000						-	15,000
Province of Manitoba Strategic Infrastructure Funding		15,000						-	15,000

CASH FLOW	2023	2024	2025	2026	2027	2028	Beyond 2028	Total
Project Costs ($000's)	-	21,375	8,625	-	-	-	-	30,000
Financed by:								
Federal/Provincial Government Funding		10,688	4,312					15,000
Province of Manitoba Strategic Infrastructure Funding		10,687	4,313					15,000

NET OPERATING IMPACT ($000's)	2023	2024	2025	2026	2027	2028
Operating costs		2,358	2,512	2,565	2,621	2,677
Debt and finance charges						
Transfer to General Capital Fund						
Total Direct Costs	-	2,358	2,512	2,565	2,621	2,677
Less: Incremental Revenue/Recovery						
Net Cost/(Benefit)	-	2,358	2,512	2,565	2,621	2,677
Incremental Full Time Equivalent Positions	-	-	-	-	-	-

Class Estimate: 3

This project includes the detailed design and construction of a water feeder main extension, a new sewer lift station and force main connection to the Inkster Interceptor, as well as land acquisition and administrative costs.

Work will be separated into phases to provide servicing for the area as development occurs. Included in this project is a temporary full-time equivalent (FTE) Senior Project Manager position for the duration of the project. The position will be funded through capital, 75% from the Sewage Disposal System Fund, 25% from the Waterworks System Fund.

Total funding in 2023 includes $20.0 million funded by the Manitoba Strategic Infrastructure Funding and an additional $20.0 million related to the Federal Government's share of the project. The Province of Manitoba has committed to pay this funding if the Federal Government does not confirm their share. This project is conditional on the approval of the Provincial budget in 2023.

All funding for this project is split 25% to Waterworks System Fund and 75% to Sewage Disposal System Fund.

Forecasted operating costs include general Inspections, equipment removal and overhaul, minor repairs to electrical/process mechanical/ mechanical/structural. These amounts have not yet been reviewed by Council and are subject to change during future budget processes.

The expected life of these assets is 75 years.

Project Name: **Sewer Renewals**

Standing Policy Committee: Water, Waste and Environment

Department: Water and Waste
Project: 2039100123

Service: Wastewater
OurWinnipeg: Environmental Resilience

AUTHORIZATION	Previous Budgets	2023 Estimate	FORECAST 2024	2025	2026	2027	2028	Five-Year Forecast Total	Six-Year Total
Project Costs ($000's)	N/A *	18,500	21,000	21,000	21,000	21,000	21,000	105,000	123,500
Financed by:									
Sewer System Rehabilitation Reserve		18,500	21,000	21,000	21,000	21,000	21,000	105,000	123,500

CASH FLOW	2023	2024	2025	2026	2027	2028	Beyond 2028	Total
Project Costs ($000's)	18,500	21,000	21,000	21,000	21,000	21,000	-	123,500
Financed by:								
Sewer System Rehabilitation Reserve	18,500	21,000	21,000	21,000	21,000	21,000		123,500

NET OPERATING IMPACT ($000's)	2023	2024	2025	2026	2027	2028
Operating costs						
Debt and finance charges						
Transfer to General Capital Fund						
Total Direct Costs	-	-	-	-	-	-
Less: Incremental Revenue/Recovery						
Net Cost/(Benefit)	-	-	-	-	-	-
Incremental Full Time Equivalent Positions	-	-	-	-	-	-

Class Estimate: Not applicable, as this is a program

This is a program to replace and/or rehabilitate combined, wastewater, and land drainage sewer infrastructure that are no longer meeting level of service objectives. A portion of the funding will be used for condition assessment of sewer assets; sewers will be replaced or rehabilitated using appropriate technologies on a risk-based level of service basis. Funds will also be utilized to update the sewer asset register, and ongoing operating costs associated with software licensing and maintenance have been included in the operating budget.

Funding will also be utilized for the assessment, repair and/or replacement, under certain conditions, of private wastewater sewer services within the public right-of-way under the Sewer By-Law, and for the development of wastewater and land drainage design standards.

The expected remaining life of each rehabilitated sewer ranges from 20 to 100 years, depending on the rehabilitation technology and the asset condition. The expected life of the asset register is 10 years.

* N/A - No amounts have been included in the "Previous Budgets" due to this program's on-going nature.

Project Name: **Water and Waste Department Business Intelligence**

Standing Policy Committee: Water, Waste and Environment

Department: Water and Waste
Project: 2040001323

Service: Wastewater
OurWinnipeg: Leadership and Good Governance

AUTHORIZATION	Previous Budgets	2023 Estimate	FORECAST 2024	2025	2026	2027	2028	Five-Year Forecast Total	Six-Year Total
Project Costs ($000's)	N/A *	1,800	800	900	980	980	980	4,640	6,440
Financed by:									
Retained Earnings		300	800	900	980	980	980	4,640	4,940
Transfer from Prior Year Authorization		1,500						-	1,500

CASH FLOW	2023	2024	2025	2026	2027	2028	Beyond 2028	Total
Project Costs ($000's)	1,800	800	900	980	980	980	-	6,440
Financed by:								
Retained Earnings	300	800	900	980	980	980		4,940
Transfer from Prior Year Authorization	1,500							1,500

NET OPERATING IMPACT ($000's)	2023	2024	2025	2026	2027	2028
Operating costs						
Debt and finance charges						
Transfer to General Capital Fund						
Total Direct Costs	-	-	-	-	-	-
Less: Incremental Revenue/Recovery						
Net Cost/(Benefit)	-	-	-	-	-	-
Incremental Full Time Equivalent Positions	-	-	-	-	-	-

Class Estimate: Not applicable, as this is a program

This project will develop a solution that will improve access to data and information, provide improved analytics, dashboarding, and reporting functionality, provide timely reporting of data, and generate insights to improve evidence-based decision-making.

This project may include a maximum of 3 temporary capital funded full-time equivalents.

Funding in 2023 includes $1.5 million rebudgeted from capital budget authorized in 2016 and 2020 - see Appendix 4.

The estimated life of the assets is 10 years.

* N/A - No amounts have been included in the "Previous Budgets" due to this program's on-going nature.

Project Name: **Customer Billing and Work Management Systems Upgrades Program**

Standing Policy Committee: Water, Waste and Environment

Department: Water and Waste
Project: 2040001223

Service: Wastewater
OurWinnipeg: Leadership and Good Governance

AUTHORIZATION	Previous Budgets	2023 Estimate	FORECAST 2024	2025	2026	2027	2028	Five-Year Forecast Total	Six-Year Total
Project Costs ($000's)	N/A *	2,050	750	900	1,750	175	180	3,755	5,805
Financed by:									
Retained Earnings		550	750	900	1,750	175	180	3,755	4,305
Transfer from Prior Year Authorization		1,500						-	1,500

CASH FLOW	2023	2024	2025	2026	2027	2028	Beyond 2028	Total
Project Costs ($000's)	2,050	750	900	1,750	175	180	-	5,805
Financed by:								
Retained Earnings	550	750	900	1,750	175	180		4,305
Transfer from Prior Year Authorization	1,500							1,500

NET OPERATING IMPACT ($000's)	2023	2024	2025	2026	2027	2028
Operating costs						
Debt and finance charges						
Transfer to General Capital Fund						
Total Direct Costs	-	-	-	-	-	-
Less: Incremental Revenue/Recovery						
Net Cost/(Benefit)	-	-	-	-	-	-
Incremental Full Time Equivalent Positions	-	-	-	-	-	-

Class Estimate: Not applicable, as this is a program

Customer Care and Billing (CCB) is used to manage customer accounts and collections for Water, Wastewater, and Solid Waste services. Work Order and Asset Management (WAM) is used in the delivery of Water and Wastewater services for work planning, management, infrastructure preventative maintenance and renewal programs. Both CCB and WAM require ongoing product updates to ensure these systems can support the day-to-day operations within the Water and Waste Department.

This program will maintain the CCB and WAM systems to meet current and future business requirements resulting from functional, technical, and business continuity changes.

This project may include a maximum of 2 temporary capital funded full-time equivalents (FTEs) shared between the Waterworks System and Sewage Disposal funds.

Funding in 2023 includes $1.5 million rebudgeted from capital budget authorized in 2018, 2019 and 2020 - see Appendix 4.

The estimated life of the assets is 10 years.

Funding and FTE's for this program are split between the Waterworks System Fund and the Sewage Disposal System Fund.

*N/A - No amounts have been included in the "Previous Budgets" due to this program's on-going nature.

Project Name: **Digital Customer Solutions**

Standing Policy Committee: Water, Waste and Environment

Department: Water and Waste
Project: 2040002123

Service: Wastewater
OurWinnipeg: Leadership and Good Governance

AUTHORIZATION	Previous Budgets	2023 Estimate	FORECAST 2024	2025	2026	2027	2028	Five-Year Forecast Total	Six-Year Total
Project Costs ($000's)	N/A *	500	1,065	715	300	-	-	2,080	2,580
Financed by:									
Retained Earnings			1,065	715	300			2,080	2,080
Transfer from Prior Year Authorization		500						-	500

CASH FLOW	2023	2024	2025	2026	2027	2028	Beyond 2028	Total
Project Costs ($000's)	500	1,065	715	300	-	-	-	2,580
Financed by:								
Retained Earnings		1,065	715	300				2,080
Transfer from Prior Year Authorization	500							500

NET OPERATING IMPACT ($000's)	2023	2024	2025	2026	2027	2028
Operating costs						
Debt and finance charges						
Transfer to General Capital Fund						
Total Direct Costs	-	-	-	-	-	-
Less: Incremental Revenue/Recovery						
Net Cost/(Benefit)	-	-	-	-	-	-
Incremental Full Time Equivalent Positions						

Class Estimate: Not applicable, as this is a program

This program will sustain, enhance, and mature the Water and Waste Department's existing digital customer platforms (e.g. MyUtility and Lawyer Gateway). It will also develop and implement new digital customer channels that will improve operational performance and customer service.

Funding in 2023 includes $500,000 rebudgeted from capital budget authorized in 2019 and 2020 - see Appendix 4.

The estimated life of the assets is 10 years.

*N/A - No amounts have been included in the "Previous Budgets" due to this program's on-going nature.

Project Name: **Water and Waste Department Learning Management System**

Standing Policy Committee: Water, Waste and Environment

Department: Water and Waste
Project: 2040002024

Service: Wastewater
OurWinnipeg: Leadership and Good Governance

AUTHORIZATION	Previous Budgets	2023 Estimate	FORECAST 2024	2025	2026	2027	2028	Five-Year Forecast Total	Six-Year Total
Project Costs ($000's)	-	-	565	-	-	-	-	565	565
Financed by:									
Retained Earnings			565					565	565

CASH FLOW	2023	2024	2025	2026	2027	2028	Beyond 2028	Total
Project Costs ($000's)	-	565	-	-	-	-	-	565
Financed by:								
Retained Earnings		565						565

NET OPERATING IMPACT ($000's)	2023	2024	2025	2026	2027	2028
Operating costs						
Debt and finance charges						
Transfer to General Capital Fund						
Total Direct Costs	-	-	-	-	-	-
Less: Incremental Revenue/Recovery						
Net Cost/(Benefit)	-	-	-	-	-	-
Incremental Full Time Equivalent Positions	-	-	-	-	-	-

Class Estimate: 3

The Learning Management System will be used to schedule, track, and monitor regulatory required training and certification for Water and Waste Department employees. The tool will also provide online training capabilities for training coordinators and optimize the training delivery process.

The estimated life of this asset is 10 years.

Project Name: **Supervisory Control and Data Acquisition (SCADA) Security and Integration Improvements**

Standing Policy Committee: Water, Waste and Environment

Department: Water and Waste
Project: 2040002323

Service: Wastewater
OurWinnipeg: Leadership and Good Governance

AUTHORIZATION	Previous Budgets	2023 Estimate	FORECAST 2024	2025	2026	2027	2028	Five-Year Forecast Total	Six-Year Total
Project Costs ($000's)	-	600	1,200	1,300	-	-	-	2,500	3,100
Financed by:									
Retained Earnings		600	1,200	1,300				2,500	3,100

CASH FLOW	2023	2024	2025	2026	2027	2028	Beyond 2028	Total
Project Costs ($000's)	600	1,200	1,300	-	-	-	-	3,100
Financed by:								
Retained Earnings	600	1,200	1,300					3,100

NET OPERATING IMPACT ($000's)	2023	2024	2025	2026	2027	2028
Operating costs		11	11	11	12	12
Debt and finance charges						
Transfer to General Capital Fund						
Total Direct Costs	-	11	11	11	12	12
Less: Incremental Revenue/Recovery						
Net Cost/(Benefit)	-	11	11	11	12	12
Incremental Full Time Equivalent Positions	-	-	-	-	-	-

Class Estimate: See table below

	2023	2024	2025	2026	2027	2028
Class Estimate	**3/4**	**5**	**5**			
Authorization ($000's)						
Feasibility	350					
Preliminary Design	250					
Detailed Design & Construction		1,200	1,300			

This initiative will improve operational access to critical wastewater treatment plant operations Supervisory Control and Data Acquisition System (SCADA) data. It will also enable improved sharing of data and information, and provide improved analytics and reporting. Further, this will assess and implement technology and develop processes required to ensure continued operations of the wastewater SCADA systems and increased security to safeguard our data.

Operating costs are for hardware and software maintenance and have been included in the operating budget.

Detailed work will not proceed until a class 3 estimate is obtained.

The estimated life of this asset is 10 years.

Project Name: **Brady Road Resource Management Facility - Cell Construction**

Standing Policy Committee: Water, Waste and Environment

Department: Water and Waste
Project: 2062000423

Service: Solid Waste Disposal
OurWinnipeg: Environmental Resilience

AUTHORIZATION	Previous Budgets	2023 Estimate	FORECAST 2024	2025	2026	2027	2028	Five-Year Forecast Total	Six-Year Total
Project Costs ($000's)	N/A *	1,800	-	500	2,800	1,000	1,500	5,800	7,600
Financed by:									
Retained Earnings		1,800		500	2,800	1,000	1,500	5,800	7,600

CASH FLOW	2023	2024	2025	2026	2027	2028	Beyond 2028	Total
Project Costs ($000's)	1,800	-	500	2,800	1,000	1,500	-	7,600
Financed by:								
Retained Earnings	1,800		500	2,800	1,000	1,500		7,600

NET OPERATING IMPACT ($000's)	2023	2024	2025	2026	2027	2028
Operating costs						
Debt and finance charges						
Transfer to General Capital Fund						
Total Direct Costs	-	-	-	-	-	-
Less: Incremental Revenue/Recovery						
Net Cost/(Benefit)	-	-	-	-	-	-
Incremental Full Time Equivalent Positions	-	-	-	-	-	-

Class Estimate: Not applicable, as this is a program

Solid waste must be disposed of in engineered landfill cells under the conditions of the Environment Act Licence No. 3081 R. As the capacity of existing landfill cells is consumed, new cells and their supporting infrastructure must be designed and constructed. The funding identified provides for design, excavation, liners, leachate collection, associated surface and ground water management, access roads, and associated engineering work.

The expected life of the assets is 50 years.

On January 26, 2023, Council authorized a first charge of up to $1.8 million prior to the adoption of the 2023 capital budget to allow for the award of contracts to ensure timely delivery of projects in this program.

* N/A - No amounts have been included in the "Previous Budgets" due to this program's on-going nature.

Project Name: **Closed Landfill Site Improvement**

Standing Policy Committee: Water, Waste and Environment

Department: Water and Waste
Project: 2060000623

Service: Solid Waste Disposal
OurWinnipeg: Environmental Resilience

AUTHORIZATION	Previous Budgets	2023 Estimate	FORECAST 2024	2025	2026	2027	2028	Five-Year Forecast Total	Six-Year Total
Project Costs ($000's)	N/A *	100	-	-	-	-	-	-	100
Financed by:									
Landfill Rehabilitation Reserve		100						-	100

CASH FLOW	2023	2024	2025	2026	2027	2028	Beyond 2028	Total
Project Costs ($000's)	100	-	-	-	-	-	-	100
Financed by:								
Landfill Rehabilitation Reserve	100							100

NET OPERATING IMPACT ($000's)	2023	2024	2025	2026	2027	2028
Operating costs						
Debt and finance charges						
Transfer to General Capital Fund						
Total Direct Costs	-	-	-	-	-	-
Less: Incremental Revenue/Recovery						
Net Cost/(Benefit)	-	-	-	-	-	-
Incremental Full Time Equivalent Positions	-	-	-	-	-	-

Class Estimate: Not applicable, as this is a program

The Closed Landfill Site Improvement program was initiated in 2016 as a response to the Landfill Disposition Study that prioritized projects to improve and upgrade closed landfill components, including the protective cap, leachate and landfill gas collection systems, and monitoring equipment.

The expected life of the assets is 50 years.

* N/A - No amounts have been included in the "Previous Budgets" due to this program's on-going nature.

Project Name: **Soil Fabrication for Landfill Cover**

Standing Policy Committee: Water, Waste and Environment

Department: Water and Waste
Project: 2062001123

Service: Solid Waste Disposal
OurWinnipeg: Environmental Resilience

AUTHORIZATION	Previous Budgets	2023 Estimate	FORECAST 2024	2025	2026	2027	2028	Five-Year Forecast Total	Six-Year Total
Project Costs ($000's)	N/A *	1,300	1,350	1,400	1,400	1,500	900	6,550	7,850
Financed by:									
Landfill Rehabilitation Reserve		1,300	1,350	1,400	1,400	1,500	900	6,550	7,850

CASH FLOW	2023	2024	2025	2026	2027	2028	Beyond 2028	Total
Project Costs ($000's)	1,300	1,350	1,400	1,400	1,500	900	-	7,850
Financed by:								
Landfill Rehabilitation Reserve	1,300	1,350	1,400	1,400	1,500	900		7,850

NET OPERATING IMPACT ($000's)	2023	2024	2025	2026	2027	2028
Operating costs						
Debt and finance charges						
Transfer to General Capital Fund						
Total Direct Costs	-	-	-	-	-	-
Less: Incremental Revenue/Recovery						
Net Cost/(Benefit)	-	-	-	-	-	-
Incremental Full Time Equivalent Positions	-	-	-	-	-	-

Class Estimate: Not applicable, as this is a program

This is a program for all-season fabrication of soil to supplement city topsoil requirements. The soil fabrication process uses city residuals, such as biosolids, street sweepings from winter road operations (sand and grit), and woodchips to fabricate topsoil. This is then spread and seeded with native prairie species at the City landfills. Operations include ongoing environmental and vegetative monitoring.

* N/A - No amounts have been included in the "Previous Budgets" due to this program's on-going nature.

Project Name: **Brady Road Resource Management Facility - Landfill Gas Capture Expansion**

Standing Policy Committee: Water, Waste and Environment

Department: Water and Waste
Project: 2062000224

Service: Solid Waste Disposal
OurWinnipeg: Environmental Resilience

AUTHORIZATION	Previous Budgets	2023 Estimate	FORECAST 2024	2025	2026	2027	2028	Five-Year Forecast Total	Six-Year Total
Project Costs ($000's)	N/A *	-	1,000	-	-	1,400	1,000	3,400	3,400
Financed by:									
Retained Earnings			1,000			1,400	1,000	3,400	3,400

CASH FLOW	2023	2024	2025	2026	2027	2028	Beyond 2028	Total
Project Costs ($000's)	-	1,000	-	-	1,400	1,000	-	3,400
Financed by:								
Retained Earnings		1,000			1,400	1,000		3,400

NET OPERATING IMPACT ($000's)	2023	2024	2025	2026	2027	2028
Operating costs						
Debt and finance charges						
Transfer to General Capital Fund						
Total Direct Costs	-	-	-	-	-	-
Less: Incremental Revenue/Recovery						
Net Cost/(Benefit)	-	-	-	-	-	-
Incremental Full Time Equivalent Positions	-	-	-	-	-	-

Class Estimate: Not applicable, as this is a program

There is an obligation under the Province of Manitoba Environment Act Licence No. 3081 R for the Brady Road Resource Management Facility (BRRMF) to control odours leaving the landfill site. If the gas is not collected, objectionable odours may be experienced by the nearby neighbourhoods from the active filling area. Additionally, flammable gases will be released uncontrolled from the decomposing waste which may pose public health and safety risks. The Climate Change and Emissions Reductions Act requires the City to collect and destroy methane gas generated by the BRRMF, consistent with Provincial directives on greenhouse gas reduction and odour control.

The estimated life of the assets is 50 years.

* N/A - No amounts have been included in the "Previous Budgets" due to this program's on-going nature.

Project Name: **Comprehensive Integrated Waste Management Strategy (CIWMS) - Review**

Standing Policy Committee: Water, Waste and Environment

Department: Water and Waste
Project: 2060000723

Service: Recycling and Waste Diversion
OurWinnipeg: Leadership and Good Governance

AUTHORIZATION	Previous Budgets	2023 Estimate	FORECAST 2024	2025	2026	2027	2028	Five-Year Forecast Total	Six-Year Total
Project Costs ($000's)	-	390	-	-	-	-	450	450	840
Financed by:									
Waste Diversion Reserve		390					450	450	840

CASH FLOW	2023	2024	2025	2026	2027	2028	Beyond 2028	Total
Project Costs ($000's)	390	-	-	-	-	450	-	840
Financed by:								
Waste Diversion Reserve	390					450		840

NET OPERATING IMPACT ($000's)	2023	2024	2025	2026	2027	2028
Operating costs						
Debt and finance charges						
Transfer to General Capital Fund						
Total Direct Costs	-	-	-	-	-	-
Less: Incremental Revenue/Recovery						
Net Cost/(Benefit)	-	-	-	-	-	-
Incremental Full Time Equivalent Positions	-	-	-	-	-	-

Class Estimate: 3

On October 19, 2011, Council adopted the Comprehensive Integrated Waste Management Strategy for implementation starting in 2012. The strategy includes a recommendation for Solid Waste Services to undertake a review, analysis and development of a roadmap of the City's solid waste systems every five years. The next review will take place in 2023.

Project Name: **Winnipeg Climate Action Plan and Policy Updates**

Standing Policy Committee: Water, Waste and Environment

Department: Water and Waste
Project: 2065001623

Service: Recycling and Waste Diversion
OurWinnipeg: Leadership and Good Governance

AUTHORIZATION	Previous Budgets	2023 Estimate	FORECAST 2024	2025	2026	2027	2028	Five-Year Forecast Total	Six-Year Total
Project Costs ($000's)	-	330	-	-	-	-	330	330	660
Financed by:									
Climate Action Reserve		330					330	330	660

CASH FLOW	2023	2024	2025	2026	2027	2028	Beyond 2028	Total
Project Costs ($000's)	330	-	-	-	-	330	-	660
Financed by:								
Climate Action Reserve	330					330		660

NET OPERATING IMPACT (000's)	2023	2024	2025	2026	2027	2028
Operating costs						
Debt and finance charges						
Transfer to General Capital Fund						
Total Direct Costs	-	-	-	-	-	-
Less: Incremental Revenue/Recovery						
Net Cost/(Benefit)	-	-	-	-	-	-
Incremental Full Time Equivalent Positions	-	-	-	-	-	-

Class Estimate: 3

The work of this project includes an update to the Winnipeg Climate Action Plan to align with Net Zero Emission goals defined in OurWinnipeg 2045. Included in the update will be a Climate Resiliency Strategy and an update to the Green Building Policy. It is recommended that the plan be updated every 5 years. The previous plan was approved on September 20, 2018.

Project Name: **Data Collection Enhancement for Winnipeg Climate Action Plan**

Standing Policy Committee: Water, Waste and Environment

Department: Water and Waste
Project: 2064000423

Service: Recycling and Waste Diversion
OurWinnipeg: Leadership and Good Governance

AUTHORIZATION	Previous Budgets	2023 Estimate	FORECAST 2024	2025	2026	2027	2028	Five-Year Forecast Total	Six-Year Total
Project Costs ($000's)	-	330	-	-	-	-	-	-	330
Financed by:									
Climate Action Reserve		330						-	330

CASH FLOW	2023	2024	2025	2026	2027	2028	Beyond 2028	Total
Project Costs ($000's)	330	-	-	-	-	-	-	330
Financed by:								
Climate Action Reserve	330							330

NET OPERATING IMPACT (000's)	2023	2024	2025	2026	2027	2028
Operating costs		11	11	11	12	12
Debt and finance charges						
Transfer to General Capital Fund						
Total Direct Costs	-	11	11	11	12	12
Less: Incremental Revenue/Recovery				-		
Net Cost/(Benefit)	-	11	11	11	12	12
Incremental Full Time Equivalent Positions	-	-	-	-	-	-

Class Estimate: 3

This project will improve the collection of corporate greenhouse gas (GHG) emission data. This investment will focus on effective and efficient methods of collecting data to support the planning and monitoring of key City commitments and actions undertaken to reduce GHG emissions.

Operating costs are for additional hardware and software maintenance. These amounts have not yet been reviewed by Council and are subject to change during future budget processes.

The expected life of this asset is 10 years.

Project Name: **Collections Management System**

Standing Policy Committee: Water, Waste and Environment

Department: Water and Waste
Project: 2064000323

Service: Solid Waste Collection
OurWinnipeg: Leadership and Good Governance

AUTHORIZATION	Previous Budgets	2023 Estimate	FORECAST 2024	2025	2026	2027	2028	Five-Year Forecast Total	Six-Year Total
Project Costs ($000's)	950	400	-	-	-	-	-	-	400
Financed by:									
Waste Diversion Reserve		200						-	200
Transfer from Prior Year Authorization		200						-	200

CASH FLOW	2023	2024	2025	2026	2027	2028	Beyond 2028	Total
Project Costs ($000's)	400	-	-	-	-	-	-	400
Financed by:								
Waste Diversion Reserve	200							200
Transfer from Prior Year Authorization	200							200

NET OPERATING IMPACT ($000's)	2023	2024	2025	2026	2027	2028
Operating costs						
Debt and finance charges						
Transfer to General Capital Fund						
Total Direct Costs	-	-	-	-	-	-
Less: Incremental Revenue/Recovery						
Net Cost/(Benefit)	-	-	-	-	-	-
Incremental Full Time Equivalent Positions	-	-	-	-	-	-

Class Estimate: 3

The scope of this project will address Solid Waste business needs through the design, development and implementation of technology solutions through the introduction of new systems and/or enhancement of existing Collections Management systems. Examples include integrating City systems with contractor systems, and developing tools to generate compliance, operational and financial reports and dashboards.

Funding in 2023 includes $200,000 rebudgeted from the capital budget authorized in 2018 - see Appendix 4.

The expected life of this asset is 10 years.

Project Name: **Flood Pumping Station Rehabilitation**

Standing Policy Committee: Water, Waste and Environment

Department: Water and Waste
Project: 2076500123

Service: Land Drainage and Flood Control
OurWinnipeg: Environmental Resilience

AUTHORIZATION	Previous Budgets	2023 Estimate	FORECAST 2024	2025	2026	2027	2028	Five-Year Forecast Total	Six-Year Total
Project Costs ($000's)	N/A *	1,500	1,500	1,500	1,500	1,500	1,500	7,500	9,000
Financed by:									
Transfer from Sewage Disposal System Fund		1,500	1,500	1,500	1,500	1,500	1,500	7,500	9,000

CASH FLOW	2023	2024	2025	2026	2027	2028	Beyond 2028	Total
Project Costs ($000's)	1,500	1,500	1,500	1,500	1,500	1,500	-	9,000
Financed by:								
Transfer from Sewage Disposal System Fund	1,500	1,500	1,500	1,500	1,500	1,500		9,000

NET OPERATING IMPACT ($000's)	2023	2024	2025	2026	2027	2028
Operating costs						
Debt and finance charges						
Transfer to General Capital Fund						
Total Direct Costs	-	-	-	-	-	-
Less: Incremental Revenue/Recovery						
Net Cost/(Benefit)	-	-	-	-	-	-
Incremental Full Time Equivalent Positions	-	-	-	-	-	-

Class Estimate: Not applicable, as this is a program

A 2007 report on the adequacy and operation of the City's regional flood pumping stations identified station upgrades required in the near and long term. These upgrades improve overall station reliability during high river levels and rainfall events and may include changes to ventilation, electrical, mechanical, structural, or architectural components of the stations and associated structures, chambers, weirs, outfall pipes, and gates. A program to address high priority reliability items has been developed for implementation. All stations will be upgraded for remote monitoring which is critical during flood and rainfall events.

The program includes the condition assessment of all flood pumping stations to establish rehabilitation priority and future funding requirements.

Class estimates for individual projects within this program will be revised to class 3 through preliminary engineering prior to construction.

The expected life of the assets is 50 years.

* N/A - No amounts have been included in the "Previous Budgets" due to this program's on-going nature.

Project Name: **Land Drainage Sewers - Regional / Local Streets**

Standing Policy Committee: Water, Waste and Environment

Department: Water and Waste
Project: 2082000224

Service: Land Drainage and Flood Control
OurWinnipeg: Environmental Resilience

AUTHORIZATION	Previous Budgets	2023 Estimate	FORECAST 2024	2025	2026	2027	2028	Five-Year Forecast Total	Six-Year Total
Project Costs ($000's)	N/A *	-	100	100	100	100	100	500	500
Financed by:									
Transfer from Sewage Disposal System Fund			100	100	100	100	100	500	500

CASH FLOW	2023	2024	2025	2026	2027	2028	Beyond 2028	Total
Project Costs ($000's)	-	100	100	100	100	100	-	500
Financed by:								
Transfer from Sewage Disposal System Fund		100	100	100	100	100		500

NET OPERATING IMPACT ($000's)	2023	2024	2025	2026	2027	2028
Operating costs						
Debt and finance charges						
Transfer to General Capital Fund						
Total Direct Costs	-	-	-	-	-	-
Less: Incremental Revenue/Recovery						
Net Cost/(Benefit)	-	-	-	-	-	-
Incremental Full Time Equivalent Positions	-	-	-	-	-	-

Class Estimate: Not applicable, as this is a program

Land drainage sewers and catch basins required for Local Improvement projects and other miscellaneous drainage improvements.

* N/A - No amounts have been included in the "Previous Budgets" due to this program's on-going nature.

Project Name: **Stormwater Retention Basin Upgrades**

Standing Policy Committee: Water, Waste and Environment

Department: Water and Waste
Project: 2075000123

Service: Land Drainage and Flood Control
OurWinnipeg: Environmental Resilience

AUTHORIZATION	Previous Budgets	2023 Estimate	FORECAST 2024	2025	2026	2027	2028	Five-Year Forecast Total	Six-Year Total
Project Costs ($000's)	N/A *	415	485	-	-	600	-	1,085	1,500
Financed by:									
Transfer from Sewage Disposal System Fund		315	485			600		1,085	1,400
Transfer from Prior Year Authorization		100						-	100

CASH FLOW	2023	2024	2025	2026	2027	2028	Beyond 2028	Total
Project Costs ($000's)	415	485	-	-	600	-	-	1,500
Financed by:								
Transfer from Sewage Disposal System Fund	315	485			600			1,400
Transfer from Prior Year Authorization	100							100

NET OPERATING IMPACT ($000's)	2023	2024	2025	2026	2027	2028
Operating costs						
Debt and finance charges						
Transfer to General Capital Fund						
Total Direct Costs	-	-	-	-	-	-
Less: Incremental Revenue/Recovery						
Net Cost/(Benefit)	-	-	-	-	-	-
Incremental Full Time Equivalent Positions	-	-	-	-	-	-

Class Estimate: Not applicable, as this is a program

There are over 100 stormwater retention basins (SRBs) that the City maintains as part of the land drainage system. This program is utilized to replace aging and deteriorated infrastructure along the public shorelines and infrastructure associated with the SRBs of the City's lake system. Funding will also be utilized for the development of design standards for Naturalized SRBs.

Class estimates for individual projects within this program will be revised to class 3 through preliminary engineering prior to construction.

Funding in 2023 includes $100,000 rebudgeted from capital budget authorized in 2018 - see Appendix 4.

The estimated life of the assets range from 15 to 50 years, depending on asset type, condition, and rehabilitation method used.

* N/A - No amounts have been included in the "Previous Budgets" due to this program's on-going nature.

Project Name: **Outfall Rehabilitation**

Standing Policy Committee: Water, Waste and Environment

Department: Water and Waste
Project: 2078000123

Service: Land Drainage and Flood Control
OurWinnipeg: Environmental Resilience

AUTHORIZATION	Previous Budgets	2023 Estimate	FORECAST 2024	2025	2026	2027	2028	Five-Year Forecast Total	Six-Year Total
Project Costs ($000's)	N/A *	1,000	1,000	2,000	2,000	3,200	2,000	10,200	11,200
Financed by:									
Transfer from Sewage Disposal System Fund		1,000	1,000	2,000	2,000	3,200	2,000	10,200	11,200

CASH FLOW	2023	2024	2025	2026	2027	2028	Beyond 2028	Total
Project Costs ($000's)	1,000	1,000	2,000	2,000	3,200	2,000	-	11,200
Financed by:								
Transfer from Sewage Disposal System Fund	1,000	1,000	2,000	2,000	3,200	2,000		11,200

NET OPERATING IMPACT ($000's)	2023	2024	2025	2026	2027	2028
Operating costs						
Debt and finance charges						
Transfer to General Capital Fund						
Total Direct Costs	-	-	-	-	-	-
Less: Incremental Revenue/Recovery						
Net Cost/(Benefit)	-	-	-	-	-	-
Incremental Full Time Equivalent Positions	-	-	-	-	-	-

Class Estimate: Not applicable, as this is a program

An Outfall Condition Assessment was completed in 2019. This assessment prioritizes Winnipeg's outfall sites that require renewal/rehabilitation, identifies potential renewal/rehabilitation techniques for each outfall, and provides high level cost estimates for this work. The City will program and undertake risk-based work on a yearly basis to maximize use of funding for the rehabilitation of sewer outfalls, repairs to piping and related appurtenances, and to improve riverbank stability issues. Funds are also included for condition assessments and re-inspections, as required.

The expected life of the assets is 50 years.

* N/A - No amounts have been included in the "Previous Budgets" due to this program's on-going nature.

Project Name: **Land Drainage and Combined Sewers Outfall Gate Structures**

Standing Policy Committee: Water, Waste and Environment

Department: Water and Waste
Project: 2078500224

Service: Land Drainage and Flood Control
OurWinnipeg: Environmental Resilience

AUTHORIZATION	Previous Budgets	2023 Estimate	FORECAST 2024	2025	2026	2027	2028	Five-Year Forecast Total	Six-Year Total
Project Costs ($000's)	N/A *	-	2,150	3,000	-	-	-	5,150	5,150
Financed by:									
Transfer from Sewage Disposal System Fund			2,150	3,000				5,150	5,150

CASH FLOW	2023	2024	2025	2026	2027	2028	Beyond 2028	Total
Project Costs ($000's)	-	2,150	3,000	-	-	-	-	5,150
Financed by:								
Transfer from Sewage Disposal System Fund		2,150	3,000					5,150

NET OPERATING IMPACT ($000's)	2023	2024	2025	2026	2027	2028
Operating costs						
Debt and finance charges						
Transfer to General Capital Fund						
Total Direct Costs	-	-	-	-	-	-
Less: Incremental Revenue/Recovery						
Net Cost/(Benefit)	-	-	-	-	-	-
Incremental Full Time Equivalent Positions	-	-	-	-	-	-

Class Estimate: Not applicable, as this is a program

All land drainage gate chambers have been upgraded to a protection level of 24.5 feet James Avenue. The current focus of this program is to upgrade existing gate chambers to meet minimum levels of service and install new gate chambers for flood control on both combined and separated sewer districts during high river level conditions. Under high river level (flood) conditions, the river water backs up into the land drainage and combined sewer systems. An engineering study has been undertaken to develop conceptual designs and cost estimates for adding flap gates and permanent pumping as required for some of the identified sites, and will be undertaken for remaining sites in future years.

Funds are also provisioned for the rehabilitation of sewer flap gates and associated structures to ensure that all systems are adequately protected from river water intrusion.

Class estimates for individual projects within this program will be revised to class 3 through preliminary engineering prior to construction.

The expected life of the assets is 50 years.

* N/A - No amounts have been included in the "Previous Budgets" due to this program's on-going nature.

Project Name: **Development Agreement Paybacks**

Standing Policy Committee: Water, Waste and Environment

Department: Water and Waste
Project: 2077000123

Service: Land Drainage and Flood Control
OurWinnipeg: Leadership and Good Governance

AUTHORIZATION	Previous Budgets	2023 Estimate	FORECAST 2024	2025	2026	2027	2028	Five-Year Forecast Total	Six-Year Total
Project Costs ($000's)	N/A *	400	-	1,200	-	-	-	1,200	1,600
Financed by:									
Developer Capacity Charges		400		1,200				1,200	1,600

CASH FLOW	2023	2024	2025	2026	2027	2028	Beyond 2028	Total
Project Costs ($000's)	400	-	1,200	-	-	-	-	1,600
Financed by:								
Developer Capacity Charges	400		1,200					1,600

NET OPERATING IMPACT ($000's)	2023	2024	2025	2026	2027	2028
Operating costs						
Debt and finance charges						
Transfer to General Capital Fund						
Total Direct Costs	-	-	-	-	-	-
Less: Incremental Revenue/Recovery						
Net Cost/(Benefit)	-	-	-	-	-	-
Incremental Full Time Equivalent Positions	-	-	-	-	-	-

Class Estimate: Not applicable

The provision for development agreement paybacks is an allowance for the City to repay developers who bridge finance the installation of oversized underground infrastructure at the request of the City at a time when City capital funding is not provided. The policy framework for bridge financing the oversized services was defined in the Development Agreement Parameters, adopted by Council on July 17, 2002.

The expected life of the installed assets is over 50 years.

* N/A - No amounts have been included in the "Previous Budgets" due to this commitment's on-going nature.

Project Name: **Primary Line of Defense Condition Assessment**

Standing Policy Committee: Water, Waste and Environment

Department: Water and Waste
Project: 2070003024

Service: Land Drainage and Flood Control
OurWinnipeg: Environmental Resilience

AUTHORIZATION	Previous Budgets	2023 Estimate	FORECAST 2024	2025	2026	2027	2028	Five-Year Forecast Total	Six-Year Total
Project Costs ($000's)	-	-	750	-	-	-	-	750	750
Financed by:									
Transfer from Sewage Disposal System Fund			750					750	750

CASH FLOW	2023	2024	2025	2026	2027	2028	Beyond 2028	Total
Project Costs ($000's)	-	750	-	-	-	-	-	750
Financed by:								
Transfer from Sewage Disposal System Fund		750						750

NET OPERATING IMPACT ($000's)	2023	2024	2025	2026	2027	2028
Operating costs						
Debt and finance charges						
Transfer to General Capital Fund						
Total Direct Costs	-	-	-	-	-	-
Less: Incremental Revenue/Recovery						
Net Cost/(Benefit)	-	-	-	-	-	-
Incremental Full Time Equivalent Positions	-	-	-	-	-	-

Class Estimate: 3

The Primary Dikes along the Primary Line of Defense (PLD) are a major component of the City of Winnipeg's flood protection system. The Primary Dikes were originally constructed as part of the flood fighting efforts in the 1950 flood and have been relied upon in subsequent years to provide comprehensive flood protection to large portions of the City. A risk assessment of the Primary Diking system within the PLD will be conducted to assess its current condition and ability to act as a base for temporary raises. The study will also provide recommendations on how to address any areas identified that may pose a risk to the City's flood protection.

Additional funds may be required in future years to implement the recommendations of this plan.

The expected life of this asset is 50 years.

WINNIPEG FLEET MANAGEMENT AGENCY - FLEET MANAGEMENT AGENCY FUND

Project Name: **Shop Tools & Equipment Upgrades**

Standing Policy Committee: Public Works

Department: Fleet Management Agency (SOA)
Service: Fleet Management Agency (SOA)

Project: 8310000123
OurWinnipeg: Economic Prosperity

AUTHORIZATION	Previous Budgets	2023 Estimate	FORECAST 2024	2025	2026	2027	2028	Five-Year Forecast Total	Six-Year Total
Project Costs ($000's)	N/A *	100	289	270	230	230	230	1,249	1,349
Financed by:									
Accumulated Surplus (Retained Earnings)		100	289	270	230	230	230	1,249	1,349

CASH FLOW	2023	2024	2025	2026	2027	2028	Beyond 2028	Total
Project Costs ($000's)	100	289	270	230	230	230	-	1,349
Financed by:								
Accumulated Surplus (Retained Earnings)	100	289	270	230	230	230		1,349

NET OPERATING IMPACT ($000's)	2023	2024	2025	2026	2027	2028
Operating costs						
Debt and finance charges						
Transfer to General Capital Fund						
Total Direct Costs	-	-	-	-	-	-
Less: Incremental Revenue/Recovery						
Net Cost/(Benefit)	-	-	-	-	-	-
Incremental Full Time Equivalent Positions	-	-	-	-	-	-

Class Estimate: Not applicable, as this is a program

This program is for the purchase of various shop equipment. This includes safety upgrades, overhead cranes, hoists, oil system upgrades, rolling jacks, diagnostic equipment, hydraulic hose machines and various welding machines.

* N/A - No amounts have been included in the "Previous Budgets" due to this program's on-going nature.

Project Name: **Power Tools**

Standing Policy Committee: Public Works

Department: Fleet Management Agency (SOA)

Service: Fleet Management Agency (SOA)

Project: 8310000224

OurWinnipeg: Economic Prosperity

AUTHORIZATION	Previous Budgets	2023 Estimate	FORECAST 2024	2025	2026	2027	2028	Five-Year Forecast Total	Six-Year Total
Project Costs ($000's)	N/A *	-	125	-	125	125	125	500	500
Financed by:									
Accumulated Surplus (Retained Earnings)			125		125	125	125	500	500

CASH FLOW	2023	2024	2025	2026	2027	2028	Beyond 2028	Total
Project Costs ($000's)	-	125	-	125	125	125	-	500
Financed by:								
Accumulated Surplus (Retained Earnings)		125		125	125	125		500

NET OPERATING IMPACT ($000's)	2023	2024	2025	2026	2027	2028
Operating costs						
Debt and finance charges						
Transfer to General Capital Fund						
Total Direct Costs	-	-	-	-	-	-
Less: Incremental Revenue/Recovery						
Net Cost/(Benefit)	-	-	-	-	-	-
Incremental Full Time Equivalent Positions	-	-	-	-	-	-

Class Estimate: Not applicable, as this is a program

This program is for the purchase of power tools required to support services provided by Public Works and other City departments.

* N/A - No amounts have been included in the "Previous Budgets" due to this program's on-going nature.

Project Name: **Building Renovations**

Standing Policy Committee: Public Works

Department: Fleet Management Agency (SOA)

Service: Fleet Management Agency (SOA)

Project: 8310000423

OurWinnipeg: Economic Prosperity

AUTHORIZATION	Previous Budgets	2023 Estimate	FORECAST 2024	2025	2026	2027	2028	Five-Year Forecast Total	Six-Year Total
Project Costs ($000's)	N/A *	782	792	507	222	222	222	1,965	2,747
Financed by:									
Accumulated Surplus (Retained Earnings)		782	792	507	222	222	222	1,965	2,747

CASH FLOW	2023	2024	2025	2026	2027	2028	Beyond 2028	Total
Project Costs ($000's)	782	792	507	222	222	222	-	2,747
Financed by:								
Accumulated Surplus (Retained Earnings)	782	792	507	222	222	222		2,747

NET OPERATING IMPACT ($000's)	2023	2024	2025	2026	2027	2028
Operating costs						
Debt and finance charges						
Transfer to General Capital Fund						
Total Direct Costs	-	-	-	-	-	-
Less: Incremental Revenue/Recovery						
Net Cost/(Benefit)	-	-	-	-	-	-
Incremental Full Time Equivalent Positions	-	-	-	-	-	-

Class Estimate: Not applicable, as this is a program

This program is for refurbishment and/or improvements to various Winnipeg Fleet Management Agency owned facilities and includes interior, accessibility, heating, ventilation, air conditioning, electrical, plumbing, parking lot, building envelope and structural improvements.

* N/A - No amounts have been included in the "Previous Budgets" due to this program's on-going nature.

Project Name: **Fleet Asset Acquisitions**

Standing Policy Committee: Public Works

Department: Fleet Management Agency (SOA)
Service: Fleet Management Agency (SOA)

Project: 8330000123
OurWinnipeg: Economic Prosperity

AUTHORIZATION	Previous Budgets	2023 Estimate	FORECAST 2024	2025	2026	2027	2028	Five-Year Forecast Total	Six-Year Total
Project Costs ($000's)	N/A *	15,670	15,670	15,670	15,670	15,670	15,670	78,350	94,020
Financed by:									
External Debt		15,670	15,670	15,670	15,670	15,670	15,670	78,350	94,020

CASH FLOW	2023	2024	2025	2026	2027	2028	Beyond 2028	Total
Project Costs ($000's)	15,670	15,670	15,670	15,670	15,670	15,670	-	94,020
Financed by:								
External Debt	15,670	15,670	15,670	15,670	15,670	15,670		94,020

NET OPERATING IMPACT ($000's)	2023	2024	2025	2026	2027	2028
Operating costs						
Debt and finance charges	202	611	1,042	1,457	1,818	2,119
Transfer to General Capital Fund						
Total Direct Costs	202	611	1,042	1,457	1,818	2,119
Less: Incremental Revenue/Recovery						
Net Cost/(Benefit)	202	611	1,042	1,457	1,818	2,119
Incremental Full Time Equivalent Positions	-	-	-	-	-	-

Class Estimate: Not applicable, as this is a program

This program funds fleet asset acquisitions which are based on the Winnipeg Fleet Management Agency (WFMA) 2023 to 2026 fleet replacement plan, and are subject to future revision due to WFMA and City department decisions and vendor availability. Fleet acquisitions in 2023 are estimated by fleet category as follows (in thousands of dollars):

- Construction Equipment $1,366
- Light Duty Fleet $5,956
- Specialty Equipment $5,907
- Heavy Duty Fleet $2,441

* N/A - No amounts have been included in the "Previous Budgets" due to this program's on-going nature.

Project Name: **Fuel Site Upgrades and Improvements**

Standing Policy Committee: Public Works

Department: Fleet Management Agency (SOA)
Service: Fleet Management Agency (SOA)

Project: 8310000326
OurWinnipeg: Economic Prosperity

AUTHORIZATION	Previous Budgets	2023 Estimate	FORECAST 2024	2025	2026	2027	2028	Five-Year Forecast Total	Six-Year Total
Project Costs ($000's)	N/A *	-	-	-	200	200	200	600	600
Financed by:									
Accumulated Surplus (Retained Earnings)					200	200	200	600	600

CASH FLOW	2023	2024	2025	2026	2027	2028	Beyond 2028	Total
Project Costs ($000's)	-	-	-	200	200	200	-	600
Financed by:								
Accumulated Surplus (Retained Earnings)				200	200	200		600

NET OPERATING IMPACT ($000's)	2023	2024	2025	2026	2027	2028
Operating costs						
Debt and finance charges						
Transfer to General Capital Fund						
Total Direct Costs	-	-	-	-	-	-
Less: Incremental Revenue/Recovery						
Net Cost/(Benefit)	-	-	-	-	-	-
Incremental Full Time Equivalent Positions	-	-	-	-	-	-

Class Estimate: Not applicable, as this is a program

The Winnipeg Fleet Management Agency (WFMA) offers three types of fuel at below market prices - unleaded gasoline, clear diesel, and marked diesel available at five fully automated 24/7 locations strategically located throughout the city. Fuel is managed using a charge-back system based on fuel consumption for each individual fleet vehicle. This program funds capital improvement expenditures to infrastructure at WFMA fuel sites.

* N/A - No amounts have been included in the "Previous Budgets" due to this program's on-going nature.

Return to Table of Contents

Project Name: **Automated License Plate Recognition (ALPR) Program**

Standing Policy Committee: Public Works

Department: Winnipeg Parking Authority (SOA)

Service: Parking Authority (SOA)

Project: 8400000123

OurWinnipeg: Economic Prosperity

AUTHORIZATION	Previous Budgets	2023 Estimate	FORECAST 2024	2025	2026	2027	2028	Five-Year Forecast Total	Six-Year Total
Project Costs ($000's)	N/A *	178	158	249	168	200	187	962	1,140
Financed by:									
Accumulated Surplus (Retained Earnings)		178	158	249	168	200	187	962	1,140

CASH FLOW	2023	2024	2025	2026	2027	2028	Beyond 2028	Total
Project Costs ($000's)	178	158	249	168	200	187	-	1,140
Financed by:								
Accumulated Surplus (Retained Earnings)	178	158	249	168	200	187		1,140

NET OPERATING IMPACT ($000's)	2023	2024	2025	2026	2027	2028
Operating costs						
Debt and finance charges						
Transfer to General Capital Fund						
Total Direct Costs	-	-	-	-	-	-
Less: Incremental Revenue/Recovery						
Net Cost/(Benefit)	-	-	-	-	-	-
Incremental Full Time Equivalent Positions	-	-	-	-	-	-

Class Estimate: Not applicable, as this is a program

This program supports the delivery of on-street and off-street enforcement of parking related by-laws, as well as enforcement related to the Vehicles For Hire by-law, by investing in technologies that allow for effective enforcement practices and increased compliance with by-laws. Capital funding is used to replace existing ALPR units that have reached end of life and the purchase of new inventory. The program also includes procurement of information technology hardware and software that supports ALPR systems, such as laptops.

Planned investments for 2023 include replacement /evergreening of two ALPR units and evergreening of laptops.

* N/A - No amounts have been included in the "Previous Budget" due to this program's ongoing nature.

Return to Table of Contents

Listing of Grants/Payments

Organization	Department	2020 Adopted Budget	2021 Adopted Budget	2022 Adopted Budget	2023 Preliminary Budget
ANNUAL GRANTS - OPERATING BUDGET					
Age and Opportunity Centre - Older victims services	Police Service	18,225	18,225	18,225	18,225
Age and Opportunity Centre Support Services for Older Adults Inc.	Community Services	72,090	72,090	72,090	72,090
Andrews Street Family Centre	Community Services	45,700	45,700	45,700	45,700
Art City	City Clerk's	90,000	90,000	90,000	90,000
Art City	Community Services	42,750	42,750	42,750	42,750
Big Brothers Big Sisters of Winnipeg, Inc.	Community Services	10,800	10,800	10,800	10,800
Block Parents	Police Service	15,808	15,808	15,808	15,808
Boys and Girls Club of Winnipeg Inc.	Community Services	118,148	118,148	118,148	118,148
Boys and Girls Club of Winnipeg Inc. - Clean Machine Programs	Public Works	63,000	63,000	63,000	63,000
Broadway Neighbourhood Centre Inc.	Community Services	120,500	120,500	120,500	120,500
Broadway Neighbourhood Centre - Just TV	Community Services	135,000	135,000	135,000	135,000
Charleswood Social Club	Community Services	1,440	1,440	1,440	1,440
Coalition to Save the Elms, Manitoba Inc.	Public Works	20,000	20,000	20,000	20,000
Downtown Community Safety Partnership - Community Outreach, Advocacy and Resource (COAR)	City Clerk's	135,000	135,000	135,000	135,000
Downtown Winnipeg Biz - Biz zone cleanliness[1]	Public Works	117,000	117,000	117,000	117,000
Downtown Winnipeg Biz - Parking infrastructure maintenance[1]	Parking Authority	115,000	57,500	57,500	57,500
Downtown Winnipeg Biz - Transit shelter cleanliness[1]	Transit	100,000	100,000	100,000	100,000
Economic Development Winnipeg - YES! Winnipeg	City Clerk's	121,500	121,500	121,500	121,500
Edge Gallery and Urban Art Centre	City Clerk's	9,000	9,000	9,000	9,000
End Homelessness Winnipeg Inc.	Community Services	150,000	150,000	150,000	150,000
Exchange District Biz - Biz zone cleanliness[1]	Public Works	8,000	8,000	8,000	8,000
Exchange District Biz - Historic Exchange Walking Tour	Community Services	2,835	2,835	2,835	2,835
Exchange District Biz - Parking infrastructure maintenance[1]	Parking Authority	60,000	30,000	30,000	30,000
Exchange District Biz - Transit shelter cleanliness[1]	Transit	5,000	5,000	5,000	10,000
Festival du Voyageur - River trail program	Planning, Property and Development	36,000	36,000	36,000	36,000
The Forks Renewal Corporation[1]	Public Works	1,200	1,200	1,200	1,200

Listing of Grants/Payments

Organization	Department	2020 Adopted Budget	2021 Adopted Budget	2022 Adopted Budget	2023 Preliminary Budget
The Fort Whyte Foundation Inc.	Waterworks	54,000	54,000	54,000	54,000
Garden City Community Centre	Customer Service & Communications			3,000	3,000
General Council of Winnipeg Community Centres (GCWCC) - Athletic Field Maintenance	Public Works	30,000	30,000	30,000	30,000
GCWCC - Graffiti Control[1]	Public Works	20,000	20,000	20,000	20,000
Graffiti Art Programming Inc.	Community Services	54,000	54,000	54,000	54,000
Grant's Old Mill Museum	Museums	17,240	17,240	17,240	17,240
Green Action Centre	Solid Waste Disposal	31,500	31,500	31,500	31,500
Heritage Winnipeg Corporation	Planning, Property and Development	31,275	31,275	31,275	31,275
The Historical Museum Association of St. James-Assiniboia Inc.	Museums	83,391	83,391	83,391	83,391
Immigrant and Refugee Community Organization of Manitoba (IRCOM)	Community Services	66,429	66,429	66,429	66,429
Immigrant Centre Manitoba Inc. - 24 Hour Language Bank Interpreter Services	Community Services	24,300	24,300	24,300	24,300
Indigenous Youth Strategy (see details at the end of this listing)	Chief Administrative Office	1,125,000	1,125,000	1,375,000	1,375,000
Ka Ni Kanichihk Inc. - 24/7 Safe Space Program	Community Services	150,000	150,000	150,000	150,000
Ma Mawi Wi Chi Itata Centre - Public washroom peer support[5]	Community Services			200,000	200,000
Ma Mawi Wi Chi Itata Centre - Positive Athletic Cultural Experiences (PACE) for Youth	Community Services	54,000	54,000	54,000	54,000
Main Street Project Inc.	Community Services	86,400	86,400	86,400	86,400
Main Street Project Inc. - 24-Hour Mobile Outreach Services[5]	Community Services			381,250	356,250
Manitoba Theatre for Young People	City Clerk's	27,000	27,000	27,000	27,000
Mediation Services	Community Services	9,000	9,000	9,000	9,000
Mother Earth Recycling Inc.[1]	Solid Waste Disposal	120,000	120,000	120,000	120,000
New Directions Adult Day Services[1]	Solid Waste Disposal	40,500	40,500	40,500	40,500
North End Community Renewal Corporation	Community Services	48,600	48,600	48,600	48,600
Norwood Lawn Bowling Club	Public Works	16,851	16,851	16,851	16,851
Pan Am Boxing Club Inc.	Community Services	22,590	22,590	22,590	22,590
Red Road Lodge	Community Services	7,560	7,560	7,560	7,560
Resource Assistance for Youth - 24-Hour Mobile Outreach Services[5]	Community Services			75,000	75,000
River East Neighborhood Network - Trails Committee	Public Works	9,000	9,000	9,000	9,000

Listing of Grants/Payments

Organization	Department	2020 Adopted Budget	2021 Adopted Budget	2022 Adopted Budget	2023 Preliminary Budget
Ross House Museum *(Seven Oaks House Museum)*	Museums	31,077	31,077	31,077	31,077
Rossbrook House	Community Services	230,705	230,705	230,705	230,705
St. Boniface Street Links - 24-Hour Mobile Outreach Services[5]	Community Services			93,750	118,750
Save Our Seine River Environment Inc.	Waterworks	27,000	27,000	27,000	27,000
Seven Oaks House Museum	Museums	28,226	28,226	28,226	28,226
Southdale Community Centre	Customer Service & Communications			4,200	4,200
Spence Neighbourhood Association Inc. - Community Liaison	Community Services	21,150	21,150	21,150	21,150
Spence Neighbourhood Association Inc. - Recreation Programming	Community Services	60,000	60,000	60,000	60,000
Spence Neighbourhood Association	Public Works	2,000	2,000	2,000	2,000
Spence Neighbourhood Association Inc. - 24/7 Safe Space Program	Community Services	100,000	100,000	100,000	100,000
Take Pride Winnipeg - General operating	Solid Waste Disposal	164,700	164,700	164,700	164,700
Take Pride Winnipeg - Cleaner Greener Winnipeg	Public Works	27,000	27,000	27,000	27,000
Take Pride Winnipeg - Team Up to Clean Up & Mural Program	City Clerk's	20,000	20,000	20,000	20,000
Take Pride Winnipeg - Graffiti Control[1]	Public Works	20,000	20,000	20,000	20,000
Transcona Historical Museum Inc.	Museums	155,000	155,000	155,000	205,000
University of Manitoba - Faculty of Kinesiology and Recreation Management	Community Services	45,900	45,900	45,900	45,900
University of Manitoba - Research Sustainable Wastewater Treatment and Nutrient Recovery	Waterworks	27,000	27,000	27,000	27,000
West End Biz - Biz zone cleanliness[1]	Public Works	8,000	8,000	8,000	8,000
West End Biz - Parking infrastructure maintenance[1]	Parking Authority	32,500	16,250	16,250	16,250
William Whyte Neighbourhood Association	Community Services	2,250	2,250	2,250	2,250
Winnipeg Arts Council	City Clerk's	4,180,787	4,180,787	4,180,787	4,580,787
Winnipeg Arts Council - Museum Grant Funds	City Clerk's	258,570	258,570	258,570	258,570
Winnipeg Art Gallery - Inuit Art Centre	City Clerk's	1,000,000			
Winnipeg Housing Rehabilitation Corporation	Planning, Property and Development	162,000	162,000	162,000	162,000

Listing of Grants/Payments

Organization	Department	2020 Adopted Budget	2021 Adopted Budget	2022 Adopted Budget	2023 Preliminary Budget
Winnipeg Parade Committee - Santa Claus Parade	City Clerk's	18,000	18,000	18,000	18,000
Winnipeg Public Library Board	Community Services	71,384	71,384	71,384	71,384
Winnipeg Repair Education and Cycling Hub Inc. (W.R.E.N.C.H Inc.)	Community Services	9,000	9,000	9,000	9,000
Total - Annual Grants		**10,444,881**	**9,341,131**	**10,348,331**	**10,803,331**
LONG-TERM AGREEMENTS - OPERATING BUDGET					
Assiniboine Park Conservancy	Community Services	11,327,000	11,710,000	12,031,000	12,680,000
Band 40 Aboriginal Youth Scholarship	Waterworks	4,000	4,000	4,000	4,000
Canadian Museum for Human Rights - Municipal Property Tax Rebate	Assessment & Taxation				1,058,434
Centre Venture - Youth Centre of Excellence	Planning, Property and Development	241,597	241,597	241,597	241,597
Community Centres	Community Services	6,075,000	6,235,000	6,450,000	6,741,000
Garden City Community Centre	Community Services	358,929	358,929	358,929	358,929
General Council of Winnipeg Community Centres (GCWCC)	Community Services	1,172,241	1,172,241	1,172,241	956,866
GCWCC - Athletic Field Sweat Equity	Public Works	354,484	354,484	354,484	354,484
St. Boniface Museum	Museums	450,000	450,000	450,000	450,000
Transcona East End Community Club Inc.	Community Services	190,000	190,000	190,000	190,000
True North - Refund of Business Tax[3]	Assessment & Taxation	242,000	242,000	242,000	242,000
True North - Refund of Entertainment Funding Tax[4]	Assessment & Taxation	8,100,000	4,050,000	8,100,000	6,500,000
University of Manitoba - Research Chair in Municipal	Public Works	50,000	50,000	50,000	50,000
Winnipeg Football Club - Refund of Entertainment Funding Tax[4]	Assessment & Taxation	1,115,000	557,000	1,115,000	1,115,000
Winnipeg Goldeyes - Municipal Property Tax Rebate[3]	Assessment & Taxation	42,000	42,980	43,980	45,000
Winnipeg Goldeyes - Refund of Entertainment Funding Tax[4]	Assessment & Taxation	325,000	162,000	325,000	325,000
Winnipeg Humane Society (WHS)[1]	Animal Services	652,273	652,273	822,273	822,273
Winnipeg Police Museum	Police Service	18,000	18,000	18,000	18,000
Total - Long-Term Grants		**30,717,524**	**26,490,504**	**31,968,504**	**32,152,583**
OTHER PROGRAMS - OPERATING BUDGET					
Affordable Housing Program	Planning, Property and Development	-	2,000,000		
Alternative shelter spaces and related housing/street safety initiatives[6]	Community Services				1,000,000

Listing of Grants/Payments

Organization	Department	2020 Adopted Budget	2021 Adopted Budget	2022 Adopted Budget	2023 Preliminary Budget
Civic Initiatives, Promotional and Protocol	Mayor's Office	393,800	390,800	383,800	477,010
Community Committee Grants - Human Rights Committee	City Clerk's	3,000	3,000	3,000	3,000
Community Committee Grants - Committee for Safety[6]	City Clerk's	6,000	6,000	6,000	6,000
Downtown Community Safety Partnership	Community Services				250,000
Estimated grants in support of cat spay and neuter programs	Animal Services	145,057	145,057	145,057	145,057
Graffiti Control Partner Funding Allocation - various	Public Works	210,000	210,000	210,000	210,000
Green Action Centre Commuter Challenge - Transit Community Events Support	Transit	9,000	9,000	9,000	9,000
Local Grants (Per Capita Grants)[7]	City Clerk's	150,733	150,733	150,733	150,733
Minimal Municipal Services	Assessment & Taxation	295,000	295,000	295,000	-
Province of Manitoba (Off The Wall Program) - Graffiti Control[1]	Public Works	10,000	10,000	10,000	10,000
Winnipeg COVID-19 Economic Support Program	Corporate Accounts		3,000,000		
Winnipeg Soccer Federation	Planning, Property and Development	6,300	6,300	6,300	6,300
Winnipeg Wellness Grant Program	Council		600,000		
	Total - Other Grants	**1,228,890**	**6,825,890**	**1,218,890**	**2,267,100**
VALUE IN KIND GRANTS					
Winnipeg Aboriginal Sport Achievement Centre (W.A.S.A.C.)	Community Services	144,246	144,246	144,246	144,246
World Police and Fire Games	Corporate Accounts				500,000
Canada Day (The Forks)	Public Works	1,800	1,800	1,800	1,800
Festival du Voyageur	Public Works	18,000	18,000	18,000	18,000
Fringe Festival (Royal Manitoba Theatre Centre)	Public Works	3,150	3,150	3,150	3,150
Fringe Festival (Royal Manitoba Theatre Centre)	Public Works	8,100	8,100	8,100	8,100
Jazz Winnipeg	Public Works	6,300	6,300	6,300	6,300
National Film Institute	Public Works	900	900	900	900
Santa Claus Parade	Public Works	7,200	7,200	7,200	7,200
Temporary Street Closures for Entertainment Purposes	Public Works	90,260	90,260	90,260	90,260
Various Events	Public Works	373	373	373	373
Various	Public Works	13,500	13,500	13,500	13,500
Winnipeg International Children's Festival	Public Works	1,800	1,800	1,800	1,800
Parking Pass Grants	Parking Authority	234,000	130,000		

Listing of Grants/Payments

Organization	Department	2020 Adopted Budget	2021 Adopted Budget	2022 Adopted Budget	2023 Preliminary Budget
Various Special Events in Kind	Parking Authority	27,000	15,000		
Bus Charter	Transit	15,300	15,300	15,300	15,300
Bus is Better - Downtown Biz	Transit	4,860	4,860	4,860	4,860
Commuter Challenge - Green Action Centre	Transit	11,920	11,920	11,920	11,920
Fare Product	Transit	4,500	4,500	4,500	4,500
Total - Value in Kind Grants		**593,209**	**477,209**	**332,209**	**832,209**
CAPITAL GRANTS					
Assiniboine Park Conservancy - Infrastructure and Sustainability	Community Services	4,600,000	5,100,000	5,400,000	5,400,000
Community Centre Renovation Grant Program	Community Services	2,000,000	2,000,000	2,000,000	2,000,000
Community Incentive Grant Program	Community Services	1,000,000	1,000,000	1,000,000	
General Council of Winnipeg Community Centres - Plan 2045 - Recreation and Library Facility Investment Strategy	Community Services			300,000	
Biz Zones, Image Routes and Neighbourhood Main Streets	Planning, Property and Development	352,000		126,000	
Winnipeg Arts Council - Public Art Strategy	Planning, Property and Development	325,000	125,000	125,000	125,000
Bicycle Parking Partnership Grants - Pedestrian and Cycling Program	Public Works	42,000	30,000	63,000	30,000
Pedestrian Cycling Program Grants	Public Works	175,000	160,000	160,000	160,000
Trees Winnipeg - Urban Forest Renewal Program	Public Works	140,000		140,000	
Total - Capital Grants		**8,634,000**	**8,415,000**	**9,314,000**	**7,715,000**
GRANTS FROM RESERVES					
Building External Lighting Program	Assessment & Taxation	300,000			
Safewalk Program - Biz programs	Assessment & Taxation	375,000			
Economic Development Winnipeg[2]	Assessment & Taxation	3,465,000	2,000,000	2,450,000	3,500,000
Economic Development Winnipeg - Special Event	Assessment & Taxation	1,140,084		339,711	1,163,047
Winnipeg Convention Centre[2]	Assessment & Taxation	1,500,000	1,500,000	1,500,000	1,500,000
Winnipeg Convention Centre - fire stopping, fire damping & washroom improvements[2]	Assessment & Taxation	2,769,904			
Winnipeg Convention Centre - payment to pay down city commitment of $8 million[2]	Assessment & Taxation	1,000,000	1,000,000		1,000,000

Listing of Grants/Payments

Organization	Department	2020 Adopted Budget	2021 Adopted Budget	2022 Adopted Budget	2023 Preliminary Budget
Community Safety and Crime Prevention program	Assessment & Taxation	100,000	100,000	100,000	
Gail Parvin Hammerquist - Centre Venture	Planning, Property and Development	470,964	397,113	331,133	654,985
Gail Parvin Hammerquist - City-Wide Program	Planning, Property and Development		333,123	175,000	175,000
Heritage Conservation Grant Program By Law 2018/63	Planning, Property and Development	200,116	213,793	224,944	212,174
Housing Demolition, Minimum Home Repair & Indigenous Housing Programs	Planning, Property and Development	1,000,000	1,000,000	1,000,000	1,250,000
Rapid Housing Initiative Program	Planning, Property and Development		12,497,022	12,775,743	11,768,767
Economic Development Grants	Planning, Property and Development	2,211,583	1,801,645	2,197,764	2,386,467
Neighbourhood/Downtown Multiple-Family Mixed use Building Grant Program	Planning, Property and Development	1,056,362	701,218	431,202	319,607
Downtown Residential Development Grant (DRDG) Program	Planning, Property and Development	1,734,591	1,734,591	1,734,591	1,657,803
DRDG - 320 Colony	Planning, Property and Development	85,657	83,638	83,638	83,638
Live Downtown - Rental Development Grant Program	Planning, Property and Development	238,677	369,763	370,062	1,909,784
Total - Grants from Reserves		**17,647,938**	**23,731,906**	**23,713,788**	**27,581,272**
Total Grants		**69,266,442**	**75,281,640**	**76,895,722**	**81,351,495**

The listing of grants/payments includes grants in the operating, capital, and reserves budgets. The operating grants/payments are separated into four categories (annual, long-term agreements, other programs and value in kind). The City can enter into one-year grant agreement with grant recipients.

Notes:

1. Service Purchase Agreements - see Glossary in appendices section of Volume 2 for definition.
2. Long Term Agreements/Obligations - see Glossary in appendices section of Volume 2 for definition.
3. Grant is recorded as an offset to the Property Tax and Business Tax Revenue.
4. Grant is recorded as an offset to the Refundable Entertainment Funding Tax Revenue.
5. 2022 budget restated to move 24-hour mobile outreach services and the public washroom program - peer support from Other Programs to Annual Grants.
6. The recipient(s) are unknown at this time.
7. 2023 Local Grants (Per Capital Grants) allocated based on the most recent population from 2021 Statistics Canada Census.

Listing of Grants/Payments

Organization	Department	2020 Adopted Budget	2021 Adopted Budget	2022 Adopted Budget	2023 Preliminary Budget
INDIGENOUS YOUTH STRATEGY - OPERATING BUDGET SUMMARY					
Indigenous Leadership Development Institute - Indigenous Construction Technology Program	Chief Administrative Office	99,370	99,370	99,370	99,370
Assembly of Manitoba Chiefs - Eagle's Nest Youth Centre	Chief Administrative Office	146,500	146,500	146,500	146,500
Boys and Girls Club - Youth Recreation Activity Worker Program	Chief Administrative Office	20,000	20,000	20,000	20,000
Broadway Neighbourhood Centre - Just TV	Chief Administrative Office	41,380	41,380	41,380	41,380
Ka Ni Kanichihk Inc. - Honouring our Gifts	Chief Administrative Office	131,230	131,230	131,230	131,230
Ma Mawi Wi Chi Itata Centre - The Future is Yours	Chief Administrative Office	107,331	107,331	107,331	107,331
Ndinaweaaganag Endaawaad Inc. - Youth Resource Centre Recreation Program	Chief Administrative Office	51,000	51,000	51,000	51,000
Oshki Annishinabe Nigaaniwak	Chief Administrative Office			250,000	250,000
Oshki Annishinabe Nigaaniwak coordinator salaries and benefits (Internal City of Winnipeg Projects)	Chief Administrative Office	83,895	83,895	83,895	83,895
Spence Neighbourhood Association - First Jobs 4 Youth Project	Chief Administrative Office	36,549	36,549	36,549	36,549
Resource Assistance for Youth - Growing Opportunities	Chief Administrative Office	82,745	82,745	82,745	82,745
Inner City Work Study Program (University of Winnipeg)	Chief Administrative Office	150,000	150,000	150,000	150,000
Infrastructure training/apprenticeship program*	Chief Administrative Office	175,000	74,763	74,019	70,703
Trades coordinator salaries and benefits (Infrastructure training apprenticeship program)*	Chief Administrative Office		100,237	100,981	104,297
Total Indigenous Youth Strategy		**1,125,000**	**1,125,000**	**1,375,000**	**1,375,000**

* Infrastructure training/apprenticeship program (cash and in-kind services) – the City of Winnipeg 1/3 share of up to $175,000 in the program is subject to 1/3 funding from the Province and 1/3 funding from the private sector.

Major Capital Projects

On October 28, 2015 Council concurred in the recommendation of the Executive Policy Committee and adopted the following:

- That an adjustment to the dollar value for the definition of a Major Capital Project for reporting to the Standing Policy Committee on Finance be approved from $10 million to $20 million to reflect construction inflation since Council originally adopted the policy in 1999.
- That the threshold for Major Capital Project reporting to the Standing Policy Committee on Finance be automatically revised annually for construction inflation and disclosed in the Annual Capital Budget put forward to Council for adoption.
- That the adjusted dollar value for reporting to Standing Policy Committee on Finance be applied on a prospective basis. Projects currently reporting that are under the revised threshold will continue reporting until the project is completed.

Year	Threshold (in millions)	Construction Inflation*	Revised Threshold after Inflation (in millions)
2020	$24.1	3%	$24.8
2021	$24.8	3%	$25.5
2022	$25.5	3%	$26.3

*Forecasted construction inflation is used to prepare the threshold for the following year.

For 2023 the Public Service has included a recommendation for Council to maintain the current Major Capital Projects threshold of $25 million for the 2023 Budget and as an ongoing process direct the Public Service to provide for Council consideration, at the start of each new multi-year budget cycle, a revised threshold, if required, to be utilized for that entire multi-year budget cycle. Projects currently reporting that are under the threshold will continue reporting until the project is completed.

Projects $25 million or greater are required to form a Major Capital Projects Advisory Committee within 180 calendar days of project authorization and begin reporting financial status to the Standing Policy Committee on Finance and Economic Development (SPC FED). Reporting is to be done on a quarterly basis, unless otherwise directed by SPC FED, until the project is complete. The SPC FED Committee may, at its discretion, request projects below this threshold to report to the Committee.

Listing of Major Capital Projects previously approved and active for 2023:

1) North End Sewage Treatment Plant (NEWPCC) Upgrade Projects: Power Supply and Headworks Facilities
2) South End Sewage Treatment Plant (SEWPCC) Upgrading and Expansion
3) Water Supervisory Control and Data Acquisition (SCADA) Upgrade and Expansion
4) North District Police Station (NDPS) & Archival and Exhibit Building
5) South Winnipeg Recreation Campus Phase One – Recreation Centre
6) St. Vital Bridge Rehabilitation
7) Transition to Zero Emission Buses
8) Transit North Garage Replacement
9) North End Sewage Treatment Plant (NEWPCC) Upgrade Projects: Biosolids Facilities

This page intentionally left blank.

Return to Table of Contents

Appendix 2

City of Winnipeg
Cost Estimate Classification*

Cost Estimate Class	Project Definition	Project Definition/ Design % Complete	Accuracy of Cost Estimate
Class 5	Concept Screening, Rough Order of Magnitude Estimate	~1%	-50% to +100%
Class 4	Feasibility	~10%	-30% to +50%
Class 3	**Preliminary Design (for Budget Authorization)**	**~30%**	**-20% to +30%**
Class 2	Detailed Design in progress	~60%	-15% to +20%
Class 1	Detailed Design Documentation Complete, Pre-Tender Estimate	~99%	-10% to +15%

Class of Estimate Descriptions

Class 5 — Rough estimate prepared based on very limited information. Used to make an assessment of initial viability and for long range capital planning.

Class 4 — Estimates prepared based on limited information with some engineering work completed and preliminary scope determination.

Class 3 — Estimates based on completed preliminary design documentation. This Class 3 estimate will form the basis for budget authorization and set initial control estimate against which project deliverables will be measured (i.e. on budget).

Class 2 — Estimates prepared in progressive detail from a Class 3 and are used to establish a contract value against which decisions can be made to revise the scope of the project and manage risk at a specific milestone in the design development.

Class 1 — Pre-tender estimates prepared based on completed detailed design documentation (i.e. drawings, plans, specifications, etc.) as well as complete project delivery plans.

* Determined using AACE International, Recommended Practices 17R-97, 18R-97, 56R-08, 97R-18 & 98R-18

This page intentionally left blank.

Return to Table of Contents

Public Private Partnership Payments as a Percentage of Cash to Capital / Canada Community-Building Fund

(in thousands of $)	2022	2023	2024	2025	2026	2027	2028
Tax Supported Public Private Partnership Payments:							
1 Charleswood Bridge	$ 1,478	$ 1,478	$ 2,710				
2 Disraeli Bridge and Overpass Facility	13,225	13,325	13,337	13,395	13,455	13,520	13,581
3 Chief Peguis Trail - Henderson Highway to Lagimodiere Boulevard	7,382	7,429	7,476	7,525	7,575	7,626	7,678
4 East District Police Station	1,056	1,089	1,155	1,155	1,155	1,155	1,188
Total Public Private Partnership Payments	**$ 23,141**	**$ 23,321**	**$ 24,678**	**$ 22,075**	**$ 22,185**	**$ 22,301**	**$ 22,447**
Financing Sources:							
1 Cash to Capital	$ 3,079	$ 6,419	$ 23,900	$ 22,900	$ 24,520	$ 23,836	$ 27,553
2 Canada Community-Building Fund	86,751	51,599	57,930	48,420	48,432	48,432	48,432
Total Financing Sources	**$ 89,830**	**$ 58,018**	**$ 81,830**	**$ 71,320**	**$ 72,952**	**$ 72,268**	**$ 75,985**
Payments as a Percentage of Cash to Capital and Canada Community-Building Fund	**25.76%**	**40.20%**	**30.16%**	**30.95%**	**30.41%**	**30.86%**	**29.54%**

Notes:

1. Public Private Partnership Payments include annual service/financing payments and debt servicing payments.

2. On December 15, 2009, Council directed that the annual lease/service payments and debt servicing costs for tax supported public private partnerships be funded annually up to a maximum of 30% of the cash to capital contribution and the federal gas tax (Canada Community-Building Fund).

3. On December 16, 2020, Council amended the P3 Policy to: If the funding of annual lease/service payments and debt servicing costs for tax supported public private partnerships exceeds 30% of cash to capital contribution and federal gas tax (Canada Community-Building Fund), no additional tax supported public private partnerships can be entered into until funding of annual lease/service payments and debt servicing costs for tax supported public private partnerships is reduced to a level below 30% of cash to capital contribution and Canada Community-Building Fund.

4. The "Southwest Rapid Transitway (Stage 2) and Pembina Highway Underpass" capital project was approved by Council on June 25, 2014. As this is a Utility and Other project, it does not impact this Public Private Partnership Payments calculation.

This page intentionally left blank.

Return to Table of Contents

Transfers from Other Capital Accounts

Capital Project (From) (in thousands $)		Capital Project (To) (in thousands $)	2023	2024	2025	2026	2027	2028
TAX SUPPORTED, TRANSIT AND MUNICIPAL ACCOMMODATIONS								
Public Works								
Detectable Warning Surface Regional Streets 2019	94	Regional and Local Street Renewal	3,940					
Detectable Warning Surface Regional Streets 2020	86							
Detectable Warning Surface Regional Streets 2021	60							
Empress-St. Matthews/Portage 2017	990							
St. James-Sargent/Ellice 2017	570							
Garry-Assiniboine/Princess 2017	250							
Local Street Renewal (LSR) 17/16-R-06B AECOM 2017	100							
Henderson Highway SB-McLeod to Leighton 2020	216							
LSR 16-R-01 Morrison 2016	200							
LSR 19-R-04 B AECOM 2019	177							
LSR 19-R-03 B WSP 2019	291							
LSR 19-R-03 C WSP 2019	353							
Wellington Crescent-Riverbank Stabilization 2020	553							
	3,940							
Community Services								
Old Kildonan Community 2019 Grant Park Recreation Campus	1,546	Library Facility Safety, Security and Accessibility Improvements Program	25	175				
		Library Refurbishment & Interior Infrastructure Program		351				
		Fitness Equipment Upgrade Program	132	65				
		Recreational Facility Safety, Security and Accessibility Improvements Program		171				
		Assiniboine Park Conservancy (APC) - Infrastructure and Sustainability	317	310				
Innovation and Technology								
Tait Radio Replacement 2019	192	Innovation Program (formerly Innovation Strategy)		258				
Innovation Strategy 2018-2019	1,382	Network Products Evergreen	136		881			
PeopleSoft Enhancements 2017-2019	984	Microsoft Development Network Software Renewal			253			
E-mail Archiving 2019	453	Intake Program	601					
Information Security 2019	340	Server-Storage Evergreen		379	512	577	478	134
Communications Systems Branch Facilities 2019	161	Printing Graphics & Mail Services Asset Removal	160					
Enterprise Computing Initiative 2020	1,052	Geographic Information System Aerial Imagery Renewal Project	219					

Appendix 4

Transfers from Other Capital Accounts

Capital Project (From) (in thousands $)		Capital Project (To) (in thousands $)	2023	2024	2025	2026	2027	2028
Enterprise Computing Initiative 2021	395	Desktop Office Suite	371					
Innovation Strategy 2018	88	Citizen Portal	1,000					
Innovation Strategy 2019	412							
Innovation Strategy 2020	500							
	5,959							
Municipal Accommodations								
Energy Conservation 2018	142	Health / Life Safety / Emergency Systems Refurbishment / City-wide Accessibility	1,997					
Historic Buildings 2019	127							
Pipe Hanger WH Mitigation 2020	540							
Fire/Life Safety/Regulatory 2019	328							
Indoor Aquatic Facilities 2019	62							
Boni-Vital Pool - Replace HRVU 2019	131							
Boni-Vital Pool-Tank &Tile Repair 2020	87							
Transcona Centennial Pool 2020	100							
Freight House Outdoor Pool Lining 2020	105							
Arenas 2019	30							
City-Wide Accessibility Program 2019	270							
Electrical Distribution Studies-P2 2020	75							
Carlton Walkways 2020	2,322	Carlton Walkways	2,322					
Portage & Main Intersection Improvement 2018	707	Portage and Main Intersection Improvements	707					
Strategic Facilities Master Plan 2020	334	Strategic Facilities Master Plan	334					
	5,360							
Transit								
Accessibility Program 2019	200	Winnipeg Transit Master Plan (WTMP) Implementation, Planning and Design	500					
Rapid Transit Plan & Design 2016	300							
	500							
Total Tax Supported, Transit and Municipal Accommodations	**$ 17,305**		**$ 12,761**	**$ 1,709**	**$ 1,646**	**$ 577**	**$ 478**	**$ 134**

Transfers from Other Capital Accounts

Capital Project (From) (in thousands $)		Capital Project (To) (in thousands $)	2023	2024	2025	2026	2027	2028
WATER AND WASTE UTILITIES								
Waterworks System								
Aqueduct Asset Preservation 2018	800	Shoal Lake Aqueduct Condition Assessment and Rehabilitation	1,000					
SL Aqueduct Condition Assessment 2021	200							
Customer Billing Upgrade 2018	453	Customer Billing and Work Management Systems Upgrade Program	1,500					
Customer Billing Upgrade 2019	185							
Customer Billing Upgrade 2020	862							
Application/Data Integration 2020	250	Application And Data Integration	250					
Digital Enablement for Plant and Field Employees 2020	1,000	Digital Enablement (formerly Digital Enablement for Plant and Field Employees)	1,200					
Digital Enablement for Plant and Field Employees 2021	200							
Sewage Disposal System								
Process Control System Upgrade 2018	750	Process Control System Master Plan and Upgrade	750					
WWD Business Intelligence MRP 2016	500	Water and Waste Department Business Intelligence	1,500					
WWD Business Intelligence RC 2020	1,000							
Customer Billing Upgrade 2018	474	Customer Billing and Work Management Systems Upgrades Program	1,500					
Customer Billing Upgrade 2019	185							
Customer Billing Upgrade 2020	841							
Digital Customer Solutions 2019	300	Digital Customer Solutions	500					
Digital Customer Solutions 2020	200							
Solid Waste Disposal								
Collection Management System 2018	200	Collections Management System	200					
Land Drainage								
Stormwater Retention Basin 2018	100	Stormwater Retention Basin Upgrades	100					
Total Water and Waste Utilities	**$ 8,500**		**$ 8,500**	**$ -**	**$ -**	**$ -**	**$ -**	**$ -**
Total City Capital Transfers	**$ 25,805**		**$ 21,261**	**$ 1,709**	**$ 1,646**	**$ 577**	**$ 478**	**$ 134**

This page intentionally left blank.

Capital Projects Funded by the Canada Community-Building Fund

(in thousands of $)		2023	2024	2025	2026	2027	2028
Council Approved Forecast		58,357	49,940	48,420	48,432	48,432	
Prior Year Surplus[1]			1,232				
Funding Available		58,357	51,172	48,420	48,432	48,432	-
Preliminary Budget		51,599	57,930	48,420	48,432	48,432	48,432
Variance[2]		(6,758)	6,758	-	-	-	48,432
Details By Project:							
Public Works							
1	Pedestrian and Cycling Program	945	800	841	1,838	2,649	2,700
2	Portable Traffic Study Equipment		130				
3	Transportation Master Plan		123	678	164		
4	Traffic Signals Bases Replacements					1,000	1,000
5	Traffic Management Centre Evergreening Program		200	200	200	200	200
6	St. Anne's Road Widening					100	3,500
7	Inner-Ring Road - Functional Design		300	300			
8	Salt and Sand Storage Shed		386				
9	Regional and Local Street Renewal	1,885		3,065			
10	Waterway Crossing and Grade Separations - Annual Program		255	1,305	1,155	990	500
11	Pembina Highway Overpass (Bishop Grandin) Rehabilitation	500	879	13,001			
12	Osborne Street Underpass			600			
13	St. Vital Bridge Rehabilitation	11,069	14,650				
14	Lagimodiere Twin Overpasses Rehabilitation (Concordia Avenue & CPR Keewatin)		1,500		10,145	4,661	
15	Ness Culvert Replacement						937
16	Disraeli Bridge and Overpass Facility	12,725	12,737	12,795	13,055	13,120	13,181
17	Chief Peguis Trail - Henderson Highway to Lagimodiere Boulevard	6,829	6,876	6,925	6,100	6,151	6,203
18	Asset Management System - Various Divisions		25	25	25	25	25
19	Regional Parks	1,288			1,730	2,940	2,700
20	Community and Neighbourhood Parks				1,440	2,800	2,700
21	Interpretive and Wayfinding Signage Program						75
22	Waterway Access Improvement Program						106
23	Parks Buildings					400	1,021
24	Rainbow Stage	1,200	1,200				
25	Parks and Recreation Enhancement Program	865	150		732	1,305	975
26	Urban Forest Renewal Program					707	1,000
Community Services							
27	Library Refurbishment & Interior Infrastructure Program		52				
28	South Winnipeg Recreation Campus: Library and Site Development				1,398		
29	Southeast Winnipeg New Community Centre and Library				305		
30	Freight House Outdoor Pool Redevelopment					1,202	
31	Assiniboine Park Conservancy (APC) - Infrastructure and Sustainability	178	1,690	1,186	2,000	2,000	1,654

Appendix 5

Capital Projects Funded by the Canada Community-Building Fund

	(in thousands of $)	2023	2024	2025	2026	2027	2028
Fire Paramedic Service							
32	Facility Optimization - Waverley West Station		7,990				
33	Facility Optimization - Silver Heights Fire Paramedic Station Consolidation						2,286
Municipal Accommodations							
34	Health/Life Safety/Emergency Systems Refurbishment/City-wide Accessibility	646	960	472	1,118	1,155	642
Transit							
35	Transit Building Replacement / Refurbishment	2,472	1,435	411	3,355		
36	Transit Roof Replacement and Ventilation Upgrade	705	2,350	2,400			
37	Transition to Zero Emission Buses					7,027	7,027
38	Accessibility Program	250	200	200	200		
39	Heavy Equipment Replacement Program (formerly Heavy Shop Equipment Replacement Program)	400	175	175			
40	Hoist Replacement at Fort Rouge Garage		2,867	3,841	3,472		
41	Heated Bus Shelter Program	1,500					
42	Transit Plus In House Service [3]	6,442					
43	Winnipeg Transit Master Plan (WTMP) Implementation Planning & Design	1,700					
Total Projects Financed by the Canada Community-Building Fund		**51,599**	**57,930**	**48,420**	**48,432**	**48,432**	**48,432**

1. 2024 includes $1.232 million of surplus from the Canada Community-Building Fund Reserve. This funding is included in the Facilities Optimization - Waverley West Station project.

2. Funding of $6.758 million for the Facility Optimization - Waverley West project was deferred from 2023 to 2024 due to changes in timing with the project.

3. The Federal Government provided a one-time top up in 2022 of $44.396 million. $37.954 million was allocated to various projects in the 2022 Adopted Budget. $6.442 was allocated to Transit Plus In-House Service in the 2023 Budget.

Active Transportation Projects

(in thousands of $)	2023	2024	2025	2026	2027	2028
Pedestrian and Cycling Program	1,890	1,651	1,683	2,321	2,899	3,000
Regional and Local Street Renewal						
Regional Street Renewal Program	3,410					
Active Transportation Infrastructure[4]	4,000					
Local Street Renewal Program[5]	3,900	3,600	3,600	3,600	5,000	5,000
Osborne Street Underpass			1,100			1,500
St. Vital Bridge Rehabilitation	4,370					
Elm Park Bridge Repairs						2,088
Primary Transit Network Infrastructure			2,400			
TOTAL	**$ 17,570**	**$ 5,251**	**$ 8,783**	**$ 5,921**	**$ 7,899**	**$ 11,588**

Notes:

1. On May 14, 2008, Council concurred in the recommendation that a policy be adopted to incorporate Active Transportation (AT) facilities into any reconstruction or rehabilitation required on any infrastructure identified as an AT facility in the Proposed Active Transportation Network.

2 .The six-year AT investments in the 2023 Preliminary Budget and 2024 - 2028 Forecast total **$57.0 million**. (2022 total = $9.6 million / 6-year total =$25 million)

3 .The amounts above identify the budget dollars dedicated to AT facilities within the 2023 capital budget. Funding for the AT work is included within the total funding for the projects/programs noted.

4. Funding is for Keewatin Street - Burrows Avenue to Gallagher Avenue West.

5. Includes $3 million funded by Frontage Levy.

6. There may be other AT projects included in the 2023 Capital Budget and 2024 - 2028 Five-year Forecast that could not be estimated at time of printing.

This page intentionally left blank.

Capital Projects Funded by the Province of Manitoba Infrastructure Funding

(in thousands $)	2022	2023	2024	2025	2026
Adopted Budget / Forecast	80,310	68,598	37,869	19,488	40,932
Preliminary Budget[1]		113,898	37,869	19,488	40,932
Variance[2]		45,300	-	-	-
Details By Project:					
Public Works					
1 Regional and Local Street Renewal[3]	29,100	9,800			
2 Urban Forest Renewal Program	2,717	5,819			
Community Services					
3 Library Facility Redevelopment - West Kildonan	1,471				
4 Recreation & Library Facility Investment Strategy	16,700	16,600			
5 Assiniboine Park Conservancy (APC) - Infrastructure and Sustainability	3,400	3,400			
Municipal Accommodations					
6 Health/Life Safety/Emergency Systems Refurbishment/City-wide Accessibility[4]		93			
City Clerks					
7 City of Winnipeg Archives - The Winnipeg 150 Legacy Project		543			
Innovation and Technology					
8 Intake Program[5]		145			
Transit[6]					
9 Transit Roof Replacement and Ventilation Upgrade		1,545			
10 Transition to Zero Emission Buses	16,257	7,155	12,665	13,639	33,951
11 Radios and Intelligent Transportation Systems (ITS) Replacement			4,493		
12 North Garage Replacement	10,665	28,798	20,711	672	
13 Primary Transit Network Infrastructure				2,114	3,990
14 Rapid Transit (Downtown Corridors) Preliminary				376	1,840
15 Wheelchair Securements Retro-fit				2,687	1,151
Water and Waste					
16 CentrePort South (formerly Airport Area West) Water and Sewer Servicing[2]		40,000			
Total Infrastructure Financed by the Province of Manitoba	**80,310**	**113,898**	**37,869**	**19,488**	**40,932**

Appendix 7

Capital Projects Funded by the Province of Manitoba Infrastructure Funding

1. The above listing identifies the funding in the 2022 Adopted Budget, the 2023 Preliminary Budget and the 2024 - 2028 Forecast. The table below provides a summary by funding sources included in the budget. There are no funding amounts included for 2027 and 2028.

Funding Sources (in thousands $):	**2022**	**2023**	**2024**	**2025**	**2026**
Investing in Canada Infrastructure Program	21,110	35,953	37,869	19,488	40,932
Strategic Infrastructure Fund	30,100	48,145			
Accelerated Regional Roads	29,100	9,800			
Federal/Provincial		20,000			
	80,310	113,898	37,869	19,488	40,932

2. The variance is due to the inclusion of $5.3 million in funding, previously unallocated and $40.0 million for the Provinces/Federal share of funding for the CentrePort South (formerly Airport Area West) Water and Sewer Servicing project. $20.0 million of City share was included in the 2022 Adopted Budget for Phase 1A work, conditional on funding of $20.0 million from each of the Province and the Federal Government. $40 million includes Provincial share of $20 million and another $20 million if the Federal Government does not provide approval. Provincial Funding is subject to approval of their 2023 Budget. The project is split 25% to Waterworks System and 75% to Sewage Disposal System.

3. To cover previous $100.0 million commitment under the accelerated regional street renewal program.

4. Funding will be used for the purchase and installation of a pool accessibility lift and custom design and fabrication of a bariatric ladder at Elmwood-Kildonan pool.

5. Funding will be used to fund a capital investment planning solution.

6. Funding for Transit supports projects applied for through the tri-patriate Investing in Canada Infrastructure Program. Funding for projects in this program are shared by the City of Winnipeg, the Province of Manitoba and the Federal Government.

7. Shared Health Capital Grant information is not included.