Winnipeg

# Supplement to the 2024 Preliminary Budget



Photo: Mike Peters, courtesy Tourism Winnipeg

# City of Winnipeg

# Supplement to the 2024 Preliminary Budget

Winnipeg, Manitoba, Canada

*The City of Winnipeg*

*Winnipeg, Manitoba*

*Telephone Number: 311*

*Toll Free: 1-877-311-4WPG (4974)*

*www.winnipeg.ca*

This page intentionally left blank.

# Table of Contents

**Reader's Guide** ..... 7

**Capital Project Summary**

Summary of Capital Program ..... 11
Summary of Financing Sources ..... 12
Tax Supported, Transit, and Municipal Accommodations ..... 16
Self-Supporting Utilities ..... 35
Special Operating Agencies ..... 39

**Capital Project Detail**

Tax Supported, Transit, and Municipal Accommodations ..... 43
Self-Supporting Utilities ..... 248
Special Operating Agencies ..... 294

**Appendices**

Appendix 1 – Basis of Budgeting ..... 303
Appendix 2 – Major Capital Projects ..... 305
Appendix 3 – Cost Estimate Classification ..... 307
Appendix 4 – Transfers from Other Capital Accounts ..... 309
Appendix 5 – Public Private Partnership Payments as a Percentage of Cash to Capital/Canada Community-Building Fund ..... 311
Appendix 6 – Capital Projects Funded by the Canada Community-Building Fund ..... 313
Appendix 7 – Capital Projects Funded by the Province of Manitoba Infrastructure Funding ..... 315
Appendix 8 – Active Transportation Projects ..... 319
Appendix 9 – Service Based Budget Alignment to Strategic Plans ..... 321
Appendix 10 – Service Based Budget – Services by Policy Area ..... 325
Appendix 11 – Financial Management Plan Update ..... 327
Appendix 12 – Policies, Strategies and Plans ..... 339
Appendix 13 – Glossary of Terms ..... 343

This page intentionally left blank.

Return to Table of Contents

# Reader's Guide

This **Reader's Guide** is intended to provide the reader with a basic understanding of the supplement to the 2024 preliminary budget, developed from the budgeting process, as well as briefly describe the document's content and layout.

The **Supplement to the 2024 Preliminary Budget** provides summary and detailed information on capital projects and financing for the capital program, and additional information for the operating budget, set out in the following sections:

- The **Capital Project Summary** provides a listing of capital projects for 2024 through to 2029, highlighting related financing sources.
- The **Capital Project Detail** section gives additional information about each project in the budget, including project descriptions, current year's budget and five-year forecast, cash flow projections, net impact on the operating budget, and previous budget authorizations, if applicable. The capital estimate and service area are identified, as well as the link to OurWinnipeg and the Strategic Priorities Action Plan to ensure all capital projects align with city objectives.
- The **Appendices** provide additional context information in support of the budget documents.

This page intentionally left blank.

# Capital Project Summary

## 2024 Preliminary Capital Budget
## and 2025 to 2029 Five-Year Forecast

**Notes:**

1. In the attached Capital Project Summary, tax supported capital projects are financed by cash to capital unless other funding is disclosed for the project.

2. The Transportation Master Plan will be submitted to Council for approval. Related projects are subject to change upon adoption of the plan.

# Table of Contents

**Summary of Capital Program** ..... 11

**Summary of Financing Sources** ..... 12

**Tax Supported, Transit, and Municipal Accommodations**

- Public Works ..... 16
- Community Services ..... 22
- Winnipeg Police Service ..... 24
- Fire Paramedic Service ..... 26
- Planning, Property and Development ..... 27
- Municipal Accommodations ..... 28
- City Clerks ..... 28
- Council ..... 29
- Innovation and Technology ..... 29
- Assessment and Taxation ..... 32
- Transit ..... 32

**Self-Supporting Utilities**

- Waterworks System ..... 35
- Sewage Disposal System ..... 36
- Solid Waste Disposal System ..... 38
- Land Drainage Utility ..... 39

**Special Operating Agencies**

- Winnipeg Fleet Management Agency ..... 39
- Winnipeg Parking Authority ..... 39

| *CAPITAL PROJECT SUMMARY* *(in Thousands of $)* | ADOPTED BUDGET | PRELIMINARY BUDGET | FORECAST | | | | | 6-YEAR TOTAL |
|---|---|---|---|---|---|---|---|---|
| | 2023 | 2024 | 2025 | 2026 | 2027 | 2028 | 2029 | 2024-2029 |
| **SUMMARY OF CAPITAL PROGRAM** | | | | | | | | |
| Public Works | 203,014 | 192,570 | 205,039 | 216,316 | 225,220 | 243,786 | 257,292 | 1,340,223 |
| Community Services | 26,885 | 9,476 | 10,313 | 20,524 | 20,508 | 8,455 | 8,996 | 78,272 |
| Winnipeg Police Service | 3,034 | 6,721 | 2,098 | 8,027 | 4,152 | 7,037 | 8,721 | 36,756 |
| Fire Paramedic Service | 3,112 | 5,712 | 21,178 | 7,381 | 4,467 | 17,925 | 11,912 | 68,575 |
| Planning, Property and Development | 553 | 4,480 | 3,742 | 4,332 | 3,548 | 3,817 | 3,588 | 23,507 |
| City Clerks | 643 | 12,147 | 100 | 200 | 350 | | 100 | 12,897 |
| Council | | | | 1,050 | 3,000 | 1,200 | 1,696 | 6,946 |
| Innovation and Technology | 4,978 | 11,767 | 15,719 | 12,959 | 16,905 | 9,967 | 10,180 | 77,497 |
| Customer Service and Communication | 277 | | | | | | | |
| Assessment and Taxation | 3,311 | 8,929 | 1,000 | 1,000 | 1,000 | 1,000 | 1,000 | 13,929 |
| **Total Tax Supported** | 245,807 | 251,802 | 259,189 | 271,789 | 279,150 | 293,187 | 303,485 | 1,658,602 |
| Municipal Accommodations | 6,786 | 3,160 | 1,443 | 2,486 | 2,311 | 642 | 3,843 | 13,885 |
| Transit | 129,829 | 139,300 | 69,436 | 132,763 | 24,092 | 27,983 | 26,942 | 420,516 |
| **Total Tax Supported, Transit and Municipal Accommodations** | 382,422 | 394,262 | 330,068 | 407,038 | 305,553 | 321,812 | 334,270 | 2,093,003 |
| **Self-Supporting Utilities** | | | | | | | | |
| Waterworks System | 50,500 | 40,915 | 59,450 | 54,350 | 76,550 | 75,500 | 60,520 | 367,285 |
| Sewage Disposal System | 113,755 | 139,525 | 83,225 | 116,250 | 117,000 | 100,250 | 74,625 | 630,875 |
| Solid Waste Disposal | 4,650 | 3,275 | 18,200 | 5,200 | 9,010 | 5,350 | 5,900 | 46,935 |
| Land Drainage Utility | 3,315 | 6,735 | 8,310 | 8,220 | 4,950 | 3,600 | 4,600 | 36,415 |
| **Total Self-Supporting Utilities** | 172,220 | 190,450 | 169,185 | 184,020 | 207,510 | 184,700 | 145,645 | 1,081,510 |
| **Special Operating Agencies** | | | | | | | | |
| Winnipeg Fleet Management Agency | 16,552 | 19,174 | 16,797 | 16,797 | 16,797 | 16,447 | 16,447 | 102,459 |
| Winnipeg Parking Authority | 178 | 2,920 | 7,932 | 3,597 | 3,068 | 278 | 280 | 18,075 |
| **Total Special Operating Agencies** | 16,730 | 22,094 | 24,729 | 20,394 | 19,865 | 16,725 | 16,727 | 120,534 |
| **TOTAL CAPITAL PROGRAM** | 571,372 | 606,806 | 523,982 | 611,452 | 532,928 | 523,237 | 496,642 | 3,295,047 |
| **Rebudget Amounts** | (24,717) | (16,772) | (1,820) | (577) | (478) | (134) | | (19,781) |
| **Net Capital Investment** | 546,655 | 590,034 | 522,162 | 610,875 | 532,450 | 523,103 | 496,642 | 3,275,266 |

Return to Table of Contents

| ***CAPITAL PROJECT SUMMARY*** *(in Thousands of $)* | ADOPTED BUDGET | PRELIMINARY BUDGET | FORECAST | | | | | 6-YEAR TOTAL |
|---|---|---|---|---|---|---|---|---|
| | 2023 | 2024 | 2025 | 2026 | 2027 | 2028 | 2029 | 2024-2029 |
| **SUMMARY OF FINANCING SOURCES** | | | | | | | | |
| Cash to Capital | 6,858 | 5,790 | 3,055 | 3,530 | 3,530 | 27,928 | 26,958 | 70,791 |
| Frontage Levy | 27,800 | 17,800 | 17,800 | 17,800 | 17,800 | 27,800 | 27,800 | 126,800 |
| Public Private Partnership Annual Service / Financing Payments | (36,788) | (38,543) | (36,069) | (36,547) | (36,330) | (36,855) | (37,032) | (221,376) |
| Reserves: | | | | | | | | |
| - Transit Bus Replacement | | | | | | 9,348 | 9,348 | 18,696 |
| - Southwest Rapid Transitway (Stage 2) and Pembina Highway Underpass Payment | 13,467 | 13,865 | 13,994 | 14,362 | 14,029 | 14,408 | 14,365 | 85,023 |
| - Water Meter Renewal | | 2,000 | 10,000 | 20,000 | 44,000 | 45,000 | 14,000 | 135,000 |
| - Water Main Renewal | 18,000 | 20,500 | 21,000 | 21,750 | 22,750 | 24,500 | 24,750 | 135,250 |
| - Sewer System Rehabilitation | 18,500 | 21,000 | 23,250 | 23,750 | 24,500 | 25,500 | 26,250 | 144,250 |
| - Environmental Projects | 43,000 | 47,000 | 41,500 | 46,500 | 47,000 | 30,000 | 30,000 | 242,000 |
| - Landfill Rehabilitation | 1,400 | 1,775 | 1,400 | 750 | 110 | | | 4,035 |
| - Climate Action | 660 | | | | | | | |
| - Waste Diversion | 590 | 750 | | | | 450 | 500 | 1,700 |
| - General Purpose | 1,000 | | | | | | | |
| - Destination Marketing | | 200 | 200 | 200 | 200 | 200 | 200 | 1,200 |
| - Land Operating | 965 | 2,665 | 1,565 | 965 | 965 | 965 | 965 | 8,090 |
| - Local Street Renewal | 62,852 | 69,752 | 76,852 | 84,152 | 31,425 | 95,640 | 101,740 | 459,561 |
| - Regional Street Renewal | 49,888 | 56,788 | 63,888 | 71,188 | 80,638 | 90,338 | 98,438 | 461,278 |
| Interim Financing / (Repayment) | | | (600) | | | | | (600) |
| Contributions from Other Levels of Government: | | | | | | | | |
| - Canada Community-Building Fund (formerly Federal Gas Tax) | 51,599 | 50,143 | 56,410 | 48,229 | 48,482 | 48,382 | 48,432 | 300,078 |
| - Federal New Building Canada Fund | 13,000 | | | | | | | |
| - Natural Resources Canada | 549 | 2,048 | 1,988 | 2,603 | | | | 6,639 |
| - Investing in Canada Infrastructure Program (Federal Government) | 43,233 | 45,599 | 23,492 | 48,424 | | | | 117,515 |
| - Investing in Canada Infrastructure Program (Provincial Government) | 35,953 | 37,869 | 19,488 | 40,932 | | | | 98,289 |
| - Federal/Provincial Government Funding | 40,000 | | | | | | | |
| - Province of Manitoba Strategic Infrastructure Funding | 28,145 | 36,100 | 40,100 | 13,600 | 89,800 | | | 179,600 |
| - Province of Manitoba Accelerated Regional Roads | 9,800 | | | | | | | |
| - Shared Health Capital Grant | 586 | 637 | 673 | 600 | 600 | 600 | 600 | 3,710 |
| - Funding from Other Municipalities | 850 | 1,057 | | | | | | 1,057 |
| Other Funders: | | | | | | | | |
| - Developer Funding / Developer Capacity Charges | 400 | 300 | 1,500 | 500 | 750 | | | 3,050 |
| - Future Services Account | 200 | 200 | 200 | 200 | 200 | 200 | 200 | 1,200 |
| - Public Private Partnership | | 825 | | | | | 825 | 1,650 |
| - Winnipeg Foundation Funding | | 500 | | | | | | 500 |

| ***CAPITAL PROJECT SUMMARY*** *(in Thousands of $)* | ADOPTED BUDGET | PRELIMINARY BUDGET | FORECAST | | | | | 6-YEAR TOTAL |
|---|---|---|---|---|---|---|---|---|
| | 2023 | 2024 | 2025 | 2026 | 2027 | 2028 | 2029 | 2024-2029 |
| Retained Earnings - Self-supporting Utilities | 38,355 | 64,590 | 46,925 | 58,750 | 58,400 | 50,750 | 40,145 | 319,560 |
| Transfer from Waterworks Fund Retained Earnings | | 3,095 | 3,500 | 3,370 | 4,100 | 2,380 | 2,230 | 18,675 |
| Transfer from Sewage Disposal System Fund Retained Earnings | 2,843 | 10,760 | 13,160 | 11,520 | 9,190 | 6,460 | 7,800 | 58,890 |
| Accumulated Surplus (Retained Earnings) - Special Operating Agencies | 1,105 | 3,451 | 1,023 | 1,090 | 1,028 | 1,055 | 1,057 | 8,704 |
| External Debt | 52,275 | 92,875 | 59,848 | 89,431 | 53,263 | 42,384 | 41,401 | 379,202 |
| External Debt - SOAs | 15,670 | 18,643 | 16,020 | 19,304 | 16,020 | 15,670 | 15,670 | 101,327 |
| Internal Financing | 2,100 | | | 3,922 | | | | 3,922 |
| Transfers from Other Capital Accounts | 24,717 | 16,772 | 1,820 | 577 | 478 | 134 | | 19,781 |
| **TOTAL FINANCING SOURCES** | 571,372 | 606,806 | 523,982 | 611,452 | 532,928 | 523,237 | 496,642 | 3,295,047 |

| *CAPITAL PROJECT SUMMARY* *(in Thousands of $)* | ADOPTED BUDGET | PRELIMINARY BUDGET | FORECAST | | | | | 6-YEAR TOTAL |
|---|---|---|---|---|---|---|---|---|
| | 2023 | 2024 | 2025 | 2026 | 2027 | 2028 | 2029 | 2024-2029 |
| **FINANCING SOURCES** | | | | | | | | |
| **Tax Supported, Transit and Municipal Accommodations** | | | | | | | | |
| Cash to Capital | 6,858 | 5,790 | 3,055 | 3,530 | 3,530 | 27,928 | 26,958 | 70,791 |
| Frontage Levy | 27,800 | 17,800 | 17,800 | 17,800 | 17,800 | 27,800 | 27,800 | 126,800 |
| Public Private Partnership Annual Service / Financing Payments | (36,788) | (38,543) | (36,069) | (36,547) | (36,330) | (36,855) | (37,032) | (221,376) |
| Reserves: | | | | | | | | |
| - Transit Bus Replacement | | | | | | 9,348 | 9,348 | 18,696 |
| - Southwest Rapid Transitway (Stage 2) and Pembina Highway Underpass Payment | 13,467 | 13,865 | 13,994 | 14,362 | 14,029 | 14,408 | 14,365 | 85,023 |
| - Waste Diversion Reserve | | 250 | | | | | 500 | 750 |
| - General Purpose | 1,000 | | | | | | | |
| - Destination Marketing | | 200 | 200 | 200 | 200 | 200 | 200 | 1,200 |
| - Land Operating | 965 | 2,665 | 1,565 | 965 | 965 | 965 | 965 | 8,090 |
| - Local Street Renewal | 62,852 | 69,752 | 76,852 | 84,152 | 31,425 | 95,640 | 101,740 | 459,561 |
| - Regional Street Renewal | 49,888 | 56,788 | 63,888 | 71,188 | 80,638 | 90,338 | 98,438 | 461,278 |
| Interim Financing / (Repayment) | | | (600) | | | | | (600) |
| Contributions from Other Levels of Government: | | | | | | | | |
| - Canada Community-Building Fund | 51,599 | 50,143 | 56,410 | 48,229 | 48,482 | 48,382 | 48,432 | 300,078 |
| - Federal New Building Canada Fund | 13,000 | | | | | | | |
| - Natural Resources Canada | 549 | 2,048 | 1,988 | 2,603 | | | | 6,639 |
| - Investing in Canada Infrastructure Program (Federal Government) | 43,233 | 45,599 | 23,492 | 48,424 | | | | 117,515 |
| - Investing in Canada Infrastructure Program (Provincial Government) | 35,953 | 37,869 | 19,488 | 40,932 | | | | 98,289 |
| - Province of Manitoba Strategic Infrastructure Funding | 28,145 | 36,100 | 32,414 | 13,600 | 81,183 | | | 163,297 |
| - Province of Manitoba Accelerated Regional Roads | 9,800 | | | | | | | |
| - Shared Health Capital Grant | 586 | 637 | 673 | 600 | 600 | 600 | 600 | 3,710 |
| - Funding from Other Municipalities | 850 | 1,057 | | | | | | 1,057 |
| Other Funders: | | | | | | | | |
| - Future Services Account | 200 | 200 | 200 | 200 | 200 | 200 | 200 | 1,200 |
| - Public Private Partnership | | 825 | | | | | 825 | 1,650 |
| - Winnipeg Foundation Funding | | 500 | | | | | | 500 |
| External Debt | 52,275 | 67,875 | 43,048 | 85,131 | 53,263 | 37,484 | 35,501 | 322,302 |
| Internal Financing | 2,100 | | | 3,922 | | | | 3,922 |
| Retained Earnings - Transit | 1,800 | | | | | | | |
| Transfer from Golf Special Operating Agency Accumulated Surplus | 45 | | | | | | | |
| Transfer from Waterworks Fund Retained Earnings | | 3,095 | 3,500 | 3,370 | 4,100 | 2,380 | 2,230 | 18,675 |
| Transfer from Sewage Disposal Fund Retained Earnings | 28 | 4,325 | 6,350 | 3,800 | 4,990 | 2,860 | 3,200 | 25,525 |
| Transfers from Other Capital Accounts | 16,217 | 15,422 | 1,820 | 577 | 478 | 134 | | 18,431 |
| **Total Tax Supported, Transit and Municipal Accommodations** | 382,422 | 394,262 | 330,068 | 407,038 | 305,553 | 321,812 | 334,270 | 2,093,003 |

| ***CAPITAL PROJECT SUMMARY*** *(in Thousands of $)* | ADOPTED BUDGET | PRELIMINARY BUDGET | FORECAST | | | | | 6-YEAR TOTAL |
|---|---|---|---|---|---|---|---|---|
| | 2023 | 2024 | 2025 | 2026 | 2027 | 2028 | 2029 | 2024-2029 |
| **Self-Supporting Utilities** | | | | | | | | |
| Reserves: | | | | | | | | |
| - Water Meter Renewal | | 2,000 | 10,000 | 20,000 | 44,000 | 45,000 | 14,000 | 135,000 |
| - Water Main Renewal | 18,000 | 20,500 | 21,000 | 21,750 | 22,750 | 24,500 | 24,750 | 135,250 |
| - Sewer System Rehabilitation | 18,500 | 21,000 | 23,250 | 23,750 | 24,500 | 25,500 | 26,250 | 144,250 |
| - Environmental Projects | 43,000 | 47,000 | 41,500 | 46,500 | 47,000 | 30,000 | 30,000 | 242,000 |
| - Landfill Rehabilitation | 1,400 | 1,775 | 1,400 | 750 | 110 | | | 4,035 |
| - Climate Action | 660 | | | | | | | |
| - Waste Diversion | 590 | 500 | | | | 450 | | 950 |
| Contributions from Other Levels of Government: | | | | | | | | |
| - Federal/Provincial Government Funding | 40,000 | | | | | | | |
| - Province of Manitoba Strategic Infrastructure Funding | | | | | 5,800 | | | 5,800 |
| Retained Earnings - Self-supporting Utilities | 38,355 | 64,590 | 46,925 | 58,750 | 58,400 | 50,750 | 40,145 | 319,560 |
| Transfer from Sewage Disposal System Fund Retained Earnings | 2,815 | 6,435 | 6,810 | 7,720 | 4,200 | 3,600 | 4,600 | 33,365 |
| Developer Funding / Developer Capacity Charges | 400 | 300 | 1,500 | 500 | 750 | | | 3,050 |
| External Debt | | 25,000 | 16,800 | 4,300 | | 4,900 | 5,900 | 56,900 |
| Transfers from Other Capital Accounts | 8,500 | 1,350 | | | | | | 1,350 |
| **Total Self-Supporting Utilities** | 172,220 | 190,450 | 169,185 | 184,020 | 207,510 | 184,700 | 145,645 | 1,081,510 |
| **Special Operating Agencies** | | | | | | | | |
| Contributions from Other Levels of Government: | | | | | | | | |
| - Province of Manitoba Strategic Infrastructure Funding | | | 7,686 | | 2,817 | | | 10,503 |
| Accumulated Surplus (Retained Earnings) | 1,060 | 3,451 | 1,023 | 1,090 | 1,028 | 1,055 | 1,057 | 8,704 |
| External Debt | 15,670 | 18,643 | 16,020 | 19,304 | 16,020 | 15,670 | 15,670 | 101,327 |
| **Total Special Operating Agencies** | 16,730 | 22,094 | 24,729 | 20,394 | 19,865 | 16,725 | 16,727 | 120,534 |
| **TOTAL FINANCING SOURCES** | 571,372 | 606,806 | 523,982 | 611,452 | 532,928 | 523,237 | 496,642 | 3,295,047 |

Return to Table of Contents

| ***CAPITAL PROJECT SUMMARY***<br>*(in Thousands of $)* | PAGE NO. | ADOPTED BUDGET 2023 | PRELIMINARY BUDGET 2024 | FORECAST 2025 | 2026 | 2027 | 2028 | 2029 | 6-YEAR TOTAL 2024-2029 |
|---|---|---|---|---|---|---|---|---|---|
| **CAPITAL PROJECTS LISTING** | | | | | | | | | |
| **PUBLIC WORKS** | | | | | | | | | |
| ***Active Transportation Facilities*** | | | | | | | | | |
| Pedestrian and Cycling Program | | | | | | | | | |
| - Cash to Capital | | | | | | | 300 | 300 | 600 |
| - Local Street Renewal Reserve | | | 500 | 500 | 2,199 | 2,686 | 2,819 | 2,988 | 11,692 |
| - Regional Street Renewal Reserve | | | | | 837 | 1,077 | 1,159 | 1,194 | 4,267 |
| - Province of Manitoba Strategic Infrastructure Funding | | | 851 | | | 248 | | | 1,099 |
| - Canada Community-Building Fund | | 945 | 800 | 841 | 1,838 | 2,649 | 2,700 | 3,328 | 12,156 |
| - External Debt | | 945 | | 842 | 483 | | | | 1,325 |
| - Transfer from Prior Year Authorization | | | 10 | | | | | | 10 |
| Total Pedestrian and Cycling Program | 43 | 1,890 | 2,161 | 2,183 | 5,357 | 6,660 | 6,978 | 7,810 | 31,149 |
| **Total Active Transportation Facilities** | | 1,890 | 2,161 | 2,183 | 5,357 | 6,660 | 6,978 | 7,810 | 31,149 |
| ***Street Improvements*** | | | | | | | | | |
| Portable Traffic Study Equipment - First charge against the 2024 Capital Budget of up to $162,000 (Council March 22, 2023) | | | | | | | | | |
| - Canada Community-Building Fund | | | 130 | | | | | | 130 |
| - External Debt | | | 32 | | | | | | 32 |
| Total Portable Traffic Study Equipment | 48 | | 162 | | | | | | 162 |
| Transportation Master Plan | | | | | | | | | |
| - Province of Manitoba Strategic Infrastructure Funding | | | | 168 | | | | | 168 |
| - Canada Community-Building Fund | | | 123 | 678 | 164 | | | | 965 |
| - External Debt | | 154 | 31 | | 41 | | | | 72 |
| Total Transportation Master Plan | 49 | 154 | 154 | 846 | 205 | | | | 1,205 |
| Traffic Signals Vehicle Detection Program | | | | | | | | | |
| - Frontage Levy | | 250 | | | | | 250 | 258 | 508 |
| - Province of Manitoba Strategic Infrastructure Funding | | | 250 | 250 | 250 | 250 | | | 1,000 |
| Total Traffic Signals Vehicle Detection Program | 50 | 250 | 250 | 250 | 250 | 250 | 250 | 258 | 1,508 |
| Traffic Signals Bases & Bulbs Replacements (formerly Traffic Signals Bases Replacements) | | | | | | | | | |
| - Frontage Levy | | | | | | | 1,500 | 1,492 | 2,992 |
| - Province of Manitoba Strategic Infrastructure Funding | | | | | 1,500 | 1,500 | | | 3,000 |
| - Canada Community-Building Fund | | | | | | | | 53 | 53 |
| Total Traffic Signals Bases Replacements | 51 | | | | 1,500 | 1,500 | 1,500 | 1,545 | 6,045 |
| Traffic Management Centre Evergreening Program | | | | | | | | | |
| - Canada Community-Building Fund | | | | 200 | 200 | 200 | 200 | 206 | 1,006 |
| - External Debt | | | 200 | | | | | | 200 |
| Total Traffic Management Centre Evergreening Program | 52 | | 200 | 200 | 200 | 200 | 200 | 206 | 1,206 |

| ***CAPITAL PROJECT SUMMARY*** *(in Thousands of $)* | PAGE NO. | ADOPTED BUDGET 2023 | PRELIMINARY BUDGET 2024 | FORECAST 2025 | 2026 | 2027 | 2028 | 2029 | 6-YEAR TOTAL 2024-2029 |
|---|---|---|---|---|---|---|---|---|---|
| Road Safety Improvement Program | | | | | | | | | |
| - Frontage Levy | | 1,264 | | | | | 3,000 | 3,000 | 6,000 |
| - Canada Community-Building Fund | | | 220 | | | | 980 | 2,046 | 3,246 |
| - Local Street Renewal Reserve | | | 257 | | 1,366 | 2,154 | 1,739 | 1,791 | 7,307 |
| - Regional Street Renewal Reserve | | | | | 766 | 1,854 | 1,739 | 1,791 | 6,150 |
| - Province of Manitoba Strategic Infrastructure Funding | | | 2,023 | 2,500 | 802 | 2,146 | | | 7,471 |
| Total Road Safety Improvement Program | 53 | 1,264 | 2,500 | 2,500 | 2,934 | 6,154 | 7,458 | 8,628 | 30,174 |
| Upgrade Noise Policies and Equipment Study | | | | | | | | | |
| - External Debt | 55 | | 100 | | | | | | 100 |
| Strategic Road Network Study (formerly Inner-Ring Road - Functional Design) | | | | | | | | | |
| - Canada Community-Building Fund | | | 300 | 300 | | | | | 600 |
| - Province of Manitoba Strategic Infrastructure Funding | | | 15 | | | | | | 15 |
| - External Debt | | | 60 | 75 | | | | | 135 |
| Total Strategic Road Network Study | 56 | | 375 | 375 | | | | | 750 |
| Salt and Sand Storage Shed | | | | | | | | | |
| - Province of Manitoba Strategic Infrastructure Funding | | | | 150 | | | | | 150 |
| - Canada Community-Building Fund | | | | 600 | | | | | 600 |
| Total Salt and Sand Storage Shed | 57 | | | 750 | | | | | 750 |
| St. Anne's Road Widening | | | | | | | | | |
| - Canada Community-Building Fund | 58 | | 109 | | | 180 | 3,726 | | 4,015 |
| Developer Payback | | | | | | | | | |
| - External Debt | 59 | | 1,360 | | | | | | 1,360 |
| Trade Route Corridors - Planning and Design | | | | | | | | | |
| - Frontage Levy | | 2,800 | | | | | | | |
| **Total Street Improvements** | | 4,468 | 5,210 | 4,921 | 5,089 | 8,284 | 13,134 | 10,637 | 47,275 |

| ***CAPITAL PROJECT SUMMARY*** *(in Thousands of $)* | PAGE NO. | ADOPTED BUDGET 2023 | PRELIMINARY BUDGET 2024 | FORECAST 2025 | 2026 | 2027 | 2028 | 2029 | 6-YEAR TOTAL 2024-2029 |
|---|---|---|---|---|---|---|---|---|---|
| ***Regional and Local Street Renewal*** | | | | | | | | | |
| Regional and Local Street Renewal - Council has authorized first charges totaling up to $48.1 million against the 2024 Capital Budget. (Council March 22, 2023)<br>See detail sheet in the Supplement to the 2023 Budget for a detailed listing of the first charge authorizations. | | | | | | | | | |
| - Frontage Levy | | **15,000** | **17,800** | **17,800** | **17,800** | **17,800** | **17,800** | **17,800** | **106,800** |
| - Local Street Renewal Reserve | | **62,457** | **67,900** | **75,757** | **80,292** | **26,285** | **90,832** | **96,711** | **437,777** |
| - Regional Street Renewal Reserve | | **48,688** | **51,317** | **63,538** | **62,253** | **67,707** | **64,891** | **66,543** | **376,249** |
| - Canada Community-Building Fund | | **1,885** | | **2,315** | | | | | **2,315** |
| - Federal New Building Canada Fund (Accelerated Regional) | | **13,000** | | | | | | | |
| - Province of Manitoba Accelerated Regional Roads | | **9,800** | | | | | | | |
| - Province of Manitoba Strategic Infrastructure Funding | | | | | | **58,315** | | | **58,315** |
| - Funding from Other Municipalities | | **850** | **1,057** | | | | | | **1,057** |
| - Future Services Account | | **200** | **200** | **200** | **200** | **200** | **200** | **200** | **1,200** |
| - External Debt | | | | **500** | | | | | **500** |
| - Prior Years Surplus | | **7,162** | | | | | | | |
| Total Regional and Local Street Renewal Program | 60 | **159,042** | **138,274** | **160,110** | **160,545** | **170,307** | **173,723** | **181,254** | **984,213** |
| **Total Regional and Local Street Renewal** | | **159,042** | **138,274** | **160,110** | **160,545** | **170,307** | **173,723** | **181,254** | **984,213** |
| ***Waterway Crossings and Grade Separations*** | | | | | | | | | |
| Waterway Crossing and Grade Separations - Annual Program | | | | | | | | | |
| - Frontage Levy | | **2,255** | | | | | **972** | **1,375** | **2,347** |
| - Local Street Renewal Reserve | | **395** | **1,095** | **595** | **295** | **300** | **250** | **250** | **2,785** |
| - Regional Street Renewal Reserve | | **350** | **850** | **350** | **50** | | **13,301** | **26,750** | **41,301** |
| - Province of Manitoba Strategic Infrastructure Funding | | | **800** | **1,299** | **2,400** | **2,000** | | | **6,499** |
| - Canada Community-Building Fund | | | **255** | **1,305** | **1,155** | **990** | **337** | **1,324** | **5,366** |
| Total Waterway Crossing and Grade Separations - Annual Program | 74 | **3,000** | **3,000** | **3,549** | **3,900** | **3,290** | **14,860** | **29,699** | **58,298** |
| Pembina Highway Overpass (Abinojii Mikanah) Rehabilitation | | | | | | | | | |
| - Frontage Levy | | **500** | | | | | | | |
| - Regional Street Renewal Reserve | | | **621** | | | | | | **621** |
| - Province of Manitoba Strategic Infrastructure Funding | | | **500** | **4,399** | | | | | **4,899** |
| - Canada Community-Building Fund | | **500** | **879** | **13,001** | | | | | **13,880** |
| Total Pembina Highway Overpass (Abinojii Mikanah) Rehabilitation | 76 | **1,000** | **2,000** | **17,400** | | | | | **19,400** |
| Osborne Street Underpass | | | | | | | | | |
| - Regional Street Renewal Reserve | | | | | | | **1,500** | | **1,500** |
| - Province of Manitoba Strategic Infrastructure Funding | | | | **500** | | | | | **500** |
| - Canada Community-Building Fund | | | | **600** | | | | | **600** |
| Total Osborne Street Underpass | 78 | | | **1,100** | | | **1,500** | | **2,600** |

| ***CAPITAL PROJECT SUMMARY*** *(in Thousands of $)* | PAGE NO. | ADOPTED BUDGET 2023 | PRELIMINARY BUDGET 2024 | FORECAST 2025 | 2026 | 2027 | 2028 | 2029 | 6-YEAR TOTAL 2024-2029 |
|---|---|---|---|---|---|---|---|---|---|
| St. Vital Bridge Rehabilitation - First charge against the 2024 Capital Budget of up to $23.2 million (Council March 22, 2023) | | | | | | | | | |
| - Frontage Levy | | **4,531** | | | | | | | |
| - Regional Street Renewal Reserve | | | **4,000** | | | | | | **4,000** |
| - Province of Manitoba Strategic Infrastructure Funding | | | **5,607** | | | | | | **5,607** |
| - Canada Community-Building Fund | | **11,069** | **13,593** | | | | | | **13,593** |
| Total St. Vital Bridge Rehabilitation | 80 | **15,600** | **23,200** | | | | | | **23,200** |
| Lagimodiere Twin Overpasses Rehabilitation (Concordia Avenue & CPR Keewatin) | | | | | | | | | |
| - Regional Street Renewal Reserve | | | | | **7,282** | **10,000** | | | **17,282** |
| - Province of Manitoba Strategic Infrastructure Funding | | | **700** | | **3,173** | **1,981** | | | **5,854** |
| - Canada Community-Building Fund | | | **1,300** | | **9,545** | **3,761** | | | **14,606** |
| Total Lagimodiere Twin Overpasses Rehabilitation (Concordia Avenue & CPR Keewatin) | 82 | | **2,000** | | **20,000** | **15,742** | | | **37,742** |
| Arlington Bridge Rehabilitation | | | | | | | | | |
| - Regional Street Renewal Reserve | | **850** | | | | | | | |
| Ness Culvert Replacement | | | | | | | | | |
| - Frontage Levy | | | | | | | **1,812** | | **1,812** |
| - Regional Street Renewal Reserve | | | | | | | **3,846** | | **3,846** |
| Total Ness Culvert Replacement | 84 | | | | | | **5,658** | | **5,658** |
| Elm Park Bridge Repairs | | | | | | | | | |
| - Regional Street Renewal Reserve | 85 | | | | | | **3,902** | | **3,902** |
| Lagimodiere Boulevard at CN Reddit Bridge Rehabilitation | | | | | | | | | |
| - Frontage Levy | | | | | | | **591** | **2,000** | **2,591** |
| - Regional Street Renewal Reserve | | | | | | | | **2,160** | **2,160** |
| Total Lagimodiere Boulevard at CN Reddit Bridge Rehabilitation | 86 | | | | | | **591** | **4,160** | **4,751** |
| Louise Bridge Rehabilitation | | | | | | | | | |
| - Transfer from Prior Year Authorization | 87 | | **1,500** | | | | | | **1,500** |
| Disraeli Bridge and Overpass Facility | | | | | | | | | |
| - Cash to Capital | | | **600** | **600** | **400** | **400** | | | **2,000** |
| - Frontage Levy | | **600** | | | | | **400** | **400** | **800** |
| - Canada Community-Building Fund | | **12,725** | **12,737** | **12,795** | **13,055** | **13,120** | **13,181** | **13,263** | **78,151** |
| - Public Private Partnership Annual Service / Financing Payments | | **(12,139)** | **(12,151)** | **(12,209)** | **(12,269)** | **(12,334)** | **(12,395)** | **(12,477)** | **(73,835)** |
| - Debt Servicing - Repayment of Debt | | **(1,186)** | **(1,186)** | **(1,186)** | **(1,186)** | **(1,186)** | **(1,186)** | **(1,186)** | **(7,116)** |
| Total Disraeli Bridge and Overpass Facility | 88 | | | | | | | | |
| Charleswood Bridge | | | | | | | | | |
| - Cash to Capital | | **1,478** | **2,710** | | | | | | **2,710** |
| - Public Private Partnership Lease Payments | | **(1,478)** | **(2,710)** | | | | | | **(2,710)** |
| Total Charleswood Bridge | 90 | | | | | | | | |
| **Total Waterway Crossings and Grade Separations** | | **20,450** | **31,700** | **22,049** | **23,900** | **19,032** | **26,511** | **33,859** | **157,051** |

| ***CAPITAL PROJECT SUMMARY*** *(in Thousands of $)* | PAGE NO. | ADOPTED BUDGET 2023 | PRELIMINARY BUDGET 2024 | FORECAST 2025 | 2026 | 2027 | 2028 | 2029 | 6-YEAR TOTAL 2024-2029 |
|---|---|---|---|---|---|---|---|---|---|
| ***New Transportation Facilities*** | | | | | | | | | |
| Chief Peguis Trail - Henderson Highway to Lagimodiere Boulevard | | | | | | | | | |
| - Cash to Capital | | | 600 | 600 | 1,475 | 1,475 | | | 4,150 |
| - Frontage Levy | | 600 | | | | | 1,475 | 1,475 | 2,950 |
| - Canada Community-Building Fund | | 6,829 | 6,876 | 6,925 | 6,100 | 6,151 | 6,203 | 6,275 | 38,530 |
| - Public Private Partnership Annual Service / Financing Payments | | (6,450) | (6,497) | (6,546) | (6,596) | (6,647) | (6,699) | (6,771) | (39,756) |
| - Debt Servicing - Repayment of Debt | | (979) | (979) | (979) | (979) | (979) | (979) | (979) | (5,874) |
| Total Chief Peguis Trail - Henderson Highway to Lagimodiere Boulevard | 91 | | | | | | | | |
| **Total New Transportation Facilities** | | | | | | | | | |
| ***Other Streets Projects*** | | | | | | | | | |
| Asset Management System - Various Divisions | | | | | | | | | |
| - Cash to Capital | | | | | | | 75 | 75 | 150 |
| - Canada Community-Building Fund | | | 25 | 25 | 25 | 25 | 25 | 25 | 150 |
| - External Debt | | 100 | 75 | 75 | 75 | 75 | | | 300 |
| - Transfer from Prior Year Authorization | | | 32 | | | | | | 32 |
| Total Asset Management System - Various Divisions | 93 | 100 | 132 | 100 | 100 | 100 | 100 | 100 | 632 |
| **Total Other Streets Projects** | | 100 | 132 | 100 | 100 | 100 | 100 | 100 | 632 |
| **TOTAL STREETS PROJECTS** | | 185,950 | 177,477 | 189,363 | 194,991 | 204,383 | 220,446 | 233,660 | 1,220,320 |
| ***Parks and Open Space*** | | | | | | | | | |
| Downtown Parks Improvement Program | | | | | | | | | |
| - Cash to Capital | | | | | | | 300 | 300 | 600 |
| - Canada Community-Building Fund | | | | | 450 | | 1,700 | 1,300 | 3,450 |
| - External Debt | | | | | 300 | | | | 300 |
| Total Downtown Parks Improvement Program | 94 | | | | 750 | | 2,000 | 1,600 | 4,350 |
| Interpretive and Wayfinding Signage Program | | | | | | | | | |
| - Cash to Capital | | | | | | | 25 | 25 | 50 |
| - Canada Community-Building Fund | | | | | 100 | 100 | 75 | 78 | 353 |
| Total Interpretive and Wayfinding Signage Program | 95 | | | | 100 | 100 | 100 | 103 | 403 |
| Waterway Access Improvement Program | | | | | | | | | |
| - Cash to Capital | | | | | | | 194 | 30 | 224 |
| - Canada Community-Building Fund | | | | | 140 | 200 | 106 | 279 | 725 |
| - External Debt | | | | | 160 | | | | 160 |
| Total Waterway Access Improvement Program | 96 | | | | 300 | 200 | 300 | 309 | 1,109 |
| Parkland Naturalization and Restoration Program | | | | | | | | | |
| - Cash to Capital | | | | | | | 200 | 206 | 406 |
| - External Debt | | | | | 200 | 200 | | | 400 |
| Total Parkland Naturalization and Restoration Program | 97 | | | | 200 | 200 | 200 | 206 | 806 |

| ***CAPITAL PROJECT SUMMARY*** *(in Thousands of $)* | PAGE NO. | ADOPTED BUDGET 2023 | PRELIMINARY BUDGET 2024 | FORECAST 2025 | 2026 | 2027 | 2028 | 2029 | 6-YEAR TOTAL 2024-2029 |
|---|---|---|---|---|---|---|---|---|---|
| Parks Buildings | | | | | | | | | |
| - Cash to Capital | | | | | | | | 400 | 400 |
| - Province of Manitoba Strategic Infrastructure Funding | | | | 375 | | | | | 375 |
| - Canada Community-Building Fund | | | | | | 540 | 1,515 | 1,361 | 3,416 |
| - External Debt | | | | | 245 | | | | 245 |
| Total Parks Buildings | 98 | | | 375 | 245 | 540 | 1,515 | 1,761 | 4,436 |
| Regional Parks | | | | | | | | | |
| - Cash to Capital | | | | | | | 300 | 300 | 600 |
| - Canada Community-Building Fund | | 1,288 | | | 1,730 | 2,990 | 2,650 | 2,790 | 10,160 |
| - External Debt | | 322 | | | 275 | | | | 275 |
| Total Regional Parks | 100 | 1,610 | | | 2,005 | 2,990 | 2,950 | 3,090 | 11,035 |
| Community and Neighbourhood Parks | | | | | | | | | |
| - Cash to Capital | | 300 | | | | | | | |
| - Transfer from Prior Year Authorization | | 111 | | | | | | | |
| Total Community and Neighbourhood Parks | | 411 | | | | | | | |
| Rainbow Stage | | | | | | | | | |
| - Province of Manitoba Strategic Infrastructure Funding | | | 300 | | | | | | 300 |
| - Canada Community-Building Fund | | 1,200 | 1,200 | | | | | | 1,200 |
| - External Debt | | 300 | | | | | | | |
| Total Rainbow Stage | 102 | 1,500 | 1,500 | | | | | | 1,500 |
| Parks and Recreation Enhancement Program | | | | | | | | | |
| - Cash to Capital | | | | | | | 300 | 300 | 600 |
| - Canada Community-Building Fund | | 865 | 131 | | 1,032 | 1,305 | 975 | 975 | 4,418 |
| - External Debt | | 2,135 | 169 | 300 | 232 | | | | 701 |
| Total Parks and Recreation Enhancement Program | 103 | 3,000 | 300 | 300 | 1,264 | 1,305 | 1,275 | 1,275 | 5,719 |
| Soil Remediation | | | | | | | | | |
| - Cash to Capital | | 139 | | | | | | | |
| - Province of Manitoba Strategic Infrastructure Funding | | | 200 | | | | | | 200 |
| - External Debt | | | 111 | | | | | | 111 |
| Total Soil Remediation | 105 | 139 | 311 | | | | | | 311 |
| Bridgwater Fountain | | | | | | | | | |
| - External Debt | 106 | | 200 | | | | | | 200 |
| Assiniboine Park Conservancy - Infrastructure and Sustainability | | | | | | | | | |
| - Cash to Capital | | | | | | | 146 | 140 | 286 |
| - Canada Community-Building Fund | | | 1,690 | 1,336 | 2,000 | 2,980 | 1,854 | 1,860 | 11,720 |
| - External Debt | | | 3,900 | 4,064 | 3,400 | 2,420 | 3,400 | 3,400 | 20,584 |
| - Transfer from Prior Year Authorization | | | 310 | | | | | | 310 |
| Total Assiniboine Park Conservancy - Infrastructure and Sustainability | 107 | | 5,900 | 5,400 | 5,400 | 5,400 | 5,400 | 5,400 | 32,900 |

Return to Table of Contents

| ***CAPITAL PROJECT SUMMARY*** *(in Thousands of $)* | PAGE NO. | ADOPTED BUDGET 2023 | PRELIMINARY BUDGET 2024 | FORECAST 2025 | 2026 | 2027 | 2028 | 2029 | 6-YEAR TOTAL 2024-2029 |
|---|---|---|---|---|---|---|---|---|---|
| Urban Forest Renewal Program | | | | | | | | | |
| - Cash to Capital | | 3,600 | | | | | 8,600 | 8,270 | 16,870 |
| - Canada Community-Building Fund | | | | | | 907 | 1,000 | 1,618 | 3,525 |
| - Natural Resources Canada | | 549 | 2,048 | 1,988 | 2,603 | | | | 6,639 |
| - Province of Manitoba Strategic Infrastructure Funding | | 5,819 | 4,834 | 7,613 | 5,475 | 8,295 | | | 26,217 |
| - External Debt | | 436 | | | 2,983 | | | | 2,983 |
| Total Urban Forest Renewal Program | 108 | 10,404 | 6,882 | 9,601 | 11,061 | 9,202 | 9,600 | 9,888 | 56,234 |
| Insect Control Branch Equipment Renewal | | | | | | | | | |
| - External Debt | 110 | | | | | 900 | | | 900 |
| **Total Parks and Open Space** | | 17,064 | 15,093 | 15,676 | 21,325 | 20,837 | 23,340 | 23,632 | 119,903 |
| **TOTAL PUBLIC WORKS** | | 203,014 | 192,570 | 205,039 | 216,316 | 225,220 | 243,786 | 257,292 | 1,340,223 |
| **COMMUNITY SERVICES** | | | | | | | | | |
| Library Facility Safety, Security and Accessibility Improvements Program | | | | | | | | | |
| - Cash to Capital | | 75 | | | | | 200 | 300 | 500 |
| - Province of Manitoba Strategic Infrastructure Funding | | | | | | 200 | | | 200 |
| - External Debt | | | | | 300 | | | | 300 |
| - Transfer from Prior Year Authorization | | 25 | 175 | | | | | | 175 |
| Total Library Facility Safety, Security and Accessibility Improvements Program | 111 | 100 | 175 | | 300 | 200 | 200 | 300 | 1,175 |
| Library Refurbishment & Interior Infrastructure Program | | | | | | | | | |
| - Cash to Capital | | | | | | | 500 | 150 | 650 |
| - External Debt | | | | | 545 | | | | 545 |
| Total Library Refurbishment & Interior Infrastructure Program | 113 | | | | 545 | | 500 | 150 | 1,195 |
| Library Technology Upgrade and Replacement Program | | | | | | | | | |
| - External Debt | | 325 | | | | | | | |
| Northwest Winnipeg New Library | | | | | | | | | |
| - Province of Manitoba Strategic Infrastructure Funding | | | 1,000 | | | | | | 1,000 |
| - Transfer from Prior Year Authorization | | | 3,713 | | | | | | 3,713 |
| Total Northwest Winnipeg New Library | 114 | | 4,713 | | | | | | 4,713 |
| Recreational Facility Safety, Security and Accessibility Improvements Program | | | | | | | | | |
| - Cash to Capital | | | 75 | | | | 210 | 956 | 1,241 |
| - Province of Manitoba Strategic Infrastructure Funding | | | | 200 | | 185 | | | 385 |
| - External Debt | | 150 | 97 | | 223 | | | | 320 |
| Total Recreational Facility Safety, Security and Accessibility Improvements Program | 115 | 150 | 172 | 200 | 223 | 185 | 210 | 956 | 1,946 |

| ***CAPITAL PROJECT SUMMARY*** *(in Thousands of $)* | PAGE NO. | ADOPTED BUDGET 2023 | PRELIMINARY BUDGET 2024 | FORECAST 2025 | 2026 | 2027 | 2028 | 2029 | 6-YEAR TOTAL 2024-2029 |
|---|---|---|---|---|---|---|---|---|---|
| Fitness Equipment Upgrade Program | | | | | | | | | |
| - Cash to Capital | | | | | | | 350 | 360 | 710 |
| - Province of Manitoba Strategic Infrastructure Funding | | | 255 | 320 | | 340 | | | 915 |
| - External Debt | | 178 | | | 330 | | | | 330 |
| - Transfer from Prior Year Authorization | | 132 | | | | | | | |
| Total Fitness Equipment Upgrade Program | 116 | 310 | 255 | 320 | 330 | 340 | 350 | 360 | 1,955 |
| Marj Edey Park Recreation Campus Study | | | | | | | | | |
| - External Debt | 117 | | 350 | | | | | | 350 |
| South Winnipeg Community Centre - Richmond Site - Gymnasium Expansion | | | | | | | | | |
| - Canada Community-Building Fund | | | 258 | | | | | | 258 |
| - External Debt | | | 92 | | | | | | 92 |
| Total South Winnipeg Community Centre - Richmond Site - Gymnasium Expansion | 118 | | 350 | | | | | | 350 |
| Bonavista Recreation and Leisure Centre | | | | | | | | | |
| - Canada Community-Building Fund | | | 197 | | | | | | 197 |
| - External Debt | | | 53 | 2,500 | 2,500 | | | | 5,053 |
| Total Bonavista Recreation and Leisure Centre | 119 | | 250 | 2,500 | 2,500 | | | | 5,250 |
| Decommissioning Aquatic Facilities | 120 | | 150 | 200 | | | | | 350 |
| Spray Pad Investment Program | | | | | | | | | |
| - Province of Manitoba Strategic Infrastructure Funding | | | | 500 | | 500 | | | 1,000 |
| - External Debt | | | | 3,500 | 4,000 | 3,500 | 4,000 | 4,000 | 19,000 |
| Total Spray Pad Investment Program | 121 | | | 4,000 | 4,000 | 4,000 | 4,000 | 4,000 | 20,000 |
| South Winnipeg Recreation Campus: Aquatic Facility | | | | | | | | | |
| - Canada Community-Building Fund | 123 | | | | 1,500 | | | | 1,500 |
| Tyndall Park Community Centre - Gymnasium Expansion | | | | | | | | | |
| - External Debt | 124 | | | | 2,500 | | | | 2,500 |
| Roblin Park Community Centre - Covered Rink | | | | | | | | | |
| - External Debt | 125 | | | | 500 | 1,000 | | | 1,500 |
| Recreation and Library Facility Investment Strategy | | | | | | | | | |
| - Province of Manitoba Strategic Infrastructure Funding | | 16,600 | | | | | | | |
| East of the Red Recreation Plex | | | | | | | | | |
| - External Debt | | | | | 5,000 | 10,000 | | | 15,000 |
| - Internal Financing | | 2,000 | | | | | | | |
| Total East of the Red Recreation Plex | 126 | 2,000 | | | 5,000 | 10,000 | | | 15,000 |
| Freight House Outdoor Pool Redevelopment | | | | | | | | | |
| - Canada Community-Building Fund | | | | | | 1,202 | | | 1,202 |
| - External Debt | | | | | | 421 | | | 421 |
| Total Freight House Outdoor Pool Redevelopment | 128 | | | | | 1,623 | | | 1,623 |

Return to Table of Contents

| *CAPITAL PROJECT SUMMARY* (in Thousands of $) | PAGE NO. | ADOPTED BUDGET 2023 | PRELIMINARY BUDGET 2024 | FORECAST 2025 | 2026 | 2027 | 2028 | 2029 | 6-YEAR TOTAL 2024-2029 |
|---|---|---|---|---|---|---|---|---|---|
| Community Centre Renovation Grant Program | | | | | | | | | |
| - Land Operating Reserve | | 965 | 965 | 965 | 965 | 965 | 965 | 965 | 5,790 |
| - External Debt | | 1,035 | 1,035 | 1,035 | 1,035 | 1,035 | 1,035 | 1,035 | 6,210 |
| Total Community Centre Renovation Grant Program | 129 | 2,000 | 2,000 | 2,000 | 2,000 | 2,000 | 2,000 | 2,000 | 12,000 |
| Community Incentive Grant Program | | | | | | | | | |
| - External Debt | 130 | | 1,061 | 1,093 | 1,126 | 1,160 | 1,195 | 1,230 | 6,865 |
| Assiniboine Park Conservancy - Infrastructure and Sustainability | | | | | | | | | |
| - Canada Community-Building Fund | | 178 | | | | | | | |
| - Province of Manitoba Strategic Infrastructure Funding | | 3,400 | | | | | | | |
| - External Debt | | 1,505 | | | | | | | |
| - Transfer from Prior Year Authorization | | 317 | | | | | | | |
| Total Assiniboine Park Conservancy - Infrastructure and Sustainability | | 5,400 | | | | | | | |
| **TOTAL COMMUNITY SERVICES** | | 26,885 | 9,476 | 10,313 | 20,524 | 20,508 | 8,455 | 8,996 | 78,272 |
| **WINNIPEG POLICE SERVICE** | | | | | | | | | |
| East District Police Station | | | | | | | | | |
| - Cash to Capital | | 1,089 | 1,155 | 1,155 | 1,155 | 1,155 | 1,188 | 1,254 | 7,062 |
| - Public Private Partnership Lease Payments | | (1,089) | (1,155) | (1,155) | (1,155) | (1,155) | (1,188) | (1,254) | (7,062) |
| Total East District Police Station | 131 | | | | | | | | |
| East District Police Station Leasehold Improvements | | | | | | | | | |
| - Public Private Partnership | 132 | | 825 | | | | | 825 | 1,650 |
| Communication Sites - P25 Gear | | | | | | | | | |
| - External Debt | | 100 | | | | | | | |
| Computer Aided Dispatch Upgrade | | | | | | | | | |
| - External Debt | 133 | 375 | | | 410 | | | | 410 |
| 911 Hardware Renewal | | | | | | | | | |
| - External Debt | 134 | | | | | 309 | | | 309 |
| Call Answer Software | | | | | | | | | |
| - External Debt | | 310 | | | | | | | |
| 911 Data Management and Analytics | | | | | | | | | |
| - External Debt | 135 | | | | | 1,138 | | | 1,138 |
| Communication Sites Upgrade - Media Logger | | | | | | | | | |
| - External Debt | 136 | | | | | 1,736 | | | 1,736 |
| Communication Sites Upgrade - Workstations | | | | | | | | | |
| - Cash to Capital | | | | | | | 1,263 | | 1,263 |
| - External Debt | | | | | | 548 | | | 548 |
| Total Communication Sites Upgrade - Workstations | 137 | | | | | 548 | 1,263 | | 1,811 |
| 911 Software Renewal | | | | | | | | | |
| - External Debt | 138 | | | | 2,151 | | | | 2,151 |
| Speed Radar Equipment | | | | | | | | | |
| - External Debt | 139 | | 168 | | | | | | 168 |
| Technological Crime Infrastructure | | | | | | | | | |
| - Cash to Capital | | | | | | | | 436 | 436 |
| - External Debt | | | 380 | | | | | | 380 |
| Total Technological Crime Infrastructure | 140 | | 380 | | | | | 436 | 816 |

| ***CAPITAL PROJECT SUMMARY*** *(in Thousands of $)* | PAGE NO. | ADOPTED BUDGET 2023 | PRELIMINARY BUDGET 2024 | FORECAST 2025 | 2026 | 2027 | 2028 | 2029 | 6-YEAR TOTAL 2024-2029 |
|---|---|---|---|---|---|---|---|---|---|
| Training Facility - Site Security | | | | | | | | | |
| - Cash to Capital | | | | | | | 200 | | 200 |
| - External Debt | | 450 | | | | | | | |
| Total Training Facility - Site Security | 141 | 450 | | | | | 200 | | 200 |
| E-Ticketing Hardware | | | | | | | | | |
| - Cash to Capital | | | | | | | | 431 | 431 |
| - External Debt | | | 375 | | | | | | 375 |
| Total E-Ticketing Hardware | 142 | | 375 | | | | | 431 | 806 |
| Bomb Unit - Robot | 143 | | | | | | 330 | | 330 |
| Technology Upgrades - Information Systems | | | | | | | | | |
| - Cash to Capital | | | | | | | | 1,638 | 1,638 |
| - External Debt | | | 1,242 | 112 | | | | | 1,354 |
| Total Technology Upgrades - Information Systems | 144 | | 1,242 | 112 | | | | 1,638 | 2,992 |
| Connected Officer Program | | | | | | | | | |
| - Cash to Capital | | | | | | | 437 | | 437 |
| - External Debt | | 175 | | | | 421 | | | 421 |
| Total Connected Officer Program | 145 | 175 | | | | 421 | 437 | | 858 |
| Building Security System Evergreening | | | | | | | | | |
| - Cash to Capital | | | | | | | 228 | 478 | 706 |
| - External Debt | | 424 | 490 | | | | | | 490 |
| Total Building Security System Evergreening | 146 | 424 | 490 | | | | 228 | 478 | 1,196 |
| In Car Computing | | | | | | | | | |
| - External Debt | 147 | | | 1,736 | 1,544 | | | | 3,280 |
| Automated Fingerprint Identification System | 148 | | | | | | 700 | | 700 |
| Police Headquarters Information System Upgrades | | | | | | | | | |
| - Internal Financing | 149 | | | | 2,435 | | | | 2,435 |
| River Patrol Building - Building Envelope Roof Repair | 150 | | | | | | 700 | | 700 |
| Technical Surveillance Systems | 151 | | | | | | 525 | | 525 |
| Bomb Unit - Building Envelope | 152 | | | | | | 1,000 | | 1,000 |
| Police Vehicle Operations - Facility | | | | | | | | | |
| - External Debt | | 1,200 | | | | | | | |
| - Internal Financing | | | | | 1,487 | | | | 1,487 |
| Total Police Vehicle Operations - Facility | 153 | 1,200 | | | 1,487 | | | | 1,487 |
| Business Continuity Renovations | 154 | | | | | | 1,654 | 1,200 | 2,854 |
| Vehicle Inspections - Weigh Scale | | | | | | | | | |
| - External Debt | 155 | | | 250 | | | | | 250 |

Return to Table of Contents

| *CAPITAL PROJECT SUMMARY* (in Thousands of $) | PAGE NO. | ADOPTED BUDGET 2023 | PRELIMINARY BUDGET 2024 | FORECAST 2025 | 2026 | 2027 | 2028 | 2029 | 6-YEAR TOTAL 2024-2029 |
|---|---|---|---|---|---|---|---|---|---|
| Digital Evidence Management System | | | | | | | | | |
| - External Debt | 156 | | 3,241 | | | | | 3,713 | 6,954 |
| **TOTAL WINNIPEG POLICE SERVICE** | | 3,034 | 6,721 | 2,098 | 8,027 | 4,152 | 7,037 | 8,721 | 36,756 |
| **FIRE PARAMEDIC SERVICE** | | | | | | | | | |
| Facility Optimization - Waverley West Station | | | | | | | | | |
| - Canada Community-Building Fund | | | | 7,990 | | | | | 7,990 |
| - Province of Manitoba Strategic Infrastructure Funding | | | | 2,520 | | | | | 2,520 |
| - External Debt | | 716 | | 1,705 | | | | | 1,705 |
| Total Facility Optimization - Waverley West Station | 157 | 716 | | 12,215 | | | | | 12,215 |
| Facility Optimization - St. Boniface Industrial Area and Windsor Park Station Consolidation | | | | | | | | | |
| - Land Operating Reserve | | | | 600 | | | | | 600 |
| - Interim Financing from Land Operating Reserve / (Repayment) | | | | (600) | | | | | (600) |
| Total Facility Optimization - St. Boniface Industrial Area and Windsor Park Station Consolidation | 159 | | | | | | | | |
| Facility Optimization - Silver Heights Fire Paramedic Station Consolidation | | | | | | | | | |
| - Canada Community-Building Fund | | | | | | | 2,286 | | 2,286 |
| - External Debt | | | | | | 557 | 11,601 | | 12,158 |
| Total Facility Optimization - Silver Heights Fire Paramedic Station Consolidation | 160 | | | | | 557 | 13,887 | | 14,444 |
| Facility Optimization - Osborne Fire Paramedic Station Consolidation Land Acquisition | | | | | | | | | |
| - External Debt | 162 | | | | | | | 8,500 | 8,500 |
| Disaster Financial Assistance Program | | | | | | | | | |
| - Transfer from Golf Special Operating Agency Accumulated Surplus | | 45 | | | | | | | |
| - Transfer from Sewage Disposal System Fund | | 28 | | | | | | | |
| - External Debt | | 774 | | | | | | | |
| - Transfer from Prior Year Authorization | | 123 | | | | | | | |
| Total Disaster Financial Assistance Program | | 970 | | | | | | | |
| Station Capital Maintenance | | | | | | | | | |
| - Cash to Capital | | | 500 | 500 | 500 | 500 | 500 | 500 | 3,000 |
| - External Debt | | 576 | 500 | 500 | 500 | 500 | 500 | 500 | 3,000 |
| Total Station Capital Maintenance | 163 | 576 | 1,000 | 1,000 | 1,000 | 1,000 | 1,000 | 1,000 | 6,000 |
| Equipment Obsolescence | | | | | | | | | |
| - External Debt | | 264 | 190 | 575 | 2,693 | 803 | 873 | 715 | 5,849 |
| - External Debt on behalf of Shared Health | | | | 215 | 1,680 | 1,507 | 559 | 1,097 | 5,058 |
| - Shared Health Capital Grant | | 586 | 637 | 673 | 600 | 600 | 600 | 600 | 3,710 |
| Total Equipment Obsolescence | 164 | 850 | 827 | 1,463 | 4,973 | 2,910 | 2,032 | 2,412 | 14,617 |

| ***CAPITAL PROJECT SUMMARY*** *(in Thousands of $)* | PAGE NO. | ADOPTED BUDGET 2023 | PRELIMINARY BUDGET 2024 | FORECAST 2025 | 2026 | 2027 | 2028 | 2029 | 6-YEAR TOTAL 2024-2029 |
|---|---|---|---|---|---|---|---|---|---|
| Emergency Vehicle Pre-emption | | | | | | | | | |
| - External Debt | 166 | | | | 1,408 | | | | 1,408 |
| Outdoor Live Fire Training Facility | | | | | | | | | |
| - External Debt | 167 | | | | | | 1,006 | | 1,006 |
| Waverley West Modular Station and Site Development (formerly Modular Mobile Station) | | | | | | | | | |
| - Canada Community-Building Fund | | | 1,333 | | | | | | 1,333 |
| - External Debt | | | 1,360 | | | | | | 1,360 |
| - Transfer from Prior Year Authorization | | | 1,192 | | | | | | 1,192 |
| Total Waverley West Modular Station and Site Development | 168 | | 3,885 | | | | | | 3,885 |
| Next Generation 911 | | | | | | | | | |
| - Province of Manitoba Strategic Infrastructure Funding | 170 | | | 5,000 | | | | | 5,000 |
| Next Generation 911 - Telephony System | | | | | | | | | |
| - Province of Manitoba Strategic Infrastructure Funding | 171 | | | 1,500 | | | | | 1,500 |
| **TOTAL FIRE PARAMEDIC SERVICE** | | 3,112 | 5,712 | 21,178 | 7,381 | 4,467 | 17,925 | 11,912 | 68,575 |
| **PLANNING, PROPERTY AND DEVELOPMENT** | | | | | | | | | |
| Computer Automation | | | | | | | | | |
| - Internal Financing | | 100 | | | | | | | |
| Cemeteries - Improvements | | | | | | | | | |
| - Cash to Capital | | | | | | | | 113 | 113 |
| - External Debt | | | | | 100 | 124 | | | 224 |
| Total Cemeteries - Improvements | 172 | | | | 100 | 124 | | 113 | 337 |
| Downtown Enhancement Program | | | | | | | | | |
| - Cash to Capital | | | | | | | 125 | 175 | 300 |
| - Province of Manitoba Strategic Infrastructure Funding | | | 237 | 151 | | | | | 388 |
| - External Debt | | 128 | | | 127 | | | | 127 |
| Total Downtown Enhancement Program | 173 | 128 | 237 | 151 | 127 | | 125 | 175 | 815 |
| Business Improvement Zones, Image Routes and Neighbourhood Main Streets | | | | | | | | | |
| - Destination Marketing Reserve | 175 | | 200 | 200 | 200 | 200 | 200 | 200 | 1,200 |
| Public Art Strategy | | | | | | | | | |
| - External Debt | | 125 | | | | | | | |
| Developer Payback | | | | | | | | | |
| - Cash to Capital | | | | | | | | 100 | 100 |
| - External Debt | | | 100 | | 100 | | | | 200 |
| Total Developer Payback | 176 | | 100 | | 100 | | | 100 | 300 |
| Cemetery Planning and Development | | | | | | | | | |
| - Province of Manitoba Strategic Infrastructure Funding | | | 449 | 291 | | 100 | | | 840 |
| - External Debt | | 200 | | | 684 | | 166 | | 850 |
| Total Cemetery Planning and Development | 177 | 200 | 449 | 291 | 684 | 100 | 166 | | 1,690 |

Return to Table of Contents

| ***CAPITAL PROJECT SUMMARY*** *(in Thousands of $)* | PAGE NO. | ADOPTED BUDGET 2023 | PRELIMINARY BUDGET 2024 | FORECAST 2025 | 2026 | 2027 | 2028 | 2029 | 6-YEAR TOTAL 2024-2029 |
|---|---|---|---|---|---|---|---|---|---|
| New Columbaria Investment - First charge against the 2024 Capital Budget of up to $200,000 (Council July 13, 2023) | | | | | | | | | |
| - Province of Manitoba Strategic Infrastructure Funding | | | 294 | 100 | | 124 | | | 518 |
| - External Debt | | | 200 | | 121 | | 326 | | 647 |
| Total New Columbaria Investment | 178 | | 494 | 100 | 121 | 124 | 326 | | 1,165 |
| Riverbank Stabilization - Physical Asset Protection | | | | | | | | | |
| - Province of Manitoba Strategic Infrastructure Funding | | | 3,000 | 3,000 | | 3,000 | | | 9,000 |
| - External Debt | | | | | 3,000 | | 3,000 | 3,000 | 9,000 |
| Total Riverbank Stabilization - Physical Asset Protection | 179 | | 3,000 | 3,000 | 3,000 | 3,000 | 3,000 | 3,000 | 18,000 |
| **TOTAL PLANNING, PROPERTY AND DEVELOPMENT** | | 553 | 4,480 | 3,742 | 4,332 | 3,548 | 3,817 | 3,588 | 23,507 |
| **MUNICIPAL ACCOMMODATIONS** | | | | | | | | | |
| Health/Life Safety/Emergency Systems Refurbishment/City-wide Accessibility | | | | | | | | | |
| - Cash to Capital | | | | | | | | 915 | 915 |
| - Land Operating Reserve | | | 1,700 | | | | | | 1,700 |
| - Canada Community-Building Fund | | 646 | 960 | 472 | 1,118 | 1,155 | 642 | 2,928 | 7,275 |
| - Province of Manitoba Strategic Infrastructure Funding | | 93 | | 471 | | 1,156 | | | 1,627 |
| - External Debt | | 687 | | | 1,118 | | | | 1,118 |
| - Transfer from Prior Year Authorization | | 1,997 | | | | | | | |
| Total Health/Life Safety/Emergency Systems Refurbishment/City-wide Accessibility | 181 | 3,423 | 2,660 | 943 | 2,236 | 2,311 | 642 | 3,843 | 12,635 |
| Valley Gardens Community Centre Outbuilding | | | | | | | | | |
| - External Debt | 183 | | | | 250 | | | | 250 |
| Wildwood Golf Course Clubhouse | | | | | | | | | |
| - External Debt | 184 | | 500 | 500 | | | | | 1,000 |
| Carlton Walkways | | | | | | | | | |
| - Transfer from Prior Year Authorization | | 2,322 | | | | | | | |
| Portage and Main Intersection Improvements | | | | | | | | | |
| - Transfer from Prior Year Authorization | | 707 | | | | | | | |
| Strategic Facilities Master Plan | | | | | | | | | |
| - Transfer from Prior Year Authorization | | 334 | | | | | | | |
| **TOTAL MUNICIPAL ACCOMMODATIONS** | | 6,786 | 3,160 | 1,443 | 2,486 | 2,311 | 642 | 3,843 | 13,885 |
| **CITY CLERKS** | | | | | | | | | |
| Corporate Records Centre | | | | | | | | | |
| - External Debt | 185 | | | | | 200 | | | 200 |
| Audio / Video Equipment Replacement | | | | | | | | | |
| - External Debt | 186 | 100 | | | | 150 | | | 150 |

| ***CAPITAL PROJECT SUMMARY*** *(in Thousands of $)* | PAGE NO. | ADOPTED BUDGET 2023 | PRELIMINARY BUDGET 2024 | FORECAST 2025 | 2026 | 2027 | 2028 | 2029 | 6-YEAR TOTAL 2024-2029 |
|---|---|---|---|---|---|---|---|---|---|
| Election Systems | | | | | | | | | |
| - Cash to Capital | | | | | | | | 100 | 100 |
| - External Debt | | | | 100 | 200 | | | | 300 |
| Total Election Systems | 187 | | | 100 | 200 | | | 100 | 400 |
| City of Winnipeg Archives - The Winnipeg 150 Legacy Project | | | | | | | | | |
| - Province of Manitoba Strategic Infrastructure Funding | | 543 | 11,647 | | | | | | 11,647 |
| - Winnipeg Foundation | | | 500 | | | | | | 500 |
| Total City of Winnipeg Archives - The Winnipeg 150 Legacy Project | 188 | 543 | 12,147 | | | | | | 12,147 |
| **TOTAL CITY CLERKS** | | 643 | 12,147 | 100 | 200 | 350 | | 100 | 12,897 |
| **COUNCIL** | | | | | | | | | |
| Communities Fund | | | | | | | | | |
| - Canada Community-Building Fund | 189 | | | | 1,050 | 3,000 | 1,200 | 1,696 | 6,946 |
| **TOTAL COUNCIL** | | | | | 1,050 | 3,000 | 1,200 | 1,696 | 6,946 |
| **INNOVATION AND TECHNOLOGY** | | | | | | | | | |
| Network Products Evergreen | | | | | | | | | |
| - Cash to Capital | | | | | | | 1,248 | 250 | 1,498 |
| - External Debt | | | 987 | 820 | 748 | 1,266 | 100 | 100 | 4,021 |
| - Transfer from Prior Year Authorization | | 136 | | 881 | | | | | 881 |
| Total Network Products Evergreen | 190 | 136 | 987 | 1,701 | 748 | 1,266 | 1,348 | 350 | 6,400 |
| Printing Graphics & Mail Services Asset Renewal | | | | | | | | | |
| - Cash to Capital | | | | | | | | 276 | 276 |
| - External Debt | | | | | 258 | | | | 258 |
| - Transfer from Prior Year Authorization | | 160 | | | | | | | |
| Total Printing Graphics & Mail Services Asset Renewal | 191 | 160 | | | 258 | | | 276 | 534 |
| Microsoft Development Network Software Renewal | | | | | | | | | |
| - External Debt | | | | 55 | | | | | 55 |
| - Transfer from Prior Year Authorization | | | | 253 | | | | | 253 |
| Total Microsoft Development Network Software Renewal | 192 | | | 308 | | | | | 308 |
| Intake Program | | | | | | | | | |
| - Province of Manitoba Strategic Infrastructure Funding | | 145 | | | | | | | |
| - External Debt | | 75 | | | | | | | |
| - Transfer from Prior Year Authorization | | 601 | | | | | | | |
| Total Intake Program | | 821 | | | | | | | |
| Decision Making Information System Replacement Program | | | | | | | | | |
| - Cash to Capital | | | | | | | | 1,100 | 1,100 |
| - External Debt | | | | 159 | | | | | 159 |
| - Transfer from Prior Year Authorization | | | | 174 | | | | | 174 |
| Total Decision Making Information System Replacement Program | 193 | | | 333 | | | | 1,100 | 1,433 |

| ***CAPITAL PROJECT SUMMARY*** *(in Thousands of $)* | PAGE NO. | ADOPTED BUDGET 2023 | PRELIMINARY BUDGET 2024 | FORECAST 2025 | 2026 | 2027 | 2028 | 2029 | 6-YEAR TOTAL 2024-2029 |
|---|---|---|---|---|---|---|---|---|---|
| Server-Storage Evergreen | | | | | | | | | |
| - Cash to Capital | | | | | | | 42 | 154 | 196 |
| - External Debt | | | 406 | 406 | 364 | 124 | | | 1,300 |
| - Transfer from Prior Year Authorization | | | 379 | 512 | 577 | 478 | 134 | | 2,080 |
| Total Server-Storage Evergreen | 194 | | 785 | 918 | 941 | 602 | 176 | 154 | 3,576 |
| Geographic Information System Aerial Imagery Renewal Program | | | | | | | | | |
| - Transfer from Prior Year Authorization | | 219 | | | | | | | |
| Desktop Office Suite | | | | | | | | | |
| - Cash to Capital | | | | | | | | 400 | 400 |
| - Transfer from Prior Year Authorization | | 371 | | | | | | | |
| Total Desktop Office Suite | 195 | 371 | | | | | | 400 | 400 |
| Citizen Portal | | | | | | | | | |
| - General Purpose Reserve | | 1,000 | | | | | | | |
| - Province of Manitoba Strategic Infrastructure Funding | | | 300 | 300 | | | | | 600 |
| - External Debt | | | | | 300 | | | | 300 |
| - Transfer from Prior Year Authorization | | 1,000 | | | | | | | |
| Total Citizen Portal | 196 | 2,000 | 300 | 300 | 300 | | | | 900 |
| Assessment Automation | | | | | | | | | |
| - Cash to Capital | | | | | | | 300 | 300 | 600 |
| - Province of Manitoba Strategic Infrastructure Funding | | | | 312 | | 245 | | | 557 |
| - External Debt | | | 250 | | 350 | | | | 600 |
| Total Assessment Automation | 197 | | 250 | 312 | 350 | 245 | 300 | 300 | 1,757 |
| 311 Renewal | | | | | | | | | |
| - Province of Manitoba Strategic Infrastructure Funding | | | 154 | 145 | | 223 | | | 522 |
| - External Debt | | | 161 | | 107 | | | | 268 |
| Total 311 Renewal | 198 | | 315 | 145 | 107 | 223 | | | 790 |
| Technology Advancement Program | | | | | | | | | |
| - Cash to Capital | | | | | | | 182 | | 182 |
| - External Debt | | | 310 | | 300 | 150 | | | 760 |
| Total Technology Advancement Program | 199 | | 310 | | 300 | 150 | 182 | | 942 |
| Library Technology Upgrade and Replacement Program | | | | | | | | | |
| - Province of Manitoba Strategic Infrastructure Funding | | | | 350 | | 375 | | | 725 |
| Total Library Technology Upgrade and Replacement Program | 200 | | | 350 | | 375 | | | 725 |
| Transit Information Technology Program | | | | | | | | | |
| - Cash to Capital | | | | | | | 700 | | 700 |
| - External Debt | | | 325 | 325 | 500 | 500 | | | 1,650 |
| Total Transit Information Technology Program | 201 | | 325 | 325 | 500 | 500 | 700 | | 2,350 |
| Computer Automation | | | | | | | | | |
| - Cash to Capital | | | | | | | 110 | | 110 |
| - External Debt | | | | | | 100 | | | 100 |
| Total Computer Automation | 202 | | | | | 100 | 110 | | 210 |
| Geographic Information System Renewal Program | | | | | | | | | |
| - External Debt | | | 117 | 227 | | | | | 344 |
| - Transfer from Prior Year Authorization | | | 258 | | | | | | 258 |
| Total Geographic Information System Renewal Program | 203 | | 375 | 227 | | | | | 602 |

| ***CAPITAL PROJECT SUMMARY*** *(in Thousands of $)* | PAGE NO. | ADOPTED BUDGET 2023 | PRELIMINARY BUDGET 2024 | FORECAST 2025 | 2026 | 2027 | 2028 | 2029 | 6-YEAR TOTAL 2024-2029 |
|---|---|---|---|---|---|---|---|---|---|
| Customer Care and Billing System (formerly Customer Billing and Work Management Systems Upgrades Program) | | | | | | | | | |
| - Transfer from Waterworks Fund Retained Earnings | 204 | | | **500** | **325** | **875** | **90** | **90** | **1,880** |
| Work and Asset Management System | | | | | | | | | |
| - Transfer from Waterworks Fund Retained Earnings | 205 | | | **500** | **325** | **875** | **90** | **90** | **1,880** |
| Application and Data Integration | | | | | | | | | |
| - Transfer from Waterworks Fund Retained Earnings | 206 | | **965** | **515** | **320** | | | | **1,800** |
| Digital Enablement | | | | | | | | | |
| - Transfer from Waterworks Fund Retained Earnings | 207 | | **1,200** | **1,000** | **1,500** | **2,000** | **1,500** | **950** | **8,150** |
| Geographic Information System Enhancements | | | | | | | | | |
| - Transfer from Waterworks Fund Retained Earnings | 208 | | **230** | | | | | | **230** |
| Software Vitality | | | | | | | | | |
| - Transfer from Waterworks Fund Retained Earnings | 209 | | | **485** | **100** | | **350** | **100** | **1,035** |
| Laboratory Information Management System | | | | | | | | | |
| - Transfer from Waterworks Fund Retained Earnings | 210 | | **700** | **500** | **800** | **350** | **350** | **1,000** | **3,700** |
| Customer Care and Billing System (formerly Customer Billing and Work Management Systems Upgrades Program) | | | | | | | | | |
| - Transfer from Sewage Disposal Fund Retained Earnings | 211 | | | **500** | **325** | **875** | **90** | **90** | **1,880** |
| Work and Asset Management System | | | | | | | | | |
| - Transfer from Sewage Disposal Fund Retained Earnings | 212 | | | **500** | **325** | **875** | **90** | **90** | **1,880** |
| Digital Customer Solutions | | | | | | | | | |
| - Transfer from Sewage Disposal Fund Retained Earnings | 213 | | **1,065** | **810** | **1,300** | **850** | **700** | **700** | **5,425** |
| Supervisory Control and Data Acquisition Security and Integration Improvements | | | | | | | | | |
| - Transfer from Sewage Disposal Fund Retained Earnings | 214 | | **1,200** | **1,300** | | | | | **2,500** |
| Document Management System | | | | | | | | | |
| - Transfer from Sewage Disposal Fund Retained Earnings | 215 | | **1,500** | **1,300** | **750** | **750** | **800** | **990** | **6,090** |
| Learning Management System | | | | | | | | | |
| - Transfer from Sewage Disposal Fund Retained Earnings | 216 | | | **565** | | | | | **565** |
| Commercial Accounts Tracking System | | | | | | | | | |
| - Transfer from Sewage Disposal Fund Retained Earnings | 217 | | **560** | **575** | **200** | **660** | **200** | **350** | **2,545** |
| Business Intelligence | | | | | | | | | |
| - Transfer from Sewage Disposal Fund Retained Earnings | 218 | | | **800** | **900** | **980** | **980** | **980** | **4,640** |
| Collections Management System | | | | | | | | | |
| - Waste Diversion Reserve | 219 | | **250** | | | | | **500** | **750** |
| Data Centre Sustainment | | | | | | | | | |
| - External Debt | 220 | **1,271** | **150** | **150** | **150** | **150** | | | **600** |

Return to Table of Contents

| ***CAPITAL PROJECT SUMMARY*** *(in Thousands of $)* | PAGE NO. | ADOPTED BUDGET 2023 | PRELIMINARY BUDGET 2024 | FORECAST 2025 | 2026 | 2027 | 2028 | 2029 | 6-YEAR TOTAL 2024-2029 |
|---|---|---|---|---|---|---|---|---|---|
| Work and Asset Management Program | | | | | | | | | |
| - External Debt | 221 | | **300** | **800** | **950** | **1,750** | **525** | **420** | **4,745** |
| Enterprise Resource Planning PeopleSoft Renewal Program | | | | | | | | | |
| - External Debt | 222 | | | | **1,185** | **2,454** | **1,386** | **1,250** | **6,275** |
| **TOTAL INNOVATION AND TECHNOLOGY** | | **4,978** | **11,767** | **15,719** | **12,959** | **16,905** | **9,967** | **10,180** | **77,497** |
| **CUSTOMER SERVICE AND COMMUNICATIONS** | | | | | | | | | |
| 311 Renewal | | | | | | | | | |
| - Cash to Capital | | **177** | | | | | | | |
| - External Debt | | **100** | | | | | | | |
| Total 311 Renewal | | **277** | | | | | | | |
| **TOTAL CUSTOMER SERVICE AND COMMUNICATIONS** | | **277** | | | | | | | |
| **ASSESSMENT AND TAXATION** | | | | | | | | | |
| Computer Aided Mass Appraisal System - Detailed Analysis and Implementation - First charge against the 2024 Capital Budget of up to $7.929 million (Council January 25, 2024) | | | | | | | | | |
| - Province of Manitoba Strategic Infrastructure Funding | | | **500** | | | | | | **500** |
| - External Debt | | **2,831** | **7,429** | | | | | | **7,429** |
| Total Computer Aided Mass Appraisal System - Detailed Analysis and Implementation | 223 | **2,831** | **7,929** | | | | | | **7,929** |
| Local Improvements - Ongoing Program | | | | | | | | | |
| - Cash to Capital | | | | | | | **100** | **100** | **200** |
| - External Debt | | **480** | **1,000** | **1,000** | **1,000** | **1,000** | **900** | **900** | **5,800** |
| Total Local Improvements - Ongoing Program | 225 | **480** | **1,000** | **1,000** | **1,000** | **1,000** | **1,000** | **1,000** | **6,000** |
| **TOTAL ASSESSMENT AND TAXATION** | | **3,311** | **8,929** | **1,000** | **1,000** | **1,000** | **1,000** | **1,000** | **13,929** |
| **TRANSIT** | | | | | | | | | |
| Transit Information Technology Program | | | | | | | | | |
| - External Debt | | **500** | | | | | | | |
| Transit Building Replacement and Renewal (formerly Transit Building Replacement / Refurbishment) | | | | | | | | | |
| - Cash to Capital | | | | | | | **1,000** | **1,000** | **2,000** |
| - Canada Community-Building Fund | | **2,472** | **1,235** | **411** | **3,355** | | | | **5,001** |
| - Retained Earnings | | **200** | | | | | | | |
| - External Debt | | | **301** | **277** | **985** | **600** | | | **2,163** |
| Total Transit Building Replacement and Renewal | 226 | **2,672** | **1,536** | **688** | **4,340** | **600** | **1,000** | **1,000** | **9,164** |

| ***CAPITAL PROJECT SUMMARY*** *(in Thousands of $)* | PAGE NO. | ADOPTED BUDGET 2023 | PRELIMINARY BUDGET 2024 | FORECAST 2025 | 2026 | 2027 | 2028 | 2029 | 6-YEAR TOTAL 2024-2029 |
|---|---|---|---|---|---|---|---|---|---|
| Transit Roof Replacement and Ventilation Upgrade | | | | | | | | | |
| - Canada Community-Building Fund | | **705** | **2,350** | **2,400** | | | | | **4,750** |
| - Province of Manitoba Strategic Infrastructure Funding | | **1,545** | | | | | | | |
| - Retained Earnings | | **100** | | | | | | | |
| - External Debt | | | **100** | **100** | | | | | **200** |
| Total Transit Roof Replacement and Ventilation Upgrade | 227 | **2,350** | **2,450** | **2,500** | | | | | **4,950** |
| Transition to Zero Emission Buses - First charge against the 2024 Capital Budget of up to $31.0 million (Council March 22, 2023) | | | | | | | | | |
| - Cash to Capital | | | | | | | **2,896** | **3,000** | **5,896** |
| - Transit Bus Replacement Reserve | | | | | | | **9,348** | **9,348** | **18,696** |
| - Canada Community-Building Fund | | | | | | **7,027** | **7,027** | **7,027** | **21,081** |
| - Investing in Canada Infrastructure Program (Federal Government) | | **8,672** | **15,352** | **16,532** | **40,046** | | | | **71,930** |
| - Investing in Canada Infrastructure Program (Provincial Government) | | **7,155** | **12,665** | **13,639** | **33,951** | | | | **60,255** |
| - External Debt | | **6,496** | **10,686** | **11,505** | **26,911** | **16,015** | **6,912** | **5,641** | **77,670** |
| Total Transition to Zero Emission Buses | 228 | **22,323** | **38,703** | **41,676** | **100,908** | **23,042** | **26,183** | **25,016** | **255,528** |
| Southwest Rapid Transitway (Stage 2) and Pembina Highway Underpass | | | | | | | | | |
| - Southwest Rapid Transitway (Stage 2) and Pembina Highway Underpass Payment Reserve | | **13,467** | **13,865** | **13,994** | **14,362** | **14,029** | **14,408** | **14,365** | **85,023** |
| - P3 Annual Service / Financing Payments (City) | | **(12,882)** | **(13,194)** | **(13,323)** | **(13,691)** | **(13,358)** | **(13,737)** | **(13,693)** | **(80,996)** |
| - External Debt Annual Service Payments (City) | | **(585)** | **(671)** | **(671)** | **(671)** | **(671)** | **(671)** | **(672)** | **(4,027)** |
| Total Southwest Rapid Transitway (Stage 2) and Pembina Highway Underpass | 230 | | | | | | | | |
| Accessibility Program | | | | | | | | | |
| - Canada Community-Building Fund | | **250** | | | | | | | |
| Heavy Equipment Replacement Program | | | | | | | | | |
| - Cash to Capital | | | | | | | **400** | **676** | **1,076** |
| - Canada Community-Building Fund | | **400** | **375** | **175** | | | | | **550** |
| - External Debt | | | **75** | **25** | **200** | **200** | | | **500** |
| Total Heavy Equipment Replacement Program | 232 | **400** | **450** | **200** | **200** | **200** | **400** | **676** | **2,126** |
| Hoist Replacement at Fort Rouge Garage - First charge against the 2024 Capital Budget of up to $2.992 million (Council March 22, 2023) | | | | | | | | | |
| - Canada Community-Building Fund | | | **2,867** | **3,841** | **3,472** | | | | **10,180** |
| - External Debt | | | **125** | **150** | **125** | | | | **400** |
| Total Hoist Replacement at Fort Rouge Garage | 233 | | **2,992** | **3,991** | **3,597** | | | | **10,580** |
| Heated Bus Shelter Program | | | | | | | | | |
| - Canada Community-Building Fund | | **1,500** | | | | | | | |
| Land Acquisition | | | | | | | | | |
| - Transfer from Prior Year Authorization | 234 | | **420** | | | | | | **420** |
| Administration and Control Centre Radio Replacement | | | | | | | | | |
| - Transfer from Prior Year Authorization | 235 | | **458** | | | | | | **458** |

| ***CAPITAL PROJECT SUMMARY*** *(in Thousands of $)* | PAGE NO. | ADOPTED BUDGET 2023 | PRELIMINARY BUDGET 2024 | FORECAST 2025 | 2026 | 2027 | 2028 | 2029 | 6-YEAR TOTAL 2024-2029 |
|---|---|---|---|---|---|---|---|---|---|
| Winnipeg Transit Master Plan Design and Implementation (formerly Winnipeg Transit Master Plan Implementation, Planning & Design) | | | | | | | | | |
| - Cash to Capital | | | | | | | 400 | 250 | 650 |
| - Canada Community-Building Fund | | 1,700 | 200 | 200 | 200 | | | | 600 |
| - External Debt | | | | 50 | 50 | 250 | | | 350 |
| - Transfer from Prior Year Authorization | | 500 | 533 | | | | | | 533 |
| Total Winnipeg Transit Master Plan Design and Implementation | 236 | 2,200 | 733 | 250 | 250 | 250 | 400 | 250 | 2,133 |
| Radios and Intelligent Transportation Systems Replacement - First charge against the 2024 Capital Budget of up to $1.013 million (Council March 22, 2023) | | | | | | | | | |
| - Investing in Canada Infrastructure Program (Federal Government) | | | 5,390 | | | | | | 5,390 |
| - Investing in Canada Infrastructure Program (Provincial Government) | | | 4,493 | | | | | | 4,493 |
| - External Debt | | | 7,130 | 266 | | | | | 7,396 |
| Total Radios and Intelligent Transportation Systems Replacement | 237 | | 17,013 | 266 | | | | | 17,279 |
| North Garage Replacement | | | | | | | | | |
| - Investing in Canada Infrastructure Program (Federal Government) | | 34,561 | 24,857 | 806 | | | | | 25,663 |
| - Investing in Canada Infrastructure Program (Provincial Government) | | 28,798 | 20,711 | 672 | | | | | 21,383 |
| - Retained Earnings | | 1,500 | | | | | | | |
| - External Debt | | 23,525 | 19,751 | 705 | | | | | 20,456 |
| Total North Garage Replacement | 239 | 88,384 | 65,319 | 2,183 | | | | | 67,502 |
| Primary Transit Network Infrastructure | | | | | | | | | |
| - Investing in Canada Infrastructure Program (Federal Government) | | | | 2,478 | 4,788 | | | | 7,266 |
| - Investing in Canada Infrastructure Program (Provincial Government) | | | | 2,114 | 3,990 | | | | 6,104 |
| - External Debt | | | | 2,272 | 4,758 | | | | 7,030 |
| Total Primary Transit Network Infrastructure | 241 | | | 6,864 | 13,536 | | | | 20,400 |
| Rapid Transit (Downtown Corridors) Preliminary Design | | | | | | | | | |
| - Investing in Canada Infrastructure Program (Federal Government) | | | | 452 | 2,208 | | | | 2,660 |
| - Investing in Canada Infrastructure Program (Provincial Government) | | | | 376 | 1,840 | | | | 2,216 |
| - External Debt | | | | 365 | 1,759 | | | | 2,124 |
| Total Rapid Transit (Downtown Corridors) Preliminary Design | 243 | | | 1,193 | 5,807 | | | | 7,000 |
| Wheelchair Securements Retro-fit | | | | | | | | | |
| - Investing in Canada Infrastructure Program (Federal Government) | | | | 3,224 | 1,382 | | | | 4,606 |
| - Investing in Canada Infrastructure Program (Provincial Government) | | | | 2,687 | 1,151 | | | | 3,838 |
| - External Debt | | | | 3,714 | 1,592 | | | | 5,306 |
| Total Wheelchair Securements Retro-fit | 244 | | | 9,625 | 4,125 | | | | 13,750 |
| Transit Plus In House Service | | | | | | | | | |
| - Canada Community-Building Fund | | 6,442 | | | | | | | |
| - External Debt | | 2,808 | | | | | | | |
| Total Transit Plus In House Service | | 9,250 | | | | | | | |

| ***CAPITAL PROJECT SUMMARY*** *(in Thousands of $)* | PAGE NO. | ADOPTED BUDGET 2023 | PRELIMINARY BUDGET 2024 | FORECAST 2025 | 2026 | 2027 | 2028 | 2029 | 6-YEAR TOTAL 2024-2029 |
|---|---|---|---|---|---|---|---|---|---|
| Automatic Fare Collection System | | | | | | | | | |
| - External Debt | | | 58 | | | | | | 58 |
| - Transfer from Prior Year Authorization | | | 6,442 | | | | | | 6,442 |
| Total Automatic Fare Collection System Program | 246 | | 6,500 | | | | | | 6,500 |
| Safety Shield Extensions | | | | | | | | | |
| - Province of Manitoba Strategic Infrastructure Funding | | | 2,184 | | | | | | 2,184 |
| - External Debt | | | 542 | | | | | | 542 |
| Total Safety Shield Extensions | 247 | | 2,726 | | | | | | 2,726 |
| **TOTAL TRANSIT** | | 129,829 | 139,300 | 69,436 | 132,763 | 24,092 | 27,983 | 26,942 | 420,516 |
| **WATERWORKS SYSTEM** | | | | | | | | | |
| ***Waterworks System - Supply and Treatment*** | | | | | | | | | |
| **Financed by Waterworks Retained Earnings:** | | | | | | | | | |
| Shoal Lake Aqueduct Condition Assessment and Rehabilitation | | | | | | | | | |
| - Retained Earnings | | 500 | 1,000 | 5,850 | 7,100 | 650 | 500 | 2,400 | 17,500 |
| - Transfer from Prior Year Authorization | | 1,000 | | | | | | | |
| Total Shoal Lake Aqueduct Condition Assessment and Rehabilitation | 248 | 1,500 | 1,000 | 5,850 | 7,100 | 650 | 500 | 2,400 | 17,500 |
| Shoal Lake Aqueduct Intake Facility Rehabilitation | 249 | | | 850 | | 4,050 | | 970 | 5,870 |
| Branch Aqueduct Condition Assessment and Rehabilitation | 250 | 5,700 | | 2,800 | 4,700 | 1,500 | | | 9,000 |
| Tache Booster Pumping Station | | 1,100 | | | | | | | |
| Chlorination Upgrading at Pumping Stations | | 4,800 | | | | | | | |
| Regulatory Assessment of Water System Infrastructure and Supply Sources | 251 | | | | 250 | | | | 250 |
| Deacon Reservoir Cell Rehabilitation | 252 | | | | 100 | | | | 100 |
| Discharge Meter Upgrades at the In-town Pumping Stations | 253 | 550 | 2,150 | | | | | | 2,150 |
| Water Treatment Plant Programmable Logic Controllers Upgrade | 254 | 2,000 | 3,880 | | | | | | 3,880 |
| Water Treatment Plant Asset Refurbishment and Replacement Program - First charge against the 2024 Capital Budget of up to $2.0 million (Council December 14, 2023) | 255 | 2,200 | 2,000 | 14,500 | | | 1,400 | 13,900 | 31,800 |
| Greater Winnipeg Water District Railway Capital Upgrades | 256 | | 150 | 850 | | 300 | 2,000 | | 3,300 |
| Water Supply, Treatment, and Distribution Electrical Upgrades | 257 | | 1,520 | | | 3,300 | | | 4,820 |
| Ultraviolet Light Disinfection Upgrade/Rehabilitation | | 400 | | | | | | | |
| HVAC Upgrades at Pumping Stations | 258 | 450 | | | | | 1,850 | | 1,850 |
| Pumping Stations Reliability Upgrades | 259 | | 615 | | | | | 2,000 | 2,615 |
| Water Treatment Plant Force Main Reliability | 260 | | | | | | | 2,300 | 2,300 |
| **Total Waterworks System - Supply and Treatment** | | 18,700 | 11,315 | 24,850 | 12,150 | 9,800 | 5,750 | 21,570 | 85,435 |
| ***Waterworks System - Distribution*** | | | | | | | | | |
| **Financed by Waterworks Retained Earnings:** | | | | | | | | | |
| CentrePort South Water and Sewer Servicing | | | | | | | | | |
| - Retained Earnings | | | 3,200 | | | | | | 3,200 |
| - Federal/Provincial Government Funding | | 10,000 | | | | | | | |
| Total CentrePort South Water and Sewer Servicing | 261 | 10,000 | 3,200 | | | | | | 3,200 |

Return to Table of Contents

| ***CAPITAL PROJECT SUMMARY*** *(in Thousands of $)* | PAGE NO. | ADOPTED BUDGET 2023 | PRELIMINARY BUDGET 2024 | FORECAST 2025 | 2026 | 2027 | 2028 | 2029 | 6-YEAR TOTAL 2024-2029 |
|---|---|---|---|---|---|---|---|---|---|
| Feeder Main Condition Assessment and Rehabilitation - First charge against the 2024 Capital Budget of up to $2.0 million (Council December 14, 2023) | 262 | **300** | **3,900** | **3,600** | **450** | | **250** | **200** | **8,400** |
| Water Meter Renewals | | | | | | | | | |
| - Water Meter Renewal Reserve | 263 | | **2,000** | **10,000** | **20,000** | **44,000** | **45,000** | **14,000** | **135,000** |
| Water Main Renewals - First charge against the 2024 Capital Budget of up to $2.0 million (Council December 14, 2023) | | | | | | | | | |
| - Water Main Renewal Reserve | 264 | **18,000** | **20,500** | **21,000** | **21,750** | **22,750** | **24,500** | **24,750** | **135,250** |
| Customer Billing and Work Management Systems Upgrades Program | | | | | | | | | |
| - Retained Earnings | | **550** | | | | | | | |
| - Transfer from Prior Year Authorization | | **1,500** | | | | | | | |
| Total Customer Billing and Work Management Systems Upgrades Program | | **2,050** | | | | | | | |
| Application and Data Integration | | | | | | | | | |
| - Transfer from Prior Year Authorization | | **250** | | | | | | | |
| Digital Enablement | | | | | | | | | |
| - Transfer from Prior Year Authorization | | **1,200** | | | | | | | |
| **Total Waterworks System - Distribution** | | **31,800** | **29,600** | **34,600** | **42,200** | **66,750** | **69,750** | **38,950** | **281,850** |
| **TOTAL WATERWORKS SYSTEM (Utility Supported)** | | **50,500** | **40,915** | **59,450** | **54,350** | **76,550** | **75,500** | **60,520** | **367,285** |
| **SEWAGE DISPOSAL SYSTEM** | | | | | | | | | |
| ***Sewage Disposal System - Treatment*** | | | | | | | | | |
| **Financed by Sewage Disposal System Retained Earnings:** | | | | | | | | | |
| Sludge Drying Beds Decommissioning - First charge against the 2024 Capital Budget of up to $375,000 (Council December 14, 2023) | 265 | | **375** | | | | | | **375** |
| Process Control System Master Plan and Upgrade | | | | | | | | | |
| - Retained Earnings | | | | **3,250** | **11,000** | | | | **14,250** |
| - Transfer from Prior Year Authorization | | **750** | | | | | | | |
| Total Process Control System Master Plan and Upgrade | 266 | **750** | | **3,250** | **11,000** | | | | **14,250** |
| Asset Refurbishment and Replacement Program | 267 | **7,000** | **8,500** | **7,500** | **6,500** | **6,500** | **6,500** | **6,500** | **42,000** |
| NEWPCC Upgrade: Nutrient Removal Facilities | | | | | | | | | |
| - Environmental Projects Reserve | | **15,000** | | | | | | | |
| NEWPCC Upgrade: Power Supply and Headworks Facilities | | | | | | | | | |
| - Retained Earnings | | | **19,475** | | | | | | **19,475** |
| - External Debt | | | **25,000** | | | | | | **25,000** |
| Total NEWPCC Upgrade: Power Supply and Headworks Facilities | 268 | | **44,475** | | | | | | **44,475** |
| **Total Sewage Disposal System - Treatment** | | **22,750** | **53,350** | **10,750** | **17,500** | **6,500** | **6,500** | **6,500** | **101,100** |

| ***CAPITAL PROJECT SUMMARY*** *(in Thousands of $)* | PAGE NO. | ADOPTED BUDGET 2023 | PRELIMINARY BUDGET 2024 | FORECAST 2025 | 2026 | 2027 | 2028 | 2029 | 6-YEAR TOTAL 2024-2029 |
|---|---|---|---|---|---|---|---|---|---|
| ***Sewage Disposal System - Collection*** | | | | | | | | | |
| **Financed by Sewage Disposal System Retained Earnings:** | | | | | | | | | |
| Arc Flash Hazard Analysis and Remediation | | | | | | | | | |
| - Retained Earnings | | **800** | | **400** | | | | | **400** |
| - Transfer from Prior Year Authorization | | | **1,000** | | | | | | **1,000** |
| Total Arc Flash Hazard Analysis and Remediation | 269 | **800** | **1,000** | **400** | | | | | **1,400** |
| Lift Stations Upgrading | 270 | **6,250** | **6,000** | **7,000** | **6,000** | **6,000** | **7,000** | **7,000** | **39,000** |
| River Crossings Monitoring and Rehabilitation | | **730** | | | | | | | |
| Combined Sewer Overflow and Basement Flood Management Strategy | | | | | | | | | |
| - Environmental Projects Reserve | 271 | **28,000** | **47,000** | **41,500** | **46,500** | **47,000** | **30,000** | **30,000** | **242,000** |
| Southwest Interceptor | 272 | **1,000** | | | **22,000** | **32,500** | **30,000** | | **84,500** |
| Environmental Standards Laboratory Facility Plan | 274 | | **625** | | | | | | **625** |
| Supervisory Control and Data Acquisition Upgrades for Collection System | 275 | | | | **500** | **500** | **350** | **225** | **1,575** |
| D'Arcy Lift Station Load Shedding Upgrade | | **575** | | | | | | | |
| Vacuum Truck Decanting Facility | 276 | **200** | **400** | | | | **900** | **4,650** | **5,950** |
| CentrePort South Water and Sewer Servicing | | | | | | | | | |
| - Retained Earnings | | | **9,500** | | | | | | **9,500** |
| - Federal/Provincial Government Funding | | **30,000** | | | | | | | |
| Total CentrePort South Water and Sewer Servicing | 277 | **30,000** | **9,500** | | | | | | **9,500** |
| Sewer Renewals - First charge against the 2024 Capital Budget of up to $2.5 million (Council December 14, 2023) | | | | | | | | | |
| - Sewer System Rehabilitation Reserve | 278 | **18,500** | **21,000** | **23,250** | **23,750** | **24,500** | **25,500** | **26,250** | **144,250** |
| Wastewater Services Facility Plan | | | | | | | | | |
| - Retained Earnings | | | **300** | | | | | | **300** |
| - Transfer from Prior Year Authorization | | | **350** | | | | | | **350** |
| Total Wastewater Services Facility Plan | 279 | | **650** | | | | | | **650** |
| Northwest Interceptor Regional Assessment Study | 280 | | | **325** | | | | | **325** |
| Water and Waste Department Business Intelligence | | | | | | | | | |
| - Retained Earnings | | **300** | | | | | | | |
| - Transfer from Prior Year Authorization | | **1,500** | | | | | | | |
| Total Water and Waste Department Business Intelligence | | **1,800** | | | | | | | |
| Customer Billing and Work Management Systems Upgrades Program | | | | | | | | | |
| - Retained Earnings | | **550** | | | | | | | |
| - Transfer from Prior Year Authorization | | **1,500** | | | | | | | |
| Total Customer Billing and Work Management Systems Upgrades Program | | **2,050** | | | | | | | |

Return to Table of Contents

| ***CAPITAL PROJECT SUMMARY*** *(in Thousands of $)* | PAGE NO. | ADOPTED BUDGET 2023 | PRELIMINARY BUDGET 2024 | FORECAST 2025 | 2026 | 2027 | 2028 | 2029 | 6-YEAR TOTAL 2024-2029 |
|---|---|---|---|---|---|---|---|---|---|
| Digital Customer Solutions | | | | | | | | | |
| - Transfer from Prior Year Authorization | | 500 | | | | | | | |
| Supervisory Control and Data Acquisition Security and Integration Improvements | | 600 | | | | | | | |
| **Total Sewage Disposal System - Collection** | | 91,005 | 86,175 | 72,475 | 98,750 | 110,500 | 93,750 | 68,125 | 529,775 |
| **TOTAL SEWAGE DISPOSAL SYSTEM (Utility Supported)** | | 113,755 | 139,525 | 83,225 | 116,250 | 117,000 | 100,250 | 74,625 | 630,875 |
| **SOLID WASTE DISPOSAL** | | | | | | | | | |
| ***Solid Waste Disposal - Landfill*** | | | | | | | | | |
| **Financed by Retained Earnings:** | | | | | | | | | |
| Brady Road Resource Management Facility - Cell Construction | | | | | | | | | |
| - Retained Earnings | | 1,800 | 1,000 | | | | | | 1,000 |
| - Province of Manitoba Strategic Infrastructure Funding | | | | | | 5,800 | | | 5,800 |
| - External Debt | | | | 16,800 | 4,300 | | 4,900 | 5,900 | 31,900 |
| Total Brady Road Resource Management Facility - Cell Construction | 281 | 1,800 | 1,000 | 16,800 | 4,300 | 5,800 | 4,900 | 5,900 | 38,700 |
| Closed Landfill Site Improvement | | | | | | | | | |
| - Landfill Rehabilitation Reserve | | 100 | | | | | | | |
| Soil Fabrication for Landfill Cover | | | | | | | | | |
| - Landfill Rehabilitation Reserve | 282 | 1,300 | 1,775 | 1,400 | 750 | 110 | | | 4,035 |
| Brady Road Resource Management Facility - Landfill Gas Capture Expansion | 283 | | | | 150 | 3,100 | | | 3,250 |
| **Total Solid Waste Disposal - Landfill** | | 3,200 | 2,775 | 18,200 | 5,200 | 9,010 | 4,900 | 5,900 | 45,985 |
| ***Solid Waste Disposal - Collection*** | | | | | | | | | |
| **Financed by Solid Waste Disposal Waste Diversion Reserve:** | | | | | | | | | |
| Green Cart Program: Organics Collection and Processing Service Development | 284 | | 500 | | | | | | 500 |
| Comprehensive Integrated Waste Management Strategy - Review | 285 | 390 | | | | | 450 | | 450 |
| Winnipeg Climate Action Plan and Policy Updates | | | | | | | | | |
| - Climate Action Reserve | | 330 | | | | | | | |
| Data Collection Enhancement for Winnipeg Climate Action Plan | | | | | | | | | |
| - Climate Action Reserve | | 330 | | | | | | | |
| Collections Management System | | | | | | | | | |
| - Waste Diversion Reserve | | 200 | | | | | | | |
| - Transfer from Prior Year Authorization | | 200 | | | | | | | |
| Total Collections Management System | | 400 | | | | | | | |
| **Total Solid Waste Disposal - Collection** | | 1,450 | 500 | | | | 450 | | 950 |
| **TOTAL SOLID WASTE DISPOSAL SYSTEM (Utility Supported)** | | 4,650 | 3,275 | 18,200 | 5,200 | 9,010 | 5,350 | 5,900 | 46,935 |

| ***CAPITAL PROJECT SUMMARY*** *(in Thousands of $)* | PAGE NO. | ADOPTED BUDGET 2023 | PRELIMINARY BUDGET 2024 | FORECAST 2025 | 2026 | 2027 | 2028 | 2029 | 6-YEAR TOTAL 2024-2029 |
|---|---|---|---|---|---|---|---|---|---|
| **LAND DRAINAGE UTILITY** | | | | | | | | | |
| ***Land Drainage and Flood Control*** | | | | | | | | | |
| **Financed by Transfer from Sewage Disposal System Fund:** | | | | | | | | | |
| Flood Pumping Station Rehabilitation | 286 | **1,500** | **1,500** | **1,500** | **1,500** | **1,500** | **1,500** | **1,500** | **9,000** |
| Land Drainage Sewers - Regional / Local Streets | 287 | | **100** | **100** | **100** | **100** | **100** | **100** | **600** |
| Stormwater Retention Basin Upgrades | | | | | | | | | |
| - Transfer from Sewage Disposal System Fund | | **315** | **485** | | | **600** | | | **1,085** |
| - Transfer from Prior Year Authorization | | **100** | | | | | | | |
| Total Stormwater Retention Basin Upgrades | 288 | **415** | **485** | | | **600** | | | **1,085** |
| Outfall Rehabilitation - First charge against the 2024 Capital Budget of up to $1.0 million (Council December 14, 2023) | 289 | **1,000** | **1,000** | **2,000** | **3,200** | **2,000** | **2,000** | **3,000** | **13,200** |
| Land Drainage and Combined Sewers Outfall Gate Structures | 290 | | **2,150** | **3,210** | **2,920** | | | | **8,280** |
| Development Agreement Paybacks | | | | | | | | | |
| - Developer Capacity Charges | 291 | **400** | **300** | **1,500** | **500** | **750** | | | **3,050** |
| Primary Line of Defense Condition Assessment | 292 | | **750** | | | | | | **750** |
| Dugald Drain Capacity Study | 293 | | **450** | | | | | | **450** |
| **TOTAL LAND DRAINAGE UTILITY (Utility Supported)** | | **3,315** | **6,735** | **8,310** | **8,220** | **4,950** | **3,600** | **4,600** | **36,415** |
| ***SPECIAL OPERATING AGENCIES*** | | | | | | | | | |
| **WINNIPEG FLEET MANAGEMENT AGENCY** | | | | | | | | | |
| **Financed by Accumulated Surplus (Retained Earnings):** | | | | | | | | | |
| Shop Tools & Equipment Upgrades | 294 | **100** | **600** | **270** | **230** | **230** | **230** | **230** | **1,790** |
| Power Tools | 295 | | **125** | | **125** | **125** | **125** | **125** | **625** |
| Building Renovations | 296 | **782** | **346** | **507** | **222** | **222** | **222** | **222** | **1,741** |
| Fleet Asset Acquisitions | | | | | | | | | |
| - External Debt | 297 | **15,670** | **17,968** | **16,020** | **16,020** | **16,020** | **15,670** | **15,670** | **97,368** |
| Fuel Site Upgrades and Improvements | 298 | | | | **200** | **200** | **200** | **200** | **800** |
| Light Fleet Propane Conversion Trial | 299 | | **135** | | | | | | **135** |
| **TOTAL WINNIPEG FLEET MANAGEMENT AGENCY** | | **16,552** | **19,174** | **16,797** | **16,797** | **16,797** | **16,447** | **16,447** | **102,459** |
| **WINNIPEG PARKING AUTHORITY** | | | | | | | | | |
| **Financed by Accumulated Surplus (Retained Earnings):** | | | | | | | | | |
| Automated License Plate Recognition Renewal Program | 300 | **178** | **245** | **246** | **313** | **251** | **278** | **280** | **1,613** |
| Millennium Library Parkade High Priority Repairs | | | | | | | | | |
| - Province of Manitoba Strategic Infrastructure Funding | | | | **7,686** | | **2,817** | | | **10,503** |
| - External Debt | | | **675** | | **3,284** | | | | **3,959** |
| Total Millennium Library Parkade High Priority Repairs | 301 | | **675** | **7,686** | **3,284** | **2,817** | | | **14,462** |
| Winnipeg Parking Authority Office Relocation | 302 | | **2,000** | | | | | | **2,000** |
| **TOTAL WINNIPEG PARKING AUTHORITY** | | **178** | **2,920** | **7,932** | **3,597** | **3,068** | **278** | **280** | **18,075** |

This page intentionally left blank.

Return to Table of Contents

# Capital Project Detail

## 2024 Preliminary Capital Budget and 2025 to 2029 Five-Year Forecast

**Notes:**

1. Capital Budget amounts are estimates only and are subject to materials management policy (e.g. tenders, bids, and contract awards including Public Private Partnership Proposals).

2. The Public Service uses a cost estimate classification determined using AACE International Recommended Practices for capital budget estimates – see Appendix 3.

3. Included in the capital project authorizations are corporate and departmental overhead amounts (FTE related costs, administrative costs, etc.). Consistent with asset management principles, specific recoveries are included in the capital project business case/basis of estimate. Actual expenses may vary from budget depending on in-year circumstances.

4. Included in the capital budget authorizations, for Public Works only, are amounts for Strategic Municipal Infrastructure Research (SMIR), not to exceed 0.5% of tax-supported infrastructure preservation capital budgets, as approved by Council on April 30, 2003. Infrastructure is defined as permanent physical systems of a community, including roadways, utilities, water, sewage, buildings and parks. SMIR funding is essential to undertake research that will optimize life cycle costs and innovate to provide the best value for construction and preservation of Public Works infrastructure.

5. Capital projects could be aligned to multiple *OurWinnipeg* goals; however, the most relevant goal is noted on individual projects – see Appendix 9. *OurWinnipeg* is the guiding development plan for the City.

6. Capital projects are also aligned to the Strategic Priorities Action Plan (SPAP) – see Appendix 9. SPAP outlines Council's key priorities and actions.

# Table of Contents

**Capital Projects Listing by Department**


Public Works ..... 43
Community Services ..... 111
Winnipeg Police Service ..... 131
Fire Paramedic Service ..... 157
Planning, Property and Development ..... 172
Assets and Project Management (Municipal Accommodations) ..... 181
City Clerks ..... 185
Council ..... 189
Innovation & Technology ..... 190
Assessment and Taxation ..... 223
Transit ..... 226
Water and Waste ..... 248
Winnipeg Fleet Management Agency ..... 294
Winnipeg Parking Authority ..... 300

Return to Table of Contents

Project Name: **Pedestrian and Cycling Program**

Standing Policy Committee: Public Works

Department: Public Works
Project: 1832000124

Service: Active Transportation
OurWinnipeg: Environmental Resilience

| AUTHORIZATION | Previous Budgets | 2024 Estimate | FORECAST 2025 | 2026 | 2027 | 2028 | 2029 | Five-Year Forecast Total | Six-Year Total |
|---|---|---|---|---|---|---|---|---|---|
| Project Costs ($000's) | N/A * | 2,161 | 2,183 | 5,357 | 6,660 | 6,978 | 7,810 | 28,988 | 31,149 |
| Financed by: | | | | | | | | | |
| Cash to Capital | | | | | | 300 | 300 | 600 | 600 |
| Local Street Renewal Reserve | | 500 | 500 | 2,199 | 2,686 | 2,819 | 2,988 | 11,192 | 11,692 |
| Regional Street Renewal Reserve | | | | 837 | 1,077 | 1,159 | 1,194 | 4,267 | 4,267 |
| Province of Manitoba Strategic Infrastructure Funding | | 851 | | | 248 | | | 248 | 1,099 |
| Canada Community-Building Fund | | 800 | 841 | 1,838 | 2,649 | 2,700 | 3,328 | 11,356 | 12,156 |
| External Debt | | | 842 | 483 | | | | 1,325 | 1,325 |
| Transfer from Prior Year Authorization | | 10 | | | | | | - | 10 |

| CASH FLOW | 2024 | 2025 | 2026 | 2027 | 2028 | 2029 | Beyond 2029 | Total |
|---|---|---|---|---|---|---|---|---|
| Project Costs ($000's) | 1,838 | 2,179 | 4,883 | 6,464 | 6,930 | 7,686 | 1,169 | 31,149 |
| Financed by: | | | | | | | | |
| Cash to Capital | | | | | 255 | 300 | 45 | 600 |
| Local Street Renewal Reserve | 425 | 500 | 1,945 | 2,613 | 2,799 | 2,963 | 447 | 11,692 |
| Regional Street Renewal Reserve | | | 712 | 1,041 | 1,147 | 1,189 | 178 | 4,267 |
| Province of Manitoba Strategic Infrastructure Funding | 723 | 128 | | 211 | 37 | | | 1,099 |
| Canada Community-Building Fund | 680 | 835 | 1,689 | 2,527 | 2,692 | 3,234 | 499 | 12,156 |
| External Debt | | 716 | 537 | 72 | | | | 1,325 |
| Transfer from Prior Year Authorization | 10 | | | | | | | 10 |

| NET OPERATING IMPACT ($000's) | 2024 | 2025 | 2026 | 2027 | 2028 | 2029 |
|---|---|---|---|---|---|---|
| Operating costs | | | | | | |
| Debt and finance charges | | 31 | 74 | 94 | 95 | 95 |
| Transfer to General Capital Fund | | | | | 300 | 300 |
| **Total Direct Costs** | - | 31 | 74 | 94 | 395 | 395 |
| Less: Incremental Revenue/Recovery | 32 | 52 | 125 | 155 | 171 | 189 |
| **Net Cost/(Benefit)** | (32) | (21) | (51) | (61) | 224 | 206 |
| **Incremental Full Time Equivalent Positions** | - | - | - | - | - | - |

Class Estimate: Not applicable, as this is a program

Strategic Priority Action Plan alignment: 4.3 Accelerate implementation of the Pedestrian and Cycling Strategy

Projects in 2024 will not proceed to construction until a class 3 estimate is obtained.

* N/A - No amounts have been included in the "Previous Budgets" due to this program's on-going nature.

***Pedestrian and Cycling Program (continued):***

Budget is used for the construction of new pedestrian and cycling facilities, facilities enhancements, studies, and support for public education, awareness and promotions of walking and cycling. The budget may be utilized for the purchase of land to facilitate the delivery of new and enhanced facilities as required. Funding is also used to support public engagement and design studies in advance of planned road renewals.

The Pedestrian and Cycling Program supports the delivery of the City's long-term vision to maximize transportation options by ensuring the accessibility, comfort, and safety of walking and cycling in Winnipeg.

The Director of Public Works may be required to reallocate funds within the Pedestrian and Cycling Program based on financing requirements.

Grants and land lease payments paid from the program are not subject to City overheads.

On July 15, 2015, Council approved the Winnipeg Pedestrian and Cycling Strategies (PCS) with the following motion: All costs included in the Pedestrian and Cycling Strategies are estimates, no budget allocation is included with the approval of the Pedestrian and Cycling Strategies document, and all projects and project costs relating to the Pedestrian and Cycling Strategies document will be considered by City Council through the annual budget process. Pedestrian and Cycling Action Plans will be presented to the Standing Policy Committee for information on a yearly basis to provide status updates on previous and current projects.

On July 13, 2016, Council approved the recommendation of the Standing Policy Committee on Infrastructure Renewal and Public Works: That all projects related to the Pedestrian and Cycling Strategies document be submitted to the Standing Policy Committee on Infrastructure Renewal and Public Works for recommendation to Council.

On April 20, 2021, the Standing Policy Committee on Infrastructure Renewal and Public Works passed a motion that every September the Public Service shall provide the standing committee with the next year's proposed work plan for the Pedestrian and Cycling Strategies document, highlighting any changes from the current five-year forecast.

Any surplus funds will automatically be transferred to the following year's Pedestrian and Cycling Program Budget. On December 15, 2021, Council directed that any surplus funds from Active Transportation (AT) infrastructure identified as part of the report described in Recommendation 2.J. of the 2022 budget be transferred and dedicated to the following year's AT capital program.

On December 15, 2021, Council directed (as per 2022 Adopted Capital Budget recommendation 2L) the Public Service to:

i. Include active transportation facilities in all road renewals and rehabilitations that have been included in the 2022 Preliminary Capital Budget and 2023 to 2027 Five-Year Forecast, if facilities in those locations have been identified within the Winnipeg Pedestrian and Cycling Strategies.

ii. That in the event the road project and the active transportation facilities exceed the delegated authorities of the public service, or the project cannot be built as contemplated in the Winnipeg Pedestrian and Cycling Strategies, the Public Service be directed to report back to the appropriate Committee of Council on their recommendation to construct the facilities as prescribed, with a request for additional spending authorities, or recommend an alternate plan to restore the connectivity of the active transportation strategies network.

iii. Update the Winnipeg Pedestrian and Cycling Strategies in conjunction with the next update of the Transportation Master Plan to ensure that future roads investments requiring AT will be reviewed and analyzed prior to making road investments.

The Pedestrian and Cycling Program supports the following program areas:

**Sidewalks Regional and Non-Regional - Various Locations**

Includes construction of new sidewalks on regional streets where none presently exist and where provision is warranted. Provides additional funding to support pedestrian crossings improvements and/or crossing upgrades on regional streets. The prioritization of future locations will be guided by the Pedestrian and Cycling Strategies, which is currently being updated as part of the Transportation Master Plan 2050 process. Upon its completion, the priority sidewalk locations will be identified through the annual Pedestrian and Cycling Program update or the annual capital budget process.

Includes construction of new sidewalks on non-regional streets that must meet at least one of the following:

• connect existing sidewalks to a significant destination business/public facility/senior facility, etc.

• is located within 1.5 km of a school and has been identified by a Neighbourhood Based Consultation process (for example a School Travel Plan or Neighbourhood Area Plan);

• is required to connect pedestrians to a bus stop, where the property owners fronting the proposed sidewalk are not considered to be the main or a major benefiter from the new sidewalk, and likely would not support the sidewalk as a Local Improvement.

***Pedestrian and Cycling Program (continued):***

**Bicycle Corridors**

Development of new bicycle facilities on the Bicycle Network as prioritized in the Pedestrian and Cycling Strategies. Provides support to complete gaps in the Bicycle Network. Supports the supply and installation of permanent and temporary bicycle parking through an annual Bicycle Parking Grant program. Provides additional funding to support the development of Neighbourhood Greenways during local street renewal projects. Considers support for a pedestrian and cycling monitoring strategy. Supports the replacement of pre-cast curbs on existing routes, as required.

Development of Neighbourhood Greenways - bike routes introduced on neighbourhood streets with low vehicle speeds and volumes that may include a range of treatments to slow down traffic and reduce traffic volumes to improve safety for walking, biking and driving.

**Recreational Walkways and Bicycle Paths**

Construction of new recreational walkways and off-street bicycle path facilities where no walkway or cycle facility presently exists, and where the provision of such a facility is warranted.

**Public Education, Awareness and Promotion**

Support educational programming, public safety and awareness in support of walking and cycling. Supports the promotion of new and existing pedestrian and cycling facilities including a walking and cycling communications strategy. Considers support for a City-wide wayfinding system.

**Partnership Grant Program**

The Public Education, Awareness and Promotion grant program provides a funding opportunity for not-for-profit / community based industry partners who promote cycling and active transportation in Winnipeg. Grant applications are submitted, assessed and approved annually.

***Pedestrian and Cycling Program (continued):***

| PEDESTRIAN AND CYCLING PROGRAM Authorization ($000's) | 2024 | 2025 | 2026 | 2027 | 2028 | 2029 | Six-Year Total |
|---|---|---|---|---|---|---|---|
| **Sidewalks Regional and Non-Regional - Various Locations** | 309 | 146 | 530 | | | | 985 |
| **Bicycle Corridors:** | | | | | | | |
| Transcona Trail Extension Study and Construction | | 400 | | | | | 400 |
| Neighbourhood Greenways | 330 | 150 | 200 | | | | 680 |
| Ruby St / Banning St Neighbourhood Greenway Phase 1 Construction | | | | 800 | | | 800 |
| Cyclist Detection Signal Actuation Select Locations | | 50 | | | | | 50 |
| St. Matthews Protected Bike Lane Upgrade - Preliminary Design | | | 900 | | | | 900 |
| Maryland Ave/Sherbrook Ave Upgrade to Protected Bike Lane | | 350 | | | | | 350 |
| Cycling Monitoring Data Collection | 55 | 20 | 20 | 20 | | | 115 |
| Pre-cast Curb Replacement | | | | 380 | | | 380 |
| **Recreational Walkways and Bicycle Paths:** | | | | | | | |
| Southdale Multi-use Path - Fermor Ave at Speers Rd to Vermillion Rd | | 130 | | | | | 130 |
| The Forks - Red River Mutual Walking and Cycling Trail Improvements | 20 | 20 | | | | | 40 |
| Bicycle Parking Partnership Grants | 45 | 30 | 30 | | | | 105 |
| Togo Ave. to Churchill Dr. - Multi-use Path Extension - connection to Transit Blue Line path at Woodward Ave | 100 | | | 300 | | | 400 |
| Northwest Hydro Corridor Phase 2 Const. Church Ave to Casino | 600 | | | | | | 600 |
| Temporary/Pilot Walking and Cycling Projects - Various Locations | 40 | 40 | | | | | 80 |
| **Public Education Awareness and Promotion:** | | | | | | | |
| Communication and Promotions | | 25 | 25 | | | | 50 |
| **Partnership Grant Program:** | 160 | 160 | 160 | | | | 480 |
| 2024 Allocation<br>Winnipeg Repair Education and Cycling Hub (The WRENCH) - $45,000<br>Cycling Lessons for Adult Women (Winnipeg Trails Association) - $32,000<br>Commuter Challenge and Jack Frost Challenge (Green Action Centre) - $14,385<br>Bike Everywhere Month (Green Action Centre) - $10,000<br>Bicycling Education and Skills Training (BEST) Program (Green Action Centre) - $20,000<br>Bike Week 2025 - $30,000<br>La Coop Vélo-Cité - $5,640<br>Bike Winnipeg - $2,975 | | | | | | | |
| Active Safe Routes to School, various locations | | 160 | 454 | | | | 614 |
| Kildonan Park Bergen Bridge Lease North Winnipeg Parkway | 2 | 2 | 2 | 2 | | | 8 |
| Active Transportation studies* | 500 | 500 | 500 | 500 | 500 | 500 | 3,000 |
| Various projects - funding to be allocated | | | 2,536 | 4,658 | 6,478 | 7,310 | 20,982 |
| **Total Pedestrian and Cycling Program** | **2,161** | **2,183** | **5,357** | **6,660** | **6,978** | **7,810** | **31,149** |

***Pedestrian and Cycling Program (continued):***

*Funding will support external consulting and/or up to two internal temporary full-time project coordinators (2.0 full-time equivalents) to undertake contract administration, design work and public engagement activities related to active transportation construction projects, both stand-alone and as part of future street renewal projects.

The Director of Public Works be authorized to prioritize other pedestrian and cycling projects based on opportunities that arise if extra funding is available due to program projects being completed below estimates and/or funded through other capital programs. All additional works will be communicated through the annual pedestrian and cycling updates.

See Appendix 8 for details on Active Transportation project funding in the 2024 capital budget.

Project Name: **Portable Traffic Study Equipment**

Standing Policy Committee: Public Works

Department: Public Works
Project: 1833000224

Service: Transportation Planning and Traffic Management
OurWinnipeg: City Building

| AUTHORIZATION | Previous Budgets | 2024 Estimate | FORECAST 2025 | 2026 | 2027 | 2028 | 2029 | Five-Year Forecast Total | Six-Year Total |
|---|---|---|---|---|---|---|---|---|---|
| Project Costs ($000's) | - | 162 | - | - | - | - | - | - | 162 |
| Financed by: | | | | | | | | | |
| Canada Community-Building Fund | | 130 | | | | | | - | 130 |
| External Debt | | 32 | | | | | | - | 32 |

| CASH FLOW | 2024 | 2025 | 2026 | 2027 | 2028 | 2029 | Beyond 2029 | Total |
|---|---|---|---|---|---|---|---|---|
| Project Costs ($000's) | 137 | 25 | - | - | - | - | - | 162 |
| Financed by: | | | | | | | | |
| Canada Community-Building Fund | 110 | 20 | | | | | | 130 |
| External Debt | 27 | 5 | | | | | | 32 |

| NET OPERATING IMPACT ($000's) | 2024 | 2025 | 2026 | 2027 | 2028 | 2029 |
|---|---|---|---|---|---|---|
| Operating costs | | | | | | |
| Debt and finance charges | 2 | 4 | 4 | 4 | 4 | 4 |
| Transfer to General Capital Fund | | | | | | |
| **Total Direct Costs** | 2 | 4 | 4 | 4 | 4 | 4 |
| Less: Incremental Revenue/Recovery | 3 | | | | | |
| **Net Cost/(Benefit)** | (1) | 4 | 4 | 4 | 4 | 4 |
| **Incremental Full Time Equivalent Positions** | - | - | - | - | - | - |

Class Estimate: 3

Strategic Priority Action Plan alignment: None

Funding will be used to replace portable traffic study equipment that is nearing end-of-life including:

• Automated midblock counters; and

• Video collection units for manual traffic studies.

On March 22, 2023, Council authorized a first charge in the amount of $162,000 in 2023, or prior to the adoption of the 2024 capital budget, to facilitate timely equipment replacement.

Project Name: **Transportation Master Plan**

Standing Policy Committee: Public Works

Department: Public Works
Project: 1833000124

Service: Transportation Planning and Traffic Management
OurWinnipeg: City Building

| AUTHORIZATION | Previous Budgets | 2024 Estimate | FORECAST 2025 | 2026 | 2027 | 2028 | 2029 | Five-Year Forecast Total | Six-Year Total |
|---|---|---|---|---|---|---|---|---|---|
| Project Costs ($000's) | N/A * | 154 | 846 | 205 | - | - | - | 1,051 | 1,205 |
| Financed by: | | | | | | | | | |
| Province of Manitoba Strategic Infrastructure Funding | | | 168 | | | | | 168 | 168 |
| Canada Community-Building Fund | | 123 | 678 | 164 | | | | 842 | 965 |
| External Debt | | 31 | | 41 | | | | 41 | 72 |

| CASH FLOW | 2024 | 2025 | 2026 | 2027 | 2028 | 2029 | Beyond 2029 | Total |
|---|---|---|---|---|---|---|---|---|
| Project Costs ($000's) | 131 | 743 | 301 | 30 | - | - | - | 1,205 |
| Financed by: | | | | | | | | |
| Province of Manitoba Strategic Infrastructure Funding | | 143 | 25 | | | | | 168 |
| Canada Community-Building Fund | 105 | 595 | 241 | 24 | | | | 965 |
| External Debt | 26 | 5 | 35 | 6 | | | | 72 |

| NET OPERATING IMPACT ($000's) | 2024 | 2025 | 2026 | 2027 | 2028 | 2029 |
|---|---|---|---|---|---|---|
| Operating costs | | | | | | |
| Debt and finance charges | 3 | 7 | 11 | 16 | 17 | 13 |
| Transfer to General Capital Fund | | | | | | |
| **Total Direct Costs** | 3 | 7 | 11 | 16 | 17 | 13 |
| Less: Incremental Revenue/Recovery | 3 | 9 | 5 | | | |
| **Net Cost/(Benefit)** | - | (2) | 6 | 16 | 17 | 13 |
| **Incremental Full Time Equivalent Positions** | - | - | - | - | - | - |

Class Estimate: Not applicable, as this is a program

Strategic Priority Action Plan alignment: 4.9 Increase coordination to address speeding, traffic calming, properly designed streets, and modern road and sidewalk engineering

Updating information that affects the recommendations in the Transportation Master Plan is necessary to account for temporal changes in land use and transportation needs. This is also required to meet the needs of OurWinnipeg and Complete Communities.

A comprehensive revision commenced in 2019 and it is anticipated to be completed in 2024.

Beyond the Transportation Master Plan, follow-up and related projects in 2024-2026 are anticipated to include:

• Winnipeg Areas Travel Study (WATS) Update (2024 and 2025)

• Winnipeg Microscopic Transportation Model (Downtown and Norwood Bridge/St. Mary's/Marion) (2026)

* N/A - No amounts have been included in the "Previous Budgets" due to this program's on-going nature.

Project Name: **Traffic Signals Vehicle Detection Program**

Standing Policy Committee: Public Works

Department: Public Works
Project: 1831100224

Service: Transportation Planning and Traffic Management
OurWinnipeg: Good Health and Well-Being

| AUTHORIZATION | Previous Budgets | 2024 Estimate | FORECAST 2025 | 2026 | 2027 | 2028 | 2029 | Five-Year Forecast Total | Six-Year Total |
|---|---|---|---|---|---|---|---|---|---|
| Project Costs ($000's) | N/A * | 250 | 250 | 250 | 250 | 250 | 258 | 1,258 | 1,508 |
| Financed by: | | | | | | | | | |
| Frontage Levy | | | | | | 250 | 258 | 508 | 508 |
| Province of Manitoba Strategic Infrastructure Funding | | 250 | 250 | 250 | 250 | | | 750 | 1,000 |

| CASH FLOW | 2024 | 2025 | 2026 | 2027 | 2028 | 2029 | Beyond 2029 | Total |
|---|---|---|---|---|---|---|---|---|
| Project Costs ($000's) | 213 | 250 | 250 | 250 | 250 | 257 | 38 | 1,508 |
| Financed by: | | | | | | | | |
| Frontage Levy | | | | | 213 | 257 | 38 | 508 |
| Province of Manitoba Strategic Infrastructure Funding | 213 | 250 | 250 | 250 | 37 | | - | 1,000 |

| NET OPERATING IMPACT ($000's) | 2024 | 2025 | 2026 | 2027 | 2028 | 2029 |
|---|---|---|---|---|---|---|
| Operating costs | | | | | | |
| Debt and finance charges | | | | | | |
| Transfer to General Capital Fund | | | | | | |
| **Total Direct Costs** | - | - | - | - | - | - |
| Less: Incremental Revenue/Recovery | 3 | 3 | 3 | 3 | 7 | 8 |
| **Net Cost/(Benefit)** | (3) | (3) | (3) | (3) | (7) | (8) |
| **Incremental Full Time Equivalent Positions** | - | - | - | - | - | - |

Class Estimate: Not applicable, as this is a program

Strategic Priority Action Plan alignment: None

This is an annual program which includes city-wide repair and replacement of vehicle detection loops in order to maintain proper (designed) operation of signalized intersections. This program also considers installation of non-intrusive detection in locations unsuitable for loops, subject to funding availability.

* N/A - No amounts have been included in the "Previous Budgets" due to this program's on-going nature.

Project Name: **Traffic Signals Bases & Bulbs Replacements (formerly Traffic Signals Bases Replacements)**

Standing Policy Committee: Public Works

Department: Public Works
Project: 1831100126

Service: Transportation Planning and Traffic Management
OurWinnipeg: Good Health and Well-Being

| AUTHORIZATION | Previous Budgets | 2024 Estimate | FORECAST 2025 | 2026 | 2027 | 2028 | 2029 | Five-Year Forecast Total | Six-Year Total |
|---|---|---|---|---|---|---|---|---|---|
| Project Costs ($000's) | N/A * | - | - | 1,500 | 1,500 | 1,500 | 1,545 | 6,045 | 6,045 |
| Financed by: | | | | | | | | | |
| Frontage Levy | | | | | | 1,500 | 1,492 | 2,992 | 2,992 |
| Province of Manitoba Strategic Infrastructure Funding | | | | 1,500 | 1,500 | | | 3,000 | 3,000 |
| Canada Community-Building Fund | | | | | | | 53 | 53 | 53 |

| CASH FLOW | 2024 | 2025 | 2026 | 2027 | 2028 | 2029 | Beyond 2029 | Total |
|---|---|---|---|---|---|---|---|---|
| Project Costs ($000's) | - | - | 1,275 | 1,500 | 1,500 | 1,538 | 232 | 6,045 |
| Financed by: | | | | | | | | |
| Frontage Levy | | | | | 1,275 | 1,493 | 224 | 2,992 |
| Province of Manitoba Strategic Infrastructure Funding | | | 1,275 | 1,500 | 225 | | | 3,000 |
| Canada Community-Building Fund | | | | | | 45 | 8 | 53 |

| NET OPERATING IMPACT ($000's) | 2024 | 2025 | 2026 | 2027 | 2028 | 2029 |
|---|---|---|---|---|---|---|
| Operating costs | | | | | | |
| Debt and finance charges | | | | | | |
| Transfer to General Capital Fund | | | | | | |
| **Total Direct Costs** | - | - | - | - | - | - |
| Less: Incremental Revenue/Recovery | | | 16 | 19 | 45 | 49 |
| **Net Cost/(Benefit)** | - | - | (16) | (19) | (45) | (49) |
| **Incremental Full Time Equivalent Positions** | - | - | - | - | - | - |

Class Estimate: Not applicable, as this is a program

Strategic Priority Action Plan alignment: None

This program is to replace traffic signal bases in poor condition and LED bulbs at end of useful life. Traffic signal bases provide the structural foundation for traffic signal poles and cabinets and are crucial for the safe construction and operation of traffic signals. In total, approximately 500 high-risk bases must be replaced. Additionally, LED bulbs that provide for signal illumination are aging and fading, and many require replacement.

* N/A - No amounts have been included in the "Previous Budgets" due to this program's on-going nature.

Project Name: **Traffic Management Centre Evergreening Program**

Standing Policy Committee: Public Works

Department: Public Works
Project: 1833000324

Service: Transportation Planning and Traffic Management
OurWinnipeg: Good Health and Well-Being

| AUTHORIZATION | Previous Budgets | 2024 Estimate | FORECAST 2025 | 2026 | 2027 | 2028 | 2029 | Five-Year Forecast Total | Six-Year Total |
|---|---|---|---|---|---|---|---|---|---|
| Project Costs ($000's) | N/A * | 200 | 200 | 200 | 200 | 200 | 206 | 1,006 | 1,206 |
| Financed by: | | | | | | | | | |
| Canada Community-Building Fund | | | 200 | 200 | 200 | 200 | 206 | 1,006 | 1,006 |
| External Debt | | 200 | | | | | | - | 200 |

| CASH FLOW | 2024 | 2025 | 2026 | 2027 | 2028 | 2029 | Beyond 2029 | Total |
|---|---|---|---|---|---|---|---|---|
| Project Costs ($000's) | 170 | 200 | 200 | 200 | 200 | 205 | 31 | 1,206 |
| Financed by: | | | | | | | | |
| Canada Community-Building Fund | | 170 | 200 | 200 | 200 | 205 | 31 | 1,006 |
| External Debt | 170 | 30 | | | | | - | 200 |

| NET OPERATING IMPACT ($000's) | 2024 | 2025 | 2026 | 2027 | 2028 | 2029 |
|---|---|---|---|---|---|---|
| Operating costs | | | | | | |
| Debt and finance charges | 19 | 43 | 46 | 46 | 46 | 23 |
| Transfer to General Capital Fund | | | | | | |
| **Total Direct Costs** | 19 | 43 | 46 | 46 | 46 | 23 |
| Less: Incremental Revenue/Recovery | 6 | 3 | 3 | 3 | 3 | 3 |
| **Net Cost/(Benefit)** | 13 | 40 | 43 | 43 | 43 | 20 |
| **Incremental Full Time Equivalent Positions** | - | - | - | - | - | - |

Class Estimate: Not applicable, as this is a program

Strategic Priority Action Plan alignment: None

Funding for this program will provide for the renewal of Traffic Management Centre (TMC) equipment which has reached the end of its useful life. This program also includes the renewal of modems for both TMC cameras and traffic signal controllers as part of supporting the full range of TMC services.

* N/A - No amounts have been included in the "Previous Budgets" due to this program's on-going nature.

Project Name: **Road Safety Improvement Program**

Standing Policy Committee: Public Works

Department: Public Works
Project: 1831000124

Service: Transportation Planning and Traffic Management
OurWinnipeg: Good Health and Well-Being

| AUTHORIZATION | Previous Budgets | 2024 Estimate | FORECAST 2025 | 2026 | 2027 | 2028 | 2029 | Five-Year Forecast Total | Six-Year Total |
|---|---|---|---|---|---|---|---|---|---|
| Project Costs ($000's) | N/A * | 2,500 | 2,500 | 2,934 | 6,154 | 7,458 | 8,628 | 27,674 | 30,174 |
| Financed by: | | | | | | | | | |
| Frontage Levy | | | | | | 3,000 | 3,000 | 6,000 | 6,000 |
| Canada Community-Building Fund | | 220 | | | | 980 | 2,046 | 3,026 | 3,246 |
| Local Street Renewal Reserve | | 257 | | 1,366 | 2,154 | 1,739 | 1,791 | 7,050 | 7,307 |
| Regional Street Renewal Reserve | | | | 766 | 1,854 | 1,739 | 1,791 | 6,150 | 6,150 |
| Province of Manitoba Strategic Infrastructure Funding | | 2,023 | 2,500 | 802 | 2,146 | | | 5,448 | 7,471 |

| CASH FLOW | 2024 | 2025 | 2026 | 2027 | 2028 | 2029 | Beyond 2029 | Total |
|---|---|---|---|---|---|---|---|---|
| Project Costs ($000's) | 2,125 | 2,500 | 2,869 | 5,671 | 7,262 | 8,452 | 1,295 | 30,174 |
| Financed by: | | | | | | | | |
| Frontage Levy | | | | | 2,550 | 3,000 | 450 | 6,000 |
| Canada Community-Building Fund | 187 | 33 | | | 833 | 1,886 | 307 | 3,246 |
| Local Street Renewal Reserve | 218 | 39 | 1,161 | 2,036 | 1,801 | 1,783 | 269 | 7,307 |
| Regional Street Renewal Reserve | | | 651 | 1,691 | 1,756 | 1,783 | 269 | 6,150 |
| Province of Manitoba Strategic Infrastructure Funding | 1,720 | 2,428 | 1,057 | 1,944 | 322 | | | 7,471 |

| NET OPERATING IMPACT ($000's) | 2024 | 2025 | 2026 | 2027 | 2028 | 2029 |
|---|---|---|---|---|---|---|
| Operating costs | | | | | | |
| Debt and finance charges | | | | | | |
| Transfer to General Capital Fund | | | | | | |
| **Total Direct Costs** | - | - | - | - | - | - |
| Less: Incremental Revenue/Recovery | 31 | 32 | 72 | 145 | 213 | 237 |
| **Net Cost/(Benefit)** | (31) | (32) | (72) | (145) | (213) | (237) |
| **Incremental Full Time Equivalent Positions** | - | - | - | - | - | - |

Class Estimate: Not applicable, as this is a program

Strategic Priority Action Plan alignment: 4.9 Increase coordination to address speeding, traffic calming, properly designed streets, and modern road and sidewalk engineering

This is an annual program which includes city-wide installation of:

• new full signals, half signals, pedestrian corridors and rapid rectangular flashing beacons based on priority warrant systems **

• pedestrian crossing improvements

• roadside safety improvements

• traffic calming measures

• left turn signal phases

• traffic sign and signal upgrades

***Road Safety Improvement Program (continued):***

- railway crossing safety improvements
- installation of permanent pavement markings
- research studies and operational reviews
- implementation of the Road Safety Strategic Action Plan

**Funds in 2024 are planned to be allocated as follows (in $000's):**

| Project | Cost Estimate |
|---|---|
| Lower-mounted flashing lights - 10 locations | 145 |
| Advanced warning flashers - Kenaston Blvd & Waverley St | 90 |
| Pedestrian crossing improvements - multiple locations | 770 |
| Traffic signage - as required | 30 |
| Road safety study - Main St and Assiniboine Av intersection | 25 |
| Traffic calming - multiple locations | 200 |
| Traffic signals | 250 |
| Left turn signal - Waverley St & Sundusky Dr/John Angus Dr | 10 |
| Road Safety Strategic Action Plan priority items | 980 |
| **Total** | **2,500** |

Project list and timing is subject to change due to operational requirements and unexpected urgent needs.

Funding of $980,000 in each of 2024 to 2028 and $1,960 in 2029 will support priority actions identified within the Road Safety Strategic Action Plan.

Funding in 2024 and beyond will support up to two temporary full-time project coordinators (2.0 full-time equivalents) to undertake contract administration and design work related to road safety improvement projects, both stand-alone and as part of future street renewal projects.

* N/A - No amounts have been included in the "Previous Budgets" due to this program's on-going nature.

** Locations are submitted to Standing Policy Committee on Public Works for approval prior to construction.

Project Name: **Upgrade Noise Policies and Equipment Study**

Standing Policy Committee: Public Works

Department: Public Works
Project: 1831100124

Service: Transportation Planning and Traffic Management
OurWinnipeg: Good Health and Well-Being

| AUTHORIZATION | Previous Budgets | 2024 Estimate | FORECAST 2025 | 2026 | 2027 | 2028 | 2029 | Five-Year Forecast Total | Six-Year Total |
|---|---|---|---|---|---|---|---|---|---|
| Project Costs ($000's) | - | 100 | - | - | - | - | - | - | 100 |
| Financed by: | | | | | | | | | |
| External Debt | | 100 | | | | | | - | 100 |

| CASH FLOW | 2024 | 2025 | 2026 | 2027 | 2028 | 2029 | Beyond 2029 | Total |
|---|---|---|---|---|---|---|---|---|
| Project Costs ($000's) | 85 | 15 | - | - | - | - | - | 100 |
| Financed by: | | | | | | | | |
| External Debt | 85 | 15 | | | | | | 100 |

| NET OPERATING IMPACT ($000's) | 2024 | 2025 | 2026 | 2027 | 2028 | 2029 |
|---|---|---|---|---|---|---|
| Operating costs | | | | | | |
| Debt and finance charges | 10 | 21 | 23 | 23 | 23 | 11 |
| Transfer to General Capital Fund | | | | | | |
| **Total Direct Costs** | 10 | 21 | 23 | 23 | 23 | 11 |
| Less: Incremental Revenue/Recovery | | | | | | |
| **Net Cost/(Benefit)** | 10 | 21 | 23 | 23 | 23 | 11 |
| **Incremental Full Time Equivalent Positions** | - | - | - | - | - | - |

Class Estimate: 5

Strategic Priority Action Plan alignment: None

Initiation of a study to develop an update to the City of Winnipeg Motor Vehicle Noise Policies and Guidelines (1984). The study shall make recommendations to provide definition and clarity, develop material and construction standard details of noise attenuation barriers, update noise modeling requirements, and define existing noise collection and analysis requirements.

Project Name: **Strategic Road Network Study (formerly Inner-Ring Road - Functional Design)**

Standing Policy Committee: Public Works

Department: Public Works
Project: 1803000124

Service: Roadway Construction and Maintenance
OurWinnipeg: City Building

| AUTHORIZATION | Previous Budgets | 2024 Estimate | FORECAST 2025 | 2026 | 2027 | 2028 | 2029 | Five-Year Forecast Total | Six-Year Total |
|---|---|---|---|---|---|---|---|---|---|
| Project Costs ($000's) | - | 375 | 375 | - | - | - | - | 375 | 750 |
| Financed by: | | | | | | | | | |
| Canada Community-Building Fund | | 300 | 300 | | | | | 300 | 600 |
| Province of Manitoba Strategic Infrastructure Funding | | 15 | | | | | | - | 15 |
| External Debt | | 60 | 75 | | | | | 75 | 135 |

| CASH FLOW | 2024 | 2025 | 2026 | 2027 | 2028 | 2029 | Beyond 2029 | Total |
|---|---|---|---|---|---|---|---|---|
| Project Costs ($000's) | 319 | 375 | 56 | - | - | - | - | 750 |
| Financed by: | | | | | | | | |
| Canada Community-Building Fund | 255 | 300 | 45 | | | | | 600 |
| Province of Manitoba Strategic Infrastructure Funding | 13 | 2 | | | | | | 15 |
| External Debt | 51 | 73 | 11 | | | | | 135 |

| NET OPERATING IMPACT ($000's) | 2024 | 2025 | 2026 | 2027 | 2028 | 2029 |
|---|---|---|---|---|---|---|
| Operating costs | | | | | | |
| Debt and finance charges | 6 | 20 | 30 | 31 | 31 | 24 |
| Transfer to General Capital Fund | | | | | | |
| **Total Direct Costs** | 6 | 20 | 30 | 31 | 31 | 24 |
| Less: Incremental Revenue/Recovery | | | | | | |
| **Net Cost/(Benefit)** | 6 | 20 | 30 | 31 | 31 | 24 |
| **Incremental Full Time Equivalent Positions** | - | - | - | - | - | - |

Class Estimate: 5

Strategic Priority Action Plan alignment: None

Commencement of a functional design study in 2024 to identify the requirements to achieve a limited access, high level of mobility Strategic Road Network, as identified in the Transportation Master Plan.

Project Name: **Salt and Sand Storage Shed**

Standing Policy Committee: Public Works

Department: Public Works
Project: 1803000125

Service: Roadway Snow Removal and Ice Control
OurWinnipeg: Good Health and Well-Being

| AUTHORIZATION | Previous Budgets | 2024 Estimate | FORECAST 2025 | 2026 | 2027 | 2028 | 2029 | Five-Year Forecast Total | Six-Year Total |
|---|---|---|---|---|---|---|---|---|---|
| Project Costs ($000's) | - | - | 750 | - | - | - | - | 750 | 750 |
| Financed by: | | | | | | | | | |
| Province of Manitoba Strategic Infrastructure Funding | | | 150 | | | | | 150 | 150 |
| Canada Community-Building Fund | | | 600 | | | | | 600 | 600 |

| CASH FLOW | 2024 | 2025 | 2026 | 2027 | 2028 | 2029 | Beyond 2029 | Total |
|---|---|---|---|---|---|---|---|---|
| Project Costs ($000's) | - | 638 | 112 | - | - | - | - | 750 |
| Financed by: | | | | | | | | |
| Province of Manitoba Strategic Infrastructure Funding | | 128 | 22 | | | | | 150 |
| Canada Community-Building Fund | | 510 | 90 | | | | | 600 |

| NET OPERATING IMPACT ($000's) | 2024 | 2025 | 2026 | 2027 | 2028 | 2029 |
|---|---|---|---|---|---|---|
| Operating costs | | | | | | |
| Debt and finance charges | | | | | | |
| Transfer to General Capital Fund | | | | | | |
| **Total Direct Costs** | - | - | - | - | - | - |
| Less: Incremental Revenue/Recovery | | 8 | 1 | | | |
| **Net Cost/(Benefit)** | - | (8) | (1) | - | - | - |
| **Incremental Full Time Equivalent Positions** | - | - | - | - | - | - |

Class Estimate: 5

Strategic Priority Action Plan alignment: Support to front line services

Rehabilitation of the Salt and Sand Storage Facility at 1220 Pacific Ave. The work consists of replacing the dome canvas, corrosion treatment of truss members, surface restoration of concrete walls, and sealing of gaps in between the concrete wall and floor.

The work would maintain the City's compliance with applicable federal and provincial legislation regarding the storage and use of snow and ice control products.

Project Name: **St. Anne's Road Widening**

Standing Policy Committee: Public Works

Department: Public Works
Project: 1803000224

Service: Transportation Planning and Traffic Management
OurWinnipeg: City Building

| AUTHORIZATION | Previous Budgets | 2024 Estimate | FORECAST 2025 | 2026 | 2027 | 2028 | 2029 | Five-Year Forecast Total | Six-Year Total |
|---|---|---|---|---|---|---|---|---|---|
| Project Costs ($000's) | - | 109 | - | - | 180 | 3,726 | - | 3,906 | 4,015 |
| Financed by: | | | | | | | | | |
| Canada Community-Building Fund | | 109 | | | 180 | 3,726 | | 3,906 | 4,015 |

| CASH FLOW | 2024 | 2025 | 2026 | 2027 | 2028 | 2029 | Beyond 2029 | Total |
|---|---|---|---|---|---|---|---|---|
| Project Costs ($000's) | 93 | 16 | - | 153 | 3,194 | 559 | - | 4,015 |
| Financed by: | | | | | | | | |
| Canada Community-Building Fund | 93 | 16 | | 153 | 3,194 | 559 | | 4,015 |

| NET OPERATING IMPACT ($000's) | 2024 | 2025 | 2026 | 2027 | 2028 | 2029 |
|---|---|---|---|---|---|---|
| Operating costs | | | | | | |
| Debt and finance charges | | | | | | |
| Transfer to General Capital Fund | | | | | | |
| **Total Direct Costs** | - | - | - | - | - | - |
| Less: Incremental Revenue/Recovery | | | | | 40 | 7 |
| **Net Cost/(Benefit)** | - | - | - | - | (40) | (7) |
| **Incremental Full Time Equivalent Positions** | - | - | - | - | - | - |

Class Estimate: See table below

| | 2024 | 2025 | 2026 | 2027 | 2028 | 2029 |
|---|---|---|---|---|---|---|
| **Class Estimate** | **3** | | | **4** | **5** | |
| **Authorization ($000's)** | | | | | | |
| Preliminary Design | 109 | | | | | |
| Detailed Design & Construction | | | | 180 | 3,726 | |

Strategic Priority Action Plan alignment: None

Preliminary design in 2024 to extend the divided cross-section on St. Anne’s Road southerly by approximately 280 metres through the intersection with Creek Bend Road. Detailed design and construction forecasted to begin in 2027.

Project Name: **Developer Payback**

Standing Policy Committee: Public Works

Department: Public Works
Project: 1807000124

Service: Roadway Construction and Maintenance
OurWinnipeg: Economic Prosperity

| AUTHORIZATION | Previous Budgets | 2024 Estimate | FORECAST 2025 | 2026 | 2027 | 2028 | 2029 | Five-Year Forecast Total | Six-Year Total |
|---|---|---|---|---|---|---|---|---|---|
| Project Costs ($000's) | N/A * | 1,360 | - | - | - | - | - | - | 1,360 |
| Financed by: | | | | | | | | | |
| External Debt | | 1,360 | | | | | | - | 1,360 |

| CASH FLOW | 2024 | 2025 | 2026 | 2027 | 2028 | 2029 | Beyond 2029 | Total |
|---|---|---|---|---|---|---|---|---|
| Project Costs ($000's) | 1,156 | 204 | - | - | - | - | - | 1,360 |
| Financed by: | | | | | | | | |
| External Debt | 1,156 | 204 | | | | | | 1,360 |

| NET OPERATING IMPACT ($000's) | 2024 | 2025 | 2026 | 2027 | 2028 | 2029 |
|---|---|---|---|---|---|---|
| Operating costs | | | | | | |
| Debt and finance charges | 46 | 83 | 88 | 88 | 88 | 88 |
| Transfer to General Capital Fund | | | | | | |
| **Total Direct Costs** | 46 | 83 | 88 | 88 | 88 | 88 |
| Less: Incremental Revenue/Recovery | 37 | 7 | | | | |
| **Net Cost/(Benefit)** | 9 | 76 | 88 | 88 | 88 | 88 |
| **Incremental Full Time Equivalent Positions** | - | - | - | - | - | - |

Class Estimate: Not applicable

Strategic Priority Action Plan alignment: None

A development agreement payback is the required funding to enable the City to fulfill a Council approved contractual obligation for certain works constructed by the developer within the right-of-way or to obtain land required to establish or expand right-of-ways.

Funds in 2024 will be allocated to Gunn Road widening (AG 18/14).

* N/A - No amounts have been included in the "Previous Budgets" due to this commitment's on-going nature.

Project Name: **Regional and Local Street Renewal**

Standing Policy Committee: Public Works

Department: Public Works
Project: 1804000124

Service: Roadway Construction and Maintenance
OurWinnipeg: Leadership and Good Governance

| AUTHORIZATION | Previous Budgets | 2024 | FORECAST 2025 | 2026 | 2027 | 2028 | 2029 | Five-Year Forecast Total | Six-Year Total |
|---|---|---|---|---|---|---|---|---|---|
| Project Costs ($000's) | N/A * | 138,274 | 160,110 | 160,545 | 170,307 | 173,723 | 181,254 | 845,939 | 984,213 |
| Financed by: | | | | | | | | | |
| Frontage Levy | | 17,800 | 17,800 | 17,800 | 17,800 | 17,800 | 17,800 | 89,000 | 106,800 |
| Local Street Renewal Reserve | | 67,900 | 75,757 | 80,292 | 26,285 | 90,832 | 96,711 | 369,877 | 437,777 |
| Regional Street Renewal Reserve | | 51,317 | 63,538 | 62,253 | 67,707 | 64,891 | 66,543 | 324,932 | 376,249 |
| Canada Community-Building Fund | | | 2,315 | | | | | 2,315 | 2,315 |
| Province of Manitoba Strategic Infrastructure Funding | | | | | 58,315 | | | 58,315 | 58,315 |
| Funding from Other Municipalities | | 1,057 | | | | | | - | 1,057 |
| Future Services Account | | 200 | 200 | 200 | 200 | 200 | 200 | 1,000 | 1,200 |
| External Debt | | | 500 | | | | | 500 | 500 |

| CASH FLOW | 2024 | 2025 | 2026 | 2027 | 2028 | 2029 | Beyond 2029 | Total |
|---|---|---|---|---|---|---|---|---|
| Project Costs ($000's) | 117,533 | 156,835 | 160,480 | 168,843 | 173,210 | 180,124 | 27,188 | 984,213 |
| Financed by: | | | | | | | | |
| Frontage Levy | 15,130 | 17,800 | 17,800 | 17,800 | 17,800 | 17,800 | 2,670 | 106,800 |
| Local Street Renewal Reserve | 57,715 | 74,578 | 79,612 | 34,386 | 81,150 | 95,829 | 14,507 | 437,777 |
| Regional Street Renewal Reserve | 43,620 | 61,705 | 62,446 | 66,889 | 65,313 | 66,295 | 9,981 | 376,249 |
| Canada Community-Building Fund | | 1,968 | 347 | | | | | 2,315 |
| Province of Manitoba Strategic Infrastructure Funding | | | | 49,568 | 8,747 | | | 58,315 |
| Funding from Other Municipalities | 898 | 159 | | | | | | 1,057 |
| Future Services Account | 170 | 200 | 200 | 200 | 200 | 200 | 30 | 1,200 |
| External Debt | | 425 | 75 | | | | | 500 |

| NET OPERATING IMPACT ($000's) | 2023 | 2024 | 2025 | 2026 | 2027 | 2028 |
|---|---|---|---|---|---|---|
| Operating costs | | | | | | |
| Debt and finance charges | | 18 | 33 | 34 | 34 | 34 |
| Transfer to General Capital Fund | | | | | | |
| **Total Direct Costs** | - | 18 | 33 | 34 | 34 | 34 |
| Less: Incremental Revenue/Recovery | 2,533 | 3,294 | 3,403 | 2,586 | 3,489 | 3,802 |
| **Net Cost/(Benefit)** | (2,533) | (3,276) | (3,370) | (2,552) | (3,455) | (3,768) |
| **Incremental Full Time Equivalent Positions** | - | - | - | - | - | - |

Class Estimate: Not applicable, as this is a program

Strategic Priority Action Plan alignment:

4.9 Increase coordination to address speeding, traffic calming, properly designed streets, and modern road and sidewalk engineering

Projects in 2024 will not proceed to construction until a class 3 estimate is obtained.

Any surplus funds will automatically be transferred to the following year's Regional and Local Street Renewal Program Budget.

***Regional and Local Street Renewal (continued):***

On May 14, 2008, Council concurred in the recommendation that a policy be adopted to incorporate Active Transportation facilities into any reconstruction or rehabilitation required on any infrastructure identified as an Active Transportation facility in the Proposed Active Transportation Network. On July 15, 2015, Council adopted the Pedestrian and Cycling Strategies as the long range pedestrian and cycling transportation policy for the City of Winnipeg. Depending on the proposed street renewal treatment and the planning and priority status of the proposed sidewalk or pedestrian and/or cycling facility, the Regional and Local Street Renewal program may include new sidewalks or implement the intention of the Winnipeg Pedestrian and Cycling Strategies.

On December 15, 2021, Council directed that any surplus funds from Active Transportation (AT) infrastructure identified as part of the report described in Recommendation 2.J. of the 2022 adopted budget be transferred and dedicated to the following years' AT capital program.

On July 13, 2023, Council adopted the Proposed Funding Strategy for Multimodal Roadway and Bridge Infrastructure which approved funding of tree preservation and replacements as part of local street renewal projects. This can include tree protection, tree removal, tree replacement, the addition of modular suspended pavement systems, and any other work within the limits of street renewals to protect, maintain or improve the urban canopy.

Subject to Council approval, a separate 2% property tax increase dedicated to regional and local road renewals is planned for 2024 to 2026, and 2028, with a 1.75% increase planned in 2029. In 2027, the 2% property tax increase will be dedicated to tax supported operations. The roads capital program will be funded by the Provincial Strategic Infrastructure Funding.

* N/A - No amounts have been included in the "Previous Budgets" due to this program's on-going nature.

***Regional Street Renewal Program***

The Regional Street Renewal program includes the renewal and reconstruction of the City's regional streets, sidewalks and recreational walkways/paths, as well as incorporating pedestrian and cycling facilities on regional street renewal projects where identified in the Winnipeg Pedestrian and Cycling Strategies. The program also funds the condition rating of regional streets. The purpose of this program is to maintain the level of service, structural integrity, and rideability of the transportation infrastructure network.

All Regional Street Renewal projects have a warranty period after substantial completion and/or in-service date for which costs may be incurred by the City. The Director of Public Works is authorized to establish projects to a maximum of $100,000 each to charge costs associated with warranty work should the related Regional Streets project be closed. The capital budget for the new project will be allocated from other surpluses within the program.

Any new projects using surplus funds in the 2024 Regional Street Renewal Program shall be approved by the Standing Policy Committee on Public Works.

A Regional Street Renewal Reserve (RSRR) was established in 2014 to increase investment in regional streets. On March 20, 2019, Council approved a change to the RSRR to include repair, renewal, and replacement of bridges. A separate 1% property tax increase planned until 2022 and 0.3% in 2023, will fund this reserve to ensure a dedicated funding stream for regional streets.

Use of the Regional Street Renewal Reserve for purposes other than regional street, sidewalk or bridge renewals requires approval of 2/3 of City Council.

On March 22, 2023, Council authorized first charges in the amount of $48.1 million on 2024 non-accelerated streets in 2023 or prior to the adoption of the 2024 capital budget to facilitate timely delivery of the projects.

With adoption of the 2024 Capital Budget, Council authorizes first charges in the amount of $70.705 million for 2025 regional streets in 2024 or prior to the adoption of the 2025 capital budget to facilitate timely delivery of the projects. Refer to Attachment 1 of the 2024 Budget - Council Recommendations for specific locations.

***Local Street Renewal Program***

Local Streets are all non-regional streets including residential streets, collector streets, industrial streets, and park streets. The Local Street Renewal program includes the renewal and reconstruction of the City's local streets, sidewalks, and alleys, as well as constructing new sidewalks on local street renewal projects where identified in the Winnipeg Pedestrian and Cycling Strategies or where the terms for New Non-Regional Sidewalks under the Pedestrian and Cycling Program are met. The program also funds the condition rating of streets, sidewalks, alleys and recreation walkways/paths. The purpose of this program is to maintain the level of service, structural integrity, and rideability of the transportation infrastructure network.

On November 20, 2013, Council amended the Local Improvement process by creating a pilot program for six years (2014-2019) whereby the City of Winnipeg will finance asphalt paving of granular lanes as local improvements to the maximum of 50% of the cost of the improvement; and approved that the $1 million Granular Lane Fund be used as a funding source for the City's share of the amended Local Improvement Program. On July 19th, 2018, Council approved a six year extension to this program (2020-2024). On December 15, 2021, Council extended the program to 2027. The approval of the annual budget will extend the program to the five-year capital forecast. A portion of the Granular Lane Improvement Program includes funding dedicated to the lane pulvimixing program: $350,000 (2024 & 2025), $1.0 million (2026 - 2029).

***Regional and Local Street Renewal (continued):***

On July 9, 2019, the City received notification from the Province of Manitoba of a one-time top-up transfer of $44.09 million in Federal Gas Tax (Canada Community-Building Fund) funds. $22.5 million will be allocated to 2019 projects, as approved by Council April 25, 2019. $20 million will be allocated to Local Street Renewals in 2020 and $1.59 million will be allocated to the Pedestrian and Cycling Program in 2020. During the 2020 budget process federal gas tax funding (Canada Community-Building Fund) was replaced with external debt to allow for reallocation to other capital projects. The City will borrow $20.0 million in 2020 to offset this reallocation and the Local Street Renewal Reserve will pay principal and interest charges on this new debt.

All Local Street Renewal projects have a warranty period after substantial completion and/or in-service date for which costs may be incurred by the City. The Director of Public Works is authorized to establish projects to a maximum of $100,000 each to charge costs associated with warranty work should the related Local Streets project be closed. The capital budget for the new project will be allocated from other surpluses within the program.

Any new projects using surplus funds in the 2024 Local Street Renewal Program shall be approved by the Standing Policy Committee on Public Works.

A Local Street Renewal Reserve (LSRR) was established in 2013 to increase investment in local streets, lanes and sidewalks. On March 20, 2019, Council approved a change to the LSRR to include the repair, renewal, and replacement of bridges. A separate 1% property tax increase planned until 2022 and 1.7% in 2023, will fund this reserve to ensure a dedicated funding stream for local streets.

Use of the Local Street Renewal Reserve for purposes other than local streets, alleys, sidewalk or bridge renewals requires approval of 2/3 of City Council.

As per recommendations B.1 and B.2 of the Road Construction Working Group Report, approved by Council on September 26, 2019, specific local streets are included in the program details. See next pages for program details.

| REGIONAL STREET RENEWAL PROGRAM<br>Authorization ($000's) | 2024 | 2025 | 2026 | 2027 | 2028 | 2029 | Six-Year Total |
|---|---|---|---|---|---|---|---|
| **Funding** | | | | | | | |
| Regional Street Renewal Reserve | 51,317 | 63,538 | 62,253 | 67,707 | 64,891 | 66,543 | 376,249 |
| Funding from Other Municipalities | 1,057 | | | | | | 1,057 |
| Frontage Levy | 14,780 | 11,626 | 13,800 | 17,800 | 17,800 | 17,800 | 93,606 |
| **Total Non-accelerated Regional Street Renewal Funding** | **67,154** | **75,164** | **76,053** | **85,507** | **82,691** | **84,343** | **470,912** |
| **Regional Street Renewals** | **63,860** | **72,015** | **67,627** | **63,084** | **60,212** | **61,726** | **388,524** |
| **Regional Accessibility Improvements:** | | | | | | | |
| Regional Sidewalk and Curb Renewals | 636 | 673 | 711 | 1,351 | 1,391 | 1,433 | 6,195 |
| Regional Paving of Granular Shoulders | 258 | 265 | 273 | 281 | 290 | 299 | 1,666 |
| **Downtown Streets:** | | | | | | | |
| Sidewalk, Curb, and Street Renewals | 800 | | | | 1,739 | 1,791 | 4,330 |
| Portage Place Revitalization Project | 700 | 1,500 | 1,500 | 1,500 | | | 5,200 |
| **Regional Provisional Maintenance:** | | | | | | | |
| Kenaston Blvd - Ness to Taylor | 103 | 106 | 109 | 113 | 116 | 119 | 666 |
| Trade Route Corridors - Planning & Design | | | 5,200 | | | | 5,200 |
| Pavement Management System | 100 | 100 | 100 | 100 | 100 | 100 | 600 |
| Rating Streets, Sidewalks, and Paths | 220 | | | 265 | | | 485 |
| Tree Preservation and Replacements | 477 | 505 | 533 | 1,013 | 1,043 | 1,075 | 4,646 |
| Frontage Levy Unallocated | | | | 17,800 | 17,800 | 17,800 | 53,400 |
| **Total Regional Street Renewal Program** | **67,154** | **75,164** | **76,053** | **85,507** | **82,691** | **84,343** | **470,912** |

***Regional and Local Street Renewal (continued):***

| LOCAL STREET RENEWAL PROGRAM<br>Authorization ($000's) | 2024 | 2025 | 2026 | 2027 | 2028 | 2029 | Six-Year Total |
|---|---|---|---|---|---|---|---|
| **Funding** | | | | | | | |
| Local Street Renewal Reserve | 67,900 | 75,757 | 80,292 | 26,285 | 90,832 | 96,711 | 437,777 |
| Canada Community-Building Fund | | 2,315 | | | | | 2,315 |
| Future Services Account | 200 | 200 | 200 | 200 | 200 | 200 | 1,200 |
| Frontage Levy | 3,020 | 6,174 | 4,000 | | | | 13,194 |
| External Debt | | 500 | | | | | 500 |
| Province of Manitoba Strategic Infrastructure Funding | | | | 58,315 | | | 58,315 |
| **Total Local Street Renewal Program Funding** | **71,120** | **84,946** | **84,492** | **84,800** | **91,032** | **96,911** | **513,301** |
| | | | | | | | |
| Industrial Streets | 15,178 | 12,511 | 11,836 | 12,148 | 12,468 | 12,796 | 76,937 |
| Parks Streets | | 225 | 2,250 | | | | 2,475 |
| Residential Streets | 44,490 | 59,879 | 49,538 | 47,200 | 49,566 | 51,186 | 301,859 |
| Alley Renewals | 3,911 | 5,357 | 12,091 | 14,045 | 18,088 | 21,712 | 75,204 |
| **Granular Roadway Improvements:** | | | | | | | |
| Type II Road Oiling | 618 | 637 | 656 | 675 | 696 | 716 | 3,998 |
| Granular Lane Improvement Program | 1,391 | 1,432 | 2,125 | 2,170 | 2,215 | 2,262 | 11,595 |
| **Sidewalks and Active Transportation Renewals:** | | | | | | | |
| Sidewalk Renewals on Local Streets - Various Locations | 1,060 | 1,122 | 3,278 | 4,502 | 4,637 | 4,776 | 19,375 |
| Recreational Walkways and Bike Pathway Renewals | 3,340 | 3,278 | 2,185 | 2,251 | 2,319 | 2,388 | 15,761 |
| Rating Streets, Sidewalks, Alleys, and Paths | 655 | | | 796 | | | 1,451 |
| Tree Preservation and Replacements | 477 | 505 | 533 | 1,013 | 1,043 | 1,075 | 4,646 |
| **Total Local Street Renewal Program** | **71,120** | **84,946** | **84,492** | **84,800** | **91,032** | **96,911** | **513,301** |
| **TOTAL REGIONAL & LOCAL STREET RENEWAL PROGRAM** | **138,274** | **160,110** | **160,545** | **170,307** | **173,723** | **181,254** | **984,213** |

## Regional and Local Street Renewal Location Listing

| REGIONAL STREET RENEWAL LOCATIONS<br>Authorization ($000's) | 2024 | 2025 | 2026 | 2027 | 2028 | 2029 | Six-Year Total |
|---|---|---|---|---|---|---|---|
| **Regional Street Renewals:** | | | | | | | |
| Selkirk Ave - Main to Salter | 500 | | | | | | 500 |
| University Cr - Pembina Hw to Chancellor Matheson Rd | 2,000 | | | | | | 2,000 |
| Inkster Blvd - Sheppard St to Main St * | 9,000 | 6,470 | | | | | 15,470 |
| Abinojii Mikanah Blvd - St. Anne's Rd to River Rd * | 6,940 | 4,910 | | | | | 11,850 |
| Grant Av EB - Stafford St to Rockwood St<br>Grant Av WB - Stafford St to Harrow St | 1,950 | | | | | | 1,950 |
| Downtown Streets: * | 490 | 8,640 | 7,290 | 14,795 | | | 31,215 |
| Carlton St | | | | | | | |
| Notre Dame to Ellice Av | | | | | | | |
| Portage Av to St. Mary Av | | | | | | | |
| York Av to Broadway | | | | | | | |
| Edmonton St - Broadway to Portage Av | | | | | | | |
| Hargrave St | | | | | | | |
| Notre Dame Av to Ellice Av | | | | | | | |
| St. Mary Av to Graham Av | | | | | | | |
| Kennedy St | | | | | | | |
| Cumberland Av to Ellice Av | | | | | | | |
| Portage Av to Broadway | | | | | | | |
| St Mary Av - Edmonton St to Memorial Bv | | | | | | | |
| York Av - Memorial Bv to Edmonton St | | | | | | | |
| McGregor St - Church Av to McAdam Av * | 3,900 | 3,900 | | | | | 7,800 |
| McGregor St / Partridge Av * | 5,040 | 5,040 | | | | | 10,080 |
| McGregor St - Seven Oaks Av to Leila Av<br>Partridge Av - McGregor St to Main St | | | | | | | |
| Taylor Av | 3,395 | | | | | | 3,395 |
| Taylor Av EB - Renfrew St to Borebank St<br>Taylor Av WB - Borebank St to Centennial St | | | | | | | |
| Dugald Rd / Plessis Rd * | 7,910 | 7,910 | | | | | 15,820 |
| Dugald Rd - Plessis Rd to 390 m east of Ravenhurst<br>Plessis Rd - #984 Plessis to Fermor Av | | | | | | | |
| St. Vital Bridge Renewal Roadworks | 13,000 | | | | | | 13,000 |
| Sargent Av / Ellice Av * | 3,855 | 2,630 | | | | | 6,485 |
| Sargent Av - Empress St to Erin St<br>Ellice Av - Erin St to Empress St | | | | | | | |
| Wellington Av - Empress St to Berry St | | | 2,535 | | | | 2,535 |
| Wilkes Av - Harstone Rd to PTH 100 | | 375 | 3,395 | | | | 3,770 |
| St. Anne's Rd - St. Mary's Rd to Fermor Av * | 600 | 5,255 | | | | | 5,855 |
| St. Mary's Rd - Fermor Av to Dakota St | | 600 | 5,435 | | | | 6,035 |
| Pembina Hwy SB - La Salle River to Perrault Av * | 690 | 6,185 | | | | | 6,875 |
| Corydon Av - Shaftesbury Blvd to Kenaston Blvd * | | 5,640 | | | | | 5,640 |
| Portage Av * | 590 | 5,300 | | | | | 5,890 |
| Portage Av WB - Sturgeon Rd to Cavalier Dr<br>Portage Av EB - David St to Westwood Dr<br>Portage Av EB - Banting Dr to Sturgeon Creek | | | | | | | |

***Regional and Local Street Renewal Location Listing (continued):***

| REGIONAL STREET RENEWAL LOCATIONS<br>Authorization ($000's) | 2024 | 2025 | 2026 | 2027 | 2028 | 2029 | Six-Year Total |
|---|---|---|---|---|---|---|---|
| Dufferin Av / McGregor St * | | 850 | 7,645 | | | | 8,495 |
| Dufferin Av - Powers St to McGregor St<br>McGregor St - Dufferin Av to Selkirk Av | | | | | | | |
| Lagimodiere Blvd/Concordia Ave Bridge Renewal Roadworks | | | 4,800 | | | | 4,800 |
| Pembina Hwy & Abinojii Mikanah Overpass Ramps * | | 5,000 | | | | | 5,000 |
| Market Lands Streets * | | 2,000 | 9,585 | 9,585 | | | 21,170 |
| Alexander Av - Princess St to Main St | | | | | | | |
| King St - William Av to Higgins Av | | | | | | | |
| James Av - King St to Main St | | | | | | | |
| Princess St - William Av to Higgins Av | | | | | | | |
| William Av - King St to Adelaide St | | | | | | | |
| 2027 Engineering | | | 4,500 | | | | 4,500 |
| Regional Street Renewals - Annual Program - Various locations to be identified | 4,000 | 1,310 | 22,442 | 38,704 | 60,212 | 61,726 | 188,394 |
| **Total Regional Street Renewals** | **63,860** | **72,015** | **67,627** | **63,084** | **60,212** | **61,726** | **388,524** |

* Request for first charges in 2024 or prior to the adoption of the 2025 Capital Budget

***Regional and Local Street Renewal Location Listing (continued):***

| LOCAL STREET RENEWAL LOCATIONS<br>Authorization ($000's) | 2024 | 2025 | 2026 | 2027 | 2028 | 2029 | Six-Year Total |
|---|---|---|---|---|---|---|---|
| **Industrial Streets:** | | | | | | | |
| Saskatchewan Av/Midland St - Sherwin Rd to to Notre Dame Av | * | | | | | | |
| Dudley Av - Daly St N to Pembina Hw | * | | | | | | |
| Daly St N - Pembina Hwy to Lorette Av | * | | | | | | |
| Lorette Av - Daly St N to Pembina Hw | * | | | | | | |
| Dudley Av - end to Daly St N | * | | | | | | |
| Harrow St - Harrow St E to Sparling Av | * | | | | | | |
| Sparling Av - Harrow St to end | * | | | | | | |
| Adamar Rd - Pembina Hw to end | * | | | | | | |
| Irene St - Clarence Av to Waller Av | * | | | | | | |
| Irene St - Waller Av to Sony Pl | * | | | | | | |
| Brady Rd - PTH 100 to Brady Road Landfill Access | * | | | | | | |
| Sanford St - Wellington Av to Sargent Av | * | | | | | | |
| Golspie St - Watt St to Munroe Av | * | | | | | | |
| Panet Rd - Talbot Av to Nairn Av | * | | | | | | |
| Panet Rd - N end to Talbot Av | * | | | | | | |
| Aikins St - Jarvis Av to Sutherland Av | | * | | | | | |
| Robinson St - Jarvis Av to Sutherland Av | | * | | | | | |
| Charles St - Jarvis Av to Sutherland Av | | * | | | | | |
| Langside St - Notre Dame Av to Cumberland Av | | * | | | | | |
| Quappelle Av - Kennedy St to Balmoral St | | * | | | | | |
| Owena St - Henry Av to Logan Av | | * | | | | | |
| Sherman St - Henry Av to Logan Av | | * | | | | | |
| Tecumseh St - Henry Av to Logan Av | | * | | | | | |
| Rupert Av - Main St to Martha St | | * | | | | | |
| Brookside Bv - Logan Av to Notre Dame Av | | * | | | | | |
| Brookside Bv - Logan Av to Omand's Creek Bv | | * | | | | | |
| Bangor Av - Notre Dame Av to St. James St | | * | | | | | |
| Orange St - Bangor Av to Dublin Av | | * | | | | | |
| Engineering Services for 2024 Projects | * | | | | | | |
| Engineering Services for 2025 Projects | * | | | | | | |
| Engineering Services for 2026 Projects | | * | | | | | |
| Engineering Services for 2027 Projects | | | * | | | | |
| **Sub-total Industrial Street Renewals & Various locations to be identified** | **15,178** | **12,511** | **11,836** | **12,148** | **12,468** | **12,796** | **76,937** |
| **Parks Streets** | | | | | | | |
| Westview Park | | | * | | | | |
| Garbage Hill Rd - Wellington Av to end | | | | | | | |
| King's Park | | | * | | | | |
| King's Park Dr - King's Dr to end | | | | | | | |
| Kilcona Park Roads | | | * | | | | |
| St. Vital Park | | | * | | | | |
| Centre Dr - Lake Rd to Perimeter Rd | | | | | | | |
| River Dr - Perimeter Rd to Perimeter Rd | | | | | | | |
| Perimeter Rd - River Rd to River Dr | | | | | | | |

***Regional and Local Street Renewal Location Listing (continued):***

| LOCAL STREET RENEWAL LOCATIONS<br>Authorization ($000's) | 2024 | 2025 | 2026 | 2027 | 2028 | 2029 | Six-Year Total |
|---|---|---|---|---|---|---|---|
| Engineering Services for 2026 Projects | | * | | | | | |
| **Sub-total Parks Street Renewals & Various locations to be identified** | **-** | **225** | **2,250** | **-** | **-** | **-** | **2,475** |
| **Residential Streets:** | | | | | | | |
| Cadiz By - Malone St to Buckle Dr | * | | | | | | |
| Westgrove Wy - Dale Bv to Dale Bv | * | | | | | | |
| Eldridge Av - Elmhurst Rd to Haney St | * | | | | | | |
| Ghent Cv - Mayfield Cr to end | * | | | | | | |
| Yarwood Av - end to Garfield St N | * | | | | | | |
| Lipton St - Portage Av to Westminster Av | * | | | | | | |
| Lipton St - Westminster Av to Wolseley Av | * | | | | | | |
| Lipton St - Westminster Av to Palmerston Av | * | | | | | | |
| Snowdon Av - Treger By to Molson St | * | | | | | | |
| Kullman St - Kimberly Av to Snowdon Av | * | | | | | | |
| Rudolph By - Snowdon Av to Snowdon Av | * | | | | | | |
| Norilyn By - Antrim Rd to Antrim Rd | * | | | | | | |
| Green Valley By - Louelda St (N Leg) to Louelda St (S Leg) | * | | | | | | |
| Dearborn Av - Brazier St to Lacy St | * | | | | | | |
| Lacy St - Gordon Av to end | * | | | | | | |
| Gordon Av - Stadacona St to Brazier St | * | | | | | | |
| Weatherdon Av - Arbuthnot St to Lilac St | * | | | | | | |
| Weatherdon Av - Lilac St to Stafford St | * | | | | | | |
| Nassau St S - McNaughton Av to Montague Av | * | | | | | | |
| Nassau St S - Jubilee Av to McNaughton Av | * | | | | | | |
| Montgomery Av - Fisher St to Casey St | * | | | | | | |
| Woodgrove St - Southwood Av to end | * | | | | | | |
| Wicklow St - Point Rd to North Dr | * | | | | | | |
| Wicklow St - North Dr to Waterford Av | * | | | | | | |
| Wicklow St - Waterford Av to Oakenwald Av | * | | | | | | |
| Wicklow St - Oakenwald Av to Dowker Av | * | | | | | | |
| Wicklow Pl - Dowker Av to end | * | | | | | | |
| Church Av - Charles St to Main St | * | | | | | | |
| Charles St - Machray Av to Church Av | * | | | | | | |
| Machray Av - Main St to Aikins St | * | | | | | | |
| Cochrane St - Inkster Bv to end | * | | | | | | |
| Cochrane St - Lansdowne Av to Inkster Bv | * | | | | | | |
| Lansdowne Av - Main St to St Cross St | * | | | | | | |
| McAdam Av EB - end to Scotia St | * | | | | | | |
| McAdam Av WB - Scotia St to end | * | | | | | | |
| Luxton Av - Scotia St to St Cross St | * | | | | | | |
| Luxton Av - Scotia St to end | * | | | | | | |
| Tranquility Cv - Gilmore Av to Summerfield Wy | * | | | | | | |
| Summerfield Wy - Gilmore Av to Gilmore Av | * | | | | | | |
| Fortier Av - Summerfield Wy to Pentland St | * | | | | | | |
| Carruthers Av - Airlies St to Sinclair St | * | | | | | | |
| Dahlia Av - Sinclair St to end | * | | | | | | |

***Regional and Local Street Renewal Location Listing (continued):***

| LOCAL STREET RENEWAL LOCATIONS<br>Authorization ($000's) | 2024 | 2025 | 2026 | 2027 | 2028 | 2029 | Six-Year Total |
|---|---|---|---|---|---|---|---|
| McAdam Av WB - Sinclair St to Arlington St | * | | | | | | |
| Hood Av - Scarfe St to Leahcrest Cr | * | | | | | | |
| Gunnell St - Logan Av to Alexander Av | * | | | | | | |
| Furby St - William Av to Bannatyne Av | * | | | | | | |
| Furby St - McDermot Av to Notre Dame Av | * | | | | | | |
| Pritchard Av - Chudley St to Railway St | * | | | | | | |
| Lismore Av - King Edward St to Oddy St | * | | | | | | |
| Mount Auburn By - Garton Av to Garton Av | * | | | | | | |
| Brock St - Mathers Av to Taylor Av | * | | | | | | |
| Queenston By (W Leg) - Mathers Av to Brock St | * | | | | | | |
| Edderton Av - Derek St to Beaumont St | * | | | | | | |
| Rosemount Av - Derek St to Beaumont St | * | | | | | | |
| Rosemount Av - Wynne St to Derek St | * | | | | | | |
| Rosemount By - Beaumont St to end | * | | | | | | |
| Edderton By - Beaumont St to end | * | | | | | | |
| Bayshore Cv- Beaverhill Bv to end | * | | | | | | |
| Courtwood Pl - Beaverhill Bv to end | * | | | | | | |
| Baywater Pl - Beaverhill Bv to Beaverhill Bv | * | | | | | | |
| Shamrock Dr (Frontage) - #98 to #70 | * | | | | | | |
| Lilian Av - Marion Pl to Cromwell St | * | | | | | | |
| Dumoulin St - Thibault St to Langevin St | * | | | | | | |
| Notre Dame St - Thibault St to St Jean Baptiste St | * | | | | | | |
| Champlain St - Niverville Av to St Mary's Rd | * | | | | | | |
| Caton St - Des Meurons St to St Mary's Rd | * | | | | | | |
| Freemont By - Fairlane Av to Fairlane Av | * | | | | | | |
| Gerrond By - Cavalier Dr to Cavalier Dr | * | | | | | | |
| Normandy Dr - Lumsden Av to Hollingsworth Av | * | | | | | | |
| Gibraltar By - Normandy Dr to Normandy Dr | * | | | | | | |
| Delorme By - Grandmont Bv to Grandmont Bv | * | | | | | | |
| Dorge Dr - Gendreau Av to Le Maire St | * | | | | | | |
| Westbourne Cr - Paddington Rd to Burland Av | * | | | | | | |
| Turnbull Dr - Pembina Hw to S City Limit | * | | | | | | |
| Dunraven Av - St Mary's Rd to Overton St | * | | | | | | |
| Overton St - Harrowby Av - Blenheim Av | * | | | | | | |
| Blenheim Av - St Anne's Rd to Des Meurons St | * | | | | | | |
| Sadler Av - St Anne's Rd to end | * | | | | | | |
| Wabasha St - Regent Av E to Pandora Av E | * | | | | | | |
| Kanata St - Ravelston Av E to Regent Av E | * | | | | | | |
| Kanata St - Regent Av E to Pandora Av E | * | | | | | | |
| Kern Dr - Kanata St to Roanoke St | * | | | | | | |
| Roanoke St - Melrose Av E to Pandora Av E | * | | | | | | |
| Melrose Av E - Leola St to end | * | | | | | | |
| Howard Kendel Pl - McLellan Dr to end | * | | | | | | |
| McMahon Pl - McLellan Dr to end | * | | | | | | |
| Scurfield Bv - #405 to #437 | * | | | | | | |
| Scurfield Bv - #424 to #460 | * | | | | | | |
| Scurfield Bv - #464 to #516 | * | | | | | | |

***Regional and Local Street Renewal Location Listing (continued):***

| LOCAL STREET RENEWAL LOCATIONS<br>Authorization ($000's) | 2024 | 2025 | 2026 | 2027 | 2028 | 2029 | Six-Year Total |
|---|---|---|---|---|---|---|---|
| Sandstone Pl - Scurfield Bv to end | * | | | | | | |
| Fleetwood Rd - #4 to #28 | * | | | | | | |
| Augusta Dr - Chancellor Dr to Lakeside Dr | * | | | | | | |
| Providence Pl - Augusta Dr to end | * | | | | | | |
| Greensboro By - Chancellor Dr to Augusta Dr | * | | | | | | |
| Augusta Dr - Chancellor Dr to Greensboro Sq | * | | | | | | |
| Greensboro Sq - Greensboro By to end | * | | | | | | |
| Montclair By - Lakeshore Rd to Lakeshore Rd | * | | | | | | |
| Hartford Av - Main St to McGregor Av | * | | | | | | |
| Wellington Av - Banning St to Dominion St | | * | | | | | |
| Alexander Av - Sherbrook St to Isabel St | | * | | | | | |
| Cromwell St - St. Mary's Rd to Lyndale Dr | | * | | | | | |
| Allard Av - St Charles St to Gagnon St | | * | | | | | |
| Allard Av - St Charles St to Buchanan Bv | | * | | | | | |
| Oxbow Bend Rd - Gagnon St to 200m W of Gagnon St | | * | | | | | |
| Oxbow Bend Rd - Gagnon St to St Charles St | | * | | | | | |
| Raquette St - Sansome Av to Browning Bv | | * | | | | | |
| Haultain Cr - Raquette St to Raquette St | | * | | | | | |
| Poole Cr - Shelley St to end | | * | | | | | |
| Aldrich Av - Shelley St to Wordsworth Wy | | * | | | | | |
| Westlund Wy - Oakdale Dr to McDowell Dr | | * | | | | | |
| McDowell Dr - Westlund Wy to Oakdale Dr | | * | | | | | |
| Blossom By - McDowell Dr to McDowell Dr | | * | | | | | |
| Alenbrook By (N Leg) - end to Oakdale Dr | | * | | | | | |
| McGee St - Ellice Av to St Matthews Av | | * | | | | | |
| Burnell St - Ellice Av to St Matthews Av | | * | | | | | |
| Huntleigh St - Portage Av to St Matthews Av | | * | | | | | |
| McMicken St - Sargent Av to Ellice Av | | * | | | | | |
| Dunrobin Av - Roch St to Brazier St | | * | | | | | |
| Dunrobin Av - Brazier St to Henderson Hw | | * | | | | | |
| Hershey St - Kimberly Av to end | | * | | | | | |
| Allan St - Thames Av to Tweed Av | | * | | | | | |
| Allan St - Tweed Av to Talbot Av | | * | | | | | |
| Allan St - Talbot Av to Nairn Av | | * | | | | | |
| Riverton Av - Allan St to Stadacona St | | * | | | | | |
| Simpson Av -Louelda St to London St | | * | | | | | |
| Carter Av - Pembina Hw to Lilac St | | * | | | | | |
| Hector Av - Wentworth St to Stafford St | | * | | | | | |
| Hector Av - Lilac St to Wentworth St | | * | | | | | |
| East Gate - Blanchard Av to West Gate | | * | | | | | |
| West Gate - Blanchard Av to Middle Gate | | * | | | | | |
| Blanchard Av - West Gate to Middle Gate | | * | | | | | |
| Middle Gate - Cornish Av to East Gate | | * | | | | | |
| St Anthony Av - Parr St to McGregor St | | * | | | | | |
| St Anthony Av - Andrews St to McGregor St | | * | | | | | |
| Perth Av - Parr St to McGregor St | | * | | | | | |

***Regional and Local Street Renewal Location Listing (continued):***

| LOCAL STREET RENEWAL LOCATIONS<br>Authorization ($000's) | 2024 | 2025 | 2026 | 2027 | 2028 | 2029 | Six-Year Total |
|---|---|---|---|---|---|---|---|
| McKenzie St - Atlantic Av to Polson Av | | * | | | | | |
| McKenzie St - Atlantic Av to Cathedral Av | | * | | | | | |
| McKenzie St - Cathedral Av to Machray Av | | * | | | | | |
| Prince Edward St - Barber St to Rover Av | | * | | | | | |
| McFarlane St N - Rover Av to Sutherland Av | | * | | | | | |
| Beeston Dr - Seaforth Av to Seaforth Av | | * | | | | | |
| Seaforth Av - Aikins St to Main St | | * | | | | | |
| Kingsford Av - Rothesay St to Roch St | | * | | | | | |
| Corinne St - Mark Pearce Av to Oakland Av | | * | | | | | |
| De Vries Av - Ragsdill Rd to McIvor Av | | * | | | | | |
| De Vries Av - Headmaster Rw to Ragsdill Rd | | * | | | | | |
| Callum Cr - Donwood Dr to Donwood Dr | | * | | | | | |
| Dunits Dr - Jim Smith Dr to end | | * | | | | | |
| Dunits Dr - Dunits Dr to Springfield Rd | | * | | | | | |
| Ambergate Dr (Frontage) - #4 to #36 | | * | | | | | |
| Ambergate Dr (Frontage) - #3 to #63 | | * | | | | | |
| Ambergate Dr (Frontage) - #44 to #76 | | * | | | | | |
| Blechner Dr - Adsum Dr to Pipeline Rd | | * | | | | | |
| Marnie Pl - Jefferson Av to Blechner Dr | | * | | | | | |
| Whyte Av - Bury St to Quelch St | | * | | | | | |
| Whyte Av - Quelch St to Vine St | | * | | | | | |
| Bury St - Irysh Av to Whyte Av | | * | | | | | |
| Irysh Av - Bury St to Blake St | | * | | | | | |
| Radford St - Mountain Av to College Av | | * | | | | | |
| Battery St - Redwood Av to Aberdeen Av | | * | | | | | |
| Mountain Av - McPhillips St to Fife St | | * | | | | | |
| Beacon St - Logan Av to Alexander Av | | * | | | | | |
| Elgin Av - Sherbrook St to Isabel St | | * | | | | | |
| Kate St - Elgin Av to William Av | | * | | | | | |
| Beaverbrook St - Grant Av to Taylor Av | | * | | | | | |
| Lanark St (Bay) - #821 to #851 | | * | | | | | |
| Lanark St (Bay) - #789 to #817 | | * | | | | | |
| Lanark St - Mathers Av to Taylor Av | | * | | | | | |
| Marshall Cr - Waller Av to Clarence Av | | * | | | | | |
| Waller Av - Vincent St to Pembina Hw | | * | | | | | |
| Paterson St - Lochmoor Av to E end | | * | | | | | |
| Lomond Bv - Paterson St to Paterson St | | * | | | | | |
| Surfside Cr - Desjardins Dr to De La Seigneurie Bv | | * | | | | | |
| Surfside Cr (Frontage) - #19 to #47 | | * | | | | | |
| Desjardins Dr (Frontage) - #127 to #167 | | * | | | | | |
| Huppe By - Island Shore Bv to Island Shore Bv | | * | | | | | |
| Jubinville By - Betournay St to Betournay St | | * | | | | | |
| Westmount Dr - Cottonwood Rd to Cottonwood Rd | | * | | | | | |
| Maywood Rd - Cottonwood Rd to Westmount Dr | | * | | | | | |
| Heather Rd - Harper Av to Betournay St | | * | | | | | |
| Heather Rd - Betournay St to Winakwa Rd | | * | | | | | |
| Ashdale Av - Lyndale Dr to Highfield St | | * | | | | | |

***Regional and Local Street Renewal Location Listing (continued):***

| LOCAL STREET RENEWAL LOCATIONS<br>Authorization ($000's) | 2024 | 2025 | 2026 | 2027 | 2028 | 2029 | Six-Year Total |
|---|---|---|---|---|---|---|---|
| Willow Point Rd - Pebble Beach Rd to Willowlake Cr | | * | | | | | |
| Pebblewood Ln - 36 Pebblewood Ln to Heritage Bv | | * | | | | | |
| Marjorie St - Ness Av to Portage Av | | * | | | | | |
| Brooklyn St - Silver Av to Ness Av | | * | | | | | |
| Brooklyn St - Ness Av to Portage Av | | * | | | | | |
| Grimston Rd - Valence Av to Valence Av | | * | | | | | |
| Chatham Pl - Morningside Dr to end | | * | | | | | |
| Morningside Dr - Rochester Av to Valence Av | | * | | | | | |
| Valence Av - Rochester Av to Rochester Av | | * | | | | | |
| Hastings Bv - Dunkirk Dr to end | | * | | | | | |
| Barrington Av - Dunkirk Dr to Pulberry St | | * | | | | | |
| Barrington Av - Dunkirk Dr to St Mary's Rd | | * | | | | | |
| St David Rd - Fermor Av to Havelock Av | | * | | | | | |
| St David Pl - St David Rd to St David Rd | | * | | | | | |
| Thorndale Av - St David Rd to St Mary's Rd | | * | | | | | |
| Gillies Cr - Hatcher Rd to Hatcher Rd | | * | | | | | |
| McMullen Cr - Hatcher Rd to Hatcher Rd | | * | | | | | |
| Dzyndra Cr - Bournais Dr to Hatcher Rd | | * | | | | | |
| Sims Cr - Hatcher Rd to Hatcher Rd | | * | | | | | |
| Marcus Pl - Whiteway Rd to end | | * | | | | | |
| Whiteway Rd - Sanford Fleming Rd to Clouston Dr | | * | | | | | |
| Bayview Pl - Paulley Dr to McMeans Av E | | * | | | | | |
| Paulley Dr - Dowling Ave E to Redonda St | | * | | | | | |
| Dartmouth Dr - Snow St to Pembina Hw | | * | | | | | |
| Snow St - Markham Rd to Dartmouth Dr | | * | | | | | |
| Snow St - Dartmouth Dr to end | | * | | | | | |
| Markham Rd - Snow St to Pembina Hw | | * | | | | | |
| Alumni Pl - Chancellor Dr to Chancellor Dr | | * | | | | | |
| Chancellor Dr - Markham Rd to 435 m east of Markham Rd | | * | | | | | |
| Brock St - Grant Av to Mathers Av | | | * | | | | |
| Rover Av - Barber St to Hallet St | | | * | | | | |
| Rover Av - Angus St to Annabella St | | | * | | | | |
| Rover Av - Barber St to Disraeli St | | | * | | | | |
| Engineering Services on 2024 Projects | * | | | | | | |
| Engineering Services on 2025 Projects | * | | | | | | |
| Engineering Services on 2026 Projects | | * | | | | | |
| Engineering Services on 2027 Projects | | | * | | | | |
| **Sub-total Residential Street Renewals & Various locations to be identified** | **44,490** | **59,879** | **49,538** | **47,200** | **49,566** | **51,186** | **301,859** |

***Regional and Local Street Renewal Location Listing (continued):***

| LOCAL STREET RENEWAL LOCATIONS<br>Authorization ($000's) | 2024 | 2025 | 2026 | 2027 | 2028 | 2029 | Six-Year Total |
|---|---|---|---|---|---|---|---|
| **Alley Renewals:** | | | | | | | |
| Cumberland Av/Ellice Av from Hargrave St to Donald St | * | | | | | | |
| Cumberland Av/Quappelle Av from Carlton St to Hargrave St | * | | | | | | |
| Donald St/Smith St from Donald St to Ellice Av | * | | | | | | |
| Carlton St/Hargrave St from Notre Dame Av to Cumberland Av | * | | | | | | |
| Sargent Av/Ellice Av from Langside St to Young St | * | | | | | | |
| Preston Av/Westminster Av from Ruby St to Lenore St | * | | | | | | |
| Main St/Fowler St from Anderson Av to St Johns Av | * | | | | | | |
| Wynford Dr/Wynford Dr from Ainsdale Wy to Wynford Dr | * | | | | | | |
| Baylor Av/Greyfriars Rd from Killarney Av to Loyola By | | * | | | | | |
| Nassau St S/Osborne St from Walker Av to Rathgar Av | | * | | | | | |
| Kennedy St/Edmonton St from St Mary Av to York Av | | * | | | | | |
| Nassau St S/Osborne St from Kylemore Av to Walker Av | | * | | | | | |
| Guelph St/Harrow St from Garwood Av to Dudley Av | | * | | | | | |
| Hudson St/Pembina Hw from Clarence Av to Boston Av | | * | | | | | |
| Corydon Av/Fleet Av from Oxford St to Cambridge St | | * | | | | | |
| Guelph St/Harrow St from Grosvenor Av to Dorchester Av | | * | | | | | |
| Hudson St/Pembina Hw from Howard Av to Clarence Av | | * | | | | | |
| Engineering Services on 2024 Projects | * | | | | | | |
| Engineering Services on 2025 Projects | * | | | | | | |
| Engineering Services on 2026 Projects | | * | | | | | |
| **Sub-total Alley Renewals & various locations to be identified** | **3,911** | **5,357** | **12,741** | **14,695** | **18,738** | **22,362** | **77,804** |
| **Total Local Street Renewals** | **63,579** | **77,972** | **76,365** | **74,043** | **80,772** | **86,344** | **459,075** |

***Regional and Local Street Renewal Location Listing (continued):***

Request for First Charges in 2024 or Prior to the Adoption of the 2025 Capital Budget

| REGIONAL STREET RENEWAL LOCATIONS<br>Authorization ($000's) | 2025 |
|---|---|
| **Regional Street Renewals:** | |
| Inkster Blvd - Sheppard St to Main St | 6,470 |
| Abinojii Mikanah Blvd - St. Anne's Rd to River Rd | 4,910 |
| Downtown Streets: | 8,640 |
| Carlton St | |
| Notre Dame to Ellice Av | |
| Portage Av to St. Mary Av | |
| York Av to Broadway | |
| Edmonton St - Broadway to Portage Av | |
| Hargrave St | |
| Notre Dame Av to Ellice Av | |
| St. Mary Av to Graham Av | |
| Kennedy St | |
| Cumberland Av to Ellice Av | |
| Portage Av to Broadway | |
| St Mary Av - Edmonton St to Memorial Bv | |
| York Av - Memorial Bv to Edmonton St | |
| McGregor St - Church Av to McAdam Av | 3,900 |
| McGregor St / Partridge Av | 5,040 |
| McGregor St - Seven Oaks Av to Leila Av | |
| Partridge Av - McGregor St to Main St | |
| Dugald Rd / Plessis Rd | 7,910 |
| Dugald Rd - Plessis Rd to 390 m east of Ravenhurst | |
| Plessis Rd - #984 Plessis to Fermor Av | |
| Sargent Av / Ellice Av | 2,630 |
| Sargent Av - Empress St to Erin St | |
| Ellice Av - Erin St to Empress St | |
| Wilkes Av - Harstone Rd to PTH 100 | 375 |
| St. Anne's Rd - St. Mary's Rd to Fermor Av | 5,255 |
| St. Mary's Rd - Fermor Av to Dakota St | 600 |
| Pembina Hwy SB - La Salle River to Perrault Av | 6,185 |
| Corydon Av - Shaftesbury Blvd to Kenaston Blvd | 5,640 |
| Portage Av | 5,300 |
| Portage Av WB - Sturgeon Rd to Cavalier Dr | |
| Portage Av EB - David St to Westwood Dr | |
| Portage Av EB - Banting Dr to Sturgeon Creek | |
| Dufferin Av / McGregor St | 850 |
| Dufferin Av - Powers St to McGregor St | |
| McGregor St - Dufferin Av to Selkirk Av | |
| Pembina Hwy & Abinojii Mikanah Overpass Ramps | 5,000 |
| Market Lands Streets | 2,000 |
| Alexander Av - Princess St to Main St | |
| King St - William Av to Higgins Av | |
| James Av - King St to Main St | |
| Princess St - William Av to Higgins Av | |
| William Av - King St to Adelaide St | |
| **Total Regional Street Renewal First Charges** | **70,705** |

Project Name: **Waterway Crossing and Grade Separations - Annual Program**

Standing Policy Committee: Public Works

Department: Public Works
Project: 1805000124

Service: Roadway Construction and Maintenance
OurWinnipeg: City Building

| AUTHORIZATION | Previous Budgets | 2024 Estimate | FORECAST 2025 | 2026 | 2027 | 2028 | 2029 | Five-Year Forecast Total | Six-Year Total |
|---|---|---|---|---|---|---|---|---|---|
| Project Costs ($000's) | N/A * | 3,000 | 3,549 | 3,900 | 3,290 | 14,860 | 29,699 | 55,298 | 58,298 |
| Financed by: | | | | | | | | | |
| Frontage Levy | | | | | | 972 | 1,375 | 2,347 | 2,347 |
| Local Street Renewal Reserve | | 1,095 | 595 | 295 | 300 | 250 | 250 | 1,690 | 2,785 |
| Regional Street Renewal Reserve | | 850 | 350 | 50 | | 13,301 | 26,750 | 40,451 | 41,301 |
| Province of Manitoba Strategic Infrastructure Funding | | 800 | 1,299 | 2,400 | 2,000 | | | 5,699 | 6,499 |
| Canada Community-Building Fund | | 255 | 1,305 | 1,155 | 990 | 337 | 1,324 | 5,111 | 5,366 |

| CASH FLOW | 2024 | 2025 | 2026 | 2027 | 2028 | 2029 | Beyond 2029 | Total |
|---|---|---|---|---|---|---|---|---|
| Project Costs ($000's) | 2,550 | 3,467 | 3,848 | 3,382 | 13,125 | 27,474 | 4,452 | 58,298 |
| Financed by: | | | | | | | | |
| Frontage Levy | | | | | 826 | 1,315 | 206 | 2,347 |
| Local Street Renewal Reserve | 930 | 670 | 340 | 299 | 258 | 250 | 38 | 2,785 |
| Regional Street Renewal Reserve | 723 | 425 | 95 | 8 | 11,306 | 24,733 | 4,011 | 41,301 |
| Province of Manitoba Strategic Infrastructure Funding | 680 | 1,224 | 2,235 | 2,060 | 300 | | | 6,499 |
| Canada Community-Building Fund | 217 | 1,148 | 1,178 | 1,015 | 435 | 1,176 | 197 | 5,366 |

| NET OPERATING IMPACT ($000's) | 2024 | 2025 | 2026 | 2027 | 2028 | 2029 |
|---|---|---|---|---|---|---|
| Operating costs | | | | | | |
| Debt and finance charges | | | | | | |
| Transfer to General Capital Fund | | | | | | |
| **Total Direct Costs** | - | - | - | - | - | - |
| Less: Incremental Revenue/Recovery | 65 | 65 | 57 | 48 | 348 | 626 |
| **Net Cost/(Benefit)** | (65) | (65) | (57) | (48) | (348) | (626) |
| **Incremental Full Time Equivalent Positions** | - | - | - | - | - | - |

Class Estimate: Not applicable, as this is a program

Strategic Priority Action Plan alignment: None

Annual program to carry out reactive and emergency repairs, preventative maintenance, improvements, major repairs, rehabilitation or replacement of existing bridges, overpasses, underpasses, culverts and related bridge infrastructure, ensuring continued and continuous service of these facilities to the maximum practical extent.

Priority planned projects, subject to prioritized emergency, reactive and preventative maintenance needs of bridge infrastructure within existing budgets include:

- Arlington Bridge emergency repairs
- Pembina Highway (LaSalle River) Bridges resurfacing and approach roadworks
- Main Street/Norwood Bridges repairs
- Charleswood Bridge resurfacing and roadworks

Project list and timing is subject to change due to operational requirements, unexpected urgent needs, and planned project costs.

***Waterway Crossing and Grade Separations - Annual Program (continued):***

Funding of approximately $26.0 million in 2029 will be allocated to a major bridge renewal at either Arlington Bridge Overpass, Louise Bridge, or the St. James Bridges. Ongoing studies are anticipated to be completed in 2024 to support the prioritization of these projects.

On March 20, 2019, Council approved a change to the Local Street Renewal and Regional Street Renewal reserves to include the repair, renewal, and/or replacement of bridges as an eligible expense to be funded from these reserves.

With adoption of the 2024 Capital Budget, Council authorizes first charges in the amount of $3.549 million in 2024 or prior to the adoption of the 2025 capital budget to facilitate timely delivery of the projects.

* N/A - No amounts have been included in the "Previous Budgets" due to this program's on-going nature.

Project Name: **Pembina Highway Overpass (Abinojii Mikanah) Rehabilitation**

Standing Policy Committee: Public Works

Department: Public Works
Project: 1805002524

Service: Roadway Construction and Maintenance
OurWinnipeg: City Building

| AUTHORIZATION | Previous Budgets | 2024 Estimate | FORECAST 2025 | 2026 | 2027 | 2028 | 2029 | Five-Year Forecast Total | Six-Year Total |
|---|---|---|---|---|---|---|---|---|---|
| Project Costs ($000's) | - | 2,000 | 17,400 | - | - | - | - | 17,400 | 19,400 |
| Financed by: | | | | | | | | | |
| Regional Street Renewal Reserve | | 621 | | | | | | - | 621 |
| Province of Manitoba Strategic Infrastructure Funding | | 500 | 4,399 | | | | | 4,399 | 4,899 |
| Canada Community-Building Fund | | 879 | 13,001 | | | | | 13,001 | 13,880 |

| CASH FLOW | 2024 | 2025 | 2026 | 2027 | 2028 | 2029 | Beyond 2029 | Total |
|---|---|---|---|---|---|---|---|---|
| Project Costs ($000's) | 1,700 | 15,090 | 2,610 | - | - | - | - | 19,400 |
| Financed by: | | | | | | | | |
| Regional Street Renewal Reserve | 528 | 93 | | | | | | 621 |
| Province of Manitoba Strategic Infrastructure Funding | 425 | 3,814 | 660 | | | | | 4,899 |
| Canada Community-Building Fund | 747 | 11,183 | 1,950 | | | | | 13,880 |

| NET OPERATING IMPACT ($000's) | 2024 | 2025 | 2026 | 2027 | 2028 | 2029 |
|---|---|---|---|---|---|---|
| Operating costs | | | | | | |
| Debt and finance charges | | | | | | |
| Transfer to General Capital Fund | | | | | | |
| **Total Direct Costs** | - | - | - | - | - | - |
| Less: Incremental Revenue/Recovery | | 101 | 1 | | | |
| **Net Cost/(Benefit)** | - | (101) | (1) | - | - | - |
| **Incremental Full Time Equivalent Positions** | - | - | - | - | - | - |

Class Estimate: See table below

| | 2024 | 2025 | 2026 | 2027 | 2028 | 2029 |
|---|---|---|---|---|---|---|
| **Class Estimate** | **4** | **5** | | | | |
| **Authorization ($000's)** | | | | | | |
| Preliminary Design | 2,000 | | | | | |
| Detailed Design & Construction | | 17,400 | | | | |

Strategic Priority Action Plan alignment: None

The overpass on Pembina Highway over Abinojii Mikanah requires bridge deck rehabilitation, including reconstruction of the exit loop ramps. The timeline for feasibility, preliminary design, and detailed design and construction is noted in the class estimate table above.

Note that construction of a pedestrian-cycling overpass over Pembina Highway, connecting legs of the Abinojii Mikanah Greenway, is not included in the project scope.

An additional $5 million for roadworks is funded from the Regional and Local Street Renewal Program in 2025.

The rehabilitated structure will provide an additional 50 years of service life and the new pedestrian overpass structure will provide a service life of 75 years.

***Pembina Highway Overpass (Abinojii Mikanah) Rehabilitation (continued):***

On March 20, 2019, Council approved a change to the Local Street Renewal and Regional Street Renewal reserves to include the repair, renewal, and/or replacement of bridges as an eligible expense to be funded from these reserves.

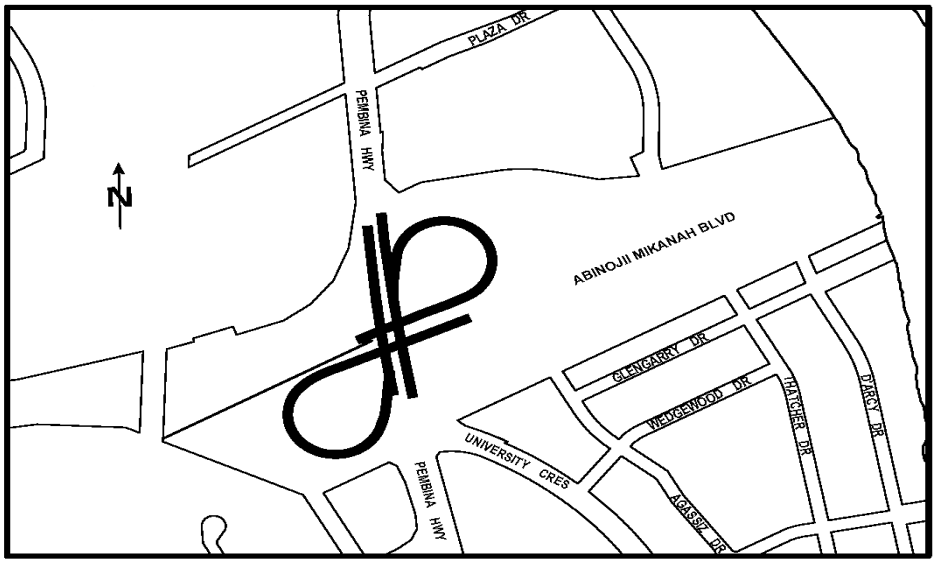

Project Name: **Osborne Street Underpass**

Standing Policy Committee: Public Works

Department: Public Works
Project: 1805002325

Service: Roadway Construction and Maintenance
OurWinnipeg: Environmental Resilience

| AUTHORIZATION | Previous Budgets | 2024 Estimate | FORECAST 2025 | 2026 | 2027 | 2028 | 2029 | Five-Year Forecast Total | Six-Year Total |
|---|---|---|---|---|---|---|---|---|---|
| Project Costs ($000's) | - | - | 1,100 | - | - | 1,500 | - | 2,600 | 2,600 |
| Financed by: | | | | | | | | | |
| Regional Street Renewal Reserve | | | | | | 1,500 | | 1,500 | 1,500 |
| Province of Manitoba Strategic Infrastructure Funding | | | 500 | | | | | 500 | 500 |
| Canada Community-Building Fund | | | 600 | | | | | 600 | 600 |

| CASH FLOW | 2024 | 2025 | 2026 | 2027 | 2028 | 2029 | Beyond 2029 | Total |
|---|---|---|---|---|---|---|---|---|
| Project Costs ($000's) | - | 935 | 165 | - | 1,275 | 225 | - | 2,600 |
| Financed by: | | | | | | | | |
| Regional Street Renewal Reserve | | | | | 1,275 | 225 | | 1,500 |
| Province of Manitoba Strategic Infrastructure Funding | | 425 | 75 | | | | | 500 |
| Canada Community-Building Fund | | 510 | 90 | | | | | 600 |

| NET OPERATING IMPACT ($000's) | 2024 | 2025 | 2026 | 2027 | 2028 | 2029 |
|---|---|---|---|---|---|---|
| Operating costs | | | | | | |
| Debt and finance charges | | | | | | |
| Transfer to General Capital Fund | | | | | | |
| **Total Direct Costs** | - | - | - | - | - | - |
| Less: Incremental Revenue/Recovery | | | | | | |
| **Net Cost/(Benefit)** | - | - | - | - | - | - |
| **Incremental Full Time Equivalent Positions** | - | - | - | - | - | - |

Class Estimate: See table below

| | 2024 | 2025 | 2026 | 2027 | 2028 | 2029 |
|---|---|---|---|---|---|---|
| **Class Estimate** | | **4** | | | **5** | |
| **Authorization ($000's)** | | | | | | |
| Preliminary Design | | 1,100 | | | | |
| Detailed Design & Construction | | | | | 1,500 | |

Strategic Priority Action Plan alignment: None

The scope of work for this project is to examine cost effective functional design alternatives for an active transportation grade separation, in the vicinity of the existing Osborne Street Underpass, to address a gap in the Active Transportation Network to cross the Canadian National Railway mainline. In addition, functional design will be undertaken to review rehabilitation of the existing Osborne underpass to address deficiencies in land drainage, vertical clearance, pavement condition, and traffic operations through the Osborne/Pembina/Corydon/Donald intersection. Detailed design is anticipated to commence in 2028.

***Osborne Street Underpass (continued):***

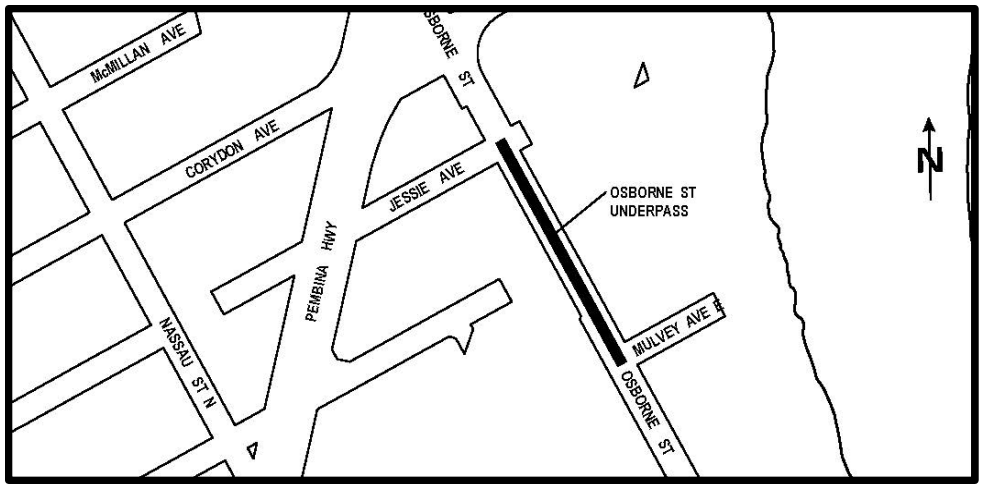

Project Name: **St. Vital Bridge Rehabilitation**

Standing Policy Committee: Public Works

Department: Public Works
Project: 1805002721

Service: Roadway Construction and Maintenance
OurWinnipeg: City Building

| AUTHORIZATION | Previous Budgets | 2024 Estimate | FORECAST 2025 | 2026 | 2027 | 2028 | 2029 | Five-Year Forecast Total | Six-Year Total |
|---|---|---|---|---|---|---|---|---|---|
| Project Costs ($000's) | 23,674 | 23,200 | - | - | - | - | - | - | 23,200 |
| Financed by: | | | | | | | | | |
| Regional Street Renewal Reserve | | 4,000 | | | | | | - | 4,000 |
| Province of Manitoba Strategic Infrastructure Funding | | 5,607 | | | | | | - | 5,607 |
| Canada Community-Building Fund | | 13,593 | | | | | | - | 13,593 |

| CASH FLOW | 2024 | 2025 | 2026 | 2027 | 2028 | 2029 | Beyond 2029 | Total |
|---|---|---|---|---|---|---|---|---|
| Project Costs ($000's) | 19,719 | 3,481 | - | - | - | - | - | 23,200 |
| Financed by: | | | | | | | | |
| Regional Street Renewal Reserve | 3,400 | 600 | | | | | | 4,000 |
| Province of Manitoba Strategic Infrastructure Funding | 4,765 | 842 | | | | | | 5,607 |
| Canada Community-Building Fund | 11,554 | 2,039 | | | | | | 13,593 |

| NET OPERATING IMPACT ($000's) | 2024 | 2025 | 2026 | 2027 | 2028 | 2029 |
|---|---|---|---|---|---|---|
| Operating costs | | | | | | |
| Debt and finance charges | | | | | | |
| Transfer to General Capital Fund | | | | | | |
| **Total Direct Costs** | - | - | - | - | - | - |
| Less: Incremental Revenue/Recovery | 68 | 12 | | | | |
| **Net Cost/(Benefit)** | (68) | (12) | - | - | - | - |
| **Incremental Full Time Equivalent Positions** | - | - | - | - | - | - |

Class Estimate: 1

Strategic Priority Action Plan alignment: None

The St. Vital Bridge (Red River) connecting Osborne Street to Dunkirk Drive will require bridge deck rehabilitation, including marginal widening, to better accommodate pedestrian and cycling requirements. Construction is expected to be staged over a two-year period from 2023 to 2024. The major benefit of constructing this project includes maintaining required service levels related to bridge condition, roadside safety, and accessibility requirements. Significant risks associated with constructing this project include project delays due to seasonal river access. Significant risks of not constructing or deferring the project include inability to maintain quality level of service. The rehabilitated structure will provide an additional 50 years of service life.

$13 million in roadworks renewals is forecasted within the Regional and Local Street Renewal Program in 2024.

On March 22, 2023, Council authorized a first charge on the 2024 budget in the amount of $23.2 million in 2023, or prior to the adoption of the 2024 capital budget, to facilitate timely delivery of the project.

***St. Vital Bridge Rehabilitation (continued):***

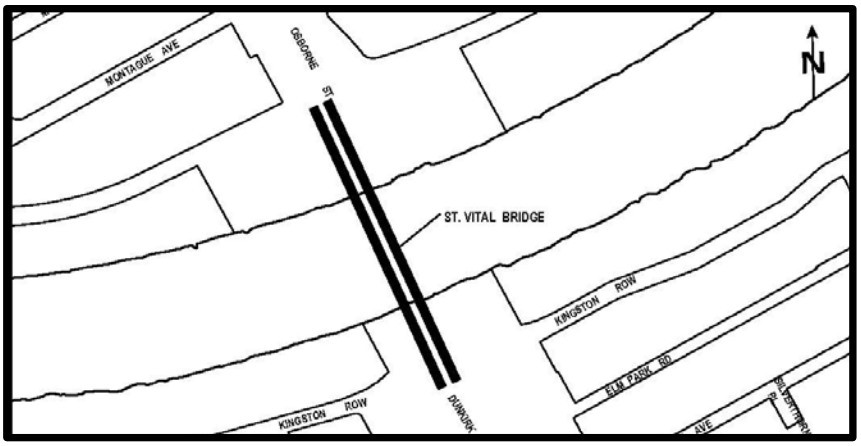

Project Name: **Lagimodiere Twin Overpasses Rehabilitation (Concordia Avenue & CPR Keewatin)**

Standing Policy Committee: Public Works

Department: Public Works
Project: 1805002122

Service: Roadway Construction and Maintenance
OurWinnipeg: City Building

| AUTHORIZATION | Previous Budgets | 2024 Estimate | FORECAST 2025 | 2026 | 2027 | 2028 | 2029 | Five-Year Forecast Total | Six-Year Total |
|---|---|---|---|---|---|---|---|---|---|
| Project Costs ($000's) | 2,000 | 2,000 | - | 20,000 | 15,742 | - | - | 35,742 | 37,742 |
| Financed by: | | | | | | | | | |
| Regional Street Renewal Reserve | | | | 7,282 | 10,000 | | | 17,282 | 17,282 |
| Province of Manitoba Strategic Infrastructure Funding | | 700 | | 3,173 | 1,981 | | | 5,154 | 5,854 |
| Canada Community-Building Fund | | 1,300 | | 9,545 | 3,761 | | | 13,306 | 14,606 |

| CASH FLOW | 2024 | 2025 | 2026 | 2027 | 2028 | 2029 | Beyond 2029 | Total |
|---|---|---|---|---|---|---|---|---|
| Project Costs ($000's) | 1,700 | 300 | 17,000 | 16,381 | 2,361 | - | - | 37,742 |
| Financed by: | | | | | | | | |
| Regional Street Renewal Reserve | | | 6,190 | 9,592 | 1,500 | | | 17,282 |
| Province of Manitoba Strategic Infrastructure Funding | 595 | 105 | 2,697 | 2,160 | 297 | | | 5,854 |
| Canada Community-Building Fund | 1,105 | 195 | 8,113 | 4,629 | 564 | | | 14,606 |

| NET OPERATING IMPACT ($000's) | 2024 | 2025 | 2026 | 2027 | 2028 | 2029 |
|---|---|---|---|---|---|---|
| Operating costs | | | | | | |
| Debt and finance charges | | | | | | |
| Transfer to General Capital Fund | | | | | | |
| **Total Direct Costs** | - | - | - | - | - | - |
| Less: Incremental Revenue/Recovery | | | 223 | 193 | 30 | |
| **Net Cost/(Benefit)** | - | - | (223) | (193) | (30) | - |
| **Incremental Full Time Equivalent Positions** | - | - | - | - | - | - |

Class Estimate: See table below

| | 2024 | 2025 | 2026 | 2027 | 2028 | 2029 |
|---|---|---|---|---|---|---|
| **Class Estimate** | **4** | | **5** | **5** | | |
| **Authorization ($000's)** | | | | | | |
| Preliminary Design | 2,000 | | | | | |
| Detailed Design & Construction | | | 20,000 | 15,742 | | |

Strategic Priority Action Plan alignment: None

This project includes major rehabilitation of the Lagimodiere Twin Overpasses over Concordia Avenue and the Canadian Pacific Railway (CPR) Keewatin rail lines. Improvements to traffic capacity and roadside safety will be determined as part of a preliminary design study. The timeline for preliminary design and detailed design and construction is noted in the class estimate table above. Construction is forecasted to take place over a two-year period from 2026 to 2027 with a total project class 5 estimate of $39.7 million. The major benefit of constructing this project includes maintaining current levels of service related to bridge capacity and condition. Significant risks associated with constructing this project include project delays related to railway coordination. Significant risks of not constructing or deferring the project include inability to maintain quality level of service. The rehabilitated structure will provide an additional 50 years of service life.

***Lagimodiere Twin Overpasses Rehabilitation (Concordia Avenue & CPR Keewatin) (continued):***

Construction will not commence until a class 3 estimate is obtained.

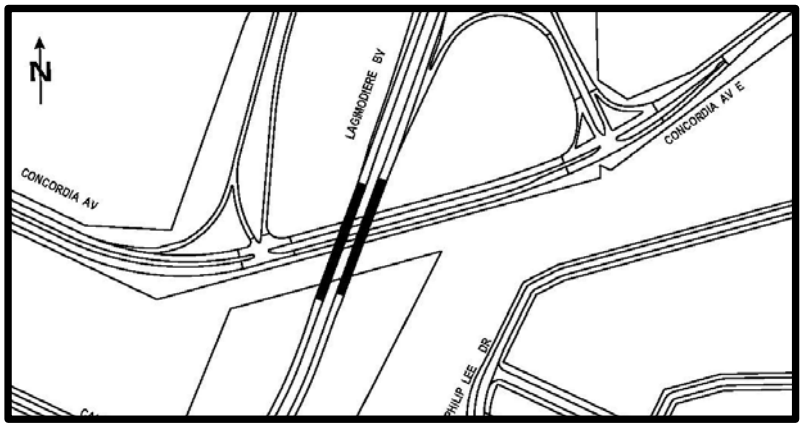

Project Name: **Ness Culvert Replacement**

Standing Policy Committee: Public Works

Department: Public Works
Project: 1805002828

Service: Roadway Construction and Maintenance
OurWinnipeg: City Building

| AUTHORIZATION | Previous Budgets | 2024 Estimate | FORECAST 2025 | 2026 | 2027 | 2028 | 2029 | Five-Year Forecast Total | Six-Year Total |
|---|---|---|---|---|---|---|---|---|---|
| Project Costs ($000's) | - | - | - | - | - | 5,658 | - | 5,658 | 5,658 |
| Financed by: | | | | | | | | | |
| Frontage Levy | | | | | | 1,812 | | 1,812 | 1,812 |
| Regional Street Renewal Reserve | | | | | | 3,846 | | 3,846 | 3,846 |

| CASH FLOW | 2024 | 2025 | 2026 | 2027 | 2028 | 2029 | Beyond 2029 | Total |
|---|---|---|---|---|---|---|---|---|
| Project Costs ($000's) | - | - | - | - | 4,809 | 849 | - | 5,658 |
| Financed by: | | | | | | | | |
| Frontage Levy | | | | | 1,540 | 272 | | 1,812 |
| Regional Street Renewal Reserve | | | | | 3,269 | 577 | | 3,846 |

| NET OPERATING IMPACT ($000's) | 2024 | 2025 | 2026 | 2027 | 2028 | 2029 |
|---|---|---|---|---|---|---|
| Operating costs | | | | | | |
| Debt and finance charges | | | | | | |
| Transfer to General Capital Fund | | | | | | |
| **Total Direct Costs** | - | - | - | - | - | - |
| Less: Incremental Revenue/Recovery | | | | | 156 | 28 |
| **Net Cost/(Benefit)** | - | - | - | - | (156) | (28) |
| **Incremental Full Time Equivalent Positions** | - | - | - | - | - | - |

Class Estimate: 3

Strategic Priority Action Plan alignment: None

The Ness Avenue culvert at Truro Creek requires replacement as it is undersized and is in a deteriorated condition. Preliminary design was completed in 2017. The new structure will provide an additional 75 years of service life.

Project Name: **Elm Park Bridge Repairs**

Standing Policy Committee: Public Works

Department: Public Works
Project: 1805003028

Service: Roadway Construction and Maintenance
OurWinnipeg: Good Health and Well-Being

| AUTHORIZATION | Previous Budgets | 2024 Estimate | FORECAST 2025 | 2026 | 2027 | 2028 | 2029 | Five-Year Forecast Total | Six-Year Total |
|---|---|---|---|---|---|---|---|---|---|
| Project Costs ($000's) | - | - | - | - | - | 3,902 | - | 3,902 | 3,902 |
| Financed by: | | | | | | | | | |
| Regional Street Renewal Reserve | | | | | | 3,902 | | 3,902 | 3,902 |

| CASH FLOW | 2024 | 2025 | 2026 | 2027 | 2028 | 2029 | Beyond 2029 | Total |
|---|---|---|---|---|---|---|---|---|
| Project Costs ($000's) | - | - | - | - | 3,317 | 585 | - | 3,902 |
| Financed by: | | | | | | | | |
| Regional Street Renewal Reserve | | | | | 3,317 | 585 | | 3,902 |

| NET OPERATING IMPACT ($000's) | 2024 | 2025 | 2026 | 2027 | 2028 | 2029 |
|---|---|---|---|---|---|---|
| Operating costs | | | | | | |
| Debt and finance charges | | | | | | |
| Transfer to General Capital Fund | | | | | | |
| **Total Direct Costs** | - | - | - | - | - | - |
| Less: Incremental Revenue/Recovery | | | | | 107 | 19 |
| **Net Cost/(Benefit)** | - | - | - | - | (107) | (19) |
| **Incremental Full Time Equivalent Positions** | - | - | - | - | - | - |

Class Estimate: See table below

| | 2024 | 2025 | 2026 | 2027 | 2028 | 2029 |
|---|---|---|---|---|---|---|
| **Class Estimate** | | | | | **5/5** | |
| **Authorization ($000's)** | | | | | | |
| Preliminary Design | | | | | 249 | |
| Detailed Design & Construction | | | | | 3,653 | |

Strategic Priority Action Plan alignment: None

This project will undertake structural steel repairs, surface preparation, and recoating of the existing structural steel trusses on Elm Park Bridge to preserve and extend the service life. The recoating of the trusses will also improve the aesthetics of this active transportation bridge.

Project Name: **Lagimodiere Boulevard at CN Reddit Bridge Rehabilitation**

Standing Policy Committee: Public Works

Department: Public Works
Project: 1805002628

Service: Roadway Construction and Maintenance
OurWinnipeg: City Building

| AUTHORIZATION | Previous Budgets | 2024 Estimate | FORECAST 2025 | 2026 | 2027 | 2028 | 2029 | Five-Year Forecast Total | Six-Year Total |
|---|---|---|---|---|---|---|---|---|---|
| Project Costs ($000's) | - | - | - | - | - | 591 | 4,160 | 4,751 | 4,751 |
| Financed by: | | | | | | | | | |
| Frontage Levy | | | | | | 591 | 2,000 | 2,591 | 2,591 |
| Regional Street Renewal Reserve | | | | | | | 2,160 | 2,160 | 2,160 |

| CASH FLOW | 2024 | 2025 | 2026 | 2027 | 2028 | 2029 | Beyond 2029 | Total |
|---|---|---|---|---|---|---|---|---|
| Project Costs ($000's) | - | - | - | - | 502 | 3,625 | 624 | 4,751 |
| Financed by: | | | | | | | | |
| Frontage Levy | | | | | 502 | 1,789 | 300 | 2,591 |
| Regional Street Renewal Reserve | | | | | | 1,836 | 324 | 2,160 |

| NET OPERATING IMPACT ($000's) | 2024 | 2025 | 2026 | 2027 | 2028 | 2029 |
|---|---|---|---|---|---|---|
| Operating costs | | | | | | |
| Debt and finance charges | | | | | | |
| Transfer to General Capital Fund | | | | | | |
| **Total Direct Costs** | - | - | - | - | - | - |
| Less: Incremental Revenue/Recovery | | | | | 16 | 118 |
| **Net Cost/(Benefit)** | - | - | - | - | (16) | (118) |
| **Incremental Full Time Equivalent Positions** | - | - | - | - | - | - |

Class Estimate: See table below

| | 2024 | 2025 | 2026 | 2027 | 2028 | 2029 |
|---|---|---|---|---|---|---|
| **Class Estimate** | | | | | **3** | **3** |
| **Authorization ($000's)** | | | | | | |
| Preliminary Design | | | | | 591 | |
| Detailed Design & Construction | | | | | | 4,160 |

Strategic Priority Action Plan alignment: None

This project will rehabilitate the existing bridge deck on the Lagimodiere Boulevard at CN Reddit Bridge to maintain its current level of service. The rehabilitation will optimally extend the bridge deck's service life an additional 50 years, requiring only preventative maintenance for the foreseeable future.

Project Name: **Louise Bridge Rehabilitation**

Standing Policy Committee: Public Works

Department: Public Works
Project: 1805001424

Service: Roadway Construction and Maintenance
OurWinnipeg: City Building

| AUTHORIZATION | Previous Budgets | 2024 Estimate | FORECAST 2025 | 2026 | 2027 | 2028 | 2029 | Five-Year Forecast Total | Six-Year Total |
|---|---|---|---|---|---|---|---|---|---|
| Project Costs ($000's) | 1,018 | 1,500 | - | - | - | - | - | - | 1,500 |
| Financed by: | | | | | | | | | |
| Transfer from Prior Year Authorization | | 1,500 | | | | | | | 1,500 |

| CASH FLOW | 2024 | 2025 | 2026 | 2027 | 2028 | 2029 | Beyond 2029 | Total |
|---|---|---|---|---|---|---|---|---|
| Project Costs ($000's) | 1,275 | 225 | - | - | - | - | - | 1,500 |
| Financed by: | | | | | | | | |
| Transfer from Prior Year Authorization | 1,275 | 225 | | | | | | 1,500 |

| NET OPERATING IMPACT ($000's) | 2024 | 2025 | 2026 | 2027 | 2028 | 2029 |
|---|---|---|---|---|---|---|
| Operating costs | | | | | | |
| Debt and finance charges | | | | | | |
| Transfer to General Capital Fund | | | | | | |
| **Total Direct Costs** | - | - | - | - | - | - |
| Less: Incremental Revenue/Recovery | 42 | 8 | | | | |
| **Net Cost/(Benefit)** | (42) | (8) | - | - | - | - |
| **Incremental Full Time Equivalent Positions** | - | - | - | - | - | - |

Class Estimate: 3

Strategic Priority Action Plan alignment: None

The 2014 and 2016 Capital Budgets identified $2.581 million for the preliminary design of rehabilitation or reconstruction of the Louise Bridge. Functional design of bridge options were undertaken in conjunction with the Eastern Rapid Transit Corridor Study expected to be completed in 2023. This project will undertake Preliminary Design of the preferred Louise Bridge renewal option as approved by Council. Funding for the preliminary design will utilize remaining funding ($1.5 million) from the previously approved capital budgets.

Project Name: **Disraeli Bridge and Overpass Facility**

Standing Policy Committee: Public Works

Department: Public Works
Project: 1805001124

Service: Roadway Construction and Maintenance
OurWinnipeg: Economic Prosperity

| AUTHORIZATION | Previous Budgets | 2024 Estimate | FORECAST 2025 | 2026 | 2027 | 2028 | 2029 | Five-Year Forecast Total | Six-Year Total |
|---|---|---|---|---|---|---|---|---|---|
| Project Costs ($000's) | - | - | - | - | - | - | - | - | - |
| Financed by: | | | | | | | | | |
| Cash to Capital | | 600 | 600 | 400 | 400 | | | 1,400 | 2,000 |
| Frontage Levy | | | | | | 400 | 400 | 800 | 800 |
| Canada Community-Building Fund | | 12,737 | 12,795 | 13,055 | 13,120 | 13,181 | 13,263 | 65,414 | 78,151 |
| Public Private Partnerships Annual Service / Financing Payments | | (12,151) | (12,209) | (12,269) | (12,334) | (12,395) | (12,477) | (61,684) | (73,835) |
| Debt Servicing - Repayment of Debt | | (1,186) | (1,186) | (1,186) | (1,186) | (1,186) | (1,186) | (5,930) | (7,116) |

| CASH FLOW | 2024 | 2025 | 2026 | 2027 | 2028 | 2029 | Beyond 2029 | Total |
|---|---|---|---|---|---|---|---|---|
| Project Costs ($000's) | 13,337 | 13,395 | 13,455 | 13,520 | 13,581 | 13,663 | 216,213 | 297,164 |
| Financed by: | | | | | | | | |
| Cash to Capital | 600 | 600 | 400 | 400 | | | | 2,000 |
| Frontage Levy | | | | | 400 | 400 | 13,400 | 14,200 |
| Canada Community-Building Fund | 12,737 | 12,795 | 13,055 | 13,120 | 13,181 | 13,263 | 202,813 | 280,964 |

| NET OPERATING IMPACT ($000's) | 2024 | 2025 | 2026 | 2027 | 2028 | 2029 |
|---|---|---|---|---|---|---|
| Operating costs | | | | | | |
| Debt and finance charges | | | | | | |
| Transfer to General Capital Fund | 600 | 600 | 400 | 400 | | |
| **Total Direct Costs** | 600 | 600 | 400 | 400 | - | - |
| Less: Incremental Revenue/Recovery | | | | | | |
| **Net Cost/(Benefit)** | 600 | 600 | 400 | 400 | - | - |
| **Incremental Full Time Equivalent Positions** | - | - | - | - | - | - |

Class Estimate: Not applicable

Strategic Priority Action Plan alignment: None

The Disraeli Bridges and Overpass Facility was procured using a public-private partnership (P3) approach and the facility opened on November 19, 2012.

The City will make on-going lease payments to Plenary Roads Winnipeg (PRW) extending until 2042. These payments are required under a 30-year contract with PRW and cover the remaining capital cost of the facility as well as the maintenance of the facility.

There are significant provisions in the contract to ensure the City's performance specifications are met and the facility is returned to the City in good condition at the end of the contract. Costs associated with monitoring this contract, including the salary recovery of the Senior Project Review/P3 Specialist and other P3 costs related to land titles registration are also included in this budget. Payments to PRW are performance based and are reduced where the City's performance specifications are not met.

A portion of the payment to PRW represents an annual amount dedicated to the maintenance of the facility, including long-term rehabilitative costs. This amount is adjusted for changes to the Consumer Price Index on an annual basis.

***Disraeli Bridge and Overpass Facility (continued):***

A portion of the project ($75 million) was financed by $25 million in external debt, with the balance being financed internally. The Public Service issued $25 million in external debt at an interest rate of 3.759% over a repayment term of 40 years. Debt servicing represents interest and principal repayment of external debt and internal financing.

The above annual estimates relate to the maintenance phase of the project and include the authorization for the lease payments and debt servicing related to the facility.

In accordance with Bylaw 8164/2002 where the City's capital budget has not been adopted before January 1 of the year to which the budget is applicable, the Chief Administrative Officer is authorized, before the adoption of the capital budget, to approve expenditures not exceeding 30% of the amount the City of Winnipeg is contractually obligated to pay annually in respect of Public-Private Partnerships, as a first charge against the General Capital Fund.

As financing and administration costs are implicit in the lease payments, this project is exempt from the Corporate Administration and Interest charges.

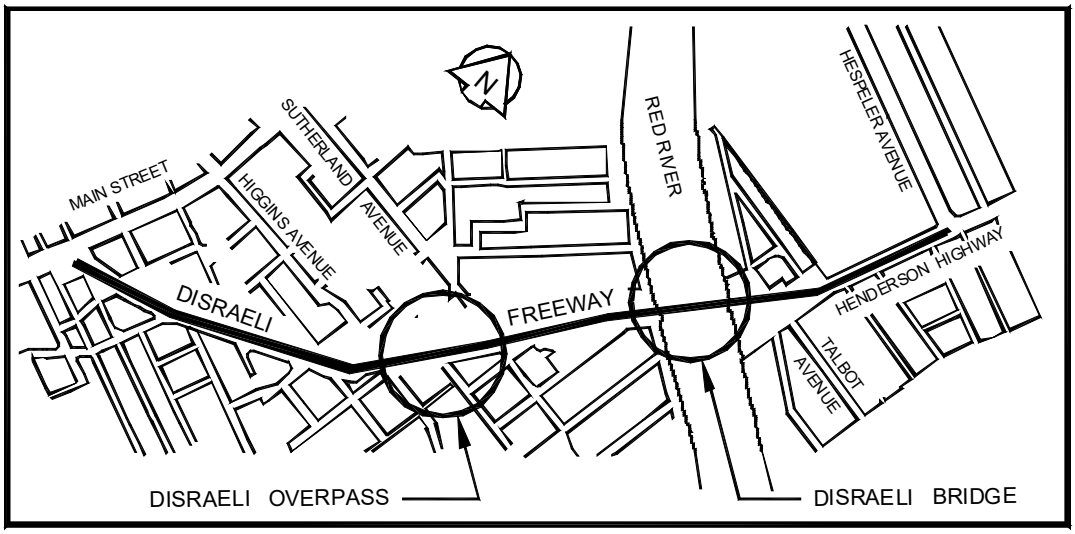

Project Name: **Charleswood Bridge**

Standing Policy Committee: Public Works

Department: Public Works
Project: 1805001024

Service: Roadway Construction and Maintenance
OurWinnipeg: Economic Prosperity

| AUTHORIZATION | Previous Budgets | 2024 Estimate | FORECAST 2025 | 2026 | 2027 | 2028 | 2029 | Five-Year Forecast Total | Six-Year Total |
|---|---|---|---|---|---|---|---|---|---|
| Project Costs ($000's) | - | - | - | - | - | - | - | - | - |
| Financed by: | | | | | | | | | |
| Cash to Capital | | 2,710 | | | | | | - | 2,710 |
| Public Private Partnerships Lease Payments | | (2,710) | | | | | | - | (2,710) |

| CASH FLOW | 2024 | 2025 | 2026 | 2027 | 2028 | 2029 | Beyond 2029 | Total |
|---|---|---|---|---|---|---|---|---|
| Project Costs ($000's) | 2,710 | - | - | - | - | - | - | 2,710 |
| Financed by: | | | | | | | | |
| Cash to Capital | 2,710 | | | | | | | 2,710 |

| NET OPERATING IMPACT ($000's) | 2024 | 2025 | 2026 | 2027 | 2028 | 2029 |
|---|---|---|---|---|---|---|
| Operating costs | | | | | | |
| Debt and finance charges | | | | | | |
| Transfer to General Capital Fund | 2,710 | | | | | |
| **Total Direct Costs** | 2,710 | - | - | - | - | - |
| Less: Incremental Revenue/Recovery | | | | | | |
| **Net Cost/(Benefit)** | 2,710 | - | - | - | - | - |
| **Incremental Full Time Equivalent Positions** | - | - | - | - | - | - |

Class Estimate: Not applicable

Strategic Priority Action Plan alignment: None

The Charleswood Bridge was constructed in 1994 and 1995 along with the roadworks between Roblin Boulevard and Ness Avenue.

The bridge portion of the project was undertaken as a public-private partnership, with lease payments extending until 2024. The 30 year term ends on September 30th, 2024.

The above annual estimates include the authorization for the lease payments to be incurred and charged to the project in the General Capital Fund.

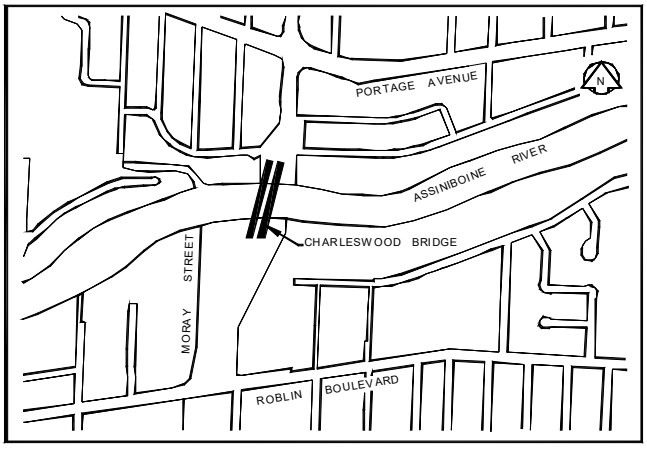

Project Name: **Chief Peguis Trail - Henderson Highway to Lagimodiere Boulevard**

Standing Policy Committee: Public Works

Department: Public Works
Project: 1801000224

Service: Roadway Construction and Maintenance
OurWinnipeg: Economic Prosperity

| AUTHORIZATION | Previous Budgets | 2024 Estimate | FORECAST 2025 | 2026 | 2027 | 2028 | 2029 | Five-Year Forecast Total | Six-Year Total |
|---|---|---|---|---|---|---|---|---|---|
| Project Costs ($000's) | - | - | - | - | - | - | - | - | - |
| Financed by: | | | | | | | | | |
| Cash to Capital | | 600 | 600 | 1,475 | 1,475 | | | 3,550 | 4,150 |
| Frontage Levy | | | | | | 1,475 | 1,475 | 2,950 | 2,950 |
| Canada Community-Building Fund | | 6,876 | 6,925 | 6,100 | 6,151 | 6,203 | 6,275 | 31,654 | 38,530 |
| Public Private Partnerships Annual Service / Financing Payments | | (6,497) | (6,546) | (6,596) | (6,647) | (6,699) | (6,771) | (33,259) | (39,756) |
| Debt Servicing - Repayment of Debt | | (979) | (979) | (979) | (979) | (979) | (979) | (4,895) | (5,874) |

| CASH FLOW | 2024 | 2025 | 2026 | 2027 | 2028 | 2029 | Beyond 2029 | Total |
|---|---|---|---|---|---|---|---|---|
| Project Costs ($000's) | 7,476 | 7,525 | 7,575 | 7,626 | 7,678 | 7,750 | 113,209 | 158,839 |
| Financed by: | | | | | | | | |
| Cash to Capital | 600 | 600 | 1,475 | 1,475 | | | | 4,150 |
| Frontage Levy | | | | | 1,475 | 1,475 | 57,501 | 60,451 |
| Canada Community-Building Fund | 6,876 | 6,925 | 6,100 | 6,151 | 6,203 | 6,275 | 55,708 | 94,238 |

| NET OPERATING IMPACT ($000's) | 2024 | 2025 | 2026 | 2027 | 2028 | 2029 |
|---|---|---|---|---|---|---|
| Operating costs | | | | | | |
| Debt and finance charges | | | | | | |
| Transfer to General Capital Fund | 600 | 600 | 1,475 | 1,475 | | |
| **Total Direct Costs** | 600 | 600 | 1,475 | 1,475 | - | - |
| Less: Incremental Revenue/Recovery | | | | | | |
| **Net Cost/(Benefit)** | 600 | 600 | 1,475 | 1,475 | - | - |
| **Incremental Full Time Equivalent Positions** | - | - | - | - | - | - |

Class Estimate: Not applicable

Strategic Priority Action Plan alignment: None

The Chief Peguis Trail Extension from Henderson Highway to Lagimodiere Boulevard was procured using a public-private partnership (P3) approach and the facility opened on December 2, 2011.

The City will make on-going lease payments to DBF2 extending until 2041. These payments are required under a 30-year contract with DBF2 and cover the remaining capital cost of the facility as well as the maintenance of the facility.

There are significant provisions in the contract to ensure the City's performance specifications are met and the facility is returned to the City in good condition at the end of the contract. Costs associated with monitoring this contract, including the salary recovery for the Senior Project Review/P3 Specialist and other P3 costs related to land titles registration are also included in this budget. Payments to DBF2 are performance based and are reduced where the City's performance specifications are not met.

A portion of the payment to DBF2 represents an annual amount dedicated to the maintenance of the facility, including long-term rehabilitative costs. This amount is adjusted for changes to the Consumer Price Index on an annual basis.

A portion of the project was financed by the City issuing $18.7 million in external debt. The debt servicing above represents the repayment of principal and interest on the external debt associated with the project over a period of 40 years.

***Chief Peguis Trail - Henderson Highway to Lagimodiere Boulevard (continued):***

The above annual estimates include the authorization for the lease and financing payments to be incurred and charged to the Projects in the General Capital Fund.

In accordance with Bylaw 8164/2002 where the City's capital budget has not been adopted before January 1 of the year to which the budget is applicable, the Chief Administrative Officer is authorized, before the adoption of the capital budget, to approve expenditures not exceeding 30% of the amount the City of Winnipeg is contractually obligated to pay annually in respect of Public-Private Partnerships, as a first charge against the General Capital Fund.

As financing and administration costs are implicit in the lease payments, this capital project is exempt from the Corporate Administration and Interest charges.

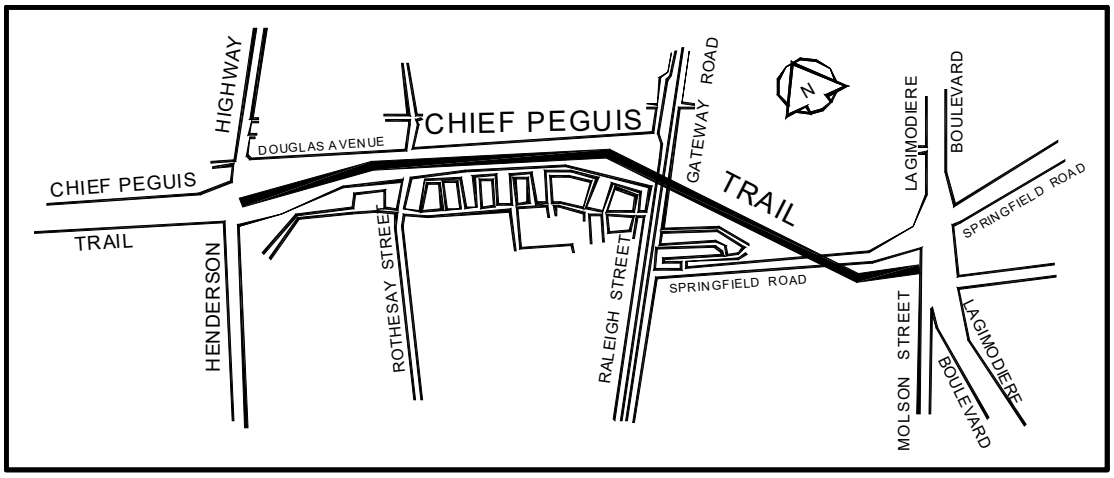

Project Name: **Asset Management System - Various Divisions**

Standing Policy Committee: Public Works

Department: Public Works
Project: 1812000124

Service: Roadway Construction and Maintenance
OurWinnipeg: Leadership and Good Governance

| AUTHORIZATION | Previous Budgets | 2024 Estimate | FORECAST 2025 | 2026 | 2027 | 2028 | 2029 | Five-Year Forecast Total | Six-Year Total |
|---|---|---|---|---|---|---|---|---|---|
| Project Costs ($000's) | N/A * | 132 | 100 | 100 | 100 | 100 | 100 | 500 | 632 |
| Financed by: | | | | | | | | | |
| Cash to Capital | | | | | | 75 | 75 | 150 | 150 |
| Canada Community-Building Fund | | 25 | 25 | 25 | 25 | 25 | 25 | 125 | 150 |
| External Debt | | 75 | 75 | 75 | 75 | | | 225 | 300 |
| Transfer from Prior Year Authorization | | 32 | | | | | | - | 32 |

| CASH FLOW | 2024 | 2025 | 2026 | 2027 | 2028 | 2029 | Beyond 2029 | Total |
|---|---|---|---|---|---|---|---|---|
| Project Costs ($000's) | 112 | 105 | 100 | 100 | 100 | 100 | 15 | 632 |
| Financed by: | | | | | | | | |
| Cash to Capital | | | | | 64 | 75 | 11 | 150 |
| Canada Community-Building Fund | 21 | 25 | 25 | 25 | 25 | 25 | 4 | 150 |
| External Debt | 64 | 75 | 75 | 75 | 11 | | | 300 |
| Transfer from Prior Year Authorization | 27 | 5 | | | | | | 32 |

| NET OPERATING IMPACT ($000's) | 2024 | 2025 | 2026 | 2027 | 2028 | 2029 |
|---|---|---|---|---|---|---|
| Operating costs | | | | | | |
| Debt and finance charges | 7 | 23 | 41 | 59 | 69 | 61 |
| Transfer to General Capital Fund | | | | | 75 | 75 |
| **Total Direct Costs** | 7 | 23 | 41 | 59 | 144 | 136 |
| Less: Incremental Revenue/Recovery | 3 | 3 | 3 | 3 | 3 | 3 |
| **Net Cost/(Benefit)** | 4 | 20 | 38 | 56 | 141 | 133 |
| **Incremental Full Time Equivalent Positions** | - | - | - | - | - | - |

Class Estimate: Not applicable, as this is a program

Strategic Priority Action Plan alignment: None

The asset management program in the Public Works Department is centered on the application of quality management principles to the operation, maintenance, and renewal of infrastructure. A primary objective is the development and implementation of methodologies to preserve the infrastructure and to identify the funding necessary for the long-term preservation of the assets.

An objective of the asset management program is to extend this systematic structural quality management approach to all the infrastructure under the Public Works Department responsibility. Funds are required to implement new or maintain existing asset management programs.

Funds may be used to support seasonal temporary positions (up to 2.0 full-time equivalents) to undertake infrastructure inventory data collection, analysis and reporting.

* N/A - No amounts have been included in the "Previous Budgets" due to this program's on-going nature.

Project Name: **Downtown Parks Improvement Program**

Standing Policy Committee: Community Services

Department: Public Works
Project: 1853000126

Service: Parks and Natural Areas
OurWinnipeg: Good Health and Well-Being

| AUTHORIZATION | Previous Budgets | 2024 Estimate | FORECAST 2025 | 2026 | 2027 | 2028 | 2029 | Five-Year Forecast Total | Six-Year Total |
|---|---|---|---|---|---|---|---|---|---|
| Project Costs ($000's) | N/A* | - | - | 750 | - | 2,000 | 1,600 | 4,350 | 4,350 |
| Financed by: | | | | | | | | | |
| Cash to Capital | | | | | | 300 | 300 | 600 | 600 |
| Canada Community-Building Fund | | | | 450 | | 1,700 | 1,300 | 3,450 | 3,450 |
| External Debt | | | | 300 | | | | 300 | 300 |

| CASH FLOW | 2024 | 2025 | 2026 | 2027 | 2028 | 2029 | Beyond 2029 | Total |
|---|---|---|---|---|---|---|---|---|
| Project Costs ($000's) | - | - | 638 | 113 | 1,700 | 1,660 | 239 | 4,350 |
| Financed by: | | | | | | | | |
| Cash to Capital | | | | | 255 | 300 | 45 | 600 |
| Canada Community-Building Fund | | | 383 | 68 | 1,445 | 1,360 | 194 | 3,450 |
| External Debt | | | 255 | 45 | | | | 300 |

| NET OPERATING IMPACT ($000's) | 2024 | 2025 | 2026 | 2027 | 2028 | 2029 |
|---|---|---|---|---|---|---|
| Operating costs | | | | | | |
| Debt and finance charges | | | 29 | 65 | 71 | 71 |
| Transfer to General Capital Fund | | | | | 300 | 300 |
| **Total Direct Costs** | - | - | 29 | 65 | 371 | 371 |
| Less: Incremental Revenue/Recovery | | | 13 | 2 | 26 | 27 |
| **Net Cost/(Benefit)** | - | - | 16 | 63 | 345 | 344 |
| **Incremental Full Time Equivalent Positions** | - | - | - | - | - | - |

Class Estimate: Not applicable, as this is a program

Strategic Priority Action Plan alignment: 3.5 Increase funding to local and regional parks based on the optimal stage in infrastructure lifecycles

Refurbishment and/or improvements to various parks to repair aging park infrastructure and related amenities, and construct new amenities to address identified gaps in service in Downtown parks.

| Funds will be allocated to (in $000's): | 2024 | 2025 | 2026 | 2027 | 2028 | 2029 | Total |
|---|---|---|---|---|---|---|---|
| **Bonnycastle Park -** Convert amphitheatre to a leisure & gathering space, create entry plaza and renovate main fountain | | | 750 | | | | 750 |
| **Central Park -** Renovate northeast entry plaza and add picnic shelter and lighting | | | | | 2,000 | | 2,000 |
| **Old Market Square -** Upgrade turf area to hard surface, improve drainage, install Silva cells & plant trees, improve park furniture & accessibility | | | | | | 1,600 | 1,600 |
| **Total** | **-** | **-** | **750** | **-** | **2,000** | **1,600** | **4,350** |

Project list and timing is subject to change due to operational requirements and unexpected urgent needs.

* N/A - No amounts have been included in the "Previous Budgets" due to this program's on-going nature.

Project Name: **Interpretive and Wayfinding Signage Program**

Standing Policy Committee: Community Services

Department: Public Works
Project: 1853000426

Service: Parks and Natural Areas
OurWinnipeg: Good Health and Well-Being

| AUTHORIZATION | Previous Budgets | 2024 Estimate | FORECAST 2025 | 2026 | 2027 | 2028 | 2029 | Five-Year Forecast Total | Six-Year Total |
|---|---|---|---|---|---|---|---|---|---|
| Project Costs ($000's) | N/A* | - | - | 100 | 100 | 100 | 103 | 403 | 403 |
| Financed by: | | | | | | | | | |
| Cash to Capital | | | | | | 25 | 25 | 50 | 50 |
| Canada Community-Building Fund | | | | 100 | 100 | 75 | 78 | 353 | 353 |

| CASH FLOW | 2024 | 2025 | 2026 | 2027 | 2028 | 2029 | Beyond 2029 | Total |
|---|---|---|---|---|---|---|---|---|
| Project Costs ($000's) | - | - | 85 | 100 | 100 | 103 | 15 | 403 |
| Financed by: | | | | | | | | |
| Cash to Capital | | | | | 21 | 25 | 4 | 50 |
| Canada Community-Building Fund | | | 85 | 100 | 79 | 78 | 11 | 353 |

| NET OPERATING IMPACT ($000's) | 2024 | 2025 | 2026 | 2027 | 2028 | 2029 |
|---|---|---|---|---|---|---|
| Operating costs | | | | | | |
| Debt and finance charges | | | | | | |
| Transfer to General Capital Fund | | | | | 25 | 25 |
| **Total Direct Costs** | - | - | - | - | 25 | 25 |
| Less: Incremental Revenue/Recovery | | | 1 | 1 | 2 | 2 |
| **Net Cost/(Benefit)** | - | - | (1) | (1) | 23 | 23 |
| **Incremental Full Time Equivalent Positions** | - | - | - | - | - | - |

Class Estimate: Not applicable, as this is a program

Strategic Priority Action Plan alignment: 3.5 Increase funding to local and regional parks based on the optimal stage in infrastructure lifecycles

This program will support the design, installation and renewal of park signage to promote a consistent signage, wayfinding, and mapping identity across the parks system, including:

• entrance signage;

• trail and major amenity identification; and

• universally accessible routes and amenities identification.

Furthermore, it will fund the renewal, planning, design, construction and installation of interpretive signage to support the provision of environmental education opportunities and experiences in parks.

* N/A - No amounts have been included in the "Previous Budgets" due to this program's on-going nature.

Project Name: **Waterway Access Improvement Program**

Standing Policy Committee: Community Services

Department: Public Works
Project: 1853000526

Service: Parks and Natural Areas
OurWinnipeg: Good Health and Well-Being

| AUTHORIZATION | Previous Budgets | 2024 Estimate | FORECAST 2025 | 2026 | 2027 | 2028 | 2029 | Five-Year Forecast Total | Six-Year Total |
|---|---|---|---|---|---|---|---|---|---|
| Project Costs ($000's) | N/A* | - | - | 300 | 200 | 300 | 309 | 1,109 | 1,109 |
| Financed by: | | | | | | | | | |
| Cash to Capital | | | | | | 194 | 30 | 224 | 224 |
| Canada Community-Building Fund | | | | 140 | 200 | 106 | 279 | 725 | 725 |
| External Debt | | | | 160 | | | | 160 | 160 |

| CASH FLOW | 2024 | 2025 | 2026 | 2027 | 2028 | 2029 | Beyond 2029 | Total |
|---|---|---|---|---|---|---|---|---|
| Project Costs ($000's) | - | - | 255 | 215 | 285 | 308 | 46 | 1,109 |
| Financed by: | | | | | | | | |
| Cash to Capital | | | | | 165 | 55 | 4 | 224 |
| Canada Community-Building Fund | | | 119 | 191 | 120 | 253 | 42 | 725 |
| External Debt | | | 136 | 24 | | | - | 160 |

| NET OPERATING IMPACT ($000's) | 2024 | 2025 | 2026 | 2027 | 2028 | 2029 |
|---|---|---|---|---|---|---|
| Operating costs | | | | | | |
| Debt and finance charges | | | 9 | 19 | 21 | 21 |
| Transfer to General Capital Fund | | | | | 194 | 30 |
| **Total Direct Costs** | - | - | 9 | 19 | 215 | 51 |
| Less: Incremental Revenue/Recovery | | | 6 | 3 | 7 | 5 |
| **Net Cost/(Benefit)** | - | - | 3 | 16 | 208 | 46 |
| **Incremental Full Time Equivalent Positions** | - | - | - | - | - | - |

Class Estimate: Not applicable, as this is a program

Strategic Priority Action Plan alignment: 3.5 Increase funding to local and regional parks based on the optimal stage in infrastructure lifecycles

This program will improve the accessibility and safety at existing and new waterway access points along the Red, Assiniboine and Seine rivers to permit year-round access. Specific improvements include, but are not limited to:

• installation of new, or improvements to existing, viewing platforms, stairs, launches, docks and gangway systems; and

• improvements to pathways and trails connecting to, from and between waterway access points, including supportive amenities such as lighting and park furniture.

Funds in 2026 ($300,000) will be allocated to the hiring of a consultant to conduct a city-wide waterway access study, including comprehensive public engagement.

* N/A - No amounts have been included in the "Previous Budgets" due to this program's on-going nature.

Project Name: **Parkland Naturalization and Restoration Program**

Standing Policy Committee: Community Services

Department: Public Works
Project: 1853000726

Service: Parks and Natural Areas
OurWinnipeg: Good Health and Well-Being

| AUTHORIZATION | Previous Budgets | 2024 Estimate | FORECAST 2025 | 2026 | 2027 | 2028 | 2029 | Five-Year Forecast Total | Six-Year Total |
|---|---|---|---|---|---|---|---|---|---|
| Project Costs ($000's) | N/A* | - | - | 200 | 200 | 200 | 206 | 806 | 806 |
| Financed by: | | | | | | | | | |
| Cash to Capital | | | | | | 200 | 206 | 406 | 406 |
| External Debt | | | | 200 | 200 | | | 400 | 400 |

| CASH FLOW | 2024 | 2025 | 2026 | 2027 | 2028 | 2029 | Beyond 2029 | Total |
|---|---|---|---|---|---|---|---|---|
| Project Costs ($000's) | - | - | 170 | 200 | 200 | 205 | 31 | 806 |
| Financed by: | | | | | | | | |
| Cash to Capital | | | | | 170 | 205 | 31 | 406 |
| External Debt | | | 170 | 200 | 30 | | | 400 |

| NET OPERATING IMPACT ($000's) | 2024 | 2025 | 2026 | 2027 | 2028 | 2029 |
|---|---|---|---|---|---|---|
| Operating costs | | | | | | |
| Debt and finance charges | | | 11 | 35 | 50 | 52 |
| Transfer to General Capital Fund | | | | | 200 | 206 |
| **Total Direct Costs** | - | - | 11 | 35 | 250 | 258 |
| Less: Incremental Revenue/Recovery | | | 6 | 7 | 7 | 7 |
| **Net Cost/(Benefit)** | - | - | 5 | 28 | 243 | 251 |
| **Incremental Full Time Equivalent Positions** | - | - | - | - | - | - |

Class Estimate: Not applicable, as this is a program

Strategic Priority Action Plan alignment: 3.5 Increase funding to local and regional parks based on the optimal stage in infrastructure lifecycles

This program will support the implementation of restoration and naturalization projects within parks to address gaps in service, particularly in geographic areas of higher poverty, and in accordance with the Greenspace, Natural Corridors and Biodiversity Plan (pending) and Natural Areas Asset Management Plan (to be developed). This includes, but is not limited to:

• Naturalizing park areas, where appropriate, to support or restore ecological functions and improve climate resilience

• Restoring impacted or damaged ecosystems to increase the function of ecological systems

• Retrofitting traditional stormwater retention basins to naturalized basins

• Implementing pest management and other maintenance best practices to prevent the spread of noxious and non-native species

* N/A - No amounts have been included in the “Previous Budgets” due to this program’s on-going nature.

Project Name: **Parks Buildings**

Standing Policy Committee: Community Services

Department: Public Works
Project: 0718020125

Service: Parks and Natural Areas
OurWinnipeg: Good Health and Well-Being

| AUTHORIZATION | Previous Budgets | 2024 Estimate | FORECAST 2025 | 2026 | 2027 | 2028 | 2029 | Five-Year Forecast Total | Six-Year Total |
|---|---|---|---|---|---|---|---|---|---|
| Project Costs ($000's) | N/A * | - | 375 | 245 | 540 | 1,515 | 1,761 | 4,436 | 4,436 |
| Financed by: | | | | | | | | | |
| Cash to Capital | | | | | | | 400 | 400 | 400 |
| Province of Manitoba Strategic Infrastructure Funding | | | 375 | | | | | 375 | 375 |
| Canada Community-Building Fund | | | | | 540 | 1,515 | 1,361 | 3,416 | 3,416 |
| External Debt | | | | 245 | | | | 245 | 245 |

| CASH FLOW | 2024 | 2025 | 2026 | 2027 | 2028 | 2029 | Beyond 2029 | Total |
|---|---|---|---|---|---|---|---|---|
| Project Costs ($000's) | - | 319 | 264 | 496 | 1,369 | 1,724 | 264 | 4,436 |
| Financed by: | | | | | | | | |
| Cash to Capital | | | | | | 340 | 60 | 400 |
| Province of Manitoba Strategic Infrastructure Funding | | 319 | 56 | | | | | 375 |
| Canada Community-Building Fund | | | | 459 | 1,369 | 1,384 | 204 | 3,416 |
| External Debt | | | 208 | 37 | | | | 245 |

| NET OPERATING IMPACT ($000's) | 2024 | 2025 | 2026 | 2027 | 2028 | 2029 |
|---|---|---|---|---|---|---|
| Operating costs | | | | | | |
| Debt and finance charges | | | 10 | 16 | 18 | 18 |
| Transfer to General Capital Fund | | | | | | 400 |
| **Total Direct Costs** | - | - | 10 | 16 | 18 | 418 |
| Less: Incremental Revenue/Recovery | | 4 | 7 | 7 | 17 | 28 |
| **Net Cost/(Benefit)** | - | (4) | 3 | 9 | 1 | 390 |
| **Incremental Full Time Equivalent Positions** | - | - | - | - | - | - |

Class Estimate: Not applicable, as this is a program

Strategic Priority Action Plan alignment: 3.5 Increase funding to local and regional parks based on the optimal stage in infrastructure lifecycles

Projects will not proceed until a class 3 estimate is obtained.

| Funds will be allocated to (in $000's): | 2024 | 2025 | 2026 | 2027 | 2028 | 2029 | Total |
|---|---|---|---|---|---|---|---|
| Parks Maintenance Garage at Reykdal Family Park | | 375 | | | | | 375 |
| Grants Old Mill Public Washrooms Renewal | | | 245 | | | | 245 |
| Prairie Pointe - Eaglewood Park Garage | | | | 400 | | | 400 |
| Living Prairie Museum Interpretive Centre | | | | | 1,021 | | 1,021 |
| Grant's Old Mill Restoration | | | | 140 | 494 | 1,361 | 1,995 |
| Park Buildings and Structures Demolition - various | | | | | | 400 | 400 |
| **Total** | **-** | **375** | **245** | **540** | **1,515** | **1,761** | **4,436** |

***Parks Buildings (continued):***

Project list and timing is subject to change due to operational requirements and unexpected urgent needs.

Capital close-out of the above-listed projects will not commence until the projects are substantially completed.

* N/A - No amounts have been included in the "Previous Budgets" due to this program's on-going nature.

Project Name: **Regional Parks**

Standing Policy Committee: Community Services

Department: Public Works
Project: 1853000326

Service: Parks and Natural Areas
OurWinnipeg: Good Health and Well-Being

| AUTHORIZATION | Previous Budgets | 2024 Estimate | FORECAST 2025 | 2026 | 2027 | 2028 | 2029 | Five-Year Forecast Total | Six-Year Total |
|---|---|---|---|---|---|---|---|---|---|
| Project Costs ($000's) | N/A * | - | - | 2,005 | 2,990 | 2,950 | 3,090 | 11,035 | 11,035 |
| Financed by: | | | | | | | | | |
| Cash to Capital | | | | | | 300 | 300 | 600 | 600 |
| Canada Community-Building Fund | | | | 1,730 | 2,990 | 2,650 | 2,790 | 10,160 | 10,160 |
| External Debt | | | | 275 | | | | 275 | 275 |

| CASH FLOW | 2024 | 2025 | 2026 | 2027 | 2028 | 2029 | Beyond 2029 | Total |
|---|---|---|---|---|---|---|---|---|
| Project Costs ($000's) | - | - | 1,705 | 2,842 | 2,956 | 3,068 | 464 | 11,035 |
| Financed by: | | | | | | | | |
| Cash to Capital | | | | | 255 | 300 | 45 | 600 |
| Canada Community-Building Fund | | | 1,471 | 2,801 | 2,701 | 2,768 | 419 | 10,160 |
| External Debt | | | 234 | 41 | | | | 275 |

| NET OPERATING IMPACT ($000's) | 2024 | 2025 | 2026 | 2027 | 2028 | 2029 |
|---|---|---|---|---|---|---|
| Operating costs | | | | | | |
| Debt and finance charges | | | 10 | 19 | 21 | 21 |
| Transfer to General Capital Fund | | | | | 300 | 300 |
| **Total Direct Costs** | - | - | 10 | 19 | 321 | 321 |
| Less: Incremental Revenue/Recovery | | | 26 | 36 | 42 | 44 |
| **Net Cost/(Benefit)** | - | - | (16) | (17) | 279 | 277 |
| **Incremental Full Time Equivalent Positions** | - | - | - | - | - | - |

Class Estimate: Not applicable, as this is a program

Strategic Priority Action Plan alignment: 3.5 Increase funding to local and regional parks based on the optimal stage in infrastructure lifecycles

Refurbishment and/or improvements to various parks to repair aging park infrastructure and related amenities, or construct new amenities to address identified gaps in service.

***Regional Parks (continued):***

| Funds will be allocated to (in $000's): | 2024 | 2025 | 2026 | 2027 | 2028 | 2029 | Total |
|---|---|---|---|---|---|---|---|
| **Kilcona Park** - Phase 1 of park improvement initiative | | | 1,200 | | | | 1,200 |
| **Kildonan Park** - Park watermain replacement | | | 600 | | | | 600 |
| **St. Vital Park** - Dredge lake, basin naturalization, improve pond access & connectivity | | | 205 | 2,190 | | | 2,395 |
| **King's Park** - Improve furniture, shelter, signage, picnic areas & water service | | | | 800 | | | 800 |
| **Whittier/Lagimodiere-Gaboury Park** - Add picnic shelters and improve washroom building | | | | | 750 | | 750 |
| **Kildonan Park** - Renew north washroom building | | | | | 800 | | 800 |
| **St. Vital Park** - Convert exit to access/egress and improve slide/lookout parking | | | | | 600 | | 600 |
| **Little Mountain Park** - Park naturalization project | | | | | 800 | | 800 |
| **King's Park** - Add four-season washroom/shelter & connecting pathways | | | | | | 2,590 | 2,590 |
| **Crescent Drive Park** - Add pedestrian and roadway lighting | | | | | | 500 | 500 |
| **Total** | **-** | **-** | **2,005** | **2,990** | **2,950** | **3,090** | **11,035** |

Project list and timing is subject to change due to operational requirements and unexpected urgent needs.

Prioritization of projects in future years will align with the Winnipeg Parks Strategy, adopted by Council on May 26, 2022, and the Regional Parks Investment Strategy, planned for completion in 2024.

* N/A - No amounts have been included in the "Previous Budgets" due to this program's on-going nature.

Project Name: **Rainbow Stage**

Standing Policy Committee: Community Services

Department: Public Works
Project: 0718010123

Service: Parks and Natural Areas
OurWinnipeg: Good Health and Well-Being

| AUTHORIZATION | Previous Budgets | 2024 Estimate | FORECAST 2025 | 2026 | 2027 | 2028 | 2029 | Five-Year Forecast Total | Six-Year Total |
|---|---|---|---|---|---|---|---|---|---|
| Project Costs ($000's) | 1,500 | 1,500 | - | - | - | - | - | - | 1,500 |
| Financed by: | | | | | | | | | |
| Province of Manitoba Strategic Infrastructure Funding | | 300 | | | | | | - | 300 |
| Canada Community-Building Fund | | 1,200 | | | | | | - | 1,200 |

| CASH FLOW | 2024 | 2025 | 2026 | 2027 | 2028 | 2029 | Beyond 2029 | Total |
|---|---|---|---|---|---|---|---|---|
| Project Costs ($000's) | 1,275 | 225 | - | - | - | - | - | 1,500 |
| Financed by: | | | | | | | | |
| Province of Manitoba Strategic Infrastructure Funding | 255 | 45 | | | | | | 300 |
| Canada Community-Building Fund | 1,020 | 180 | | | | | | 1,200 |

| NET OPERATING IMPACT ($000's) | 2024 | 2025 | 2026 | 2027 | 2028 | 2029 |
|---|---|---|---|---|---|---|
| Operating costs | | | | | | |
| Debt and finance charges | | | | | | |
| Transfer to General Capital Fund | | | | | | |
| **Total Direct Costs** | - | - | - | - | - | - |
| Less: Incremental Revenue/Recovery | 16 | 3 | | | | |
| **Net Cost/(Benefit)** | (16) | (3) | - | - | - | - |
| **Incremental Full Time Equivalent Positions** | - | - | - | - | - | - |

Class Estimate: 4

Strategic Priority Action Plan alignment: 3.5 Increase funding to local and regional parks based on the optimal stage in infrastructure lifecycles

Renovations of Rainbow Stage at Kildonan Park to assist in addressing fire and life safety issues, replacement of outdated user amenities, and improvement of accessibility for audience. Updates regarding contribution from other parties to be provided upon request.

Construction will not proceed until a class 3 estimate is obtained.

Project Name: **Parks and Recreation Enhancement Program**

Standing Policy Committee: Community Services

Department: Public Works
Project: 1857000124

Service: Parks and Natural Areas
OurWinnipeg: Good Health and Well-Being

| AUTHORIZATION | Previous Budgets | 2024 Estimate | FORECAST 2025 | 2026 | 2027 | 2028 | 2029 | Five-Year Forecast Total | Six-Year Total |
|---|---|---|---|---|---|---|---|---|---|
| Project Costs ($000's) | N/A * | 300 | 300 | 1,264 | 1,305 | 1,275 | 1,275 | 5,419 | 5,719 |
| Financed by: | | | | | | | | | |
| Cash to Capital | | | | | | 300 | 300 | 600 | 600 |
| Canada Community-Building Fund | | 131 | | 1,032 | 1,305 | 975 | 975 | 4,287 | 4,418 |
| External Debt | | 169 | 300 | 232 | | | | 532 | 701 |

| CASH FLOW | 2024 | 2025 | 2026 | 2027 | 2028 | 2029 | Beyond 2029 | Total |
|---|---|---|---|---|---|---|---|---|
| Project Costs ($000's) | 255 | 300 | 1,119 | 1,299 | 1,278 | 1,275 | 193 | 5,719 |
| Financed by: | | | | | | | | |
| Cash to Capital | | | | | 254 | 300 | 46 | 600 |
| Canada Community-Building Fund | 111 | 20 | 877 | 1,264 | 1,024 | 975 | 147 | 4,418 |
| External Debt | 144 | 280 | 242 | 35 | | | | 701 |

| NET OPERATING IMPACT ($000's) | 2024 | 2025 | 2026 | 2027 | 2028 | 2029 |
|---|---|---|---|---|---|---|
| Operating costs | | | | | | |
| Debt and finance charges | 9 | 36 | 70 | 88 | 90 | 90 |
| Transfer to General Capital Fund | | | | | 300 | 300 |
| **Total Direct Costs** | 9 | 36 | 70 | 88 | 390 | 390 |
| Less: Incremental Revenue/Recovery | 6 | 9 | 19 | 17 | 21 | 22 |
| **Net Cost/(Benefit)** | 3 | 27 | 51 | 71 | 369 | 368 |
| **Incremental Full Time Equivalent Positions** | - | - | - | - | - | - |

Class Estimate: Not applicable, as this is a program

Strategic Priority Action Plan alignment:

3.5 Increase funding to local and regional parks based on the optimal stage in infrastructure lifecycles

Program is focused on playground restorations, including play equipment and safety surface replacements, along with associated amenity and pathway improvements to enhance accessibility, and other park and recreation enhancements. It is generally delivered by the Planning, Property and Development Department on behalf of the Parks and Open Space Division of the Public Works Department.

Funding is to be allocated annually as follows:

• Approximately $300,000 each year dedicated to address general playground and amenity safety concerns as they arise city-wide.

• Remaining funding to be divided equally between each of the fifteen electoral wards.

• Any grants paid from the program require Council approval; upon approval grants will not be subject to City overheads.

* N/A - No amounts have been included in the "Previous Budgets" due to this program's on-going nature.

***Parks and Recreation Enhancement Program (continued):***

| (in $000's) | 2024 | 2025 | 2026 | 2027 | 2028 | 2029 | TOTAL |
|---|---|---|---|---|---|---|---|
| Priority Safety-Related Concerns | 300 | 300 | 304 | 300 | 300 | 300 | 1,804 |
| Charleswood-Tuxedo-Westwood | | | 64 | 67 | 65 | 65 | 261 |
| Daniel McIntyre | | | 64 | 67 | 65 | 65 | 261 |
| Elmwood-East Kildonan | | | 64 | 67 | 65 | 65 | 261 |
| Fort Rouge-East Fort Garry | | | 64 | 67 | 65 | 65 | 261 |
| Mynarski | | | 64 | 67 | 65 | 65 | 261 |
| North Kildonan | | | 64 | 67 | 65 | 65 | 261 |
| Old Kildonan | | | 64 | 67 | 65 | 65 | 261 |
| Point Douglas | | | 64 | 67 | 65 | 65 | 261 |
| River Heights-Fort Garry | | | 64 | 67 | 65 | 65 | 261 |
| St. Boniface | | | 64 | 67 | 65 | 65 | 261 |
| St. James | | | 64 | 67 | 65 | 65 | 261 |
| St. Norbert - Seine River | | | 64 | 67 | 65 | 65 | 261 |
| St. Vital | | | 64 | 67 | 65 | 65 | 261 |
| Transcona | | | 64 | 67 | 65 | 65 | 261 |
| Waverley West | | | 64 | 67 | 65 | 65 | 261 |
| **Total** | **300** | **300** | **1,264** | **1,305** | **1,275** | **1,275** | **5,719** |

The Director of Public Works may be required to reallocate ward budgets on approval of the ward councillors.

Project Name: **Soil Remediation**

Standing Policy Committee: Community Services

Department: Public Works
Project: 1853000623

Service: Parks and Natural Areas
OurWinnipeg: Good Health and Well-Being

| AUTHORIZATION | Previous Budgets | 2024 Estimate | FORECAST 2025 | 2026 | 2027 | 2028 | 2029 | Five-Year Forecast Total | Six-Year Total |
|---|---|---|---|---|---|---|---|---|---|
| Project Costs ($000's) | 139 | 311 | - | - | - | - | - | - | 311 |
| Financed by: | | | | | | | | | |
| Province of Manitoba Strategic Infrastructure Funding | | 200 | | | | | | | 200 |
| External Debt | | 111 | | | | | | | 111 |

| CASH FLOW | 2024 | 2025 | 2026 | 2027 | 2028 | 2029 | Beyond 2029 | Total |
|---|---|---|---|---|---|---|---|---|
| Project Costs ($000's) | 264 | 47 | - | - | - | - | - | 311 |
| Financed by: | | | | | | | | |
| Province of Manitoba Strategic Infrastructure Funding | 170 | 30 | | | | | | 200 |
| External Debt | 94 | 17 | | | | | | 111 |

| NET OPERATING IMPACT ($000's) | 2024 | 2025 | 2026 | 2027 | 2028 | 2029 |
|---|---|---|---|---|---|---|
| Operating costs | | | | | | |
| Debt and finance charges | 6 | 13 | 14 | 14 | 14 | 14 |
| Transfer to General Capital Fund | | | | | | |
| **Total Direct Costs** | 6 | 13 | 14 | 14 | 14 | 14 |
| Less: Incremental Revenue/Recovery | 5 | 1 | | | | |
| **Net Cost/(Benefit)** | 1 | 12 | 14 | 14 | 14 | 14 |
| **Incremental Full Time Equivalent Positions** | - | - | - | - | - | - |

Class Estimate: 3

Strategic Priority Action Plan alignment: None

Project will fund removal of lead-contaminated soil and land restoration at Weston Memorial Community Centre hockey rink, restoration to asphalt.

Project Name: **Bridgwater Forest Fountain**

Standing Policy Committee: Community Services

Department: Public Works
Project: 1853000624

Service: Parks and Natural Areas
OurWinnipeg: Good Health and Well-Being

| AUTHORIZATION | Previous Budgets | 2024 Estimate | FORECAST 2025 | 2026 | 2027 | 2028 | 2029 | Five-Year Forecast Total | Six-Year Total |
|---|---|---|---|---|---|---|---|---|---|
| Project Costs ($000's) | - | 200 | - | - | - | - | - | - | 200 |
| Financed by: | | | | | | | | | |
| External Debt | | 200 | | | | | | | 200 |

| CASH FLOW | 2024 | 2025 | 2026 | 2027 | 2028 | 2029 | Beyond 2029 | Total |
|---|---|---|---|---|---|---|---|---|
| Project Costs ($000's) | 170 | 30 | - | - | - | - | - | 200 |
| Financed by: | | | | | | | | |
| External Debt | 170 | 30 | | | | | | 200 |

| NET OPERATING IMPACT ($000's) | 2024 | 2025 | 2026 | 2027 | 2028 | 2029 |
|---|---|---|---|---|---|---|
| Operating costs | | | | | | |
| Debt and finance charges | 11 | 23 | 25 | 25 | 25 | 25 |
| Transfer to General Capital Fund | | | | | | |
| **Total Direct Costs** | 11 | 23 | 25 | 25 | 25 | 25 |
| Less: Incremental Revenue/Recovery | 6 | 1 | | | | |
| **Net Cost/(Benefit)** | 5 | 22 | 25 | 25 | 25 | 25 |
| **Incremental Full Time Equivalent Positions** | - | - | - | - | - | - |

Class Estimate: 5

Strategic Priority Action Plan alignment: 3.5 Increase funding to local and regional parks based on the optimal stage in infrastructure lifecycles

Project will fund repairs to the Bridgwater Forest Fountain.

Project Name: **Assiniboine Park Conservancy - Infrastructure and Sustainability**

Standing Policy Committee: Community Services

Department: Public Works
Project: 1852000124

Service: Parks and Natural Areas
OurWinnipeg: Good Health and Well-Being

| AUTHORIZATION | Previous Budgets | 2024 Estimate | FORECAST 2025 | 2026 | 2027 | 2028 | 2029 | Five-Year Forecast Total | Six-Year Total |
|---|---|---|---|---|---|---|---|---|---|
| Project Costs ($000's) | N/A* | 5,900 | 5,400 | 5,400 | 5,400 | 5,400 | 5,400 | 27,000 | 32,900 |
| Financed by: | | | | | | | | | |
| Cash to Capital | | | | | | 146 | 140 | 286 | 286 |
| Canada Community-Building Fund | | 1,690 | 1,336 | 2,000 | 2,980 | 1,854 | 1,860 | 10,030 | 11,720 |
| External Debt | | 3,900 | 4,064 | 3,400 | 2,420 | 3,400 | 3,400 | 16,684 | 20,584 |
| Transfer from Prior Year Authorization | | 310 | | | | | | - | 310 |

| CASH FLOW | 2024 | 2025 | 2026 | 2027 | 2028 | 2029 | Beyond 2029 | Total |
|---|---|---|---|---|---|---|---|---|
| Project Costs ($000's) | 5,900 | 5,400 | 5,400 | 5,400 | 5,400 | 5,400 | - | 32,900 |
| Financed by: | | | | | | | | |
| Cash to Capital | | | | | 146 | 140 | | 286 |
| Canada Community-Building Fund | 1,690 | 1,336 | 2,000 | 2,980 | 1,854 | 1,860 | | 11,720 |
| External Debt | 3,900 | 4,064 | 3,400 | 2,420 | 3,400 | 3,400 | | 20,584 |
| Transfer from Prior Year Authorization | 310 | | | | | | | 310 |

| NET OPERATING IMPACT ($000's) | 2024 | 2025 | 2026 | 2027 | 2028 | 2029 |
|---|---|---|---|---|---|---|
| Operating costs | | | | | | |
| Debt and finance charges | 243 | 750 | 1,232 | 1,611 | 1,988 | 2,429 |
| Transfer to General Capital Fund | | | | | 146 | 140 |
| **Total Direct Costs** | 243 | 750 | 1,232 | 1,611 | 2,134 | 2,569 |
| Less: Incremental Revenue/Recovery | | | | | | |
| **Net Cost/(Benefit)** | 243 | 750 | 1,232 | 1,611 | 2,134 | 2,569 |
| **Incremental Full Time Equivalent Positions** | - | - | - | - | - | - |

Class Estimate: Not applicable

Strategic Priority Action Plan alignment: 3.5 Increase funding to local and regional parks based on the optimal stage in infrastructure lifecycles

These capital dollars represent the City's ongoing commitment to Assiniboine Park building repairs, upgrades and park improvements.

The first year of funding for this capital grant was 2010 with $5.123 million provided each year from 2010 to 2019 and $5.1 million in 2021. The redetermination process for the grant was completed in 2020 and funding has been included at $5.4 million from 2024 - 2029.

A one-time increase of $500,000 in 2024 is for the architectural planning for three specific projects (red panda facility, snow leopard facility, and animal hospital).

The capital grant authorized through this capital budget is subject to redetermination in 2024 to inform future requirements for 2025 onward.

The release of capital funds is subject to annual explanation and submission from Assiniboine Park Conservancy of projected cash flow needs, to the Public Service.

Funding in 2024 includes $310,000 rebudgeted from the 2019 Grant Park Recreation Campus project - see Appendix 4.

As this is a capital grant program, it is exempt from interest and administrative overhead capital charges.

* N/A - No amounts have been included in the "Previous Budgets" due to this commitment's on-going nature.

Project Name: **Urban Forest Renewal Program**

Standing Policy Committee: Community Services

Department: Public Works
Project: 1850000324

Service: Urban Forestry
OurWinnipeg: Environmental Resilience

| AUTHORIZATION | Previous Budgets | 2024 Estimate | FORECAST 2025 | 2026 | 2027 | 2028 | 2029 | Five-Year Forecast Total | Six-Year Total |
|---|---|---|---|---|---|---|---|---|---|
| Project Costs ($000's) | N/A * | 6,882 | 9,601 | 11,061 | 9,202 | 9,600 | 9,888 | 49,352 | 56,234 |
| Financed by: | | | | | | | | | |
| Cash to Capital | | | | | | 8,600 | 8,270 | 16,870 | 16,870 |
| Canada Community-Building Fund | | | | | 907 | 1,000 | 1,618 | 3,525 | 3,525 |
| Natural Resources Canada | | 2,048 | 1,988 | 2,603 | | | | 4,591 | 6,639 |
| Province of Manitoba Strategic Infrastructure Funding | | 4,834 | 7,613 | 5,475 | 8,295 | | | 21,383 | 26,217 |
| External Debt | | | | 2,983 | | | | 2,983 | 2,983 |

| CASH FLOW | 2024 | 2025 | 2026 | 2027 | 2028 | 2029 | Beyond 2029 | Total |
|---|---|---|---|---|---|---|---|---|
| Project Costs ($000's) | 5,850 | 9,193 | 10,843 | 9,480 | 9,540 | 9,845 | 1,483 | 56,234 |
| Financed by: | | | | | | | | |
| Cash to Capital | | | | | 7,310 | 8,320 | 1,240 | 16,870 |
| Canada Community-Building Fund | | | | 771 | 986 | 1,525 | 243 | 3,525 |
| Natural Resources Canada | 1,741 | 1,997 | 2,511 | 390 | | | | 6,639 |
| Province of Manitoba Strategic Infrastructure Funding | 4,109 | 7,196 | 5,796 | 7,872 | 1,244 | | | 26,217 |
| External Debt | | | 2,536 | 447 | | | | 2,983 |

| NET OPERATING IMPACT ($000's) | 2024 | 2025 | 2026 | 2027 | 2028 | 2029 |
|---|---|---|---|---|---|---|
| Operating costs | | | | | | |
| Debt and finance charges | | | 120 | 264 | 286 | 286 |
| Transfer to General Capital Fund | | | | | 8,600 | 8,270 |
| **Total Direct Costs** | - | - | 120 | 264 | 8,886 | 8,556 |
| Less: Incremental Revenue/Recovery | 73 | 100 | 151 | 109 | 246 | 266 |
| **Net Cost/(Benefit)** | (73) | (100) | (31) | 155 | 8,640 | 8,290 |
| **Incremental Full Time Equivalent Positions** | - | - | - | - | - | - |

Class Estimate: Not applicable, as this is a program

Strategic Priority Action Plan alignment: 4.1 Plant new and replacement trees in streets and parks using a 2:1 ratio

This program supports sustainable urban forest management practices in alignment with the service targets established in the Winnipeg Urban Forest Strategy.

Resources will be allocated towards the following types of work on a priority basis:

• Standard tree planting in parks

• Standard tree planting along street boulevards

• Enhanced tree planting (tree vaults and suspended pavement systems) along major streets in coordination with street and sidewalk renewals

• Tree pruning and removals

***Urban Forest Renewal Program (continued):***

• Targeted removals of trees affected by Dutch Elm Disease (DED)

• Ongoing monitoring and surveillance of Dutch Elm Disease (DED) and related elm management

• Tree inventory

• Emerald Ash Borer (EAB) response

The program will further support consultation and external services including studies, policy development, plans, and other related action items established in the Winnipeg Urban Forest Strategy, as required.

Funding in 2024 includes seasonal temporary positions (up to 12.0 full-time equivalents).

The funding from Natural Resources Canada of $6.639 million relates to the cost-sharing agreement and ancillary agreement between the Federal Government and the City of Winnipeg for the Two Billion Trees grant program.

* N/A - No amounts have been included in the "Previous Budgets" due to this program's on-going nature.

Project Name: **Insect Control Branch Equipment Renewal**

Standing Policy Committee: Community Services

Department: Public Works
Project: 1850000427

Service: Insect Control
OurWinnipeg: Good Health and Well-Being

| AUTHORIZATION | Previous Budgets | 2024 Estimate | FORECAST 2025 | 2026 | 2027 | 2028 | 2029 | Five-Year Forecast Total | Six-Year Total |
|---|---|---|---|---|---|---|---|---|---|
| Project Costs ($000's) | N/A * | - | - | - | 900 | - | - | 900 | 900 |
| Financed by: | | | | | | | | | |
| External Debt | | | | | 900 | | | 900 | 900 |

| CASH FLOW | 2024 | 2025 | 2026 | 2027 | 2028 | 2029 | Beyond 2029 | Total |
|---|---|---|---|---|---|---|---|---|
| Project Costs ($000's) | - | - | - | 765 | 135 | - | - | 900 |
| Financed by: | | | | | | | | |
| External Debt | | | | 765 | 135 | | | 900 |

| NET OPERATING IMPACT ($000's) | 2024 | 2025 | 2026 | 2027 | 2028 | 2029 |
|---|---|---|---|---|---|---|
| Operating costs | | | | | | |
| Debt and finance charges | | | | 36 | 80 | 86 |
| Transfer to General Capital Fund | | | | | | |
| **Total Direct Costs** | - | - | - | 36 | 80 | 86 |
| Less: Incremental Revenue/Recovery | | | | 25 | 4 | |
| **Net Cost/(Benefit)** | - | - | - | 11 | 76 | 86 |
| **Incremental Full Time Equivalent Positions** | - | - | - | - | - | - |

Class Estimate: Not applicable, as this is a program

Strategic Priority Action Plan alignment: Support to front line services

This program will support the acquisition and replacement of specialty equipment in the Insect Control Branch that are nearing their end-of-life. These pieces of equipment enable a variety of critical pest control activities, such as larviciding, fogging, and tree spraying.

* N/A - No amounts have been included in the "Previous Budgets" due to this program's on-going nature.

Project Name: **Library Facility Safety, Security and Accessibility Improvements Program**

Standing Policy Committee: Community Services

Department: Community Services
Project: 6210000124

Service: Libraries
OurWinnipeg: Social Equity

| AUTHORIZATION | Previous Budgets | 2024 Estimate | FORECAST 2025 | 2026 | 2027 | 2028 | 2029 | Five-Year Forecast Total | Six-Year Total |
|---|---|---|---|---|---|---|---|---|---|
| Project Costs ($000's) | N/A * | 175 | - | 300 | 200 | 200 | 300 | 1,000 | 1,175 |
| Financed by: | | | | | | | | | |
| Cash to Capital | | | | | | 200 | 300 | 500 | 500 |
| Province of Manitoba Strategic Infrastructure Funding | | | | | 200 | | | 200 | 200 |
| External Debt | | | | 300 | | | | 300 | 300 |
| Transfer from Prior Year Authorization | | 175 | | | | | | - | 175 |

| CASH FLOW | 2024 | 2025 | 2026 | 2027 | 2028 | 2029 | Beyond 2029 | Total |
|---|---|---|---|---|---|---|---|---|
| Project Costs ($000's) | 175 | - | 300 | 200 | 200 | 300 | - | 1,175 |
| Financed by: | | | | | | | | |
| Cash to Capital | | | | | 200 | 300 | | 500 |
| Province of Manitoba Strategic Infrastructure Funding | | | | 200 | | | | 200 |
| External Debt | | | 300 | | | | | 300 |
| Transfer from Prior Year Authorization | 175 | | | | | | | 175 |

| NET OPERATING IMPACT ($000's) | 2024 | 2025 | 2026 | 2027 | 2028 | 2029 |
|---|---|---|---|---|---|---|
| Operating costs | | | | | | |
| Debt and finance charges | | | 19 | 39 | 39 | 39 |
| Transfer to General Capital Fund | | | | | 200 | 300 |
| **Total Direct Costs** | - | - | 19 | 39 | 239 | 339 |
| Less: Incremental Revenue/Recovery | 6 | | 10 | 3 | 7 | 10 |
| **Net Cost/(Benefit)** | (6) | - | 9 | 36 | 232 | 329 |
| **Incremental Full Time Equivalent Positions** | - | - | - | - | - | - |

Class Estimate: Not applicable, as this is a program

Strategic Priority Action Plan alignment: Support to front line services

This funding is distinct from the 2023 one-time funding of $75,000 announced for ongoing security reviews, feasibility studies, or work launched in 2023 in consultation with Millennium Library staff. Further capital investment to address additional security needs may be forthcoming in 2024 through budget amendments, pending recommendations from a feasibility study.

This capital program addresses workplace and public health, safety, security, and accessibility issues. Library facility amenities must be refurbished to meet public health and safety standards, regulations, and to meet the needs of the public.

***Library Facility Safety, Security and Accessibility Improvements Program (continued):***

Capital funding is required to address three areas:

1. Safety/security issues need to be addressed in many libraries including installing and upgrading Closed Circuit Television (CCTV) System monitoring technology, and other building upgrades as required to ensure that libraries remain safe and welcoming to the community and deter vandalism and graffiti.

2. Universal design / accessibility issues, both physical and customer-service related, need to be addressed including upgrading lighting, adding exterior ramps, upgrading public and staff washrooms, improving wayfinding signage, and installing life-safety apparatus to meet the needs of persons with disabilities. Also includes signage needs on the exterior and interiors of library facilities, including electronic signs, for promotion of services and programs that are required to make libraries more visible to the community.

3. Health related items such as Automated External Defibrillators (AED) and sanitary water bottle filling stations.

Each year a portion of the funds will be utilized for projects within library facilities based upon priorities. Project list and timing is subject to change due to operational requirements and unexpected urgent needs.

Funding includes $175,000 re-budgeted from 2019 adopted capital programs - see Appendix 4.

* N/A - No amounts have been included in the "Previous Budgets" due to this program's on-going nature.

Project Name: **Library Refurbishment & Interior Infrastructure Program**

Standing Policy Committee: Community Services

Department: Community Services
Project: 6210000226

Service: Libraries
OurWinnipeg: Social Equity

| AUTHORIZATION | Previous Budgets | 2024 Estimate | FORECAST 2025 | 2026 | 2027 | 2028 | 2029 | Five-Year Forecast Total | Six-Year Total |
|---|---|---|---|---|---|---|---|---|---|
| Project Costs ($000's) | N/A * | - | - | 545 | - | 500 | 150 | 1,195 | 1,195 |
| Financed by: | | | | | | | | | |
| Cash to Capital | | | | | | 500 | 150 | 650 | 650 |
| External Debt | | | | 545 | | | | 545 | 545 |

| CASH FLOW | 2024 | 2025 | 2026 | 2027 | 2028 | 2029 | Beyond 2029 | Total |
|---|---|---|---|---|---|---|---|---|
| Project Costs ($000's) | - | - | 545 | - | 500 | 150 | - | 1,195 |
| Financed by: | | | | | | | | |
| Cash to Capital | | | | | 500 | 150 | | 650 |
| External Debt | | | 545 | | | | | 545 |

| NET OPERATING IMPACT ($000's) | 2024 | 2025 | 2026 | 2027 | 2028 | 2029 |
|---|---|---|---|---|---|---|
| Operating costs | | | | | | |
| Debt and finance charges | | | 35 | 71 | 71 | 71 |
| Transfer to General Capital Fund | | | | | 500 | 150 |
| **Total Direct Costs** | - | - | 35 | 71 | 571 | 221 |
| Less: Incremental Revenue/Recovery | | | 18 | | 16 | 5 |
| **Net Cost/(Benefit)** | - | - | 17 | 71 | 555 | 216 |
| **Incremental Full Time Equivalent Positions** | - | - | - | - | - | - |

Class Estimate: Not applicable, as this is a program

Strategic Priority Action Plan alignment: Support to front line services

This capital program is required to support small renovations and replacement of interior infrastructure (e.g. workstations, public work space, furniture, shelving and children's literacy areas) at libraries. Renovations and interior infrastructure replacement is required in order to ensure that library branches are safe, functional, accessible and part of a welcoming environment for library users that meets defined customer levels of service.

Projects may include but are not limited to:

1. Sir William Stephenson Library - Interior renovation and new universal toilet room
2. Munroe Library – Lighting upgrade
3. Various Libraries – Furniture and fixtures to replace damaged items

Project list and timing is subject to change due to operational requirements and unexpected urgent needs.

* N/A - No amounts have been included in the "Previous Budgets" due to this program's on-going nature.

Project Name: **Northwest Winnipeg New Library**

Standing Policy Committee: Community Services

Department: Community Services
Project: 0762100124

Service: Libraries
OurWinnipeg: Social Equity

| AUTHORIZATION | Previous Budgets | 2024 Estimate | FORECAST 2025 | 2026 | 2027 | 2028 | 2029 | Five-Year Forecast Total | Six-Year Total |
|---|---|---|---|---|---|---|---|---|---|
| Project Costs ($000's) | - | 4,713 | - | - | - | - | - | - | 4,713 |
| Financed by: | | | | | | | | | |
| Province of Manitoba Strategic Infrastructure Funding | | 1,000 | | | | | | - | 1,000 |
| Transfer from Prior Year Authorization * | | 3,713 | | | | | | - | 3,713 |

| CASH FLOW | 2024 | 2025 | 2026 | 2027 | 2028 | 2029 | Beyond 2029 | Total |
|---|---|---|---|---|---|---|---|---|
| Project Costs ($000's) | 4,713 | - | - | - | - | - | - | 4,713 |
| Financed by: | | | | | | | | |
| Province of Manitoba Strategic Infrastructure Funding | 1,000 | | | | | | | 1,000 |
| Transfer from Prior Year Authorization | 3,713 | | | | | | | 3,713 |

| NET OPERATING IMPACT ($000's) | 2024 | 2025 | 2026 | 2027 | 2028 | 2029 |
|---|---|---|---|---|---|---|
| Operating costs | | 1,595 | 1,368 | 1,381 | 1,409 | 1,437 |
| Debt and finance charges | | | | | | |
| Transfer to General Capital Fund | | | | | | |
| **Total Direct Costs** | - | 1,595 | 1,368 | 1,381 | 1,409 | 1,437 |
| Less: Incremental Revenue/Recovery | 133 | | | | | |
| **Net Cost/(Benefit)** | (133) | 1,595 | 1,368 | 1,381 | 1,409 | 1,437 |
| **Incremental Full Time Equivalent Positions** | - | 3.26 | 9.77 | 9.77 | 9.77 | 9.77 |

Class Estimate: 5

Strategic Priority Action Plan alignment: None

The northwest area of Winnipeg is comprised of established neighbourhoods; it is also experiencing residential growth with new neighbourhoods being developed. Service requirements include the need for a library to serve this growing community. Funding is for a new leased library that will provide modern, flexible space offering universal access to a full range of library services and programs.

Total capital funding of $4.713 million is based on a preliminary class 5 estimate for planning, design, capital leasehold improvements/ construction, and interior infrastructure and is subject to change as class estimates are refined. Construction will not commence until a class 3 estimate is obtained.

The incremental operating costs required for this net new library including salaries and benefits, library collection materials, and lease costs are provided in the Community Services Department budget starting September 1, 2025.

Negotiations for this lease will be required in 2024.

Funding includes $3.713 million rebudgeted from 2022 adopted capital programs - see Appendix 4.

* Prior Year Authorization funding includes $1.471 million of Province of Manitoba Strategic Infrastructure Funding.

Project Name: **Recreational Facility Safety, Security and Accessibility Improvements Program**

Standing Policy Committee: Community Services

Department: Community Services
Project: 6250000124

Service: Recreation
OurWinnipeg: Good Health and Well-Being

| AUTHORIZATION | Previous Budgets | 2024 Estimate | FORECAST 2025 | 2026 | 2027 | 2028 | 2029 | Five-Year Forecast Total | Six-Year Total |
|---|---|---|---|---|---|---|---|---|---|
| Project Costs ($000's) | N/A * | 172 | 200 | 223 | 185 | 210 | 956 | 1,774 | 1,946 |
| Financed by: | | | | | | | | | |
| Cash to Capital | | 75 | | | | 210 | 956 | 1,166 | 1,241 |
| Province of Manitoba Strategic Infrastructure Funding | | | 200 | | 185 | | | 385 | 385 |
| External Debt | | 97 | | 223 | | | | 223 | 320 |

| CASH FLOW | 2024 | 2025 | 2026 | 2027 | 2028 | 2029 | Beyond 2029 | Total |
|---|---|---|---|---|---|---|---|---|
| Project Costs ($000's) | 172 | 200 | 223 | 185 | 210 | 956 | - | 1,946 |
| Financed by: | | | | | | | | |
| Cash to Capital | 75 | | | | 210 | 956 | | 1,241 |
| Province of Manitoba Strategic Infrastructure Funding | | 200 | | 185 | | | | 385 |
| External Debt | 97 | | 223 | | | | | 320 |

| NET OPERATING IMPACT ($000's) | 2024 | 2025 | 2026 | 2027 | 2028 | 2029 |
|---|---|---|---|---|---|---|
| Operating costs | | | | | | |
| Debt and finance charges | 4 | 9 | 20 | 30 | 30 | 30 |
| Transfer to General Capital Fund | 75 | | | | 210 | 956 |
| **Total Direct Costs** | 79 | 9 | 20 | 30 | 240 | 986 |
| Less: Incremental Revenue/Recovery | 6 | 3 | 7 | 2 | 7 | 31 |
| **Net Cost/(Benefit)** | 73 | 6 | 13 | 28 | 233 | 955 |
| **Incremental Full Time Equivalent Positions** | - | - | - | - | - | - |

Class Estimate: Not applicable, as this is a program

Strategic Priority Action Plan alignment: Support to front line services

This capital program addresses workplace and public safety, health, and accessibility issues.

Recreation and aquatic facility amenities must be refurbished to meet public health and safety standards, regulations, and to enhance facilities to meet the needs of the public. Capital funding is required to address three areas:

1. Safety issues need to be addressed including upgrading lighting, installing and upgrading closed circuit television video monitoring technology, automated external defibrillator replacements at facilities and other building upgrades as required to ensure that facilities remain safe and welcoming to the community.

2. Address physical and customer service accessibility issues including washrooms, change rooms, specialty change rooms, kitchens, signage, public entranceways and installing life safety apparatus to meet accessibility needs.

3. Upgrades and replacements to facility signage including electronic signs for promotion of services and programs.

Each year a portion of the funds will be utilized for projects within the City's aquatic facilities and recreation centres based upon priorities. Project list and timing is subject to change due to operational requirements and unexpected urgent needs.

Of the 2024 budget, $75,000 is allocated to undertake a feasibility study and class 5 estimate for a proposed expansion of the Maples Community Centre that will address population growth and community programming needs. The funding is conditional on the local community member board meeting regularly for 12 months and having the capacity to oversee and manage the study.

* N/A - No amounts have been included in the "Previous Budgets" due to this program's on-going nature.

Project Name: **Fitness Equipment Upgrade Program**

Standing Policy Committee: Community Services

Department: Community Services
Project: 6250000224

Service: Recreation
OurWinnipeg: Good Health and Well-Being

| AUTHORIZATION | Previous Budgets | 2024 Estimate | FORECAST 2025 | 2026 | 2027 | 2028 | 2029 | Five-Year Forecast Total | Six-Year Total |
|---|---|---|---|---|---|---|---|---|---|
| Project Costs ($000's) | N/A * | 255 | 320 | 330 | 340 | 350 | 360 | 1,700 | 1,955 |
| Financed by: | | | | | | | | | |
| Cash to Capital | | | | | | 350 | 360 | 710 | 710 |
| Province of Manitoba Strategic Infrastructure Funding | | 255 | 320 | | 340 | | | 660 | 915 |
| External Debt | | | | 330 | | | | 330 | 330 |

| CASH FLOW | 2024 | 2025 | 2026 | 2027 | 2028 | 2029 | Beyond 2029 | Total |
|---|---|---|---|---|---|---|---|---|
| Project Costs ($000's) | 255 | 320 | 330 | 340 | 350 | 360 | - | 1,955 |
| Financed by: | | | | | | | | |
| Cash to Capital | | | | | 350 | 360 | | 710 |
| Province of Manitoba Strategic Infrastructure Funding | 255 | 320 | | 340 | | | | 915 |
| External Debt | | | 330 | | | | | 330 |

| NET OPERATING IMPACT ($000's) | 2024 | 2025 | 2026 | 2027 | 2028 | 2029 |
|---|---|---|---|---|---|---|
| Operating costs | | | | | | |
| Debt and finance charges | | | 38 | 78 | 78 | 78 |
| Transfer to General Capital Fund | | | | | 350 | 360 |
| **Total Direct Costs** | - | - | 38 | 78 | 428 | 438 |
| Less: Incremental Revenue/Recovery | 3 | 4 | 11 | 4 | 11 | 12 |
| **Net Cost/(Benefit)** | (3) | (4) | 27 | 74 | 417 | 426 |
| **Incremental Full Time Equivalent Positions** | - | - | - | - | - | - |

Class Estimate: Not applicable, as this is a program

Strategic Priority Action Plan alignment: Support to front line services

Capital funding is required to replace cardio and strength based fitness equipment, on a rotating cycle, at the City's multi-use recreation and aquatic facilities, to continue to meet the program needs of patrons and to minimize safety issues that could arise from aging fitness equipment. Lifecycle renewal of fitness equipment is a key part of the department's asset management plan in order to maintain customer levels of service.

* N/A - No amounts have been included in the "Previous Budgets" due to this program's on-going nature.

Project Name: **Marj Edey Park Recreation Campus Study**

Standing Policy Committee: Community Services

Department: Community Services
Project: 6255000124

Service: Recreation
OurWinnipeg: Good Health and Well-Being

| AUTHORIZATION | Previous Budgets | 2024 Estimate | FORECAST 2025 | 2026 | 2027 | 2028 | 2029 | Five-Year Forecast Total | Six-Year Total |
|---|---|---|---|---|---|---|---|---|---|
| Project Costs ($000's) | - | 350 | - | - | - | - | - | - | 350 |
| Financed by: | | | | | | | | | |
| External Debt | | 350 | | | | | | - | 350 |

| CASH FLOW | 2024 | 2025 | 2026 | 2027 | 2028 | 2029 | Beyond 2029 | Total |
|---|---|---|---|---|---|---|---|---|
| Project Costs ($000's) | 350 | - | - | - | - | - | - | 350 |
| Financed by: | | | | | | | | |
| External Debt | 350 | | | | | | | 350 |

| NET OPERATING IMPACT ($000's) | 2024 | 2025 | 2026 | 2027 | 2028 | 2029 |
|---|---|---|---|---|---|---|
| Operating costs | | | | | | |
| Debt and finance charges | 14 | 23 | 23 | 23 | 23 | 23 |
| Transfer to General Capital Fund | | | | | | |
| **Total Direct Costs** | 14 | 23 | 23 | 23 | 23 | 23 |
| Less: Incremental Revenue/Recovery | 11 | | | | | |
| **Net Cost/(Benefit)** | 3 | 23 | 23 | 23 | 23 | 23 |
| **Incremental Full Time Equivalent Positions** | - | - | - | - | - | - |

Class Estimate: 3

Strategic Priority Action Plan alignment: 3.6 Increase funding to implement the Winnipeg Recreation Strategy

The Assiniboine South-West area of Winnipeg, which includes the Charleswood Ward, is comprised of established neighbourhoods but is also experiencing residential growth with new neighbourhoods being developed. The area is served by a number of community organizations and recreation facilities including three community centres. While many of the existing programs and facilities are well-used, some of the facilities are outdated with limited accessibility, insufficient programming spaces, and a lack of key amenities. The three Charleswood community centres are in the process of amalgamating their Board of Directors into one administrative entity to help increase their capacity and to better serve the community.

To address the growing need for modern recreation facilities and relevant programming, funding will support a planning process and completion of a feasibility study that includes:

• consultation with relevant stakeholders on community recreation needs;

• consideration of opportunities to leverage or consolidate community resources to better meet community needs;

• conceptual designs, drawings and site plans along with presentation images/renderings for a new recreation campus on City-owned land in Marj Edey Park including but not limited to indoor aquatics, indoor arena, fieldhouse, gymnasiums, curling sheets, spray pad and community amenities;

• a public engagement process to gather input on recreation interests of area residents and feedback on the proposed concept;

• a class 5 estimate for design and construction of the facility.

Additional funding will be required in future years in order to advance the project beyond the feasibility phase.

Incremental operating costs cannot be estimated at this time and will be included / requested when known.

Project Name: **South Winnipeg Community Centre - Richmond Site - Gymnasium Expansion**

Standing Policy Committee: Community Services

Department: Community Services
Project: 0762500124

Service: Recreation
OurWinnipeg: Good Health and Well-Being

| AUTHORIZATION | Previous Budgets | 2024 Estimate | FORECAST 2025 | 2026 | 2027 | 2028 | 2029 | Five-Year Forecast Total | Six-Year Total |
|---|---|---|---|---|---|---|---|---|---|
| Project Costs ($000's) | - | 350 | - | - | - | - | - | - | 350 |
| Financed by: | | | | | | | | | |
| Canada Community-Building Fund | | 258 | | | | | | - | 258 |
| External Debt | | 92 | | | | | | - | 92 |

| CASH FLOW | 2024 | 2025 | 2026 | 2027 | 2028 | 2029 | Beyond 2029 | Total |
|---|---|---|---|---|---|---|---|---|
| Project Costs ($000's) | 350 | - | - | - | - | - | - | 350 |
| Financed by: | | | | | | | | |
| Canada Community-Building Fund | 258 | | | | | | | 258 |
| External Debt | 92 | | | | | | | 92 |

| NET OPERATING IMPACT ($000's) | 2024 | 2025 | 2026 | 2027 | 2028 | 2029 |
|---|---|---|---|---|---|---|
| Operating costs | | | | | | |
| Debt and finance charges | 4 | 6 | 6 | 6 | 6 | 6 |
| Transfer to General Capital Fund | | | | | | |
| **Total Direct Costs** | 4 | 6 | 6 | 6 | 6 | 6 |
| Less: Incremental Revenue/Recovery | 6 | | | | | |
| **Net Cost/(Benefit)** | (2) | 6 | 6 | 6 | 6 | 6 |
| **Incremental Full Time Equivalent Positions** | - | - | - | - | - | - |

Class Estimate: 3

Strategic Priority Action Plan alignment: 3.6 Increase funding to implement the Winnipeg Recreation Strategy

South Winnipeg Community Centre has been an important and vibrant community asset in south Winnipeg for many years. The community centre operates multiple sites, including the Richmond site which is located in a geographic area of higher poverty. The existing facility requires investment to update and expand the programming spaces to better serve this vibrant, growing, and diverse community. A 2023 re-envisioning process identified new opportunities for the Richmond site including the addition of a gymnasium.

Capital funding of $350,000 will support preliminary design to obtain a class 3 estimate for a gymnasium expansion and resulting siteworks including parking lot expansion at the South Winnipeg Community Centre - Richmond site. The design process will also incorporate public and stakeholder engagement to confirm project scope and obtain feedback on the proposed design.

The current class 5 total estimated project cost is in excess of $12 million. The total estimated project cost will be refined and updated upon completion of the preliminary design and class 3 estimate. Additional funding will be required in future years to advance detailed design and construction of the facility.

Incremental operating costs cannot be estimated at this time and will be included / requested when known.

Project construction will not proceed until a class 3 estimate is obtained and the project is fully funded.

Project Name: **Bonavista Recreation and Leisure Centre**

Standing Policy Committee: Community Services

Department: Community Services
Project: 0762500224

Service: Recreation
OurWinnipeg: Recreation

| AUTHORIZATION | Previous Budgets | 2024 Estimate | FORECAST 2025 | 2026 | 2027 | 2028 | 2029 | Five-Year Forecast Total | Six-Year Total |
|---|---|---|---|---|---|---|---|---|---|
| Project Costs ($000's) | - | 250 | 2,500 | 2,500 | - | - | - | 5,000 | 5,250 |
| Financed by: | | | | | | | | | |
| Canada Community-Building Fund | | 197 | | | | | | - | 197 |
| External Debt | | 53 | 2,500 | 2,500 | | | | 5,000 | 5,053 |

| CASH FLOW | 2024 | 2025 | 2026 | 2027 | 2028 | 2029 | Beyond 2029 | Total |
|---|---|---|---|---|---|---|---|---|
| Project Costs ($000's) | 250 | 2,500 | 2,500 | - | - | - | - | 5,250 |
| Financed by: | | | | | | | | |
| Canada Community-Building Fund | 197 | | | | | | | 197 |
| External Debt | 53 | 2,500 | 2,500 | | | | | 5,053 |

| NET OPERATING IMPACT ($000's) | 2024 | 2025 | 2026 | 2027 | 2028 | 2029 |
|---|---|---|---|---|---|---|
| Operating costs | | | | | | |
| Debt and finance charges | 6 | 119 | 299 | 373 | 373 | 366 |
| Transfer to General Capital Fund | | | | | | |
| **Total Direct Costs** | 6 | 119 | 299 | 373 | 373 | 366 |
| Less: Incremental Revenue/Recovery | 4 | 81 | 81 | | | |
| **Net Cost/(Benefit)** | 2 | 38 | 218 | 373 | 373 | 366 |
| **Incremental Full Time Equivalent Positions** | - | - | - | - | - | - |

Class Estimate: See table below

| | 2024 | 2025 | 2026 | 2027 | 2028 | 2029 |
|---|---|---|---|---|---|---|
| **Class Estimate** | **3** | **5** | **5** | | | |
| **Authorization ($000's)** | | | | | | |
| Feasibility | 250 | | | | | |
| Preliminary Design | | 750 | | | | |
| Detailed Design & Construction | | 1,750 | 2,500 | | | |

Strategic Priority Action Plan alignment: 3.6 Increase funding to implement the Winnipeg Recreation Strategy

The project involves the development of a new Bonavista Recreation and Leisure Centre to serve established and new neighbourhoods in southeast Winnipeg. An approximately 11 acre parcel of parkland has been acquired in the Bonavista neighbourhood (on Warde Avenue) for development of the facility and other outdoor recreation and parks purposes.

Funding in 2024 will support a feasibility study to assess options, develop a facility concept, and obtain a class 4 cost estimate. The process will also incorporate public and stakeholder engagement to confirm project scope and obtain feedback on the proposed concept.

The current class 5 total estimated project cost is $16 million. The total estimated project cost will be refined and updated upon completion of the feasibility study.

City funding in future years will support design and construction of the facility and is subject to leveraging other governmental funding.

Project construction will not proceed until a class 3 estimate is obtained and the project is fully funded.

Incremental operating costs for the recreation and leisure centre cannot be estimated at this time and will be included when known.

Project Name: **Decommissioning Aquatic Facilities**

Standing Policy Committee: Community Services

Department: Community Services
Project: 0762500324

Service: Recreation
OurWinnipeg: Good Health and Well-Being

| AUTHORIZATION | Previous Budgets | 2024 Estimate | FORECAST 2025 | 2026 | 2027 | 2028 | 2029 | Five-Year Forecast Total | Six-Year Total |
|---|---|---|---|---|---|---|---|---|---|
| Project Costs ($000's) | N/A * | 150 | 200 | - | - | - | - | 200 | 350 |
| Financed by: | | | | | | | | | |
| Cash to Capital | | 150 | 200 | | | | | 200 | 350 |

| CASH FLOW | 2024 | 2025 | 2026 | 2027 | 2028 | 2029 | Beyond 2029 | Total |
|---|---|---|---|---|---|---|---|---|
| Project Costs ($000's) | 150 | 200 | - | - | - | - | - | 350 |
| Financed by: | | | | | | | | |
| Cash to Capital | 150 | 200 | | | | | | 350 |

| NET OPERATING IMPACT ($000's) | 2024 | 2025 | 2026 | 2027 | 2028 | 2029 |
|---|---|---|---|---|---|---|
| Operating costs | | | | | | |
| Debt and finance charges | | | | | | |
| Transfer to General Capital Fund | 150 | 200 | | | | |
| **Total Direct Costs** | 150 | 200 | - | - | - | - |
| Less: Incremental Revenue/Recovery | 5 | 7 | | | | |
| **Net Cost/(Benefit)** | 145 | 193 | - | - | - | - |
| **Incremental Full Time Equivalent Positions** | - | - | - | - | - | - |

Class Estimate: Not applicable, as this is a program

Strategic Priority Action Plan alignment: 3.6 Increase funding to implement the Winnipeg Recreation Strategy

This capital program will be used to decommission existing aquatic facilities that have been closed and deemed surplus to the City's needs. Funds will be allocated to support mothballing costs until facilities can be removed, demolished, or sold along with decommissioning costs related to hazardous materials abatement, removal or demolition, and subsequent site remediation.

Funding will support the decommissioning of Happyland Outdoor Pool, Windsor Park Outdoor Pool, and Eldon Ross Indoor Pool.

Project list and timing is subject to change due to operational requirements and unexpected urgent needs.

* N/A - No amounts have been included in the "Previous Budgets" due to this program's on-going nature.

Project Name: **Spray Pad Investment Program**

Standing Policy Committee: Community Services

Department: Community Services
Project: 62570000425

Service: Recreation
OurWinnipeg: Good Health and Well-Being

| AUTHORIZATION | Previous Budgets | 2024 Estimate | FORECAST 2025 | 2026 | 2027 | 2028 | 2029 | Five-Year Forecast Total | Six-Year Total |
|---|---|---|---|---|---|---|---|---|---|
| Project Costs ($000's) | N/A * | - | 4,000 | 4,000 | 4,000 | 4,000 | 4,000 | 20,000 | 20,000 |
| Financed by: | | | | | | | | | |
| Province of Manitoba Strategic Infrastructure Funding | | | 500 | | 500 | | | 1,000 | 1,000 |
| External Debt | | | 3,500 | 4,000 | 3,500 | 4,000 | 4,000 | 19,000 | 19,000 |

| CASH FLOW | 2024 | 2025 | 2026 | 2027 | 2028 | 2029 | Beyond 2029 | Total |
|---|---|---|---|---|---|---|---|---|
| Project Costs ($000's) | - | 4,000 | 4,000 | 4,000 | 4,000 | 4,000 | - | 20,000 |
| Financed by: | | | | | | | | |
| Province of Manitoba Strategic Infrastructure Funding | | 500 | | 500 | | | | 1,000 |
| External Debt | | 3,500 | 4,000 | 3,500 | 4,000 | 4,000 | | 19,000 |

| NET OPERATING IMPACT ($000's) | 2024 | 2025 | 2026 | 2027 | 2028 | 2029 |
|---|---|---|---|---|---|---|
| Operating costs | | | | | | |
| Debt and finance charges | | 150 | 424 | 699 | 983 | 1,281 |
| Transfer to General Capital Fund | | | | | | |
| **Total Direct Costs** | - | 150 | 424 | 699 | 983 | 1,281 |
| Less: Incremental Revenue/Recovery | | 120 | 130 | 120 | 130 | 130 |
| **Net Cost/(Benefit)** | - | 30 | 294 | 579 | 853 | 1,151 |
| **Incremental Full Time Equivalent Positions** | - | - | - | - | - | - |

Class Estimate: Not applicable, as this is a program

Strategic Priority Action Plan alignment: 3.6 Increase funding to implement the Winnipeg Recreation Strategy

This capital program will construct 10 new spray pads to address service gaps and replace and/or decommission 20 wading pools. Michaëlle Jean Park/Norquay Community Centre Spray Pad, which is an existing wading pool with spray features, will be converted to function exclusively as a spray pad. Selected locations will be in alignment with the levels of service defined in the Council adopted Wading Pool Rationalization & Spray Pad Reinvestment Strategy included in the Winnipeg Recreation Strategy. Spray pads are intended to serve a 2km catchment area. However, if the spray pad is serving a geographic area of higher poverty the catchment area is 1km.

Recommendations on implementation considered the decision-making parameters identified in the two strategies noted above. For spray pad investments, considerations include: opportunities to improve service and address an existing service gap; co-location at multi-use sites to have supportive amenities such as washrooms and parking; supports a geographic area of higher poverty; provides an opportunity to consolidate older wading pools within the target level of service catchment; and supports existing community plans or initiatives. Considerations related to decommissioning wading pools are: asset age and condition; notable design or functional challenges; low utilization rates; proximity to existing (or planned) alternate wading pools/spray pads within the target level of service catchment; and opportunities for investment in alternate recreation/park amenities.

When wading pools and the associated wading pool buildings are decommissioned and removed, the area will be backfilled and sodded.

* N/A - No amounts have been included in the "Previous Budgets" due to this program's on-going nature.

Implementation Plan:

Wherever feasible, the implementation approach is to complete construction of the spray pad prior to decommissioning the identified wading pools. There are a few exceptions where other considerations (in one instance other community plans/initiatives) have resulted in a slightly different timeline.

***Spray Pad Investment Program (continued):***

| Spray Pad Investment | Design Started | Spray Pad In Service | Wading Pools To Be Decommissioned | Year |
|---|---|---|---|---|
| Winakwa Community Centre Spray Pad | 2025 | 2027 | Winakwa CC Wading Pool<br>Lomond Park Wading Pool<br>Berkshire Park Wading Pool | 2026<br>2027<br>2027 |
| Tyndall Park Community Centre Spray Pad | 2025 | 2027 | Tyndall Park CC Wading Pool<br>Walsall Park Wading Pool<br>Northwood Community Centre - Frank Whyte Site Wading Pool | 2026<br>2027<br>2027 |
| South Winnipeg Community Centre - Richmond Site Spray Pad | 2025 | 2027 | None | |
| Michaëlle Jean Park/Norquay Community Centre Spray Pad | 2025 | 2027 | Renovation to existing asset to remove the basin | |
| Chalmers Community Centre Spray Pad | 2026 | 2028 | East End Culture & Leisure Centre Wading Pool<br>Elmwood Winter Club Wading Pool<br>Morse Place Community Centre Wading Pool | 2025<br>2028<br>2028 |
| Bruce Park Spray Pad | 2026 | 2028 | Bruce Park Wading Pool<br>Marjorie Park Wading Pool<br>King Edward & Ness Wading Pool | 2027<br>2028<br>2028 |
| Beryl Watts Park Spray Pad | 2026 | 2028 | Beryl Watts Wading Pool<br>Luxton Community Centre Wading Pool | 2027<br>2028 |
| Norberry-Glenlee Community Centre - Walter Jennings Site Spray Pad | 2027 | 2029 | None | |
| Keenleyside Park/East Elmwood Community Centre Spray Pad | 2027 | 2029 | Keenleyside Park/East Elmwood CC Wading Pool<br>Braeside Park Wading Pool<br>Tomlinson Park Wading Pool | 2028<br>2029<br>2029 |
| Tuxedo Community Centre Spray Pad | 2028 | 2030 | Westdale Wading Pool | 2029 |
| Riverview Community Centre Spray Pad | 2028 | 2030 | Riverview Community Centre Wading Pool | 2029 |

The five spray pads identified below, approved in previous budgets, will be coming into service in 2024 and 2025. These spray pad investments are funded and the 13 wading pool closures identified below are authorized for closure through this spray pad capital investment program:

| Spray Pad Investment | Constructed | Spray Pad In Service | Wading Pools To Be Decommissioned | Year |
|---|---|---|---|---|
| Central Corydon Community Centre - Crescentwood Site Spray Pad | 2023 | 2024 | Central Corydon CC -Crescentwood Wading Pool<br>Harrow Park Wading Pool<br>Cordova Park Wading Pool | 2022<br>2024<br>2024 |
| Champlain Community Centre Spray Pad | 2024 | 2025 | Champlain Wading Pool | 2023 |
| Bronx Park Community Centre Spray Pad | 2024 | 2025 | Bronx Park CC Wading Pool<br>Centennial Park Wading Pool | 2024<br>2025 |
| Valour Community Centre - Clifton Site Spray Pad | 2024 | 2025 | Valour Community Centre - Clifton Site Wading Pool<br>Sargent Park Wading Pool<br>John M. King School Wading Pool | 2024<br>2025<br>2025 |
| Turtle Island Neighbourhood Centre Spray Pad | 2024 | 2025 | Turtle Island Neighbourhood Centre Wading Pool<br>William Whyte School Wading Pool<br>Strathcona Recreation Centre Wading Pool<br>Aberdeen Recreation Centre Wading Pool | 2024<br>2025<br>2025<br>2025 |

Construction will not commence until a class 3 estimate is obtained.

Upon completion of approved projects, any unspent budget will be reallocated to other projects within the program based on need at that time.

The project lists and timing are subject to change due to operational requirements, identification of technical limitations or regulatory requirements that make implementation unfeasible, and unexpected urgent needs.

Project Name: **South Winnipeg Recreation Campus: Aquatic Facility**

Standing Policy Committee: Community Services

Department: Community Services
Project: 0762500526

Service: Recreation
OurWinnipeg: Good Health and Well-Being

| AUTHORIZATION | Previous Budgets | 2024 Estimate | FORECAST 2025 | 2026 | 2027 | 2028 | 2029 | Five-Year Forecast Total | Six-Year Total |
|---|---|---|---|---|---|---|---|---|---|
| Project Costs ($000's) | - | - | - | 1,500 | - | - | - | 1,500 | 1,500 |
| Financed by: | | | | | | | | | |
| Canada Community-Building Fund | | | | 1,500 | | | | 1,500 | 1,500 |

| CASH FLOW | 2024 | 2025 | 2026 | 2027 | 2028 | 2029 | Beyond 2029 | Total |
|---|---|---|---|---|---|---|---|---|
| Project Costs ($000's) | - | - | 1,500 | - | - | - | - | 1,500 |
| Financed by: | | | | | | | | |
| Canada Community-Building Fund | | | 1,500 | | | | | 1,500 |

| NET OPERATING IMPACT ($000's) | 2024 | 2025 | 2026 | 2027 | 2028 | 2029 |
|---|---|---|---|---|---|---|
| Operating costs | | | | | | |
| Debt and finance charges | | | | | | |
| Transfer to General Capital Fund | | | | | | |
| **Total Direct Costs** | - | - | - | - | - | - |
| Less: Incremental Revenue/Recovery | | | 19 | | | |
| **Net Cost/(Benefit)** | - | - | (19) | - | - | - |
| **Incremental Full Time Equivalent Positions** | - | - | - | - | - | - |

Class Estimate: 3

Strategic Priority Action Plan alignment: 3.6 Increase funding to implement the Winnipeg Recreation Strategy

An indoor aquatic facility is planned as a future component of the South Winnipeg Recreation Campus (SWRC) in order to provide an integrated, multi-use, multi-generational regional recreation facility that meets the needs of growing communities in southwest Winnipeg. The SWRC is intended to serve a catchment area of 4-6 km that will be home to more than 120,000 residents.

Funding in 2026 is for preliminary design to obtain a class 3 estimate for the indoor aquatic addition which is planned to consist of lap and leisure pools along with affiliated mechanical/filtration systems, change rooms, administrative and program spaces, and site development. The current class 5 total estimated project cost is $55 million. The total estimated project cost will be refined and updated upon completion of the preliminary design and class 3 estimate.

Incremental operating costs cannot be estimated at this time and will be included when known.

Project construction will not proceed until a class 3 estimate is obtained and the project is fully funded.

Project Name: **Tyndall Park Community Centre - Gymnasium Expansion**

Standing Policy Committee: Community Services

Department: Community Services
Project: 0762500626

Service: Recreation
OurWinnipeg: Good Health and Well-Being

| AUTHORIZATION | Previous Budgets | 2024 Estimate | FORECAST 2025 | 2026 | 2027 | 2028 | 2029 | Five-Year Forecast Total | Six-Year Total |
|---|---|---|---|---|---|---|---|---|---|
| Project Costs ($000's) | - | - | - | 2,500 | - | - | - | 2,500 | 2,500 |
| Financed by: | | | | | | | | | |
| External Debt | | | | 2,500 | | | | 2,500 | 2,500 |

| CASH FLOW | 2024 | 2025 | 2026 | 2027 | 2028 | 2029 | Beyond 2029 | Total |
|---|---|---|---|---|---|---|---|---|
| Project Costs ($000's) | - | - | 2,500 | - | - | - | - | 2,500 |
| Financed by: | | | | | | | | |
| External Debt | | | 2,500 | | | | | 2,500 |

| NET OPERATING IMPACT ($000's) | 2024 | 2025 | 2026 | 2027 | 2028 | 2029 |
|---|---|---|---|---|---|---|
| Operating costs | | | | | | |
| Debt and finance charges | | | 113 | 187 | 187 | 187 |
| Transfer to General Capital Fund | | | | | | |
| **Total Direct Costs** | - | - | 113 | 187 | 187 | 187 |
| Less: Incremental Revenue/Recovery | | | 81 | | | |
| **Net Cost/(Benefit)** | - | - | 32 | 187 | 187 | 187 |
| **Incremental Full Time Equivalent Positions** | - | - | - | - | - | - |

Class Estimate: See table below

| | 2024 | 2025 | 2026 | 2027 | 2028 | 2029 |
|---|---|---|---|---|---|---|
| **Class Estimate** | | | **3** | | | |
| **Authorization ($000's)** | | | | | | |
| Preliminary Design | | | 500 | | | |
| Detailed Design & Construction | | | 2,000 | | | |

Strategic Priority Action Plan alignment: 3.6 Increase funding to implement the Winnipeg Recreation Strategy

In the 2016 Capital Budget, Council approved $100,000 for a feasibility study to explore the need, design options, and costs of a potential renovation and expansion of the Tyndall Park Community Centre to provide additional space to address the community centre's programming needs, expanded catchment area, and accessibility requirements. The feasibility study completed in 2019 recommended a facility addition consisting of a gymnasium and multi-purpose room. Public engagement completed in early 2020 confirmed support for the proposed concept.

The current class 5 total estimated project cost is $10 million but the estimate requires updating due to substantial changes in market conditions and new regulatory requirements including the January 2024 adoption of the 2020 National Building Code.

City funding in 2026 is subject to leveraging other governmental funding.

Capital funding in 2026 of $500,000 will support preliminary design to obtain a class 3 estimate for the expansion and related site works. The design process will also incorporate public and stakeholder engagement to confirm project scope and obtain feedback on the proposed design.

The total estimated project cost will be refined and updated upon completion of the preliminary design and class 3 estimate. Additional funding will be required in future years to advance detailed design and construction of the facility.

An incremental increase to the Universal Funding Formula operating grant will be required but cannot be estimated at this time. Additional funds will be included / requested when the design advances and operating costs can be determined.

Project construction will not proceed until a class 3 estimate is obtained and the project is fully funded.

Project Name: **Roblin Park Community Centre - Covered Rink**

Standing Policy Committee: Community Services

Department: Community Services
Project: 0762500726

Service: Recreation
OurWinnipeg: Good Health and Well-Being

| AUTHORIZATION | Previous Budgets | 2024 Estimate | FORECAST 2025 | 2026 | 2027 | 2028 | 2029 | Five-Year Forecast Total | Six-Year Total |
|---|---|---|---|---|---|---|---|---|---|
| Project Costs ($000's) | - | - | - | 500 | 1,000 | - | - | 1,500 | 1,500 |
| Financed by: | | | | | | | | | |
| External Debt | | | | 500 | 1,000 | | | 1,500 | 1,500 |

| CASH FLOW | 2024 | 2025 | 2026 | 2027 | 2028 | 2029 | Beyond 2029 | Total |
|---|---|---|---|---|---|---|---|---|
| Project Costs ($000's) | - | - | 500 | 1,000 | - | - | - | 1,500 |
| Financed by: | | | | | | | | |
| External Debt | | | 500 | 1,000 | | | | 1,500 |

| NET OPERATING IMPACT ($000's) | 2024 | 2025 | 2026 | 2027 | 2028 | 2029 |
|---|---|---|---|---|---|---|
| Operating costs | | | | | | |
| Debt and finance charges | | | 23 | 84 | 112 | 112 |
| Transfer to General Capital Fund | | | | | | |
| **Total Direct Costs** | - | - | 23 | 84 | 112 | 112 |
| Less: Incremental Revenue/Recovery | | | 16 | 33 | | |
| **Net Cost/(Benefit)** | - | - | 7 | 51 | 112 | 112 |
| **Incremental Full Time Equivalent Positions** | - | - | - | - | - | - |

Class Estimate: See table below

| | 2024 | 2025 | 2026 | 2027 | 2028 | 2029 |
|---|---|---|---|---|---|---|
| **Class Estimate** | | | **5** | **5** | | |
| **Authorization ($000's)** | | | | | | |
| Detailed Design & Construction | | | 500 | 1,000 | | |

Strategic Priority Action Plan alignment: 3.6 Increase funding to implement the Winnipeg Recreation Strategy

Funding in 2026 and 2027 totalling $1.5 million will support detailed design and construction of a new covered outdoor rink at Roblin Park Community Centre. Funds to undertake a study/preliminary design of the covered rink will be provided by the area Councillor.

Project construction will not proceed until a class 3 estimate is obtained and the project is fully funded.

Project Name: **East of the Red Recreation Plex**

Standing Policy Committee: Community Services

Department: Community Services
Project: 0762500823

Service: Recreation
OurWinnipeg: Good Health and Well-Being

| AUTHORIZATION | Previous Budgets | 2024 Estimate | FORECAST 2025 | 2026 | 2027 | 2028 | 2029 | Five-Year Forecast Total | Six-Year Total |
|---|---|---|---|---|---|---|---|---|---|
| Project Costs ($000's) | 2,000 | - | - | 5,000 | 10,000 | - | - | 15,000 | 15,000 |
| Financed by: | | | | | | | | | |
| External Debt | | | | 5,000 | 10,000 | | | 15,000 | 15,000 |

| CASH FLOW | 2024 | 2025 | 2026 | 2027 | 2028 | 2029 | Beyond 2029 | Total |
|---|---|---|---|---|---|---|---|---|
| Project Costs ($000's) | - | - | 5,000 | 10,000 | - | - | - | 15,000 |
| Financed by: | | | | | | | | |
| External Debt | | | 5,000 | 10,000 | | | | 15,000 |

| NET OPERATING IMPACT ($000's) | 2024 | 2025 | 2026 | 2027 | 2028 | 2029 |
|---|---|---|---|---|---|---|
| Operating costs | | | | | | |
| Debt and finance charges | | | 227 | 824 | 1,116 | 1,116 |
| Transfer to General Capital Fund | | | | | | |
| **Total Direct Costs** | - | - | 227 | 824 | 1,116 | 1,116 |
| Less: Incremental Revenue/Recovery | | | 163 | 300 | | |
| **Net Cost/(Benefit)** | - | - | 64 | 524 | 1,116 | 1,116 |
| **Incremental Full Time Equivalent Positions** | - | - | - | - | - | - |

Class Estimate: See table below

| | 2024 | 2025 | 2026 | 2027 | 2028 | 2029 |
|---|---|---|---|---|---|---|
| **Class Estimate** | | | **5** | **5** | | |
| **Authorization ($000's)** | | | | | | |
| Detailed Design & Construction | | | 5,000 | 10,000 | | |

Strategic Priority Action Plan alignment: 3.6 Increase funding to implement the Winnipeg Recreation Strategy

Based on the 2018 feasibility study and subsequent update completed in 2023, the East of the Red Recreation Plex (ERRP) is proposed as a 92,000 square foot, City-owned-and-operated, regional, multi-use, multi-generational recreation facility. The facility consists of an aquatic facility, two gymnasiums, multi-purpose room and activity spaces, community kitchen, indoor track, movement studios, accessible change rooms and fitness space, all designed to be attached to the recently constructed Transcona Library located at 1 Transcona Boulevard. Additionally, through the preliminary design process, a child care centre is also being considered for inclusion in the facility. A public engagement process on the ERRP project and amenities was undertaken in the fall of 2021. At that time, the Class 5 estimated capital cost of ERRP was $89.192 million (assuming construction commencing in 2026).

The 2023 Capital Budget included $2 million to complete preliminary design and obtain a class 3 cost estimate which will further inform capital budget requirements for the project. The key procurement milestones and next steps are preliminary and are subject to change and confirmation of sufficient funding.

***East of the Red Recreation Plex (continued):***

The key procurement milestones are estimated as follows:

2023 Q4 - RFP for Preliminary Design Services issued (public tender)

2024 Q1 - RFP evaluation complete; contract awarded to successful proponent

2025 Q1 - Preliminary design services complete, class 3 cost estimate established

Next steps include:

2025 Q2 - Capital budget submission for detailed design and construction submitted for Council consideration, subject to the approval of a funding contribution agreement with other levels of government.

2026 Q2 - Capital project fully approved/funded. This step assumes a one-year process to negotiate a funding contribution agreement with other levels of government.

2026 Q3 - Detailed design services awarded/commence (approx. 12 months duration)

2027 Q3 - Detailed design complete, class 1 cost estimate established

2027 Q4 - Construction Contract tender

2028 Q1 - Construction Contract award/start of work (approx. 24 months duration)

2030 Q1 - ERRP commissioning and facility opening

Capital funding in 2026 and 2027 provides initial funding toward the City's contribution for an infrastructure funding agreement that would allow detailed design and construction of the project to proceed.

Project construction will not proceed until a class 3 estimate is obtained and the project is fully funded.

Incremental operating costs cannot be estimated at this time and will be included when known.

City funding is subject to leveraging other governmental funding.

Project Name: **Freight House Outdoor Pool Redevelopment**

Standing Policy Committee: Community Services

Department: Community Services
Project: 0762500927

Service: Recreation
OurWinnipeg: Social Equity

| AUTHORIZATION | Previous Budgets | 2024 Estimate | FORECAST 2025 | 2026 | 2027 | 2028 | 2029 | Five-Year Forecast Total | Six-Year Total |
|---|---|---|---|---|---|---|---|---|---|
| Project Costs ($000's) | - | - | - | - | 1,623 | - | - | 1,623 | 1,623 |
| Financed by: | | | | | | | | | |
| Canada Community-Building Fund | | | | | 1,202 | | | 1,202 | 1,202 |
| External Debt | | | | | 421 | | | 421 | 421 |

| CASH FLOW | 2024 | 2025 | 2026 | 2027 | 2028 | 2029 | Beyond 2029 | Total |
|---|---|---|---|---|---|---|---|---|
| Project Costs ($000's) | - | - | - | 1,623 | - | - | - | 1,623 |
| Financed by: | | | | | | | | |
| Canada Community-Building Fund | | | | 1,202 | | | | 1,202 |
| External Debt | | | | 421 | | | | 421 |

| NET OPERATING IMPACT ($000's) | 2024 | 2025 | 2026 | 2027 | 2028 | 2029 |
|---|---|---|---|---|---|---|
| Operating costs | | | | | | |
| Debt and finance charges | | | | 19 | 31 | 31 |
| Transfer to General Capital Fund | | | | | | |
| **Total Direct Costs** | - | - | - | 19 | 31 | 31 |
| Less: Incremental Revenue/Recovery | | | | 29 | | |
| **Net Cost/(Benefit)** | - | - | - | (10) | 31 | 31 |
| **Incremental Full Time Equivalent Positions** | - | - | - | - | - | - |

Class Estimate: 5

Strategic Priority Action Plan alignment: 3.6 Increase funding to implement the Winnipeg Recreation Strategy

Total capital cost for the replacement of Freight House Outdoor Pool is currently estimated at a class 5 level as $7.5 million, and the potential to partner with other levels of government is anticipated. Capital funding in the amount of $1.623 million in 2027 will pay for preliminary design to obtain class 3 estimates and provide initial funding for the City's contribution towards a funding agreement.

The existing outdoor pool at this site is in poor condition and lacks the capacity to adequately serve the needs of the community. The pool is located in a geographic area of higher poverty and it does not meet current accessibility standards nor provide adequate play value and amenities to serve this community. The new pool will include contemporary pool features such as an accessible pool access ramp, slides, spray features, shaded seating areas, diving board(s), a new pool change/washroom and mechanical system building.

Project construction will not proceed until a class 3 estimate is obtained and the project is fully funded.

Incremental operating costs cannot be estimated at this time and will be included when known.

Project Name: **Community Centre Renovation Grant Program**

Standing Policy Committee: Community Services

Department: Community Services
Project: 6252000124

Service: Recreation
OurWinnipeg: Good Health and Well-Being

| AUTHORIZATION | Previous Budgets | 2024 Estimate | FORECAST 2025 | 2026 | 2027 | 2028 | 2029 | Five-Year Forecast Total | Six-Year Total |
|---|---|---|---|---|---|---|---|---|---|
| Project Costs ($000's) | N/A* | 2,000 | 2,000 | 2,000 | 2,000 | 2,000 | 2,000 | 10,000 | 12,000 |
| Financed by: | | | | | | | | | |
| Land Operating Reserve | | 965 | 965 | 965 | 965 | 965 | 965 | 4,825 | 5,790 |
| External Debt | | 1,035 | 1,035 | 1,035 | 1,035 | 1,035 | 1,035 | 5,175 | 6,210 |

| CASH FLOW | 2024 | 2025 | 2026 | 2027 | 2028 | 2029 | Beyond 2029 | Total |
|---|---|---|---|---|---|---|---|---|
| Project Costs ($000's) | 2,000 | 2,000 | 2,000 | 2,000 | 2,000 | 2,000 | - | 12,000 |
| Financed by: | | | | | | | | |
| Land Operating Reserve | 965 | 965 | 965 | 965 | 965 | 965 | | 5,790 |
| External Debt | 1,035 | 1,035 | 1,035 | 1,035 | 1,035 | 1,035 | | 6,210 |

| NET OPERATING IMPACT ($000's) | 2024 | 2025 | 2026 | 2027 | 2028 | 2029 |
|---|---|---|---|---|---|---|
| Operating costs | | | | | | |
| Debt and finance charges | 41 | 111 | 185 | 262 | 339 | 416 |
| Transfer to General Capital Fund | | | | | | |
| **Total Direct Costs** | 41 | 111 | 185 | 262 | 339 | 416 |
| Less: Incremental Revenue/Recovery | | | | | | |
| **Net Cost/(Benefit)** | 41 | 111 | 185 | 262 | 339 | 416 |
| **Incremental Full Time Equivalent Positions** | - | - | - | - | - | - |

Class Estimate: Not applicable

Strategic Priority Action Plan alignment: 3.6 Increase funding to implement the Winnipeg Recreation Strategy

The Community Centre Renovation Grant Program (CCRGP), approved in February 2012, is to provide up to $2.00 million in dedicated funding to renovation projects for City-owned, board-run community centres in order to maintain and/or improve community centre infrastructure. The program is open to all General Council of Winnipeg Community Centres (GCWCC) in Winnipeg, is subject to an application process with two intake periods per year, project evaluation completed by a joint committee of GCWCC and the City, with maximum City contributions to each project of $100,000 per project, subject to the grant program criteria.

Annually, up to $965,000 is funded by the Land Operating Reserve. Transfers from the Land Operating Reserve (not to exceed $1.2 million in aggregate) to the General Revenue Fund ($235,000 for GCWCC programming grant) and General Capital Fund ($965,000 for this CCRGP) are to be equal to 15% of the aggregate of gross land sales and the City's proportionate share of land sales derived from government business partnerships for the fiscal year two years prior to the budget year under consideration (e.g. transfer amounts for the 2024 budget year are based on 15% of the aggregate of actual gross land sales and the City's proportionate share of land sales derived from government business partnerships from 2022).

If actual gross land sales and the City's proportionate share of land sales derived from government business partnerships are less than the amount to achieve the maximum $1.2 million aggregate amount (i.e. $235,000 programming grant + $965,000 for the CCRGP) for this program, the transfer to the General Revenue Fund of up to $235,000 is made first with the residual balance, if any, transferred to the General Capital Fund for the CCRGP.

As this is a capital grant program, it is exempt from interest and administrative overhead capital charges.

* N/A - No amounts have been included in the "Previous Budgets" due to this commitment's on-going nature.

Project Name: **Community Incentive Grant Program**

Standing Policy Committee: Community Services

Department: Community Services
Project: 6251000124

Service: Community Liveability
OurWinnipeg: Good Health and Well-Being

| AUTHORIZATION | Previous Budgets | 2024 Estimate | FORECAST 2025 | 2026 | 2027 | 2028 | 2029 | Five-Year Forecast Total | Six-Year Total |
|---|---|---|---|---|---|---|---|---|---|
| Project Costs ($000's) | N/A * | 1,061 | 1,093 | 1,126 | 1,160 | 1,195 | 1,230 | 5,804 | 6,865 |
| Financed by: | | | | | | | | | |
| External Debt | | 1,061 | 1,093 | 1,126 | 1,160 | 1,195 | 1,230 | 5,804 | 6,865 |

| CASH FLOW | 2024 | 2025 | 2026 | 2027 | 2028 | 2029 | Beyond 2029 | Total |
|---|---|---|---|---|---|---|---|---|
| Project Costs ($000's) | 1,061 | 1,093 | 1,126 | 1,160 | 1,195 | 1,230 | - | 6,865 |
| Financed by: | | | | | | | | |
| External Debt | 1,061 | 1,093 | 1,126 | 1,160 | 1,195 | 1,230 | | 6,865 |

| NET OPERATING IMPACT ($000's) | 2024 | 2025 | 2026 | 2027 | 2028 | 2029 |
|---|---|---|---|---|---|---|
| Operating costs | 85 | 87 | 89 | 91 | 93 | 95 |
| Debt and finance charges | 42 | 116 | 196 | 281 | 371 | 461 |
| Transfer to General Capital Fund | | | | | | |
| **Total Direct Costs** | 127 | 203 | 285 | 372 | 464 | 556 |
| Less: Incremental Revenue/Recovery | 85 | 87 | 89 | 91 | 93 | 95 |
| **Net Cost/(Benefit)** | 42 | 116 | 196 | 281 | 371 | 461 |
| **Incremental Full Time Equivalent Positions** | 1.00 | 1.00 | 1.00 | 1.00 | 1.00 | 1.00 |

Class Estimate: Not applicable

Strategic Priority Action Plan alignment: 3.7 Restore the community incentive grant program

The Community Incentive Grant Program (CIGP), established by Council on March 6, 1985, was designed to encourage non-profit community recreation and sport organizations to undertake capital projects which would result in long-term benefits to the community at large in terms of improved service and facilities.

Community committees are the delegated authority to allocate CIGP funding.

The total funding would be allocated equally to each Community Committee/ward, net of operating expenses for one full-time equivalent position that is required to coordinate, administer, and support new and existing projects in the program.

As this is a capital grant program, it is exempt from interest and administrative overhead capital charges.

* N/A - No amounts have been included in the "Previous Budgets" due to this program's on-going nature.

Project Name: **East District Police Station**

Board: Winnipeg Police Board

Department: Winnipeg Police Service
Project: 0731002824

Service: Police Services
OurWinnipeg: Good Health and Well-Being

| AUTHORIZATION | Previous Budgets | 2024 Estimate | FORECAST 2025 | 2026 | 2027 | 2028 | 2029 | Five-Year Forecast Total | Six-Year Total |
|---|---|---|---|---|---|---|---|---|---|
| Project Costs ($000's) | - | - | - | - | - | - | - | - | - |
| Financed by: | | | | | | | | | |
| Cash to Capital | | 1,155 | 1,155 | 1,155 | 1,155 | 1,188 | 1,254 | 5,907 | 7,062 |
| Public Private Partnership Lease Payments | | (1,155) | (1,155) | (1,155) | (1,155) | (1,188) | (1,254) | (5,907) | (7,062) |

| CASH FLOW | 2024 | 2025 | 2026 | 2027 | 2028 | 2029 | Beyond 2029 | Total |
|---|---|---|---|---|---|---|---|---|
| Project Costs ($000's) | 1,155 | 1,155 | 1,155 | 1,155 | 1,188 | 1,254 | 11,198 | 18,260 |
| Financed by: | | | | | | | | |
| Cash to Capital | 1,155 | 1,155 | 1,155 | 1,155 | 1,188 | 1,254 | 11,198 | 18,260 |

| NET OPERATING IMPACT ($000's) | 2024 | 2025 | 2026 | 2027 | 2028 | 2029 |
|---|---|---|---|---|---|---|
| Operating costs | | | | | | |
| Debt and finance charges | | | | | | |
| Transfer to General Capital Fund | 1,155 | 1,155 | 1,155 | 1,155 | 1,188 | 1,254 |
| **Total Direct Costs** | 1,155 | 1,155 | 1,155 | 1,155 | 1,188 | 1,254 |
| Less: Incremental Revenue/Recovery | | | | | | |
| **Net Cost/(Benefit)** | 1,155 | 1,155 | 1,155 | 1,155 | 1,188 | 1,254 |
| **Incremental Full Time Equivalent Positions** | - | - | - | - | - | - |

Class Estimate: Not applicable

Strategic Priority Action Plan alignment: Support to front line services

On July 18, 2007, Council approved the award of a public private partnership (P3) contract for the development and operation of the East District Police Station based on a 30-year lease term. Occupancy date was in September 2008.

The above annual cash flow estimates include the authorization for the lease payments to be incurred and charged to the project in the General Capital Fund. They include technical maintenance, but not utility and other operating maintenance expenses.

As financing and administration costs are implicit in the lease payments, this capital project is exempt from the administration and short-term financing charge.

On March 22, 2016, Council authorized a first charge of up to 30% of the annual lease payments prior to the adoption of the annual capital budget, in the event the capital budget is adopted after December 31, in order to facilitate payments on the P3 contract.

In accordance with Bylaw 8164/2002, where the City's capital budget has not been adopted before January 1 of the year to which the budget is applicable, the Chief Administrative Officer is authorized, before the adoption of the capital budget, to approve expenditures not exceeding 30% of the amount the City of Winnipeg is contractually obligated to pay annually in respect of Public-Private Partnerships, as a first charge against the General Capital Fund.

Project Name: **East District Police Station Leasehold Improvements**

Board: Winnipeg Police Board

Department: Winnipeg Police Service
Project: 0722004024

Service: Police Services
OurWinnipeg: Good Health and Well-Being

| AUTHORIZATION | Previous Budgets | 2024 Estimate | FORECAST 2025 | 2026 | 2027 | 2028 | 2029 | Five-Year Forecast Total | Six-Year Total |
|---|---|---|---|---|---|---|---|---|---|
| Project Costs ($000's) | N/A * | 825 | - | - | - | - | 825 | 825 | 1,650 |
| Financed by: | | | | | | | | | |
| Public Private Partnership | | 825 | | | | | 825 | 825 | 1,650 |

| CASH FLOW | 2024 | 2025 | 2026 | 2027 | 2028 | 2029 | Beyond 2029 | Total |
|---|---|---|---|---|---|---|---|---|
| Project Costs ($000's) | 425 | 400 | - | - | - | 825 | - | 1,650 |
| Financed by: | | | | | | | | |
| Public Private Partnership | 425 | 400 | | | | 825 | | 1,650 |

| NET OPERATING IMPACT ($000's) | 2024 | 2025 | 2026 | 2027 | 2028 | 2029 |
|---|---|---|---|---|---|---|
| Operating costs | | | | | | |
| Debt and finance charges | | | | | | |
| Transfer to General Capital Fund | | | | | | |
| **Total Direct Costs** | - | - | - | - | - | - |
| Less: Incremental Revenue/Recovery | 5 | 5 | | | | 10 |
| **Net Cost/(Benefit)** | (5) | (5) | - | - | - | (10) |
| **Incremental Full Time Equivalent Positions** | - | - | - | - | - | - |

Class Estimate: Not applicable, as this is a program

Strategic Priority Action Plan alignment: Support to front line services

The terms of the lease agreement between the City of Winnipeg and Huntingdon Real Estate Investment Trust ("HREIT") for the development and operation of the East District Police Station included a leasehold improvement allowance of $825,000 to be provided in years seven (7), fourteen (14) and twenty-one (21) of the initial lease term. The commencement date of the lease agreement was September 15, 2008, and, as such, the first leasehold improvement allowance was due and payable during the one-year period from September 15, 2015.

In 2014, HREIT was acquired by Slate Management Corporation ("Slate") and, in accordance with the terms of the lease agreement, Slate remitted to the City in 2015/16 an $825,000 leasehold improvement allowance, the first of three. In September 2022, Slate remitted the second $825,000 leasehold improvement allowance, which is the financing source for this capital program budget. The Municipal Accommodations Division (Assets and Project Management Department), in close consultation with the Winnipeg Police Service, is responsible for delivery of the leasehold improvements work.

The work to which this funding will be allocated is to be determined pending a review in 2023 of the building's condition by Municipal Accommodations and Winnipeg Police Service staff. Note that the allowance is restricted to leasehold improvements as defined in the lease. Monies cannot be directed towards structural or infrastructure items, which fall under the landlord's responsibility.

* N/A - No amounts have been included in the "Previous Budgets" due to this program's on-going nature.

Project Name: **Computer Aided Dispatch Upgrade**

Board: Winnipeg Police Board

Department: Winnipeg Police Service
Project: 2204700026

Service: Police Services
OurWinnipeg: Good Health and Well-Being

| AUTHORIZATION | Previous Budgets | 2024 Estimate | FORECAST 2025 | 2026 | 2027 | 2028 | 2029 | Five-Year Forecast Total | Six-Year Total |
|---|---|---|---|---|---|---|---|---|---|
| Project Costs ($000's) | N/A * | - | - | 410 | - | - | - | 410 | 410 |
| Financed by: | | | | | | | | | |
| External Debt | | | | 410 | | | | 410 | 410 |

| CASH FLOW | 2024 | 2025 | 2026 | 2027 | 2028 | 2029 | Beyond 2029 | Total |
|---|---|---|---|---|---|---|---|---|
| Project Costs ($000's) | - | - | 410 | - | - | - | - | 410 |
| Financed by: | | | | | | | | |
| External Debt | | | 410 | | | | | 410 |

| NET OPERATING IMPACT ($000's) | 2024 | 2025 | 2026 | 2027 | 2028 | 2029 |
|---|---|---|---|---|---|---|
| Operating costs | | | | | | |
| Debt and finance charges | | | 47 | 97 | 97 | 97 |
| Transfer to General Capital Fund | | | | | | |
| **Total Direct Costs** | - | - | 47 | 97 | 97 | 97 |
| Less: Incremental Revenue/Recovery | | | 13 | | | |
| **Net Cost/(Benefit)** | - | - | 34 | 97 | 97 | 97 |
| **Incremental Full Time Equivalent Positions** | - | - | - | - | - | - |

Class Estimate: Not applicable, as this is a program

Strategic Priority Action Plan alignment: Support to front line services

This project is directly related to the Federal regulations governing PSAP (Public Safety Answering Point) providers.

The Winnipeg Police Service's Computer Aided Dispatch (CAD) System is evergreened on a five-year cycle. The CAD system enables the Winnipeg Police Service to manage and dispatch emergency calls. The current system is a hybrid of digital and analogue technologies that requires phased upgrades to interface with the all-digital Next Generation 911 system.

* N/A - No amounts have been included in the "Previous Budgets" due to this program's on-going nature.

Project Name: **911 Hardware Renewal**

Board: Winnipeg Police Board

Department: Winnipeg Police Service
Project: 2200100027

Service: Police Services
OurWinnipeg: Good Health and Well-Being

| AUTHORIZATION | Previous Budgets | 2024 Estimate | FORECAST 2025 | 2026 | 2027 | 2028 | 2029 | Five-Year Forecast Total | Six-Year Total |
|---|---|---|---|---|---|---|---|---|---|
| Project Costs ($000's) | N/A * | - | - | - | 309 | - | - | 309 | 309 |
| Financed by: | | | | | | | | | |
| External Debt | | | | | 309 | | | 309 | 309 |

| CASH FLOW | 2024 | 2025 | 2026 | 2027 | 2028 | 2029 | Beyond 2029 | Total |
|---|---|---|---|---|---|---|---|---|
| Project Costs ($000's) | - | - | - | 309 | - | - | - | 309 |
| Financed by: | | | | | | | | |
| External Debt | | | | 309 | | | | 309 |

| NET OPERATING IMPACT ($000's) | 2024 | 2025 | 2026 | 2027 | 2028 | 2029 |
|---|---|---|---|---|---|---|
| Operating costs | | | | | | |
| Debt and finance charges | | | | 36 | 73 | 73 |
| Transfer to General Capital Fund | | | | | | |
| **Total Direct Costs** | - | - | - | 36 | 73 | 73 |
| Less: Incremental Revenue/Recovery | | | | 10 | | |
| **Net Cost/(Benefit)** | - | - | - | 26 | 73 | 73 |
| **Incremental Full Time Equivalent Positions** | - | - | - | - | - | - |

Class Estimate: Not applicable, as this is a program

Strategic Priority Action Plan alignment: Support to front line services

This project is directly related to the Federal regulations governing Public Safety Answering Point (PSAP) providers.

The Winnipeg Police Service 9-1-1 Communications Centre currently uses a hosted computer telephone integration software platform for 9-1-1 and Police non-emergency call handling for the City of Winnipeg.

To maintain the integrity and functionality of the call handling equipment, this system requires the use of proprietary or certified computer hardware.

When the computer hardware becomes out of date and/or obsolete, appropriate security measures cannot be implemented. Further, the operating system requires computer hardware that can support upgrades to the latest versions. This cannot be done on obsolete equipment, causing vulnerabilities and security concerns to the 9-1-1 platform.

The call handling software cannot be deployed to its full potential with version or functionality upgrades on non-supported or out of date computer hardware. With the implementation of Next Generation 9-1-1 (moving 9-1-1 call flow to an Internet Protocol platform) anticipated in this five-year timeframe, there will be an increase in data flow on the call handling equipment. This includes the ability for text, pictures and videos on the 9-1-1 network. The 9-1-1 Communications Centre will require up-to-date, secure equipment to handle the 9-1-1 data flow for the City of Winnipeg.

Implementing this project will:

• Maintain and update operating systems, providing sufficient and robust functionality and security.

• Support cybersecurity best practice in a 9-1-1 communications centre setting.

• Allow for call handling system upgrades as they become available.

• Implement functionality on the call handling platform, including additional data flows from multimedia sources.

* N/A - No amounts have been included in the "Previous Budgets" due to this program's on-going nature.

Project Name: **911 Data Management and Analytics**

Board: Winnipeg Police Board

Department: Winnipeg Police Service
Project: 2200400027

Service: Police Services
OurWinnipeg: Good Health and Well-Being

| AUTHORIZATION | Previous Budgets | 2024 Estimate | FORECAST 2025 | 2026 | 2027 | 2028 | 2029 | Five-Year Forecast Total | Six-Year Total |
|---|---|---|---|---|---|---|---|---|---|
| Project Costs ($000's) | - | - | - | - | 1,138 | - | - | 1,138 | 1,138 |
| Financed by: | | | | | | | | | |
| External Debt | | | | | 1,138 | | | 1,138 | 1,138 |

| CASH FLOW | 2024 | 2025 | 2026 | 2027 | 2028 | 2029 | Beyond 2029 | Total |
|---|---|---|---|---|---|---|---|---|
| Project Costs ($000's) | - | - | - | 1,138 | - | - | - | 1,138 |
| Financed by: | | | | | | | | |
| External Debt | | | | 1,138 | | | | 1,138 |

| NET OPERATING IMPACT ($000's) | 2024 | 2025 | 2026 | 2027 | 2028 | 2029 |
|---|---|---|---|---|---|---|
| Operating costs | | | | | | |
| Debt and finance charges | | | | 131 | 268 | 268 |
| Transfer to General Capital Fund | | | | | | |
| **Total Direct Costs** | - | - | - | 131 | 268 | 268 |
| Less: Incremental Revenue/Recovery | | | | 37 | | |
| **Net Cost/(Benefit)** | - | - | - | 94 | 268 | 268 |
| **Incremental Full Time Equivalent Positions** | - | - | - | - | - | - |

Class Estimate: 5

Strategic Priority Action Plan alignment: Support to front line services

The Winnipeg Police Service will implement an end-to-end solution to effectively record, manage and analyze all of the relevant data streams coming into the 9-1-1- call centre. This includes analyzing location services data, picture, video, caller audio, emergency responder radio audio, and much more.

Implementing this project will:

• Reduce Emergency Responder arrival times to events – due to better situational awareness of events going on within the city

• Improve response times for non-emergency calls.

This will increase emergency services operations level of service as well as the service level provided to Winnipeg citizens. The City will have a heightened level of awareness into what sort of service is being requested and subsequently provided to its citizens. The goal is to provide the city's residents with a more effective emergency response that can scale and match their dynamic set of needs for years to come.

Project Name: **Communication Sites Upgrade - Media Logger**

Board: Winnipeg Police Board

Department: Winnipeg Police Service
Project: 2205700027

Service: Police Services
OurWinnipeg: Good Health and Well-Being

| AUTHORIZATION | Previous Budgets | 2024 Estimate | FORECAST 2025 | 2026 | 2027 | 2028 | 2029 | Five-Year Forecast Total | Six-Year Total |
|---|---|---|---|---|---|---|---|---|---|
| Project Costs ($000's) | N/A * | - | - | - | 1,736 | - | - | 1,736 | 1,736 |
| Financed by: | | | | | | | | | |
| External Debt | | | | | 1,736 | | | 1,736 | 1,736 |

| CASH FLOW | 2024 | 2025 | 2026 | 2027 | 2028 | 2029 | Beyond 2029 | Total |
|---|---|---|---|---|---|---|---|---|
| Project Costs ($000's) | - | - | - | 1,736 | - | - | - | 1,736 |
| Financed by: | | | | | | | | |
| External Debt | | | | 1,736 | | | | 1,736 |

| NET OPERATING IMPACT ($000's) | 2024 | 2025 | 2026 | 2027 | 2028 | 2029 |
|---|---|---|---|---|---|---|
| Operating costs | | | | | | |
| Debt and finance charges | | | | 200 | 409 | 409 |
| Transfer to General Capital Fund | | | | | | |
| **Total Direct Costs** | - | - | - | 200 | 409 | 409 |
| Less: Incremental Revenue/Recovery | | | | 56 | | |
| **Net Cost/(Benefit)** | - | - | - | 144 | 409 | 409 |
| **Incremental Full Time Equivalent Positions** | - | - | - | - | - | - |

Class Estimate: Not applicable, as this is a program

Strategic Priority Action Plan alignment: Support to front line services

This project is directly related to the Federal regulations governing PSAP (Public Safety Answering Point) providers.

Funding will upgrade media loggers and related Next Gen 9-1-1 equipment at the 9-1-1 Communications Centre and backup site. The loggers are evergreened on a five-year plan to ensure operations of the main and back-up sites comply with PSAP legislation timelines for bringing systems back online.

* N/A - No amounts have been included in the "Previous Budgets" due to this program's on-going nature.

Project Name: **Communication Sites Upgrade - Workstations**

Board: Winnipeg Police Board

Department: Winnipeg Police Service
Project: 2200600027

Service: Police Services
OurWinnipeg: Good Health and Well-Being

| AUTHORIZATION | Previous Budgets | 2024 Estimate | FORECAST 2025 | 2026 | 2027 | 2028 | 2029 | Five-Year Forecast Total | Six-Year Total |
|---|---|---|---|---|---|---|---|---|---|
| Project Costs ($000's) | - | - | - | - | 548 | 1,263 | - | 1,811 | 1,811 |
| Financed by: | | | | | | | | | |
| Cash to Capital | | | | | | 1,263 | | 1,263 | 1,263 |
| External Debt | | | | | 548 | | | 548 | 548 |

| CASH FLOW | 2024 | 2025 | 2026 | 2027 | 2028 | 2029 | Beyond 2029 | Total |
|---|---|---|---|---|---|---|---|---|
| Project Costs ($000's) | - | - | - | 548 | 1,263 | - | - | 1,811 |
| Financed by: | | | | | | | | |
| Cash to Capital | | | | | 1,263 | | | 1,263 |
| External Debt | | | | 548 | | | | 548 |

| NET OPERATING IMPACT ($000's) | 2024 | 2025 | 2026 | 2027 | 2028 | 2029 |
|---|---|---|---|---|---|---|
| Operating costs | | | | | | |
| Debt and finance charges | | | | 63 | 129 | 129 |
| Transfer to General Capital Fund | | | | | 1,263 | |
| **Total Direct Costs** | - | - | - | 63 | 1,392 | 129 |
| Less: Incremental Revenue/Recovery | | | | 18 | 41 | |
| **Net Cost/(Benefit)** | - | - | - | 45 | 1,351 | 129 |
| **Incremental Full Time Equivalent Positions** | - | - | - | - | - | - |

Class Estimate: 5

Strategic Priority Action Plan alignment: Support to front line services

This investment will replace 55 motorized workstations and associated accessories used at every call taker, dispatcher, and supervisor position in the Winnipeg Police Service 9-1-1 Communication Centres. The current motorized workstations will be time expired and considered obsolete by the manufacturer. Repair parts are currently no longer available and the workstations will need to be replaced to ensure that ongoing support and repair can be done.

Project Name: **911 Software Renewal**

Board: Winnipeg Police Board

Department: Winnipeg Police Service
Project: 2200100026

Service: Police Services
OurWinnipeg: Good Health and Well-Being

| AUTHORIZATION | Previous Budgets | 2024 Estimate | FORECAST 2025 | 2026 | 2027 | 2028 | 2029 | Five-Year Forecast Total | Six-Year Total |
|---|---|---|---|---|---|---|---|---|---|
| Project Costs ($000's) | N/A * | - | - | 2,151 | - | - | - | 2,151 | 2,151 |
| Financed by: | | | | | | | | | |
| External Debt | | | | 2,151 | | | | 2,151 | 2,151 |

| CASH FLOW | 2024 | 2025 | 2026 | 2027 | 2028 | 2029 | Beyond 2029 | Total |
|---|---|---|---|---|---|---|---|---|
| Project Costs ($000's) | - | - | 2,151 | - | - | - | - | 2,151 |
| Financed by: | | | | | | | | |
| External Debt | | | 2,151 | | | | | 2,151 |

| NET OPERATING IMPACT ($000's) | 2024 | 2025 | 2026 | 2027 | 2028 | 2029 |
|---|---|---|---|---|---|---|
| Operating costs | | | | | | |
| Debt and finance charges | | | 248 | 507 | 507 | 507 |
| Transfer to General Capital Fund | | | | | | |
| **Total Direct Costs** | - | - | 248 | 507 | 507 | 507 |
| Less: Incremental Revenue/Recovery | | | 70 | | | |
| **Net Cost/(Benefit)** | - | - | 178 | 507 | 507 | 507 |
| **Incremental Full Time Equivalent Positions** | - | - | - | - | - | - |

Class Estimate: Not applicable, as this is a program

Strategic Priority Action Plan alignment: Support to front line services

This project is directly related to the Federal regulations governing PSAP (Public Safety Answering Point) providers.

Winnipeg Police Service Communications Centre has been the PSAP for Winnipeg since 1959. Call takers handle approximately 1,350 calls per day from the public, which includes both 9-1-1 emergency and non-emergency calls.

9-1-1 software renewals will provide reliable support for the latest telephony and 9-1-1 systems with provisions for both video/texting and other technological advancements. Project scope will include upgrades to the public safety grade internet protocol network. The system will be renewed on a five-year cycle.

* N/A - No amounts have been included in the "Previous Budgets" due to this program's on-going nature.

Project Name: **Speed Radar Equipment**

Board: Winnipeg Police Board

Department: Winnipeg Police Service
Project: 2400100024

Service: Police Services
OurWinnipeg: Good Health and Well-Being

| AUTHORIZATION | Previous Budgets | 2024 Estimate | FORECAST 2025 | 2026 | 2027 | 2028 | 2029 | Five-Year Forecast Total | Six-Year Total |
|---|---|---|---|---|---|---|---|---|---|
| Project Costs ($000's) | N/A * | 168 | - | - | - | - | - | - | 168 |
| Financed by: | | | | | | | | | |
| External Debt | | 168 | | | | | | - | 168 |

| CASH FLOW | 2024 | 2025 | 2026 | 2027 | 2028 | 2029 | Beyond 2029 | Total |
|---|---|---|---|---|---|---|---|---|
| Project Costs ($000's) | 168 | - | - | - | - | - | - | 168 |
| Financed by: | | | | | | | | |
| External Debt | 168 | | | | | | | 168 |

| NET OPERATING IMPACT ($000's) | 2024 | 2025 | 2026 | 2027 | 2028 | 2029 |
|---|---|---|---|---|---|---|
| Operating costs | | | | | | |
| Debt and finance charges | 19 | 39 | 39 | 39 | 39 | 16 |
| Transfer to General Capital Fund | | | | | | |
| **Total Direct Costs** | 19 | 39 | 39 | 39 | 39 | 16 |
| Less: Incremental Revenue/Recovery | 5 | | | | | |
| **Net Cost/(Benefit)** | 14 | 39 | 39 | 39 | 39 | 16 |
| **Incremental Full Time Equivalent Positions** | - | - | - | - | - | - |

Class Estimate: Not applicable, as this is a program

Strategic Priority Action Plan alignment: Support to front line services

Speed timing devices and microwave counter/analyzers provde flexibility in monitoring traffic for speed related infractions. The enforcement of speeding infractions forms part of the overall traffic safety plan with the goal to create safer roads by reducing the number and severity of traffic collisions.

The Winnipeg Police Service already uses mobile radar platforms for speed enforcement. The devices in use are limited in quantity and many have reached the end of their lifecycle (over 20 years old).

* N/A - No amounts have been included in the "Previous Budgets" due to this program's on-going nature.

Project Name: **Technological Crime Infrastructure**

Board: Winnipeg Police Board

Department: Winnipeg Police Service
Project: 2200100024

Service: Police Services
OurWinnipeg: Good Health and Well-Being

| AUTHORIZATION | Previous Budgets | 2024 Estimate | FORECAST 2025 | 2026 | 2027 | 2028 | 2029 | Five-Year Forecast Total | Six-Year Total |
|---|---|---|---|---|---|---|---|---|---|
| Project Costs ($000's) | N/A * | 380 | - | - | - | - | 436 | 436 | 816 |
| Financed by: | | | | | | | | | |
| Cash to Capital | | | | | | | 436 | 436 | 436 |
| External Debt | | 380 | | | | | | - | 380 |

| CASH FLOW | 2024 | 2025 | 2026 | 2027 | 2028 | 2029 | Beyond 2029 | Total |
|---|---|---|---|---|---|---|---|---|
| Project Costs ($000's) | 380 | - | - | - | - | 436 | - | 816 |
| Financed by: | | | | | | | | |
| Cash to Capital | | | | | | 436 | | 436 |
| External Debt | 380 | | | | | | | 380 |

| NET OPERATING IMPACT ($000's) | 2024 | 2025 | 2026 | 2027 | 2028 | 2029 |
|---|---|---|---|---|---|---|
| Operating costs | | | | | | |
| Debt and finance charges | 43 | 88 | 88 | 88 | 88 | 36 |
| Transfer to General Capital Fund | | | | | | 436 |
| **Total Direct Costs** | 43 | 88 | 88 | 88 | 88 | 472 |
| Less: Incremental Revenue/Recovery | 12 | | | | | 14 |
| **Net Cost/(Benefit)** | 31 | 88 | 88 | 88 | 88 | 458 |
| **Incremental Full Time Equivalent Positions** | - | - | - | - | - | - |

Class Estimate: Not applicable, as this is a program

Strategic Priority Action Plan alignment: Support to front line services

This evergreening initiative is to upgrade and replace specialty information system equipment used in support of technological criminal investigations on a five-year cycle. This equipment will support directed, focused, gathering of information to support criminal investigations within the Winnipeg Police Service and in partnership with other outside agencies.

* N/A - No amounts have been included in the "Previous Budgets" due to this program's on-going nature.

Project Name: **Training Facility - Site Security**

Board: Winnipeg Police Board

Department: Winnipeg Police Service
Project: 2300800028

Service: Police Services
OurWinnipeg: Good Health and Well-Being

| AUTHORIZATION | Previous Budgets | 2024 Estimate | FORECAST 2025 | 2026 | 2027 | 2028 | 2029 | Five-Year Forecast Total | Six-Year Total |
|---|---|---|---|---|---|---|---|---|---|
| Project Costs ($000's) | N/A * | - | - | - | - | 200 | - | 200 | 200 |
| Financed by: | | | | | | | | | |
| Cash to Capital | | | | | | 200 | | 200 | 200 |

| CASH FLOW | 2024 | 2025 | 2026 | 2027 | 2028 | 2029 | Beyond 2029 | Total |
|---|---|---|---|---|---|---|---|---|
| Project Costs ($000's) | - | - | - | - | 200 | - | - | 200 |
| Financed by: | | | | | | | | |
| Cash to Capital | | | | | 200 | | | 200 |

| NET OPERATING IMPACT ($000's) | 2024 | 2025 | 2026 | 2027 | 2028 | 2029 |
|---|---|---|---|---|---|---|
| Operating costs | | | | | | |
| Debt and finance charges | | | | | | |
| Transfer to General Capital Fund | | | | | 200 | |
| **Total Direct Costs** | - | - | - | - | 200 | - |
| Less: Incremental Revenue/Recovery | | | | | 7 | |
| **Net Cost/(Benefit)** | - | - | - | - | 193 | - |
| **Incremental Full Time Equivalent Positions** | - | - | - | - | - | - |

Class Estimate: Not applicable, as this is a program

Strategic Priority Action Plan alignment: Support to front line services

The training facility requires site security hardware upgrades.

* N/A - No amounts have been included in the "Previous Budgets" due to this program's on-going nature.

Project Name: **E-Ticketing Hardware**

Board: Winnipeg Police Board

Department: Winnipeg Police Service
Project: 2206300024

Service: Police Services
OurWinnipeg: Economic Prosperity

| AUTHORIZATION | Previous Budgets | 2024 Estimate | FORECAST 2025 | 2026 | 2027 | 2028 | 2029 | Five-Year Forecast Total | Six-Year Total |
|---|---|---|---|---|---|---|---|---|---|
| Project Costs ($000's) | 700 | 375 | - | - | - | - | 431 | 431 | 806 |
| Financed by: | | | | | | | | | |
| Cash to Capital | | | | | | | 431 | 431 | 431 |
| External Debt | | 375 | | | | | | - | 375 |

| CASH FLOW | 2024 | 2025 | 2026 | 2027 | 2028 | 2029 | Beyond 2029 | Total |
|---|---|---|---|---|---|---|---|---|
| Project Costs ($000's) | 375 | - | - | - | - | 431 | - | 806 |
| Financed by: | | | | | | | | |
| Cash to Capital | | | | | | 431 | | 431 |
| External Debt | 375 | | | | | | | 375 |

| NET OPERATING IMPACT ($000's) | 2024 | 2025 | 2026 | 2027 | 2028 | 2029 |
|---|---|---|---|---|---|---|
| Operating costs | | | | | | |
| Debt and finance charges | 43 | 87 | 87 | 87 | 87 | 35 |
| Transfer to General Capital Fund | | | | | | 431 |
| **Total Direct Costs** | 43 | 87 | 87 | 87 | 87 | 466 |
| Less: Incremental Revenue/Recovery | 12 | | | | | 14 |
| **Net Cost/(Benefit)** | 31 | 87 | 87 | 87 | 87 | 452 |
| **Incremental Full Time Equivalent Positions** | - | - | - | - | - | - |

Class Estimate: 3

Strategic Priority Action Plan alignment: Support to front line services

The driver's license scanners and printers that support e-ticketing processes in Winnipeg Police Service vehicles must be evergreened every five years due to the obsolescence of this equipment and the harsh environment to which they are subjected. Ergonomic placement of properly suited technical equipment is critical for prevention of injuries to police officers.

## WINNIPEG POLICE SERVICE - GENERAL CAPITAL FUND

Project Name: **Bomb Unit - Robot**

Board: Winnipeg Police Board

Department: Winnipeg Police Service
Project: 2300700028

Service: Police Services
OurWinnipeg: Good Health and Well-Being

| AUTHORIZATION | Previous Budgets | 2024 Estimate | FORECAST 2025 | 2026 | 2027 | 2028 | 2029 | Five-Year Forecast Total | Six-Year Total |
|---|---|---|---|---|---|---|---|---|---|
| Project Costs ($000's) | - | - | - | - | - | 330 | - | 330 | 330 |
| Financed by: | | | | | | | | | |
| Cash to Capital | | | | | | 330 | | 330 | 330 |

| CASH FLOW | 2024 | 2025 | 2026 | 2027 | 2028 | 2029 | Beyond 2029 | Total |
|---|---|---|---|---|---|---|---|---|
| Project Costs ($000's) | - | - | - | - | 330 | - | - | 330 |
| Financed by: | | | | | | | | |
| Cash to Capital | | | | | 330 | | | 330 |

| NET OPERATING IMPACT ($000's) | 2024 | 2025 | 2026 | 2027 | 2028 | 2029 |
|---|---|---|---|---|---|---|
| Operating costs | | | | | | |
| Debt and finance charges | | | | | | |
| Transfer to General Capital Fund | | | | | 330 | |
| **Total Direct Costs** | - | - | - | - | 330 | - |
| Less: Incremental Revenue/Recovery | | | | | 11 | |
| **Net Cost/(Benefit)** | - | - | - | - | 319 | - |
| **Incremental Full Time Equivalent Positions** | - | - | - | - | - | - |

Class Estimate: 5

Strategic Priority Action Plan alignment: Support to front line services

The Bomb Unit robot allows for the safe, remote inspection and examination of suspected explosive devices. The current equipment will reach the end of its useful life in 2028 and will need to be replaced.

Project Name: **Technology Upgrades - Information Systems**

Board: Winnipeg Police Board

Department: Winnipeg Police Service
Project: 2203200024

Service: Police Services
OurWinnipeg: Good Health and Well-Being

| AUTHORIZATION | Previous Budgets | 2024 Estimate | FORECAST 2025 | 2026 | 2027 | 2028 | 2029 | Five-Year Forecast Total | Six-Year Total |
|---|---|---|---|---|---|---|---|---|---|
| Project Costs ($000's) | N/A * | 1,242 | 112 | - | - | - | 1,638 | 1,750 | 2,992 |
| Financed by: | | | | | | | | | |
| Cash to Capital | | | | | | | 1,638 | 1,638 | 1,638 |
| External Debt | | 1,242 | 112 | | | | | 112 | 1,354 |

| CASH FLOW | 2024 | 2025 | 2026 | 2027 | 2028 | 2029 | Beyond 2029 | Total |
|---|---|---|---|---|---|---|---|---|
| Project Costs ($000's) | 1,242 | 112 | - | - | - | 1,638 | - | 2,992 |
| Financed by: | | | | | | | | |
| Cash to Capital | | | | | | 1,638 | | 1,638 |
| External Debt | 1,242 | 112 | | | | | | 1,354 |

| NET OPERATING IMPACT ($000's) | 2024 | 2025 | 2026 | 2027 | 2028 | 2029 |
|---|---|---|---|---|---|---|
| Operating costs | | | | | | |
| Debt and finance charges | 141 | 301 | 314 | 314 | 314 | 142 |
| Transfer to General Capital Fund | | | | | | 1,638 |
| **Total Direct Costs** | 141 | 301 | 314 | 314 | 314 | 1,780 |
| Less: Incremental Revenue/Recovery | 40 | 4 | | | | 53 |
| **Net Cost/(Benefit)** | 101 | 297 | 314 | 314 | 314 | 1,727 |
| **Incremental Full Time Equivalent Positions** | - | - | - | - | - | - |

Class Estimate: Not applicable, as this is a program

Strategic Priority Action Plan alignment: Support to front line services

Technological changes in information systems requires upgrading and evergreening. Systems include core switches, firewalls, network storage, and business continuity infrastructure to support current level of service.

Components will be renewed on a five-year cycle.

* N/A - No amounts have been included in the "Previous Budgets" due to this program's on-going nature.

Project Name: **Connected Officer Program**

Board: Winnipeg Police Board

Department: Winnipeg Police Service
Project: 2300400027

Service: Police Services
OurWinnipeg: Good Health and Well-Being

| AUTHORIZATION | Previous Budgets | 2024 Estimate | FORECAST 2025 | 2026 | 2027 | 2028 | 2029 | Five-Year Forecast Total | Six-Year Total |
|---|---|---|---|---|---|---|---|---|---|
| Project Costs ($000's) | N/A * | - | - | - | 421 | 437 | - | 858 | 858 |
| Financed by: | | | | | | | | | |
| Cash to Capital | | | | | | 437 | | 437 | 437 |
| External Debt | | | | | 421 | | | 421 | 421 |

| CASH FLOW | 2024 | 2025 | 2026 | 2027 | 2028 | 2029 | Beyond 2029 | Total |
|---|---|---|---|---|---|---|---|---|
| Project Costs ($000's) | - | - | - | 421 | 437 | - | - | 858 |
| Financed by: | | | | | | | | |
| Cash to Capital | | | | | 437 | | | 437 |
| External Debt | | | | 421 | | | | 421 |

| NET OPERATING IMPACT ($000's) | 2024 | 2025 | 2026 | 2027 | 2028 | 2029 |
|---|---|---|---|---|---|---|
| Operating costs | | | | | | |
| Debt and finance charges | | | | 49 | 99 | 99 |
| Transfer to General Capital Fund | | | | | 437 | |
| **Total Direct Costs** | - | - | - | 49 | 536 | 99 |
| Less: Incremental Revenue/Recovery | | | | 14 | 14 | |
| **Net Cost/(Benefit)** | - | - | - | 35 | 522 | 99 |
| **Incremental Full Time Equivalent Positions** | - | - | - | - | - | - |

Class Estimate: Not applicable, as this is a program

Strategic Priority Action Plan alignment: Support to front line services

Connected Officer Program is an innovative technology initiative that has been shown to improve efficiency and effectiveness for front-line law enforcement officers and improved service delivery for citizens. The long-term vision of the project is to transition to a service delivery model that involves mobile devices connected through technology. Funding will support the acquisition and renewal of hardware that will be distributed to officers. The hardware will be renewed on a 5-year cycle.

* N/A - No amounts have been included in the "Previous Budgets" due to this program's on-going nature.

Project Name: **Building Security System Evergreening**

Board: Winnipeg Police Board

Department: Winnipeg Police Service
Project: 2200100024

Service: Police Services
OurWinnipeg: Good Health and Well-Being

| AUTHORIZATION | Previous Budgets | 2024 Estimate | FORECAST 2025 | 2026 | 2027 | 2028 | 2029 | Five-Year Forecast Total | Six-Year Total |
|---|---|---|---|---|---|---|---|---|---|
| Project Costs ($000's) | N/A * | 490 | - | - | - | 228 | 478 | 706 | 1,196 |
| Financed by: | | | | | | | | | |
| Cash to Capital | | | | | | 228 | 478 | 706 | 706 |
| External Debt | | 490 | | | | | | | 490 |

| CASH FLOW | 2024 | 2025 | 2026 | 2027 | 2028 | 2029 | Beyond 2029 | Total |
|---|---|---|---|---|---|---|---|---|
| Project Costs ($000's) | 490 | - | - | - | 228 | 478 | - | 1,196 |
| Financed by: | | | | | | | | |
| Cash to Capital | | | | | 228 | 478 | | 706 |
| External Debt | 490 | | | | | | | 490 |

| NET OPERATING IMPACT ($000's) | 2024 | 2025 | 2026 | 2027 | 2028 | 2029 |
|---|---|---|---|---|---|---|
| Operating costs | | | | | | |
| Debt and finance charges | 56 | 114 | 114 | 114 | 114 | 46 |
| Transfer to General Capital Fund | | | | | 228 | 478 |
| **Total Direct Costs** | 56 | 114 | 114 | 114 | 342 | 524 |
| Less: Incremental Revenue/Recovery | 16 | | | | 7 | 16 |
| **Net Cost/(Benefit)** | 40 | 114 | 114 | 114 | 335 | 508 |
| **Incremental Full Time Equivalent Positions** | - | - | - | - | - | - |

Class Estimate: Not applicable, as this is a program

Strategic Priority Action Plan alignment: Support to front line services

Evergreening project to replace equipment supporting facility security systems, to ensure that the building security information technology hardware and software are stable, current, and run without failure. Systems include card access, video management system, key management, intercom and paging system hardware for all Winnipeg Police Service facilities.

* N/A - No amounts have been included in the "Previous Budgets" due to this program's on-going nature.

Project Name: **In Car Computing**

Board: Winnipeg Police Board

Department: Winnipeg Police Service
Project: 2203700025

Service: Police Services
OurWinnipeg: Good Health and Well-Being

| AUTHORIZATION | Previous Budgets | 2024 Estimate | FORECAST 2025 | 2026 | 2027 | 2028 | 2029 | Five-Year Forecast Total | Six-Year Total |
|---|---|---|---|---|---|---|---|---|---|
| Project Costs ($000's) | N/A * | - | 1,736 | 1,544 | - | - | - | 3,280 | 3,280 |
| Financed by: | | | | | | | | | |
| External Debt | | | 1,736 | 1,544 | | | | 3,280 | 3,280 |

| CASH FLOW | 2024 | 2025 | 2026 | 2027 | 2028 | 2029 | Beyond 2029 | Total |
|---|---|---|---|---|---|---|---|---|
| Project Costs ($000's) | - | 1,736 | 1,544 | - | - | - | - | 3,280 |
| Financed by: | | | | | | | | |
| External Debt | | 1,736 | 1,544 | | | | | 3,280 |

| NET OPERATING IMPACT ($000's) | 2024 | 2025 | 2026 | 2027 | 2028 | 2029 |
|---|---|---|---|---|---|---|
| Operating costs | | | | | | |
| Debt and finance charges | | 199 | 584 | 769 | 769 | 769 |
| Transfer to General Capital Fund | | | | | | |
| **Total Direct Costs** | - | 199 | 584 | 769 | 769 | 769 |
| Less: Incremental Revenue/Recovery | | 56 | 50 | | | |
| **Net Cost/(Benefit)** | - | 143 | 534 | 769 | 769 | 769 |
| **Incremental Full Time Equivalent Positions** | - | - | - | - | - | - |

Class Estimate: Not applicable, as this is a program

Strategic Priority Action Plan alignment: Support to front line services

The mobile computing technology in Winnipeg Police Service (WPS) vehicles must be evergreened every five years due to the obsolescence of this equipment and the harsh environment to which they are subjected. Currently 235 vehicles require mobile computing devices plus a small contingency for spare devices. This includes the evergreening of laptops/tablets and keyboards, docks, modems, antennae, mounting equipment and associated cabling necessary to maintain connectivity with WPS public safety systems. Ergonomically placed computing devices in vehicles are critical for prevention of injuries to police officers.

This project is estimated in US dollars and converted to Canadian currency.

* N/A - No amounts have been included in the "Previous Budgets" due to this program's on-going nature.

Project Name: **Automated Fingerprint Identification System**

Board: Winnipeg Police Board

Department: Winnipeg Police Service
Project: 2300200028

Service: Police Services
OurWinnipeg: Good Health and Well-Being

| AUTHORIZATION | Previous Budgets | 2024 Estimate | FORECAST 2025 | 2026 | 2027 | 2028 | 2029 | Five-Year Forecast Total | Six-Year Total |
|---|---|---|---|---|---|---|---|---|---|
| Project Costs ($000's) | N/A * | - | - | - | - | 700 | - | 700 | 700 |
| Financed by: | | | | | | | | | |
| Cash to Capital | | | | | | 700 | | 700 | 700 |

| CASH FLOW | 2024 | 2025 | 2026 | 2027 | 2028 | 2029 | Beyond 2029 | Total |
|---|---|---|---|---|---|---|---|---|
| Project Costs ($000's) | - | - | - | - | 700 | - | - | 700 |
| Financed by: | | | | | | | | |
| Cash to Capital | | | | | 700 | | | 700 |

| NET OPERATING IMPACT ($000's) | 2024 | 2025 | 2026 | 2027 | 2028 | 2029 |
|---|---|---|---|---|---|---|
| Operating costs | | | | | | |
| Debt and finance charges | | | | | | |
| Transfer to General Capital Fund | | | | | 700 | - |
| **Total Direct Costs** | - | - | - | - | 700 | - |
| Less: Incremental Revenue/Recovery | | | | | 23 | - |
| **Net Cost/(Benefit)** | - | - | - | - | 677 | - |
| **Incremental Full Time Equivalent Positions** | - | - | - | - | - | - |

Class Estimate: Not applicable, as this is a program

Strategic Priority Action Plan alignment: Support to front line services

The programmable matching accelerator is a critical component of the Automated Fingerprint Identification System, which is used to capture and search fingerprint records. It is projected to reach end of its useful life in 2028 and will need to be replaced to maintain the current level of service.

* N/A - No amounts have been included in the "Previous Budgets" due to this program's on-going nature.

Project Name: **Police Headquarters Information System Upgrades**

Board: Winnipeg Police Board

Department: Winnipeg Police Service
Project: 2204900026

Service: Police Services
OurWinnipeg: Good Health and Well-Being

| AUTHORIZATION | Previous Budgets | 2024 Estimate | FORECAST 2025 | 2026 | 2027 | 2028 | 2029 | Five-Year Forecast Total | Six-Year Total |
|---|---|---|---|---|---|---|---|---|---|
| Project Costs ($000's) | N/A * | - | - | 2,435 | - | - | - | 2,435 | 2,435 |
| Financed by: | | | | | | | | | |
| Internal Financing | | | | 2,435 | | | | 2,435 | 2,435 |

| CASH FLOW | 2024 | 2025 | 2026 | 2027 | 2028 | 2029 | Beyond 2029 | Total |
|---|---|---|---|---|---|---|---|---|
| Project Costs ($000's) | - | - | 2,435 | - | - | - | - | 2,435 |
| Financed by: | | | | | | | | |
| Internal Financing | | | 2,435 | | | | | 2,435 |

| NET OPERATING IMPACT ($000's) | 2024 | 2025 | 2026 | 2027 | 2028 | 2029 |
|---|---|---|---|---|---|---|
| Operating costs | | | | | | |
| Debt and finance charges | | | 150 | 304 | 304 | 304 |
| Transfer to General Capital Fund | | | | | | |
| **Total Direct Costs** | - | - | 150 | 304 | 304 | 304 |
| Less: Incremental Revenue/Recovery | | | 79 | | | |
| **Net Cost/(Benefit)** | - | - | 71 | 304 | 304 | 304 |
| **Incremental Full Time Equivalent Positions** | - | - | - | - | - | - |

Class Estimate: Not applicable, as this is a program

Strategic Priority Action Plan alignment: Support to front line services

This evergreening initiative is to upgrade and replace time expired information system equipment for the centralized server, networking, backup and security hardware. The hardware supports department-wide information systems to maintain current levels of response.

* N/A - No amounts have been included in the "Previous Budgets" due to this program's on-going nature.

Project Name: **River Patrol Building - Building Envelope Roof Repair**

Board: Winnipeg Police Board

Department: Winnipeg Police Service
Project: 2300300028

Service: Police Services
OurWinnipeg: Good Health and Well-Being

| AUTHORIZATION | Previous Budgets | 2024 Estimate | FORECAST 2025 | 2026 | 2027 | 2028 | 2029 | Five-Year Forecast Total | Six-Year Total |
|---|---|---|---|---|---|---|---|---|---|
| Project Costs ($000's) | - | - | - | - | - | 700 | - | 700 | 700 |
| Financed by: | | | | | | | | | |
| Cash to Capital | | | | | | 700 | | 700 | 700 |

| CASH FLOW | 2024 | 2025 | 2026 | 2027 | 2028 | 2029 | Beyond 2029 | Total |
|---|---|---|---|---|---|---|---|---|
| Project Costs ($000's) | - | - | - | - | 700 | - | - | 700 |
| Financed by: | | | | | | | | |
| Cash to Capital | | | | | 700 | | | 700 |

| NET OPERATING IMPACT ($000's) | 2024 | 2025 | 2026 | 2027 | 2028 | 2029 |
|---|---|---|---|---|---|---|
| Operating costs | | | | | | |
| Debt and finance charges | | | | | | |
| Transfer to General Capital Fund | | | | | 700 | |
| **Total Direct Costs** | - | - | - | - | 700 | - |
| Less: Incremental Revenue/Recovery | | | | | 23 | |
| **Net Cost/(Benefit)** | - | - | - | - | 677 | - |
| **Incremental Full Time Equivalent Positions** | - | - | - | - | - | - |

Class Estimate: 5

Strategic Priority Action Plan alignment: Support to front line services

The River Patrol Building houses equipment used during investigations on waterways within the City of Winnipeg. The building will be repaired to ensure safety and security of the facility and the associated outbuildings.

Project Name: **Technical Surveillance Systems**

Board: Winnipeg Police Board

Department: Winnipeg Police Service
Project: 2300600028

Service: Police Services
OurWinnipeg: Good Health and Well-Being

| AUTHORIZATION | Previous Budgets | 2024 Estimate | FORECAST 2025 | 2026 | 2027 | 2028 | 2029 | Five-Year Forecast Total | Six-Year Total |
|---|---|---|---|---|---|---|---|---|---|
| Project Costs ($000's) | N/A * | - | - | - | - | 525 | - | 525 | 525 |
| Financed by: | | | | | | | | | |
| Cash to Capital | | | | | | 525 | | 525 | 525 |

| CASH FLOW | 2024 | 2025 | 2026 | 2027 | 2028 | 2029 | Beyond 2029 | Total |
|---|---|---|---|---|---|---|---|---|
| Project Costs ($000's) | - | - | - | - | 525 | - | - | 525 |
| Financed by: | | | | | | | | |
| Cash to Capital | | | | | 525 | | | 525 |

| NET OPERATING IMPACT ($000's) | 2024 | 2025 | 2026 | 2027 | 2028 | 2029 |
|---|---|---|---|---|---|---|
| Operating costs | | | | | | |
| Debt and finance charges | | | | | | |
| Transfer to General Capital Fund | | | | | 525 | |
| **Total Direct Costs** | - | - | - | - | 525 | - |
| Less: Incremental Revenue/Recovery | | | | | 17 | |
| **Net Cost/(Benefit)** | - | - | - | - | 508 | - |
| **Incremental Full Time Equivalent Positions** | - | - | - | - | - | - |

Class Estimate: Not applicable, as this is a program

Strategic Priority Action Plan alignment: Support to front line services

This project will update and replace time expired digital technical surveillance equipment for voice and data intercept systems. This equipment will support directed, focused gathering of information to support criminal investigations within the Winnipeg Police Service and in partnership with other outside agencies.

* N/A - No amounts have been included in the "Previous Budgets" due to this program's on-going nature.

Project Name: **Bomb Unit - Building Envelope**

Board: Winnipeg Police Board

Department: Winnipeg Police Service
Project: 2300500028

Service: Police Services
OurWinnipeg: Good Health and Well-Being

| AUTHORIZATION | Previous Budgets | 2024 Estimate | FORECAST 2025 | 2026 | 2027 | 2028 | 2029 | Five-Year Forecast Total | Six-Year Total |
|---|---|---|---|---|---|---|---|---|---|
| Project Costs ($000's) | - | - | - | - | - | 1,000 | - | 1,000 | 1,000 |
| Financed by: | | | | | | | | | |
| Cash to Capital | | | | | | 1,000 | | 1,000 | 1,000 |

| CASH FLOW | 2024 | 2025 | 2026 | 2027 | 2028 | 2029 | Beyond 2029 | Total |
|---|---|---|---|---|---|---|---|---|
| Project Costs ($000's) | - | - | - | - | 1,000 | - | - | 1,000 |
| Financed by: | | | | | | | | |
| Cash to Capital | | | | | 1,000 | | | 1,000 |

| NET OPERATING IMPACT ($000's) | 2024 | 2025 | 2026 | 2027 | 2028 | 2029 |
|---|---|---|---|---|---|---|
| Operating costs | | | | | | |
| Debt and finance charges | | | | | | |
| Transfer to General Capital Fund | | | | | 1,000 | |
| **Total Direct Costs** | - | - | - | - | 1,000 | - |
| Less: Incremental Revenue/Recovery | | | | | 33 | |
| **Net Cost/(Benefit)** | - | - | - | - | 967 | - |
| **Incremental Full Time Equivalent Positions** | - | - | - | - | - | - |

Class Estimate: 5

Strategic Priority Action Plan alignment: Support to front line services

The Bomb Unit storage facility houses equipment used during high risk investigations. The building will be repaired to ensure safety and security of the facility and the associated outbuildings.

Project Name: **Police Vehicle Operations - Facility**

Board: Winnipeg Police Board

Department: Winnipeg Police Service
Project: 2200200026

Service: Police Services
OurWinnipeg: Good Health and Well-Being

| AUTHORIZATION | Previous Budgets | 2024 Estimate | FORECAST 2025 | 2026 | 2027 | 2028 | 2029 | Five-Year Forecast Total | Six-Year Total |
|---|---|---|---|---|---|---|---|---|---|
| Project Costs ($000's) | - | - | - | 1,487 | - | - | - | 1,487 | 1,487 |
| Financed by: | | | | | | | | | |
| Internal Financing | | | | 1,487 | | | | 1,487 | 1,487 |

| CASH FLOW | 2024 | 2025 | 2026 | 2027 | 2028 | 2029 | Beyond 2029 | Total |
|---|---|---|---|---|---|---|---|---|
| Project Costs ($000's) | - | - | 1,487 | - | - | - | - | 1,487 |
| Financed by: | | | | | | | | |
| Internal Financing | | | 1,487 | | | | | 1,487 |

| NET OPERATING IMPACT ($000's) | 2024 | 2025 | 2026 | 2027 | 2028 | 2029 |
|---|---|---|---|---|---|---|
| Operating costs | | | | | | |
| Debt and finance charges | | | 92 | 186 | 186 | 186 |
| Transfer to General Capital Fund | | | | | | |
| **Total Direct Costs** | - | - | 92 | 186 | 186 | 186 |
| Less: Incremental Revenue/Recovery | | | 48 | | | |
| **Net Cost/(Benefit)** | - | - | 44 | 186 | 186 | 186 |
| **Incremental Full Time Equivalent Positions** | - | - | - | - | - | - |

Class Estimate: 5

Strategic Priority Action Plan alignment: Support to front line services

The Police Vehicle Training facility requires a purpose built classroom building. The existing classroom is a leased mobile unit that is undersized and does not meet the needs of the Training Division. The new facility will be a 3,100 square foot modular prefabricated building that houses a classroom and offices for the Police Vehicle Operating training unit.

Project Name: **Business Continuity Renovations**

Board: Winnipeg Police Board

Department: Winnipeg Police Service
Project: 2300300028

Service: Police Services
OurWinnipeg: Good Health and Well-Being

| AUTHORIZATION | Previous Budgets | 2024 Estimate | FORECAST 2025 | 2026 | 2027 | 2028 | 2029 | Five-Year Forecast Total | Six-Year Total |
|---|---|---|---|---|---|---|---|---|---|
| Project Costs ($000's) | - | - | - | - | - | 1,654 | 1,200 | 2,854 | 2,854 |
| Financed by: | | | | | | | | | |
| Cash to Capital | | | | | | 1,654 | 1,200 | 2,854 | 2,854 |

| CASH FLOW | 2024 | 2025 | 2026 | 2027 | 2028 | 2029 | Beyond 2029 | Total |
|---|---|---|---|---|---|---|---|---|
| Project Costs ($000's) | - | - | - | - | 1,654 | 1,200 | - | 2,854 |
| Financed by: | | | | | | | | |
| Cash to Capital | | | | | 1,654 | 1,200 | | 2,854 |

| NET OPERATING IMPACT ($000's) | 2024 | 2025 | 2026 | 2027 | 2028 | 2029 |
|---|---|---|---|---|---|---|
| Operating costs | | | | | | |
| Debt and finance charges | | | | | | |
| Transfer to General Capital Fund | | | | | 1,654 | 1,200 |
| **Total Direct Costs** | - | - | - | - | 1,654 | 1,200 |
| Less: Incremental Revenue/Recovery | | | | | 54 | 39 |
| **Net Cost/(Benefit)** | - | - | - | - | 1,600 | 1,161 |
| **Incremental Full Time Equivalent Positions** | - | - | - | - | - | - |

Class Estimate: 5

Strategic Priority Action Plan alignment: Support to front line services

This project will provide planning, design and delivery for construction of contingency space to ensure operational continuance in the event of a significant disruption.

Project Name: **Vehicle Inspections - Weigh Scale**

Board: Winnipeg Police Board

Department: Winnipeg Police Service
Project: 2206300025

Service: Police Services
OurWinnipeg: Good Health and Well-Being

| AUTHORIZATION | Previous Budgets | 2024 Estimate | FORECAST 2025 | 2026 | 2027 | 2028 | 2029 | Five-Year Forecast Total | Six-Year Total |
|---|---|---|---|---|---|---|---|---|---|
| Project Costs ($000's) | - | - | 250 | - | - | - | - | 250 | 250 |
| Financed by: | | | | | | | | | |
| External Debt | | | 250 | | | | | 250 | 250 |

| CASH FLOW | 2024 | 2025 | 2026 | 2027 | 2028 | 2029 | Beyond 2029 | Total |
|---|---|---|---|---|---|---|---|---|
| Project Costs ($000's) | - | 250 | - | - | - | - | - | 250 |
| Financed by: | | | | | | | | |
| External Debt | | 250 | | | | | | 250 |

| NET OPERATING IMPACT ($000's) | 2024 | 2025 | 2026 | 2027 | 2028 | 2029 |
|---|---|---|---|---|---|---|
| Operating costs | | | | | | |
| Debt and finance charges | | 16 | 32 | 32 | 32 | 32 |
| Transfer to General Capital Fund | | | | | | |
| **Total Direct Costs** | - | 16 | 32 | 32 | 32 | 32 |
| Less: Incremental Revenue/Recovery | | 8 | | | | |
| **Net Cost/(Benefit)** | - | 8 | 32 | 32 | 32 | 32 |
| **Incremental Full Time Equivalent Positions** | - | - | - | - | - | - |

Class Estimate: 5

Strategic Priority Action Plan alignment: Support to front line services

The fixed vehicle weigh scale is projected to reach the end of its useful life in 2025. It is used to satisfy the requirements in the Highway Traffic Act to accurately measure overweight vehicles.

Project Name: **Digital Evidence Management System**

Board: Winnipeg Police Board

Department: Winnipeg Police Service
Project: 2400100024

Service: Police Services
OurWinnipeg: Good Health and Well-Being

| AUTHORIZATION | Previous Budgets | 2024 Estimate | FORECAST 2025 | 2026 | 2027 | 2028 | 2029 | Five-Year Forecast Total | Six-Year Total |
|---|---|---|---|---|---|---|---|---|---|
| Project Costs ($000's) | - | 3,241 | - | - | - | - | 3,713 | 3,713 | 6,954 |
| Financed by: | | | | | | | | | |
| External Debt | | 3,241 | | | | | 3,713 | 3,713 | 6,954 |

| CASH FLOW | 2024 | 2025 | 2026 | 2027 | 2028 | 2029 | Beyond 2029 | Total |
|---|---|---|---|---|---|---|---|---|
| Project Costs ($000's) | 3,241 | - | - | - | - | 3,713 | - | 6,954 |
| Financed by: | | | | | | | | |
| External Debt | 3,241 | | | | | 3,713 | | 6,954 |

| NET OPERATING IMPACT ($000's) | 2024 | 2025 | 2026 | 2027 | 2028 | 2029 |
|---|---|---|---|---|---|---|
| Operating costs | | | | | | |
| Debt and finance charges | 369 | 752 | 752 | 752 | 752 | 732 |
| Transfer to General Capital Fund | | | | | | |
| **Total Direct Costs** | 369 | 752 | 752 | 752 | 752 | 732 |
| Less: Incremental Revenue/Recovery | 105 | | | | | 121 |
| **Net Cost/(Benefit)** | 264 | 752 | 752 | 752 | 752 | 611 |
| **Incremental Full Time Equivalent Positions** | - | - | - | - | - | - |

Class Estimate: Not applicable, as this is a program

Strategic Priority Action Plan alignment: Support to front line services

The Digital Evidence Management System provides efficient collection, storage, tracking and retention of internal and external digital evidence processed by the service for investigative purposes.

Project Name: **Facility Optimization - Waverley West Station**

Standing Policy Committee: Community Services

Department: Fire Paramedic Service
Project: 2111021523

Service: Fire and Rescue Response
OurWinnipeg: City Building

| AUTHORIZATION | Previous Budgets | 2024 Estimate | FORECAST 2025 | 2026 | 2027 | 2028 | 2029 | Five-Year Forecast Total | Six-Year Total |
|---|---|---|---|---|---|---|---|---|---|
| Project Costs ($000's) | 913 | - | 12,215 | - | - | - | - | 12,215 | 12,215 |
| Financed by: | | | | | | | | | |
| Canada Community-Building Fund | | | 7,990 | | | | | 7,990 | 7,990 |
| Province of Manitoba Strategic Infrastructure Funding | | | 2,520 | | | | | 2,520 | 2,520 |
| External Debt | | | 1,705 | | | | | 1,705 | 1,705 |

| CASH FLOW | 2024 | 2025 | 2026 | 2027 | 2028 | 2029 | Beyond 2029 | Total |
|---|---|---|---|---|---|---|---|---|
| Project Costs ($000's) | - | 5,402 | 6,813 | - | - | - | - | 12,215 |
| Financed by: | | | | | | | | |
| Canada Community-Building Fund | | 5,402 | 2,588 | | | | | 7,990 |
| Province of Manitoba Strategic Infrastructure Funding | | | 2,520 | | | | | 2,520 |
| External Debt | | | 1,705 | | | | | 1,705 |

| NET OPERATING IMPACT ($000's) | 2024 | 2025 | 2026 | 2027 | 2028 | 2029 |
|---|---|---|---|---|---|---|
| Operating costs | | | | | | |
| Debt and finance charges | | | 78 | 127 | 127 | 127 |
| Transfer to General Capital Fund | | | | | | |
| **Total Direct Costs** | - | - | 78 | 127 | 127 | 127 |
| Less: Incremental Revenue/Recovery | | 68 | 119 | | | |
| **Net Cost/(Benefit)** | - | (68) | (41) | 127 | 127 | 127 |
| **Incremental Full Time Equivalent Positions** | - | - | - | - | - | - |

Class Estimate: 4

Strategic Priority Action Plan alignment: None

With this capital funding the Winnipeg Fire Paramedic Service (WFPS) seeks to maximize the efficiency of the station network. This is achieved through relocations, replacements, and major enhancements to stations that help reduce costs but maintain the desired level of response.

This project will enable the WFPS will build a new station in Waverley West to service city growth and address response time issues. This station will be staffed with reallocated resources (staff and apparatus) from the St. Boniface Industrial Park and Windsor Park consolidation.

Site finalization in 2023 will provide a class 3 cost estimate prior to construction in 2025.

The site for the new station will be co-located with the South Winnipeg Recreation Complex. Station planning will start once the recreational complex has completed the land use plan.

This also includes funding for the installation of a geothermal HVAC solution that is expected to receive third-party funding to cover a portion of the cost.

***Facility Optimization - Waverley West Station (continued):***

**2024**:

Detailed design and contract administration conditional to approval of the final budget

**2025:**

Begin construction

**2026:**

Complete construction

On March 20, 2020, Council received as information the Winnipeg Fire Paramedic Master Plan. On January 28, 2021, Council referred the recommendations outlined in Appendix 2 of the Master Plan to the 2022 Budget process. This project is part of the recommendations in this Plan.

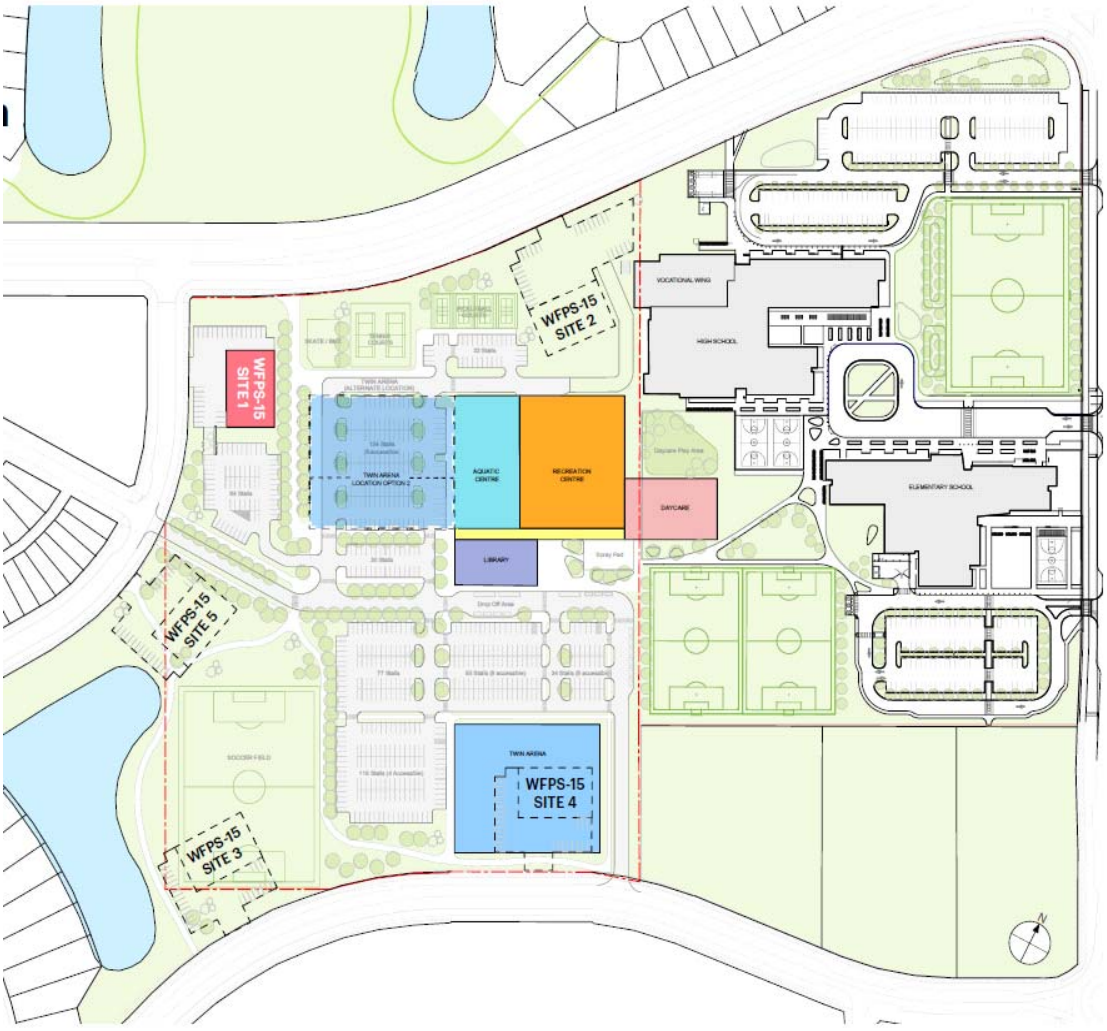

Project Name: **Facility Optimization - St. Boniface Industrial Area and Windsor Park Station Consolidation**

Standing Policy Committee: Community Services

Department: Fire Paramedic Service
Project: 2111020922
Service: Fire and Rescue Response
OurWinnipeg: Good Health and Well-Being

| AUTHORIZATION | Previous Budgets | 2024 Estimate | FORECAST 2025 | 2026 | 2027 | 2028 | 2029 | Five-Year Forecast Total | Six-Year Total |
|---|---|---|---|---|---|---|---|---|---|
| Project Costs ($000's) | 13,439 | - | - | - | - | - | - | - | - |
| Financed by: | | | | | | | | | |
| Land Operating Reserve | | | 600 | | | | | 600 | 600 |
| Interim Financing from Land Operating Reserve / (Repayment) | | | (600) | | | | | (600) | (600) |

| CASH FLOW | 2024 | 2025 | 2026 | 2027 | 2028 | 2029 | Beyond 2029 | Total |
|---|---|---|---|---|---|---|---|---|
| Project Costs ($000's) | - | - | - | - | - | - | - | - |
| Financed by: | | | | | | | | |
| Land Operating Reserve | | 600 | | | | | | 600 |
| Interim Financing from Land Operating Reserve / (Repayment) | | (600) | | | | | | (600) |

| NET OPERATING IMPACT ($000's) | 2024 | 2025 | 2026 | 2027 | 2028 | 2029 |
|---|---|---|---|---|---|---|
| Operating costs | | | | | | |
| Debt and finance charges | | | | | | |
| Transfer to General Capital Fund | | | | | | |
| **Total Direct Costs** | - | - | - | - | - | - |
| Less: Incremental Revenue/Recovery | | | | | | |
| **Net Cost/(Benefit)** | - | - | - | - | - | - |
| **Incremental Full Time Equivalent Positions** | - | - | - | - | - | - |

Class Estimate: Not applicable

Strategic Priority Action Plan alignment: None

**2022:**

Capital funding was provided to Winnipeg Fire Paramedic Service to maximize the efficiency of the station network in the St. Boniface Industrial Area and Windsor Park area through relocations, replacements, and major enhancements to stations that help reduce costs but maintain the desired level of response.

**2024:**

The consolidation of the St. Boniface Industrial Area station (#9, 864 Marion St.) and Windsor Park station (#15, 1083 Autumnwood Dr.) will be complete. The new consolidated station will service both the industrial area and Windsor Park area, currently served by the two existing stations, and house all existing staff and apparatus. This station will also house a relocated ambulance from the Fort Rouge station (#30, 524 Osborne St.).

**2025:**

Decommissioning of Marion station (#9) for resale.

The Land Operating Reserve funding amount shown above is based on the assessed value and represents the timing of disposition of the Marion St. Station.

Project Name: **Facility Optimization - Silver Heights Fire Paramedic Station Consolidation**

Standing Policy Committee: Community Services

Department: Fire Paramedic Service
Project: 2111021927

Service: Fire and Rescue Response
OurWinnipeg: Good Health and Well-Being

| AUTHORIZATION | Previous Budgets | 2024 Estimate | FORECAST 2025 | 2026 | 2027 | 2028 | 2029 | Five-Year Forecast Total | Six-Year Total |
|---|---|---|---|---|---|---|---|---|---|
| Project Costs ($000's) | - | - | - | - | 557 | 13,887 | - | 14,444 | 14,444 |
| Financed by: | | | | | | | | | |
| Canada Community-Building Funding | | | | | | 2,286 | | 2,286 | 2,286 |
| External Debt | | | | | 557 | 11,601 | | 12,158 | 12,158 |

| CASH FLOW | 2024 | 2025 | 2026 | 2027 | 2028 | 2029 | Beyond 2029 | Total |
|---|---|---|---|---|---|---|---|---|
| Project Costs ($000's) | - | - | - | 557 | 7,865 | 6,022 | - | 14,444 |
| Financed by: | | | | | | | | |
| Canada Community-Building Funding | | | | | 2,286 | | | 2,286 |
| External Debt | | | | 557 | 5,579 | 6,022 | | 12,158 |

| NET OPERATING IMPACT ($000's) | 2024 | 2025 | 2026 | 2027 | 2028 | 2029 |
|---|---|---|---|---|---|---|
| Operating costs | | | | | | |
| Debt and finance charges | | | | 24 | 294 | 729 |
| Transfer to General Capital Fund | | | | | | |
| **Total Direct Costs** | - | - | - | 24 | 294 | 729 |
| Less: Incremental Revenue/Recovery | | | | 18 | 210 | 196 |
| **Net Cost/(Benefit)** | - | - | - | 6 | 84 | 533 |
| **Incremental Full Time Equivalent Positions** | - | - | - | - | - | - |

Class Estimate: See table below

| | 2024 | 2025 | 2026 | 2027 | 2028 | 2029 |
|---|---|---|---|---|---|---|
| **Class Estimate** | | | | **5** | **5** | |
| **Authorization ($000's)** | | | | | | |
| Preliminary Design | | | | 557 | | |
| Detailed Design & Construction | | | | | 13,887 | |

Strategic Priority Action Plan alignment: None

With this capital funding the Winnipeg Fire Paramedic Service seeks to maximize the efficiency of the station network. This is achieved through relocations, replacements, and major enhancements to stations that help reduce costs but maintain the desired level of response.

This project will consolidate the Silver Heights (#19, 320 Whytewold Rd.) and Portage Avenue stations (#36, 2490 Portage Ave.) on the existing Whytewold Rd property. The consolidated station will maintain service capability and coverage of both areas. The new station will also house a relocated ladder truck from St. James (#20, 525 Banting Dr.). The sale of land from the Portage Avenue station will be used to offset costs via the Land Operating Reserve.

***Facility Optimization - Silver Heights Fire Paramedic Station Consolidation (continued):***

**2027:**

Preliminary  station design and land use survey will be undertaken to provide a class 3 cost estimate prior to construction.

**2028:**

Detailed design completion and commencement of construction

**2029:**

Complete construction

On March 20, 2020, Council received the Winnipeg Fire Paramedic Master Plan as information.

On January 28, 2021, Council referred the recommendations outlined in Appendix 1 of the master plan to the 2022 budget process. This project is part of those recommendations.

Project Name: **Facility Optimization - Osborne Fire Paramedic Station Consolidation Land Acquisition**

Standing Policy Committee: Community Services

Department: Fire Paramedic Service
Project: 2111021929

Service: Fire and Rescue Response
OurWinnipeg: Good Health and Well-Being

| AUTHORIZATION | Previous Budgets | 2024 Estimate | FORECAST 2025 | 2026 | 2027 | 2028 | 2029 | Five-Year Forecast Total | Six-Year Total |
|---|---|---|---|---|---|---|---|---|---|
| Project Costs ($000's) | - | - | - | - | - | - | 8,500 | 8,500 | 8,500 |
| Financed by: | | | | | | | | | |
| External Debt | | | | | | | 8,500 | 8,500 | 8,500 |

| CASH FLOW | 2024 | 2025 | 2026 | 2027 | 2028 | 2029 | Beyond 2029 | Total |
|---|---|---|---|---|---|---|---|---|
| Project Costs ($000's) | - | - | - | - | - | 8,500 | - | 8,500 |
| Financed by: | | | | | | | | |
| External Debt | | | | | | 8,500 | | 8,500 |

| NET OPERATING IMPACT ($000's) | 2024 | 2025 | 2026 | 2027 | 2028 | 2029 |
|---|---|---|---|---|---|---|
| Operating costs | | | | | | |
| Debt and finance charges | | | | | | 384 |
| Transfer to General Capital Fund | | | | | | |
| **Total Direct Costs** | - | - | - | - | - | 384 |
| Less: Incremental Revenue/Recovery | | | | | | 270 |
| **Net Cost/(Benefit)** | - | - | - | - | - | 114 |
| **Incremental Full Time Equivalent Positions** | - | - | - | - | - | - |

Class Estimate: 5

Strategic Priority Action Plan alignment: None

With this capital funding the Winnipeg Fire Paramedic Service seeks to maximize the efficiency of the station network. This is achieved through relocations, replacements, and major enhancements to stations that help reduce costs but maintain the desired level of response.

This project will identify land for the future consolidation of the Osborne Street stations (St #4, 150 Osborne St and #30, 524 Osborne St. ) in the Osborne Community area. Once constructed the sale of the former stations will be used to offset costs through the land operating reserve.

**2029:**

Find and purchase land

On March 20, 2020, Council received the Winnipeg Fire Paramedic Master Plan as information.

On January 28, 2021, Council referred the recommendations outlined in Appendix 1 of the master plan to the 2022 budget process. This project is part of those recommendations.

Project Name: **Station Capital Maintenance**

Standing Policy Committee: Community Services

Department: Fire Paramedic Service
Project: 6321000024

Service: Fire and Rescue Response
OurWinnipeg: Good Health and Well-Being

| AUTHORIZATION | Previous Budgets | 2024 Estimate | FORECAST 2025 | 2026 | 2027 | 2028 | 2029 | Five-Year Forecast Total | Six-Year Total |
|---|---|---|---|---|---|---|---|---|---|
| Project Costs ($000's) | N/A * | 1,000 | 1,000 | 1,000 | 1,000 | 1,000 | 1,000 | 5,000 | 6,000 |
| Financed by: | | | | | | | | | |
| Cash to Capital | | 500 | 500 | 500 | 500 | 500 | 500 | 2,500 | 3,000 |
| External Debt | | 500 | 500 | 500 | 500 | 500 | 500 | 2,500 | 3,000 |

| CASH FLOW | 2024 | 2025 | 2026 | 2027 | 2028 | 2029 | Beyond 2029 | Total |
|---|---|---|---|---|---|---|---|---|
| Project Costs ($000's) | 1,000 | 1,000 | 1,000 | 1,000 | 1,000 | 1,000 | - | 6,000 |
| Financed by: | | | | | | | | |
| Cash to Capital | 500 | 500 | 500 | 500 | 500 | 500 | | 3,000 |
| External Debt | 500 | 500 | 500 | 500 | 500 | 500 | | 3,000 |

| NET OPERATING IMPACT ($000's) | 2024 | 2025 | 2026 | 2027 | 2028 | 2029 |
|---|---|---|---|---|---|---|
| Operating costs | | | | | | |
| Debt and finance charges | 23 | 70 | 117 | 165 | 213 | 261 |
| Transfer to General Capital Fund | 500 | 500 | 500 | 500 | 500 | 500 |
| **Total Direct Costs** | 523 | 570 | 617 | 665 | 713 | 761 |
| Less: Incremental Revenue/Recovery | 33 | 33 | 33 | 33 | 33 | 33 |
| **Net Cost/(Benefit)** | 490 | 537 | 584 | 632 | 680 | 728 |
| **Incremental Full Time Equivalent Positions** | - | - | - | - | - | - |

Class Estimate: Not applicable, as this is a program

Strategic Priority Action Plan alignment: None

These capital funds support an ongoing program of repair and structural maintenance to ensure station asset lives are maximized, thereby ensuring the service has an operable station network from which emergency response vehicles can be deployed across the whole city to meet required response times.

Priorities for 2024-2029 include but are not limited to:

• Heating, ventilation, and air conditioning repairs, and electrical upgrade

• Concrete repairs to station forecourts as required

• Back-up power solutions

Project list and timing is subject to change due to operational requirements and unexpected urgent needs.

* N/A - No amounts have been included in the "Previous Budgets" due to this program's on-going nature.

Note: From 2024 the use of station assets for purposes related to paramedic operations will be financially supported through lease payments funded as part of the new Emergency Medical Services contract with Shared Health.

Project Name: **Equipment Obsolescence**

Standing Policy Committee: Community Services

Department: Fire Paramedic Service
Project: 2104000024

Service: Fire and Rescue Response
OurWinnipeg: Good Health and Well-Being

| AUTHORIZATION | Previous Budgets | 2024 Estimate | FORECAST 2025 | 2026 | 2027 | 2028 | 2029 | Five-Year Forecast Total | Six-Year Total |
|---|---|---|---|---|---|---|---|---|---|
| Project Costs ($000's) | N/A * | 827 | 1,463 | 4,973 | 2,910 | 2,032 | 2,412 | 13,790 | 14,617 |
| Financed by: | | | | | | | | | |
| External Debt | | 190 | 575 | 2,693 | 803 | 873 | 715 | 5,659 | 5,849 |
| External Debt on behalf of Shared Health ** *** | | | 215 | 1,680 | 1,507 | 559 | 1,097 | 5,058 | 5,058 |
| Shared Health Capital Grant *** | | 637 | 673 | 600 | 600 | 600 | 600 | 3,073 | 3,710 |

| CASH FLOW | 2024 | 2025 | 2026 | 2027 | 2028 | 2029 | Beyond 2029 | Total |
|---|---|---|---|---|---|---|---|---|
| Project Costs ($000's) | 827 | 1,463 | 4,973 | 2,910 | 2,032 | 2,412 | - | 14,617 |
| Financed by: | | | | | | | | |
| External Debt | 190 | 575 | 2,693 | 803 | 873 | 715 | | 5,849 |
| External Debt on behalf of Shared Health ** *** | | 215 | 1,680 | 1,507 | 559 | 1,097 | | 5,058 |
| Shared Health Capital Grant *** | 637 | 673 | 600 | 600 | 600 | 600 | | 3,710 |

| NET OPERATING IMPACT ($000's) | 2024 | 2025 | 2026 | 2027 | 2028 | 2029 |
|---|---|---|---|---|---|---|
| Operating costs | | | | | | |
| Debt and finance charges | 22 | 135 | 741 | 1,544 | 1,994 | 2,355 |
| Transfer to General Capital Fund | | | | | | |
| **Total Direct Costs** | 22 | 135 | 741 | 1,544 | 1,994 | 2,355 |
| Less: Incremental Revenue/Recovery | 14 | 30 | 116 | 52 | 43 | 44 |
| **Net Cost/(Benefit)** | 8 | 105 | 625 | 1,492 | 1,951 | 2,311 |
| **Incremental Full Time Equivalent Positions** | - | - | - | - | - | - |

Class Estimate: Not applicable, as this is a program

Strategic Priority Action Plan alignment: None

This capital program supports the on-going replacement of emergency response equipment that is nearing the end of its useful operating life. The replacement timing is set to ensure continuity of front line emergency operation while maximizing the operating life of the equipment and ensuring value for money.

The Fire Paramedic Service needs to replace the following specialized equipment in a cyclical process as it nears the end of its operating life. Funding for this equipment is provided by both the City of Winnipeg and Shared Health. The following list identifies the equipment and the funding source:

Priorities for 2024-2029 include but are not limited to:

**City of Winnipeg funded assets:**

• Replacement of specialty fire and rescue equipment

• Replacement of emergency mechanical services equipment

• Replacement of fire and rescue equipment

• P25 Radios and equipment

• 911 communications centre equipment

***Equipment Obsolescence (continued):***

**Shared Health funded assets:**

• Replacement of emergency medical equipment

• P25 Radios and equipment

• Renewal of emergency call handling equipment

Project list and timing is subject to change due to operational requirements and unexpected urgent needs.

* N/A - No amounts have been included in the "Previous Budgets" due to this program's on-going nature.

** The City of Winnipeg will take out debt on behalf of Shared Health for this project.  Shared Health will pay the interest and principal on this debt over a 5 year period.

*** Shared Health has confirmed up to $2 million of its baseline funding to cover the funding effects of the capital program each year. The cost of this project in each year draws from this funding amount.

Project Name: **Emergency Vehicle Pre-emption**

Standing Policy Committee: Community Services

Department: Fire Paramedic Service
Project: 2112120026

Service: Fire and Rescue Response
OurWinnipeg: City Building

| AUTHORIZATION | Previous Budgets | 2024 Estimate | FORECAST 2025 | 2026 | 2027 | 2028 | 2029 | Five-Year Forecast Total | Six-Year Total |
|---|---|---|---|---|---|---|---|---|---|
| Project Costs ($000's) | - | - | - | 1,408 | - | - | - | 1,408 | 1,408 |
| Financed by: | | | | | | | | | |
| External debt | | | | 1,408 | | | | 1,408 | 1,408 |

| CASH FLOW | 2024 | 2025 | 2026 | 2027 | 2028 | 2029 | Beyond 2029 | Total |
|---|---|---|---|---|---|---|---|---|
| Project Costs ($000's) | - | - | 1,408 | - | - | - | - | 1,408 |
| Financed by: | | | | | | | | |
| External debt | | | 1,408 | | | | | 1,408 |

| NET OPERATING IMPACT ($000's) | 2024 | 2025 | 2026 | 2027 | 2028 | 2029 |
|---|---|---|---|---|---|---|
| Operating costs | | | | | | |
| Debt and finance charges | | | 163 | 332 | 332 | 332 |
| Transfer to General Capital Fund | | | | | | |
| **Total Direct Costs** | - | - | 163 | 332 | 332 | 332 |
| Less: Incremental Revenue/Recovery | | | 46 | | | |
| **Net Cost/(Benefit)** | - | - | 117 | 332 | 332 | 332 |
| **Incremental Full Time Equivalent Positions** | - | - | - | - | - | - |

Class Estimate: 5

Strategic Priority Action Plan alignment: None

Emergency Vehicle Pre-emption (EVP) takes advantage of the City investment in centralized traffic signal control to provide intelligent traffic signalization for emergency vehicles. This increases priority for approaching emergency vehicles to enable the clearance of the junctions along their route and allowing safer and more rapid progression through to the emergency incident.

EVP was identified as a crucial addition to facilitate the station optimization program in meeting station reductions while maintaining response capability and coverage.

In 2024, Winnipeg Traffic Management Centre and the Winnipeg Fire Paramedic Service 911 Communication Centre will commence a trial of pre-emptive software on selected intersections.

Full implementation will start in 2026.

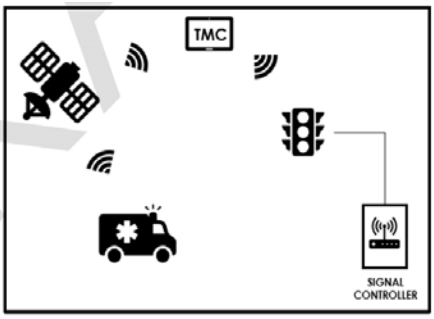

Project Name: **Outdoor Live Fire Training Facility**

Standing Policy Committee: Community Services

Department: Fire Paramedic Service
Project: 2111014128

Service: Fire and Rescue Response
OurWinnipeg: City Building

| AUTHORIZATION | Previous Budgets | 2024 Estimate | FORECAST 2025 | 2026 | 2027 | 2028 | 2029 | Five-Year Forecast Total | Six-Year Total |
|---|---|---|---|---|---|---|---|---|---|
| Project Costs ($000's) | - | - | - | - | - | 1,006 | - | 1,006 | 1,006 |
| Financed by: | | | | | | | | | |
| External debt | | | | | | 1,006 | | 1,006 | 1,006 |

| CASH FLOW | 2024 | 2025 | 2026 | 2027 | 2028 | 2029 | Beyond 2029 | Total |
|---|---|---|---|---|---|---|---|---|
| Project Costs ($000's) | - | - | - | - | 1,006 | - | - | 1,006 |
| Financed by: | | | | | | | | |
| External debt | | | | | 1,006 | | | 1,006 |

| NET OPERATING IMPACT ($000's) | 2024 | 2025 | 2026 | 2027 | 2028 | 2029 |
|---|---|---|---|---|---|---|
| Operating costs | | | | | | |
| Debt and finance charges | | | | | 46 | 75 |
| Transfer to General Capital Fund | | | | | | |
| **Total Direct Costs** | - | - | - | - | 46 | 75 |
| Less: Incremental Revenue/Recovery | | | | | 33 | |
| **Net Cost/(Benefit)** | - | - | - | - | 13 | 75 |
| **Incremental Full Time Equivalent Positions** | - | - | - | - | - | - |

Class Estimate: 5

Strategic Priority Action Plan alignment: None

The Winnipeg Fire Paramedic Service (WFPS) Fire Paramedic Academy is located at 2546 McPhillips St. The space is used for classroom training as well as outdoor live fire training. Due to substantial development in the Leila North and West Kildonan Industrial park there are concerns about the inconvenience live burn exercises will cause neighbouring properties.

These funds would go towards moving the outdoor live-burn training area from within the city to a location with more space to disperse smoke. This will address air quality concerns, while not jeopardizing the ability of WFPS to train members.

Site development costs will include site services, surfacing work, and installation of a pre-fabricated structure for shelter and as a classroom.

Project Name: **Waverley West Modular Station and Site Development (formerly Modular Mobile Station)**

Standing Policy Committee: Community Services

Department: Fire Paramedic Service
Project: 2110010022

Service: Fire and Rescue Response
OurWinnipeg: City Building

| AUTHORIZATION | Previous Budgets | 2024 Estimate | FORECAST 2025 | 2026 | 2027 | 2028 | 2029 | Five-Year Forecast Total | Six-Year Total |
|---|---|---|---|---|---|---|---|---|---|
| Project Costs ($000's) | 3,000 | 3,885 | - | - | - | - | - | - | 3,885 |
| Financed by: | | | | | | | | | |
| Canada Community-Building Fund | | 1,333 | | | | | | - | 1,333 |
| External Debt | | 1,360 | | | | | | - | 1,360 |
| Transfer from Prior Year Authorization | | 1,192 | | | | | | - | 1,192 |

| CASH FLOW | 2024 | 2025 | 2026 | 2027 | 2028 | 2029 | Beyond 2029 | Total |
|---|---|---|---|---|---|---|---|---|
| Project Costs ($000's) | 3,885 | - | - | - | - | - | - | 3,885 |
| Financed by: | | | | | | | | |
| Canada Community-Building Fund | 1,333 | | | | | | | 1,333 |
| External Debt | 1,360 | | | | | | | 1,360 |
| Transfer from Prior Year Authorization | 1,192 | | | | | | | 1,192 |

| NET OPERATING IMPACT ($000's) | 2024 | 2025 | 2026 | 2027 | 2028 | 2029 |
|---|---|---|---|---|---|---|
| Operating costs | | | | | | |
| Debt and finance charges | 62 | 126 | 126 | 126 | 126 | 126 |
| Transfer to General Capital Fund | | | | | | |
| **Total Direct Costs** | 62 | 126 | 126 | 126 | 126 | 126 |
| Less: Incremental Revenue/Recovery | 100 | | | | | |
| **Net Cost/(Benefit)** | (38) | 126 | 126 | 126 | 126 | 126 |
| **Incremental Full Time Equivalent Positions** | - | - | - | - | - | - |

Class Estimate: 1

Strategic Priority Action Plan alignment: None

With this capital funding, the Winnipeg Fire Paramedic Service seeks to design and purchase a modular, portable fire paramedic station and develop a temporary site at 110 Eaglewood Drive. The modular station will be used to support Waverley West until a permanent station can be constructed along with the South Winnipeg Recreational campus.

The modular station also supports the Fire Paramedic Strategic Direction for station renovations and optimization as an emergency back-up station. The modular design and portability of the structure means that the facility can be reused at another site when required.

The preliminary designed for the station occurred in 2023.

On September 29, 2023, Council authorized a transfer of funds from the Facility Optimization Waverley West Station Project - see Appendix 4.

In 2024, the modular station will be installed on the developed Eaglewood Drive land.

***Waverley West Modular Station and Site Development (continued):***



Project Name: **Next Generation 911**

Standing Policy Committee: Community Services

Department: Fire Paramedic Service
Project: 2105010025

Service: Fire and Rescue Response
OurWinnipeg: Good Health and Well-Being

| AUTHORIZATION | Previous Budgets | 2024 Estimate | FORECAST 2025 | 2026 | 2027 | 2028 | 2029 | Five-Year Forecast Total | Six-Year Total |
|---|---|---|---|---|---|---|---|---|---|
| Project Costs ($000's) | - | - | 5,000 | - | - | - | - | 5,000 | 5,000 |
| Financed by: | | | | | | | | | |
| Province of Manitoba Strategic Infrastructure Funding | | | 5,000 | | | | | 5,000 | 5,000 |

| CASH FLOW | 2024 | 2025 | 2026 | 2027 | 2028 | 2029 | Beyond 2029 | Total |
|---|---|---|---|---|---|---|---|---|
| Project Costs ($000's) | - | 5,000 | - | - | - | - | - | 5,000 |
| Financed by: | | | | | | | | |
| Province of Manitoba Strategic Infrastructure Funding | | 5,000 | | | | | | 5,000 |

| NET OPERATING IMPACT ($000's) | 2024 | 2025 | 2026 | 2027 | 2028 | 2029 |
|---|---|---|---|---|---|---|
| Operating costs | | | | | | |
| Debt and finance charges | | | | | | |
| Transfer to General Capital Fund | | | | | | |
| **Total Direct Costs** | - | - | - | - | - | - |
| Less: Incremental Revenue/Recovery | | 63 | | | | |
| **Net Cost/(Benefit)** | - | (63) | - | - | - | - |
| **Incremental Full Time Equivalent Positions** | - | - | - | - | - | - |

Class Estimate: 5

Strategic Priority Action Plan alignment: None

The Canadian Radio-television and Telecommunications Commission (CRTC) Next Generation 9-1-1 (NG9-1-1) standards require upgrades to call handling systems to ensure 9-1-1 data can be appropriately managed. These changes better respond to the needs of the public, and ensures support regardless of the device they are calling on or the way they wish to communicate. It also requires primary and back-up Public Safety Answering Points (PSAP) centres have physical and electronic security measures in place. These funds will be used to improve the 9-1-1 back-up centre to meet national standards, and to upgrade 9-1-1 communication systems and processes to meet the new NG9-1-1 standards.

Project Name: **Next Generation 911 - Telephony System**

Standing Policy Committee: Community Services

Department: Fire Paramedic Service
Project: 2105020025

Service: Fire and Rescue Response
OurWinnipeg: Good Health and Well-Being

| AUTHORIZATION | Previous Budgets | 2024 Estimate | FORECAST 2025 | 2026 | 2027 | 2028 | 2029 | Five-Year Forecast Total | Six-Year Total |
|---|---|---|---|---|---|---|---|---|---|
| Project Costs ($000's) | - | - | 1,500 | - | - | - | - | 1,500 | 1,500 |
| Financed by: | | | | | | | | | |
| Province of Manitoba Strategic Infrastructure Funding | | | 1,500 | | | | | 1,500 | 1,500 |

| CASH FLOW | 2024 | 2025 | 2026 | 2027 | 2028 | 2029 | Beyond 2029 | Total |
|---|---|---|---|---|---|---|---|---|
| Project Costs ($000's) | - | 1,500 | - | - | - | - | - | 1,500 |
| Financed by: | | | | | | | | |
| Province of Manitoba Strategic Infrastructure Funding | | 1,500 | | | | | | 1,500 |

| NET OPERATING IMPACT ($000's) | 2024 | 2025 | 2026 | 2027 | 2028 | 2029 |
|---|---|---|---|---|---|---|
| Operating costs | | | | | | |
| Debt and finance charges | | | | | | |
| Transfer to General Capital Fund | | | | | | |
| **Total Direct Costs** | - | - | - | - | - | - |
| Less: Incremental Revenue/Recovery | | 19 | | | | |
| **Net Cost/(Benefit)** | - | (19) | - | - | - | - |
| **Incremental Full Time Equivalent Positions** | - | - | - | - | - | - |

Class Estimate: 5

Strategic Priority Action Plan alignment: None

These funds will be used to purchase, host and implement a Next Generation 9-1-1 (NG9-911) Telephony solution to identify, geolocate, and queue incoming calls to replace the existing retiring system.

Return to Table of Contents

Project Name: **Cemeteries - Improvements**

Standing Policy Committee: Property and Development

Department: Planning, Property and Development

Service: Cemeteries

Project: 6322100126

OurWinnipeg: Leadership and Good Governance

| AUTHORIZATION | Previous Budgets | 2024 Estimate | FORECAST 2025 | 2026 | 2027 | 2028 | 2029 | Five-Year Forecast Total | Six-Year Total |
|---|---|---|---|---|---|---|---|---|---|
| Project Costs ($000's) | N/A* | - | - | 100 | 124 | - | 113 | 337 | 337 |
| Financed by: | | | | | | | | | |
| Cash to Capital | | | | | | | 113 | 113 | 113 |
| External Debt | | | | 100 | 124 | | | 224 | 224 |

| CASH FLOW | 2024 | 2025 | 2026 | 2027 | 2028 | 2029 | Beyond 2029 | Total |
|---|---|---|---|---|---|---|---|---|
| Project Costs ($000's) | - | - | 100 | 124 | - | 113 | - | 337 |
| Financed by: | | | | | | | | |
| Cash to Capital | | | | | | 113 | | 113 |
| External Debt | | | 100 | 124 | | | | 224 |

| NET OPERATING IMPACT ($000's) | 2024 | 2025 | 2026 | 2027 | 2028 | 2029 |
|---|---|---|---|---|---|---|
| Operating costs | | | | | | |
| Debt and finance charges | | | 5 | 13 | 17 | 17 |
| Transfer to General Capital Fund | | | | | | 113 |
| **Total Direct Costs** | - | - | 5 | 13 | 17 | 130 |
| Less: Incremental Revenue/Recovery | | | 3 | 4 | | 4 |
| **Net Cost/(Benefit)** | - | - | 2 | 9 | 17 | 126 |
| **Incremental Full Time Equivalent Positions** | - | - | - | - | - | - |

Class Estimate: Not applicable, as this is a program

Strategic Priority Action Plan alignment: Support to front line services

This program is needed in order to fund improvements to Brookside, Transcona and St. Vital Cemeteries, which includes roadway repairs, tree planting, leveling cemetery sections, etc. It may also be used to fund the development of new full body and cremation interment sections at Brookside Cemetery, including the installation of new roadways, beam foundation, and landscaping. These revenue-generating products/services will contribute to the Cemetery Service's goal of reaching financial self-sustainability.

* N/A - No amounts have been included in the "Previous Budgets" due to this program's on-going nature.

Project Name: **Downtown Enhancement Program**

Standing Policy Committee: Public Works

Department: Planning, Property and Development

Service: City Beautification

Project: 6351800124

OurWinnipeg: Good Health and Well-Being

| AUTHORIZATION | Previous Budgets | 2024 Estimate | FORECAST 2025 | 2026 | 2027 | 2028 | 2029 | Five-Year Forecast Total | Six-Year Total |
|---|---|---|---|---|---|---|---|---|---|
| Project Costs ($000's) | N/A* | 237 | 151 | 127 | - | 125 | 175 | 578 | 815 |
| Financed by: | | | | | | | | | |
| Cash to Capital | | | | | | 125 | 175 | 300 | 300 |
| Province of Manitoba Strategic Infrastructure Funding | | 237 | 151 | | | | | 151 | 388 |
| External Debt | | | | 127 | | | | 127 | 127 |

| CASH FLOW | 2024 | 2025 | 2026 | 2027 | 2028 | 2029 | Beyond 2029 | Total |
|---|---|---|---|---|---|---|---|---|
| Project Costs ($000's) | 59 | 216 | 145 | 95 | 125 | 175 | - | 815 |
| Financed by: | | | | | | | | |
| Cash to Capital | | | | | 125 | 175 | | 300 |
| Province of Manitoba Strategic Infrastructure Funding | 59 | 216 | 113 | | | | | 388 |
| External Debt | | | 32 | 95 | | | | 127 |

| NET OPERATING IMPACT ($000's) | 2024 | 2025 | 2026 | 2027 | 2028 | 2029 |
|---|---|---|---|---|---|---|
| Operating costs | | | | | | |
| Debt and finance charges | | | 2 | 10 | 16 | 16 |
| Transfer to General Capital Fund | | | | | 125 | 175 |
| **Total Direct Costs** | - | - | 2 | 10 | 141 | 191 |
| Less: Incremental Revenue/Recovery | 1 | 3 | 3 | 3 | 4 | 6 |
| **Net Cost/(Benefit)** | (1) | (3) | (1) | 7 | 137 | 185 |
| **Incremental Full Time Equivalent Positions** | - | - | - | - | - | - |

Class Estimate: Not applicable, as this is a program

Strategic Priority Action Plan alignment: Support to front line services

The program objective is the functional and aesthetic improvements and required upgrades to public spaces and streetscapes in the Downtown and Exchange District National Heritage Site. The funds enhance accessibility, safety, comfort and urban design quality of pedestrian environments and fulfill the commitment to the "Downtown First" philosophy. The Downtown Winnipeg Urban Design Guidelines provide the guiding principles to support design and enhance the livability of Winnipeg's Downtown urban environment.

The program supports and develops ongoing opportunities for future Public / Private development and redevelopment partnerships and projects such as Old Market Square, Broadway, Millennium Library Park, Bonnycastle Park and the Assiniboine River Walk. Projects have traditionally relied on and/or leveraged other partnership opportunities and have supported private redevelopments.

These public open space and streetscape improvements are over and above and exclusive of work assumed by the Public Works, Transit, and Water and Waste Departments who are responsible for existing infrastructure such as curbs, street and sidewalk repairs, street trees, planters, boulevards, required maintenance, and accessibility standards.

***Downtown Enhancement Program (continued):***

Planned use of 2024 budget funding includes, but is not limited to:

• Support Downtown Recovery Strategy projects. The Downtown Recovery projects are supported by the Canada Community-Building Fund (CCBF) agreement, and therefore have restrictions as to how the money can be spent. The Downtown Enhancement funds will support single-sourcing consultants and cover items/work not covered by the CCBF agreement.

• Supporting Exchange and Downtown BIZ placemaking initiatives, projects include:

  – Fitness trail connection through Stephen Juba to Bonnycastle

  – Old Market Square seating/skating node

Project list and timing is subject to change due to operational requirements and unexpected urgent needs.

* N/A - No amounts have been included in the "Previous Budgets" due to this program's on-going nature.

Project Name: **Business Improvement Zones, Image Routes and Neighbourhood Main Streets**

Standing Policy Committee: Public Works

Department: Planning, Property and Development

Service: City Beautification

Project: 6351241524

OurWinnipeg: Good Health and Well-Being

| AUTHORIZATION | Previous Budgets | 2024 Estimate | FORECAST 2025 | 2026 | 2027 | 2028 | 2029 | Five-Year Forecast Total | Six-Year Total |
|---|---|---|---|---|---|---|---|---|---|
| Project Costs ($000's) | N/A * | 200 | 200 | 200 | 200 | 200 | 200 | 1,000 | 1,200 |
| Financed by: | | | | | | | | | |
| Destination Marketing Reserve | | 200 | 200 | 200 | 200 | 200 | 200 | 1,000 | 1,200 |

| CASH FLOW | 2024 | 2025 | 2026 | 2027 | 2028 | 2029 | Beyond 2029 | Total |
|---|---|---|---|---|---|---|---|---|
| Project Costs ($000's) | 50 | 150 | 200 | 200 | 200 | 150 | 250 | 1,200 |
| Financed by: | | | | | | | | |
| Destination Marketing Reserve | 50 | 150 | 200 | 200 | 200 | 150 | 250 | 1,200 |

| NET OPERATING IMPACT ($000's) | 2024 | 2025 | 2026 | 2027 | 2028 | 2029 |
|---|---|---|---|---|---|---|
| Operating costs | | | | | | |
| Debt and finance charges | | | | | | |
| Transfer to General Capital Fund | | | | | | |
| **Total Direct Costs** | - | - | - | - | - | - |
| Less: Incremental Revenue/Recovery | | | | | | |
| **Net Cost/(Benefit)** | - | - | - | - | - | - |
| **Incremental Full Time Equivalent Positions** | - | - | - | - | - | - |

Class Estimate: Not applicable, as this is a program

Strategic Priority Action Plan alignment: Support to front line services

The City of Winnipeg reinvests in partnered projects in Business Improvement Zone (BIZ) districts and Neighbourhood Main Streets. These areas have their own distinct character with their own style of mixed-use, walkable business districts that serve as the cores of their neighbourhoods. These funds provide the opportunity for the residents and business owners to work in partnership with the City, BIZs, private sector, not-for-profit, other funding agencies, and other government bodies. This capital fund gives the incentive for the BIZ groups to go out and match dollars from sources other than the City. This capital fund, through partnerships, assists in stimulating community revitalization.

This enhancement program takes the form of decorative medians, pedestrian lighting, banner poles, special entry nodes, special pavement treatments, character signage, plants, trees and site furnishings, to ensure the renewal and sustainment of the infrastructure that creates a sense of place and destination in and along Business Improvement Zones and on Image Routes.

Projects in 2024 to 2029 are adjusted based upon community readiness and partnership opportunities.

These organizations utilize grants received from the City to leverage additional funding to undertake projects. Any one of the sixteen (16) Business Improvement Zones may be considered and reviewed for the Streetscape Enhancement Capital Grant funding. Specific allocations to BIZ groups will be subject to Council approval by way of a separate report in early year of capital funding being allocated. Project funding will be delivered as a grant to each BIZ group through legally executed grant agreements.

As this funds capital grants within this program, it is exempt from interest and administrative overhead capital charges.

* N/A - No amounts have been included in the "Previous Budgets" due to this program's on-going nature.

Project Name: **Developer Payback**

Standing Policy Committee: Community Services

Department: Planning, Property and Development

Service: Parks and Natural Areas

Project: 6351000224

OurWinnipeg: Environmental Resilience

| AUTHORIZATION | Previous Budgets | 2024 Estimate | FORECAST 2025 | 2026 | 2027 | 2028 | 2029 | Five-Year Forecast Total | Six-Year Total |
|---|---|---|---|---|---|---|---|---|---|
| Project Costs ($000's) | N/A * | 100 | - | 100 | - | - | 100 | 200 | 300 |
| Financed by: | | | | | | | | | |
| Cash to Capital | | | | | | | 100 | 100 | 100 |
| External Debt | | 100 | | 100 | | | | 100 | 200 |

| CASH FLOW | 2024 | 2025 | 2026 | 2027 | 2028 | 2029 | Beyond 2029 | Total |
|---|---|---|---|---|---|---|---|---|
| Project Costs ($000's) | - | 100 | - | 100 | - | 100 | - | 300 |
| Financed by: | | | | | | | | |
| Cash to Capital | | | | | | 100 | | 100 |
| External Debt | | 100 | | 100 | | | | 200 |

| NET OPERATING IMPACT ($000's) | 2024 | 2025 | 2026 | 2027 | 2028 | 2029 |
|---|---|---|---|---|---|---|
| Operating costs | | | | | | |
| Debt and finance charges | | 6 | 13 | 19 | 26 | 26 |
| Transfer to General Capital Fund | | | | | | 100 |
| **Total Direct Costs** | - | 6 | 13 | 19 | 26 | 126 |
| Less: Incremental Revenue/Recovery | | 3 | | 3 | | 3 |
| **Net Cost/(Benefit)** | - | 3 | 13 | 16 | 26 | 123 |
| **Incremental Full Time Equivalent Positions** | - | - | - | - | - | - |

Class Estimate: Not applicable

Strategic Priority Action Plan alignment: Support to front line services

The City of Winnipeg is legally obligated through the approved Development Agreement Parameters to provide payback on older Developer Agreements based on the approved 48/52 split on the development of park costs. The funding formula is that the City of Winnipeg contributes 52% to the park development costs. Additionally, recognizing the need to do work concurrently beyond the basic requirements of the Development Agreement, these funds will cover provision of basic amenities that are more cost-effective and practical to install at the time of initial development (such as pathways, lighting, site furnishings, tree planting), particularly for linear park developments.

Applications from some of the outstanding (older) agreements are now being received due to the ongoing build out.

Calculations are based on industry consultation and the actual reviewed costs of works as they are completed each calendar year. Capital requirements are updated on an ongoing basis to reflect industry build out and Development Agreement amendments.

* N/A - No amounts have been included in the "Previous Budgets" due to this commitment's on-going nature.

Project Name: **Cemetery Planning and Development**

Standing Policy Committee: Property and Development

Department: Planning, Property and Development

Service: Cemeteries

Project: 6322100224

OurWinnipeg: Leadership and Good Governance

| AUTHORIZATION | Previous Budgets | 2024 Estimate | FORECAST 2025 | 2026 | 2027 | 2028 | 2029 | Five-Year Forecast Total | Six-Year Total |
|---|---|---|---|---|---|---|---|---|---|
| Project Costs ($000's) | N/A * | 449 | 291 | 684 | 100 | 166 | - | 1,241 | 1,690 |
| Financed by: | | | | | | | | | |
| Province of Manitoba Strategic Infrastructure Funding | | 449 | 291 | | 100 | | | 391 | 840 |
| External Debt | | | | 684 | | 166 | | 850 | 850 |

| CASH FLOW | 2024 | 2025 | 2026 | 2027 | 2028 | 2029 | Beyond 2029 | Total |
|---|---|---|---|---|---|---|---|---|
| Project Costs ($000's) | 449 | 291 | 100 | 200 | 166 | 484 | - | 1,690 |
| Financed by: | | | | | | | | |
| Province of Manitoba Strategic Infrastructure Funding | 449 | 291 | | 100 | | | | 840 |
| External Debt | | | 100 | 100 | 166 | 484 | | 850 |

| NET OPERATING IMPACT ($000's) | 2024 | 2025 | 2026 | 2027 | 2028 | 2029 |
|---|---|---|---|---|---|---|
| Operating costs | | | | | | |
| Debt and finance charges | | | 12 | 35 | 66 | 142 |
| Transfer to General Capital Fund | | | | | | |
| **Total Direct Costs** | - | - | 12 | 35 | 66 | 142 |
| Less: Incremental Revenue/Recovery | 6 | 4 | 3 | 4 | 5 | 16 |
| **Net Cost/(Benefit)** | (6) | (4) | 9 | 31 | 61 | 126 |
| **Incremental Full Time Equivalent Positions** | - | - | - | - | - | - |

Class Estimate: Not applicable, as this is a program

Strategic Priority Action Plan alignment: Support to front line services

Funding is required for the establishment of new full body interment sections at Brookside Cemetery, as existing interment sections are reaching capacity and investment is needed in order to meet community demand. This work will include initial site planning work, new roadway construction, installation of new beam foundations and landscaping work. These revenue-generating products/services will contribute to the Cemetery Service's goal of reaching financial self-sustainability.

In 2024, work will commence on a significant expansion project at Brookside Cemetery, which will involve site surveys, grading, road construction and landscaping.

* N/A - No amounts have been included in the "Previous Budgets" due to this program's on-going nature.

Project Name: **New Columbaria Investment**

Standing Policy Committee: Property and Development

Department: Planning, Property and Development

Service: Cemeteries

Project: 6322100324

OurWinnipeg: Leadership and Good Governance

| AUTHORIZATION | Previous Budgets | 2024 Estimate | FORECAST 2025 | 2026 | 2027 | 2028 | 2029 | Five-Year Forecast Total | Six-Year Total |
|---|---|---|---|---|---|---|---|---|---|
| Project Costs ($000's) | N/A * | 494 | 100 | 121 | 124 | 326 | - | 671 | 1,165 |
| Financed by: | | | | | | | | | |
| Province of Manitoba Strategic Infrastructure Funding | | 294 | 100 | | 124 | | | 224 | 518 |
| External Debt | | 200 | | 121 | | 326 | | 447 | 647 |

| CASH FLOW | 2024 | 2025 | 2026 | 2027 | 2028 | 2029 | Beyond 2029 | Total |
|---|---|---|---|---|---|---|---|---|
| Project Costs ($000's) | 394 | 200 | 121 | 124 | 326 | - | - | 1,165 |
| Financed by: | | | | | | | | |
| Province of Manitoba Strategic Infrastructure Funding | 294 | 100 | | 124 | | | | 518 |
| External Debt | 100 | 100 | 121 | | 326 | | | 647 |

| NET OPERATING IMPACT ($000's) | 2024 | 2025 | 2026 | 2027 | 2028 | 2029 |
|---|---|---|---|---|---|---|
| Operating costs | | | | | | |
| Debt and finance charges | 11 | 35 | 61 | 75 | 113 | 138 |
| Transfer to General Capital Fund | | | | | | |
| **Total Direct Costs** | 11 | 35 | 61 | 75 | 113 | 138 |
| Less: Incremental Revenue/Recovery | 7 | 4 | 4 | 2 | 11 | |
| **Net Cost/(Benefit)** | 4 | 31 | 57 | 73 | 102 | 138 |
| **Incremental Full Time Equivalent Positions** | - | - | - | - | - | - |

Class Estimate: Not applicable, as this is a program

Strategic Priority Action Plan alignment: Support to front line services

Funding is needed for the purchase and installation of columbaria and other cremation interment options within the Garden of Remembrance at each of Brookside, St. Vital and Transcona Cemeteries. The existing supply of product at each cemetery is limited and expansion is needed in order to accommodate new product sales. These revenue-generating products/services will contribute to the Cemetery Service's goal of reaching financial self-sustainability.

The 2024 capital budget will be used to expand columbaria capacity at St. Vital and Brookside Cemeteries. This includes site planning, the installation of new pathways, columbaria foundations and landscaping, as well as the procurement of new columbaria units. This investment should provide several years of new capacity and will generate ongoing revenue for the Branch.

On July 13, 2023, Council authorized a first charge of up to $200,000 in 2023 or prior to the adoption of the 2024 capital budget for the New Columbaria Investment Program.

* N/A - No amounts have been included in the "Previous Budgets" due to this program's on-going nature.

Project Name: **Riverbank Stabilization - Physical Asset Protection**

Standing Policy Committee: Water, Waste and Environment

Department: Planning, Property and Development

Service: Land Drainage and Flood Control

Project: 6351300224

OurWinnipeg: Environmental Resilience

| AUTHORIZATION | Previous Budgets | 2024 Estimate | FORECAST 2025 | 2026 | 2027 | 2028 | 2029 | Five-Year Forecast Total | Six-Year Total |
|---|---|---|---|---|---|---|---|---|---|
| Project Costs ($000's) | N/A* | 3,000 | 3,000 | 3,000 | 3,000 | 3,000 | 3,000 | 15,000 | 18,000 |
| Financed by: | | | | | | | | | |
| Province of Manitoba Strategic Infrastructure Funding | | 3,000 | 3,000 | | 3,000 | | | 6,000 | 9,000 |
| External Debt | | | | 3,000 | | 3,000 | 3,000 | 9,000 | 9,000 |

| CASH FLOW | 2024 | 2025 | 2026 | 2027 | 2028 | 2029 | Beyond 2029 | Total |
|---|---|---|---|---|---|---|---|---|
| Project Costs ($000's) | 300 | 2,000 | 2,500 | 3,500 | 3,000 | 3,700 | 3,000 | 18,000 |
| Financed by: | | | | | | | | |
| Province of Manitoba Strategic Infrastructure Funding | 300 | 2,000 | 2,500 | 3,500 | 700 | | | 9,000 |
| External Debt | | | | | 2,300 | 3,700 | 3,000 | 9,000 |

| NET OPERATING IMPACT ($000's) | 2024 | 2025 | 2026 | 2027 | 2028 | 2029 |
|---|---|---|---|---|---|---|
| Operating costs | | | | | | |
| Debt and finance charges | | | | | 147 | 535 |
| Transfer to General Capital Fund | | | | | | |
| **Total Direct Costs** | - | - | - | - | 147 | 535 |
| Less: Incremental Revenue/Recovery | 4 | 25 | 31 | 44 | 84 | 120 |
| **Net Cost/(Benefit)** | (4) | (25) | (31) | (44) | 63 | 415 |
| **Incremental Full Time Equivalent Positions** | - | - | - | - | - | - |

Class Estimate: Not applicable, as this is a program

Strategic Priority Action Plan alignment: Support to front line services

This program is intended to address riverbank erosion and slope instability risks to public riverbank lands, while also providing improved public access to these spaces. The riverbank improvements will typically include some form of erosion protection supplemented by stabilization works where warranted. The program will provide new or enhanced riverbank access such as upper-bank walk/bike paths and active transporation (AT) routes, mid and lower bank paths, viewing nodes, and river's-edge landings. Site restorations in project areas will (re)establish robust and diverse naturalized riparian habitats.

The tentative project list provided below has prioritized riverbank improvement projects that will protect existing and/or facilitate new public access to the river and riverbank areas The Planning Property and Development Department's Waterways Branch maintains a Riverbank Asset Management System (RAMS) which includes characterizations of over 200 City-owned riverbank sites with risk-based evaluations taking into account the condition of the riverbank and current or anticipated impacts to existing and planned assets. The following projects are not necessarily listed in the order that they will be completed as the prioritizations may be adjusted over time due to stakeholder input, reassessments of riverbank conditions, and potential funding or collaborative opportunities.

***Riverbank Stabilization - Physical Asset Protection (continued):***

The project priority listing as of January 2024 is as follows:

| Location | Riverbank Improvements (preliminary) | Potential River/Riverbank access | Current Status |
|---|---|---|---|
| Osborne St: Brandon Ave – Togo Ave | Erosion protection and stabilization | Upper-bank active transportation (AT) and possible river access at Togo | Geotechnical investigation complete, ongoing monitoring. |
| Gabrielle Roy Trail | Stabilization and erosion protection | Reinstate path | |
| Redwood Ave to Alfred Ave | Erosion protection and stabilization | Upper-bank AT and possible river access at Redwood or Pritchard | Investigation and preliminary design study underway |
| River Rd/River Rd Park West | Erosion protection and stabilization/re-grading | Upper bank path and river access at Minnetonka | Initial investigation and AT preliminary design study complete |
| St. Mary's Rd/Frobisher Rd | Erosion protection and stabilization/re-grading | Upper bank AT connection, river access, and lower bank trails. | Investigation and preliminary design study underway. |
| Michaëlle Jean Park | Erosion protection and stabilization at upstream end | Reinstate upper-bank AT route and potentially provide path to lower bank. | Investigation and preliminary design underway |
| St. Cross St | Stabilization/re-grading | Upper-bank AT route on river-side of street | Geotechnical investigation and monitoring program ongoing |
| D'Arcy Dr | Erosion protection, stabilization and re-grading | Upper-bank AT route on river-side of street | |
| Ft Rouge Park | Erosion protection and stabilization | River access | Pending future AT bridge plans |
| St. Vital Cemetery | Erosion protection and re-grading | Possible upper-bank walk-bike path between St. Vital Park and Abinojii Mikanah | Subject to stakeholder input |
| Various access locations (less than $500,000 each) | Localized erosion protection, re-grading and stabilization | River access, viewing nodes, upper and lower bank paths | To be informed by the anticipated PWD Waterway Access Study |

The above projects will all involve inter-departmental collaboration as projects will take place on land administered by other City Departments and the riverbank works will accommodate and protect assets within the portfolios of other departments, in particular Public Works Department (PWD) (paths, parks/park amenities, streets) and Water and Waste Department (WWD) (primary line of defense, outfalls and river crossings). It is expected that most of the above projects will be delivered by the Waterways Branch with possible supplemental funding and technical support from PWD and/or WWD, however in some instances the riverbank improvements may be delivered within a project administered by another department, funded in-part by this program.

* N/A - No amounts have been included in the "Previous Budgets" due to this project's on-going nature.

Return to Table of Contents

Project Name: **Health/Life Safety/Emergency Systems Refurbishment/City-Wide Accessibility**

Standing Policy Committee: Property and Development

Department: Municipal Accommodations

Service: Property Asset Management

Project: 0731009024

OurWinnipeg: Economic Prosperity

| AUTHORIZATION | Previous Budgets | 2024 Estimate | FORECAST 2025 | 2026 | 2027 | 2028 | 2029 | Five-Year Forecast Total | Six-Year Total |
|---|---|---|---|---|---|---|---|---|---|
| Project Costs ($000's) | N/A * | 2,660 | 943 | 2,236 | 2,311 | 642 | 3,843 | 9,975 | 12,635 |
| Financed by: | | | | | | | | | |
| Cash to Capital | | | | | | | 915 | 915 | 915 |
| Land Operating Reserve | | 1,700 | | | | | | - | 1,700 |
| Canada Community-Building Fund | | 960 | 472 | 1,118 | 1,155 | 642 | 2,928 | 6,315 | 7,275 |
| Province of Manitoba Strategic Infrastructure Funding | | | 471 | | 1,156 | | | 1,627 | 1,627 |
| External Debt | | | | 1,118 | | | | 1,118 | 1,118 |

| CASH FLOW | 2024 | 2025 | 2026 | 2027 | 2028 | 2029 | Beyond 2029 | Total |
|---|---|---|---|---|---|---|---|---|
| Project Costs ($000's) | 665 | 2,106 | 1,391 | 2,126 | 2,023 | 2,129 | 2,196 | 12,635 |
| Financed by: | | | | | | | | |
| Cash to Capital | | | | | | 915 | | 915 |
| Land Operating Reserve | 89 | 1,487 | 125 | | | | | 1,700 |
| Canada Community-Building Fund | 577 | 502 | 913 | 848 | 1,027 | 1,214 | 2,196 | 7,275 |
| Province of Manitoba Strategic Infrastructure Funding | | 118 | 353 | 289 | 867 | | | 1,627 |
| External Debt | | | | 989 | 129 | | | 1,118 |

| NET OPERATING IMPACT ($000's) | 2024 | 2025 | 2026 | 2027 | 2028 | 2029 |
|---|---|---|---|---|---|---|
| Operating costs | | | | | | |
| Debt and finance charges | | | | 63 | 137 | 145 |
| Transfer to General Capital Fund | | | | | | 915 |
| **Total Direct Costs** | - | - | - | 63 | 137 | 1,060 |
| Less: Incremental Revenue/Recovery | 10 | 56 | 20 | 46 | 28 | 45 |
| **Net Cost/(Benefit)** | (10) | (56) | (20) | 17 | 109 | 1,015 |
| **Incremental Full Time Equivalent Positions** | - | - | - | - | - | - |

Class Estimate: Not applicable, as this is a program

Strategic Priority Action Plan alignment: Support to front line services

Capital Program to fund investments ensuring health/life safety requirements and the highest-and-best use investments associated with preserving continued facility operations that arise annually. Specifically, this program encompasses planned or emergency refurbishment, replacement, repair and maintenance upgrade projects for fire and life safety (e.g., emergency lighting), heating, ventilation, air conditioning, electrical, plumbing, building envelope, structural requirements, emergency power generation, and uninterrupted power systems. Funding is also allocated for critical systems including building automation and climate control, security, access control, and closed caption television systems. This program also ensures adherence to regulatory compliance upgrades, asbestos and other hazardous material remediation, and asset condition assessments. Finally, this program addresses physical accessibility issues such as lighting, signage, and public entranceways.

***Health/Life Safety/Emergency Systems Refurbishment/City-Wide Accessibility (continued):***

Planned works for the 2024 budget amount include Winnipeg Police Service headquarters building systems repairs and refurbishment, roof and building envelope refurbishment and replacement (various sites including 245 Smith Street, 1539 Waverley Street, 2546 McPhillips Street & 185 King Street), air handling unit replacement at Park City West & Heritage Victoria Community Centres, outdoor aquatics short-term capital repairs (various sites), building automation and security systems upgrades (various locations) and city-wide accessibility initiatives (various locations).

Project list and timing is subject to change due to operational requirements and unexpected urgent needs.

This program includes 1 temporary capital funded full-time equivalent Project Coordinator position.

* N/A - No amounts have been included in the "Previous Budgets" due to this program's on-going nature.

Project Name: **Valley Gardens Community Centre Outbuilding**

Standing Policy Committee: Property and Development

Department: Municipal Accommodations
Service: Property Asset Management

Project: 0731000826
OurWinnipeg: Economic Prosperity

| AUTHORIZATION | Previous Budgets | 2024 Estimate | FORECAST 2025 | 2026 | 2027 | 2028 | 2029 | Five-Year Forecast Total | Six-Year Total |
|---|---|---|---|---|---|---|---|---|---|
| Project Costs ($000's) | - | - | - | 250 | - | - | - | 250 | 250 |
| Financed by: | | | | | | | | | |
| External Debt | | | | 250 | | | | 250 | 250 |

| CASH FLOW | 2024 | 2025 | 2026 | 2027 | 2028 | 2029 | Beyond 2029 | Total |
|---|---|---|---|---|---|---|---|---|
| Project Costs ($000's) | - | - | 50 | 200 | - | - | - | 250 |
| Financed by: | | | | | | | | |
| External Debt | | | 50 | 200 | | | | 250 |

| NET OPERATING IMPACT ($000's) | 2024 | 2025 | 2026 | 2027 | 2028 | 2029 |
|---|---|---|---|---|---|---|
| Operating costs | | | | | | |
| Debt and finance charges | | | 3 | 19 | 32 | 32 |
| Transfer to General Capital Fund | | | | | | |
| **Total Direct Costs** | - | - | 3 | 19 | 32 | 32 |
| Less: Incremental Revenue/Recovery | | | 2 | 7 | | |
| **Net Cost/(Benefit)** | - | - | 1 | 12 | 32 | 32 |
| **Incremental Full Time Equivalent Positions** | | | | | | - |

Class Estimate: 5

Strategic Priority Action Plan alignment: 1.4 Expand access to existing facilities and programming for recreation, library, community gathering, and 24/7 safe spaces, especially downtown

A new outbuilding or refurbishment of the current structure is planned for the Valley Gardens Community Centre given the existing outbuilding has been closed. Funding in 2026 will be utilized to undertake a needs assessment with the Public Service reporting back to the budget process on what type of structure is recommended with the 2026 authorization amount as well as the potential scope of the project and additional funding requirements as applicable.

Incremental operating costs cannot be estimated at this time and will be included when known.

Construction will not commence until a class 3 estimate is obtained.

Project Name: **Wildwood Golf Course Clubhouse**

Standing Policy Committee: Property and Development

Department: Municipal Accommodations
Service: Property Asset Management

Project: 0731000924
OurWinnipeg: Economic Prosperity

| AUTHORIZATION | Previous Budgets | 2024 Estimate | FORECAST 2025 | 2026 | 2027 | 2028 | 2029 | Five-Year Forecast Total | Six-Year Total |
|---|---|---|---|---|---|---|---|---|---|
| Project Costs ($000's) | - | 500 | 500 | - | - | - | - | 500 | 1,000 |
| Financed by: | | | | | | | | | |
| External Debt | | 500 | 500 | | | | | 500 | 1,000 |

| CASH FLOW | 2024 | 2025 | 2026 | 2027 | 2028 | 2029 | Beyond 2029 | Total |
|---|---|---|---|---|---|---|---|---|
| Project Costs ($000's) | - | 500 | 500 | - | - | - | - | 1,000 |
| Financed by: | | | | | | | | |
| External Debt | | 500 | 500 | | | | | 1,000 |

| NET OPERATING IMPACT ($000's) | 2024 | 2025 | 2026 | 2027 | 2028 | 2029 |
|---|---|---|---|---|---|---|
| Operating costs | | | | | | |
| Debt and finance charges | | 22 | 58 | 73 | 73 | 73 |
| Transfer to General Capital Fund | | | | | | |
| **Total Direct Costs** | - | 22 | 58 | 73 | 73 | 73 |
| Less: Incremental Revenue/Recovery | | 10 | 10 | | | |
| **Net Cost/(Benefit)** | - | 12 | 48 | 73 | 73 | 73 |
| **Incremental Full Time Equivalent Positions** | | | | | | - |

Class Estimate: Not applicable

Strategic Priority Action Plan alignment: 1.4 Expand access to existing facilities and programming for recreation, library, community gathering, and 24/7 safe spaces, especially downtown

This capital grant funding represent a one-third share of the estimated $3 million cost to construct a clubhouse at the Wildwood Golf Course. The construction of the clubhouse is to be undertaken by the lessee of the Golf Course with Municipal Accommodations providing oversight. The City's share is subject to leveraging funding from other levels of government and/or private fundraising.

As this funding represents a one-time capital grant, the class estimate is not applicable. Also not applicable are corporate administration and Municipal Accommodations Project Management overheads.

Project Name: **Corporate Records Centre**

Standing Policy Committee: Property and Development

Department: City Clerks
Project: 0400000927

Service: Heritage Conservation
OurWinnipeg: Leadership and Good Governance

| AUTHORIZATION | Previous Budgets | 2024 Estimate | FORECAST 2025 | 2026 | 2027 | 2028 | 2029 | Five-Year Forecast Total | Six-Year Total |
|---|---|---|---|---|---|---|---|---|---|
| Project Costs ($000's) | N/A* | - | - | - | 200 | - | - | 200 | 200 |
| Financed by: | | | | | | | | | |
| External Debt | | | | | 200 | | | 200 | 200 |

| CASH FLOW | 2024 | 2025 | 2026 | 2027 | 2028 | 2029 | Beyond 2029 | Total |
|---|---|---|---|---|---|---|---|---|
| Project Costs ($000's) | - | - | - | 200 | - | - | - | 200 |
| Financed by: | | | | | | | | |
| External Debt | | | | 200 | | | | 200 |

| NET OPERATING IMPACT ($000's) | 2024 | 2025 | 2026 | 2027 | 2028 | 2029 |
|---|---|---|---|---|---|---|
| Operating costs | | | | | | |
| Debt and finance charges | | | | 23 | 47 | 47 |
| Transfer to General Capital Fund | | | | | | |
| **Total Direct Costs** | - | - | - | 23 | 47 | 47 |
| Less: Incremental Revenue/Recovery | | | | 7 | | |
| **Net Cost/(Benefit)** | - | - | - | 16 | 47 | 47 |
| **Incremental Full Time Equivalent Positions** | - | - | - | - | - | - |

Class Estimate: Not applicable, as this is a program

Strategic Priority Action Plan alignment: Support to front line services

The City Clerk's Department, Archives and Records Control Branch, supports records and information management City-wide, manages access and privacy responsibilities for the City, and operates the City of Winnipeg Archives and the Corporate Records Centre. The Corporate Records Centre at 1450 Mountain Avenue allows for the ability to increase storage capacity for records scheduled for retention under the Records Management By-law 123/2020 ("the by-law"), utilize specialized shelving solutions to better accommodate variable sized box transfers from departments, and realize operational efficiencies. Archival storage and public access/research services continue to be delivered out of a leased facility at 50 Myrtle.

Ongoing development of the Corporate Records Centre is essential to meet the City’s records management requirements. Cost-effective storage and inventory management services enable departments to better manage records in accordance with the by-law, regulatory requirements, and the administrative standard, resulting in an increase in routine transfers of records out of expensive operational space to the more cost-effective Corporate Records Centre.

This program ensures that the Corporate Records Centre can continue to meet the demand for storage of records scheduled under the by-law. Costs will include installation of additional specialized shelving solutions and the purchase of equipment to manage the growing inventory to ensure that City records are protected as required by law, and can be accessed and retrieved in an effective manner.

Development of the Corporate Records Centre supports the City's commitment to increased transparency and better response times to requests through access legislation.

* N/A - No amounts have been included in the "Previous Budgets" due to this program's on-going nature.

Project Name: **Audio / Video Equipment Replacement**

Standing Policy Committee: Executive Policy Committee

Department: City Clerks
Project: 0400001827

Service: Council Services
OurWinnipeg: Leadership and Good Governance

| AUTHORIZATION | Previous Budgets | 2024 Estimate | FORECAST 2025 | 2026 | 2027 | 2028 | 2029 | Five-Year Forecast Total | Six-Year Total |
|---|---|---|---|---|---|---|---|---|---|
| Project Costs ($000's) | N/A * | - | - | - | 150 | - | - | 150 | 150 |
| Financed by: | | | | | | | | | |
| External Debt | | | | | 150 | | | 150 | 150 |

| CASH FLOW | 2024 | 2025 | 2026 | 2027 | 2028 | 2029 | Beyond 2029 | Total |
|---|---|---|---|---|---|---|---|---|
| Project Costs ($000's) | - | - | - | 150 | - | - | - | 150 |
| Financed by: | | | | | | | | |
| External Debt | | | | 150 | | | | 150 |

| NET OPERATING IMPACT ($000's) | 2024 | 2025 | 2026 | 2027 | 2028 | 2029 |
|---|---|---|---|---|---|---|
| Operating costs | | | | | | |
| Debt and finance charges | | | | 17 | 35 | 35 |
| Transfer to General Capital Fund | | | | | | |
| **Total Direct Costs** | - | - | - | 17 | 35 | 35 |
| Less: Incremental Revenue/Recovery | | | | 5 | | |
| **Net Cost/(Benefit)** | - | - | - | 12 | 35 | 35 |
| **Incremental Full Time Equivalent Positions** | - | - | - | - | - | - |

Class Estimate: Not applicable, as this is a program

Strategic Priority Action Plan alignment: Support to front line services

The City Clerk's Department facilitates meetings of Council, Committees and the Board of Revision online via the Zoom platform. The department provides live streaming, live television broadcast, recording and providing various audio / video capabilities in six separate meeting areas, including the Council Chamber and the Board of Revision meeting rooms. These facilities are used for 300+ meetings of Council and its committees, and to facilitate the hearing of up to 5,000 appeals annually.

The equipment used to facilitate these meetings is used daily. Equipment includes automated cameras, microphones, speakers, amplifiers, digital recorders, live streaming equipment, closed captioning converters, digital storage, and television broadcast stations. In addition to the wear and tear this equipment sustains due to its daily use, this technology changes rapidly and needs to be regularly replaced. This program ensures that the department can continue to meet its legislated requirements of allowing participation in Council and Committee meetings by communication devices (i.e. Zoom) as well as the broadcasting and livestreaming of the meetings.

The department also regularly provides audio video services for numerous City of Winnipeg events including openings, announcements, and flag raisings, where audio equipment, and other technology is required. Equipment used for protocol events including speakers, amplifiers, pool sound, etc. is often used outdoors and is required to be moved from event to event. As such, the equipment is subject to wear and tear and does require regular maintenance and replacement to ensure 100% operational ability and reliability.

* N/A - No amounts have been included in the "Previous Budgets" due to this program's on-going nature.

Project Name: **Election Systems**

Standing Policy Committee: Executive Policy Committee

Department: City Clerks
Project: 0400000525

Service: Council Services
OurWinnipeg: Leadership and Good Governance

| AUTHORIZATION | Previous Budgets | 2024 Estimate | FORECAST 2025 | 2026 | 2027 | 2028 | 2029 | Five-Year Forecast Total | Six-Year Total |
|---|---|---|---|---|---|---|---|---|---|
| Project Costs ($000's) | N/A* | - | 100 | 200 | - | - | 100 | 400 | 400 |
| Financed by: | | | | | | | | | |
| Cash to Capital | | | | | | | 100 | 100 | 100 |
| External Debt | | | 100 | 200 | | | | 300 | 300 |

| CASH FLOW | 2024 | 2025 | 2026 | 2027 | 2028 | 2029 | Beyond 2029 | Total |
|---|---|---|---|---|---|---|---|---|
| Project Costs ($000's) | - | 100 | 200 | - | - | 100 | - | 400 |
| Financed by: | | | | | | | | |
| Cash to Capital | | | | | | 100 | | 100 |
| External Debt | | 100 | 200 | | | | | 300 |

| NET OPERATING IMPACT ($000's) | 2024 | 2025 | 2026 | 2027 | 2028 | 2029 |
|---|---|---|---|---|---|---|
| Operating costs | | | | | | |
| Debt and finance charges | | 11 | 46 | 70 | 70 | 70 |
| Transfer to General Capital Fund | | | | | | |
| **Total Direct Costs** | - | 11 | 46 | 70 | 70 | 70 |
| Less: Incremental Revenue/Recovery | | 3 | 7 | | | 3 |
| **Net Cost/(Benefit)** | - | 8 | 39 | 70 | 70 | 67 |
| **Incremental Full Time Equivalent Positions** | - | - | - | - | - | - |

Class Estimate: Not applicable, as this is a program

Strategic Priority Action Plan alignment: Support to front line services

In accordance with the department's statutory responsibility to compile a List of Electors and convene elections, every four years the department ensures the renewal of equipment and systems used in election processes.

As some of the systems are only used every four years, they require either extensive renovations or complete rewrites to allow them to function with changed systems, networks, and databases. Systems which need to be upgraded / revitalized for the 2026 election include the List of Electors system, Geographic Information System mapping, election night reporting systems and web sites, especially those utilizing the Internet for increased security and more effective communication with candidates, media, and the public.

* N/A - No amounts have been included in the "Previous Budgets" due to this program's on-going nature.

Project Name: **City of Winnipeg Archives - The Winnipeg 150 Legacy Project**

Standing Policy Committee: Property and Development

Department: City Clerks
Project: 0704000123

Service: Heritage Conservation
OurWinnipeg: Leadership and Good Governance

| AUTHORIZATION | Previous Budgets | 2024 Estimate | FORECAST 2025 | 2026 | 2027 | 2028 | 2029 | Five-Year Forecast Total | Six-Year Total |
|---|---|---|---|---|---|---|---|---|---|
| Project Costs ($000's) | 543 | 12,147 | - | - | - | - | - | - | 12,147 |
| Financed by: | | | | | | | | | |
| Province of Manitoba Strategic Infrastructure Funding * | | 11,647 | | | | | | - | 11,647 |
| Winnipeg Foundation | | 500 | | | | | | - | 500 |

| CASH FLOW | 2024 | 2025 | 2026 | 2027 | 2028 | 2029 | Beyond 2029 | Total |
|---|---|---|---|---|---|---|---|---|
| Project Costs ($000's) | 12,147 | - | - | - | - | - | - | 12,147 |
| Financed by: | | | | | | | | |
| Province of Manitoba Strategic Infrastructure Funding | 11,647 | | | | | | | 11,647 |
| Winnipeg Foundation | 500 | | | | | | | 500 |

| NET OPERATING IMPACT ($000's) | 2024 | 2025 | 2026 | 2027 | 2028 | 2029 |
|---|---|---|---|---|---|---|
| Operating costs | | | | | | |
| Debt and finance charges | | | | | | |
| Transfer to General Capital Fund | | | | | | |
| **Total Direct Costs** | - | - | - | - | - | - |
| Less: Incremental Revenue/Recovery | 100 | | | | | |
| **Net Cost/(Benefit)** | (100) | - | - | - | - | - |
| **Incremental Full Time Equivalent Positions** | - | - | - | - | - | - |

Class Estimate: 4

Strategic Priority Action Plan alignment: Support to front line services

Renovations at 380 William Avenue will create a space that meets the programming needs of today's City of Winnipeg Archives, including the legislated and fiduciary requirements for the long-term storage and preservation of archival records.

The scope of work will include creating a new climate-controlled vault; renovating existing areas to create multi-purpose space, offices and meeting areas, as well as citizen focused research and workshop areas; improved shipping/receiving functions; numerous Building Code / Life Safety upgrades including the addition of new sprinklers throughout the facility and mechanical and electrical upgrades.

The renovations will enable the framework outlined in “A Reconciliation Framework for Canadian Archives”, allowing the City to advance reconciliation efforts through governance, operations and organizational culture changes including fair representation, professional practice and relationship building.

Funds in 2023 are to advance the design and update the construction class to Class 3 prior to construction in 2024.

The Department is expected to seek out any available 3rd party funding for this project. If any funding application is successful, the project budget should be adjusted accordingly subject to Council approval. Project construction will not proceed until a class 3 estimate is obtained. This project will be managed by Municipal Accommodations.

* 2024 funding includes $64,436 of 2023 Strategic Infrastructure basket funding.

Project Name: **Communities Fund**

Standing Policy Committee: Executive Policy Committee

Department: Council
Project: 0200000124

Service: Council Services
OurWinnipeg: Good Health and Well-Being

| AUTHORIZATION | Previous Budgets | 2024 Estimate | FORECAST 2025 | 2026 | 2027 | 2028 | 2029 | Five-Year Forecast Total | Six-Year Total |
|---|---|---|---|---|---|---|---|---|---|
| Project Costs ($000's) | N/A * | - | - | 1,050 | 3,000 | 1,200 | 1,696 | 6,946 | 6,946 |
| Financed by: | | | | | | | | | |
| Canada Community-Building Fund | | | | 1,050 | 3,000 | 1,200 | 1,696 | 6,946 | 6,946 |

| CASH FLOW | 2024 | 2025 | 2026 | 2027 | 2028 | 2029 | Beyond 2029 | Total |
|---|---|---|---|---|---|---|---|---|
| Project Costs ($000's) | - | - | 1,050 | 3,000 | 1,200 | 1,696 | - | 6,946 |
| Financed by: | | | | | | | | |
| Canada Community-Building Fund | | | 1,050 | 3,000 | 1,200 | 1,696 | | 6,946 |

| NET OPERATING IMPACT ($000's) | 2024 | 2025 | 2026 | 2027 | 2028 | 2029 |
|---|---|---|---|---|---|---|
| Operating costs | | | | | | |
| Debt and finance charges | | | | | | |
| Transfer to General Capital Fund | | | | | | |
| **Total Direct Costs** | - | - | - | - | - | - |
| Less: Incremental Revenue/Recovery | | | 13 | 38 | 15 | 21 |
| **Net Cost/(Benefit)** | - | - | (13) | (38) | (15) | (21) |
| **Incremental Full Time Equivalent Positions** | - | - | - | - | - | - |

Class Estimate: Not applicable, as this is a program

Strategic Priority Action Plan alignment: None

This program will fund councillor-directed projects for investments in neighbourhood projects. Funding in each year will be divided equally between each of the fifteen wards. Program details, policy, eligibility, reporting requirements, etc. of this new program is subject to Council approval (see budget recommendations in the 2024 Budget).

* N/A - No amounts have been included in the "Previous Budgets" due to this program's on-going nature.

| ($000's) | 2024 | 2025 | 2026 | 2027 | 2028 | 2029 | TOTAL |
|---|---|---|---|---|---|---|---|
| Charleswood-Tuxedo-Westwood | | | 70 | 200 | 80 | 80 | 463 |
| Daniel McIntyre | | | 70 | 200 | 80 | 80 | 463 |
| Elmwood-East Kildonan | | | 70 | 200 | 80 | 80 | 463 |
| Fort Rouge-East Fort Garry | | | 70 | 200 | 80 | 80 | 463 |
| Mynarski | | | 70 | 200 | 80 | 80 | 463 |
| North Kildonan | | | 70 | 200 | 80 | 80 | 463 |
| Old Kildonan | | | 70 | 200 | 80 | 80 | 463 |
| Point Douglas | | | 70 | 200 | 80 | 80 | 463 |
| River Heights-Fort Garry | | | 70 | 200 | 80 | 80 | 463 |
| St. Boniface | | | 70 | 200 | 80 | 80 | 463 |
| St. James | | | 70 | 200 | 80 | 80 | 463 |
| St. Norbert - Seine River | | | 70 | 200 | 80 | 80 | 463 |
| St. Vital | | | 70 | 200 | 80 | 80 | 463 |
| Transcona | | | 70 | 200 | 80 | 80 | 463 |
| Waverley West | | | 70 | 200 | 80 | 80 | 463 |
| **Total** | **-** | **-** | **1,050** | **3,000** | **1,200** | **1,696** | **6,946** |

Return to Table of Contents

Project Name: **Network Products Evergreen**

Standing Policy Committee: Executive Policy Committee

Department: Innovation & Technology
Project: 3401200024

Service: Innovation, Transformation and Technology
OurWinnipeg: Leadership and Good Governance

| AUTHORIZATION | Previous Budgets | 2024 Estimate | FORECAST 2025 | 2026 | 2027 | 2028 | 2029 | Five-Year Forecast Total | Six-Year Total |
|---|---|---|---|---|---|---|---|---|---|
| Project Costs ($000's) | N/A * | 987 | 1,701 | 748 | 1,266 | 1,348 | 350 | 5,413 | 6,400 |
| Financed by: | | | | | | | | | |
| Cash to Capital | | | | | | 1,248 | 250 | 1,498 | 1,498 |
| External Debt | | 987 | 820 | 748 | 1,266 | 100 | 100 | 3,034 | 4,021 |
| Transfer from Prior Year Authorization | | | 881 | | | | | 881 | 881 |

| CASH FLOW | 2024 | 2025 | 2026 | 2027 | 2028 | 2029 | Beyond 2029 | Total |
|---|---|---|---|---|---|---|---|---|
| Project Costs ($000's) | 987 | 1,701 | 748 | 1,266 | 1,348 | 350 | - | 6,400 |
| Financed by: | | | | | | | | |
| Cash to Capital | | | | | 1,248 | 250 | | 1,498 |
| External Debt | 987 | 820 | 748 | 1,266 | 100 | 100 | | 4,021 |
| Transfer from Prior Year Authorization | | 881 | | | | | | 881 |

| NET OPERATING IMPACT ($000's) | 2024 | 2025 | 2026 | 2027 | 2028 | 2029 |
|---|---|---|---|---|---|---|
| Operating costs | | | | | | |
| Debt and finance charges | 112 | 323 | 507 | 743 | 907 | 794 |
| Transfer to General Capital Fund | | | | | 1,248 | 250 |
| **Total Direct Costs** | 112 | 323 | 507 | 743 | 2,155 | 1,044 |
| Less: Incremental Revenue/Recovery | 32 | 55 | 24 | 41 | 44 | 11 |
| **Net Cost/(Benefit)** | 80 | 268 | 483 | 702 | 2,111 | 1,033 |
| **Incremental Full Time Equivalent Positions** | - | - | - | - | - | - |

Class Estimate: Not applicable, as this is a program

Strategic Priority Action Plan alignment: Support to front line services

Network Products Evergreen is the implementation and enhancement of the backbone network infrastructure which connects the computers in civic departments. This is a high speed infrastructure to enable the sharing and distribution of corporate information across departments in support of organizational business requirements.

This program supports various innovative initiatives in line with the City's objectives. The listed projects are drafts and may be adjusted as needed. Some of the initiatives/projects are: network hardware evergreen and next generation network. Project list and timing is subject to change due to operational requirements and unexpected urgent needs.

Funding includes rebudgeted amounts of $881,000 from the previously approved capital program - see Appendix 4.

* N/A - No amounts have been included in the "Previous Budgets" due to this program's on-going nature.

This program may include a maximum of 6 temporary capital funded full-time equivalent.

Project Name: **Printing Graphics & Mail Services Asset Renewal**

Standing Policy Committee: Executive Policy Committee

Department: Innovation & Technology
Project: 3458400026

Service: Innovation, Transformation and Technology
OurWinnipeg: Leadership and Good Governance

| AUTHORIZATION | Previous Budgets | 2024 Estimate | FORECAST 2025 | 2026 | 2027 | 2028 | 2029 | Five-Year Forecast Total | Six-Year Total |
|---|---|---|---|---|---|---|---|---|---|
| Project Costs ($000's) | 708 | - | - | 258 | - | - | 276 | 534 | 534 |
| Financed by: | | | | | | | | | |
| Cash to Capital | | | | | | | 276 | 276 | 276 |
| External Debt | | | | 258 | | | | 258 | 258 |

| CASH FLOW | 2024 | 2025 | 2026 | 2027 | 2028 | 2029 | Beyond 2029 | Total |
|---|---|---|---|---|---|---|---|---|
| Project Costs ($000's) | - | - | 258 | - | - | 276 | - | 534 |
| Financed by: | | | | | | | | |
| Cash to Capital | | | | | | 276 | | 276 |
| External Debt | | | 258 | | | | | 258 |

| NET OPERATING IMPACT ($000's) | 2024 | 2025 | 2026 | 2027 | 2028 | 2029 |
|---|---|---|---|---|---|---|
| Operating costs | | | | | | |
| Debt and finance charges | | | 30 | 61 | 61 | 61 |
| Transfer to General Capital Fund | | | | | | 276 |
| **Total Direct Costs** | - | - | 30 | 61 | 61 | 337 |
| Less: Incremental Revenue/Recovery | | | 8 | | | 9 |
| **Net Cost/(Benefit)** | - | - | 22 | 61 | 61 | 328 |
| **Incremental Full Time Equivalent Positions** | - | - | - | - | - | - |

Class Estimate: 3

Strategic Priority Action Plan alignment: 5.1 Improve communications, flow of information, relationships, and collaboration between the Public Service and Council

Replacement (evergreening) of essential printing graphics and mail services assets to ensure reliable production of critical revenue-generating print and mail streams, and to reduce the risks associated with unacceptable quality, delayed deliveries, and limited production capabilities.

Project Name: **Microsoft Development Network Software Renewal**

Standing Policy Committee: Executive Policy Committee

Department: Innovation & Technology
Project: 3458200025

Service: Innovation, Transformation and Technology
OurWinnipeg: Leadership and Good Governance

| AUTHORIZATION | Previous Budgets | 2024 Estimate | FORECAST 2025 | 2026 | 2027 | 2028 | 2029 | Five-Year Forecast Total | Six-Year Total |
|---|---|---|---|---|---|---|---|---|---|
| Project Costs ($000's) | N/A * | - | 308 | - | - | - | - | 308 | 308 |
| Financed by: | | | | | | | | | |
| External Debt | | | 55 | | | | | 55 | 55 |
| Transfer from Prior Year Authorization | | | 253 | | | | | 253 | 253 |

| CASH FLOW | 2024 | 2025 | 2026 | 2027 | 2028 | 2029 | Beyond 2029 | Total |
|---|---|---|---|---|---|---|---|---|
| Project Costs ($000's) | - | 308 | - | - | - | - | - | 308 |
| Financed by: | | | | | | | | |
| External Debt | | 55 | | | | | | 55 |
| Transfer from Prior Year Authorization | | 253 | | | | | | 253 |

| NET OPERATING IMPACT ($000's) | 2024 | 2025 | 2026 | 2027 | 2028 | 2029 |
|---|---|---|---|---|---|---|
| Operating costs | | | | | | |
| Debt and finance charges | | 6 | 13 | 13 | 13 | 13 |
| Transfer to General Capital Fund | | | | | | |
| **Total Direct Costs** | - | 6 | 13 | 13 | 13 | 13 |
| Less: Incremental Revenue/Recovery | | 10 | | | | |
| **Net Cost/(Benefit)** | - | (4) | 13 | 13 | 13 | 13 |
| **Incremental Full Time Equivalent Positions** | - | - | - | - | - | - |

Class Estimate: Not applicable, as this is a program

Strategic Priority Action Plan alignment: Support to front line services

Microsoft Developer Network (MSDN) software is required for the development, testing, deployment and support of business applications used across the City. Without renewal of the MSDN software, the business applications will not be sustainable and the business services that depend on the applications (e.g. Finance, Human Resource Services, 311. etc.) will be impacted.

Funding includes rebudgeted amounts totalling $253,000 from the previously approved capital program - see Appendix 4.

* N/A - No amounts have been included in the "Previous Budgets" due to this program's on-going nature.

Project Name: **Decision Making Information System Replacement Program**

Standing Policy Committee: Executive Policy Committee

Department: Innovation & Technology
Project: 3458500025

Service: Council Services
OurWinnipeg: Leadership and Good Governance

| AUTHORIZATION | Previous Budgets | 2024 Estimate | FORECAST 2025 | 2026 | 2027 | 2028 | 2029 | Five-Year Forecast Total | Six-Year Total |
|---|---|---|---|---|---|---|---|---|---|
| Project Costs ($000's) | N/A * | - | 333 | - | - | - | 1,100 | 1,433 | 1,433 |
| Financed by: | | | | | | | | | |
| Cash to Capital | | | | | | | 1,100 | 1,100 | 1,100 |
| External Debt | | | 159 | | | | | 159 | 159 |
| Transfer from Prior Year Authorization | | | 174 | | | | | 174 | 174 |

| CASH FLOW | 2024 | 2025 | 2026 | 2027 | 2028 | 2029 | Beyond 2029 | Total |
|---|---|---|---|---|---|---|---|---|
| Project Costs ($000's) | - | 333 | - | - | - | 1,100 | - | 1,433 |
| Financed by: | | | | | | | | |
| Cash to Capital | | | | | | 1,100 | | 1,100 |
| External Debt | | 159 | | | | | | 159 |
| Transfer from Prior Year Authorization | | 174 | | | | | | 174 |

| NET OPERATING IMPACT ($000's) | 2024 | 2025 | 2026 | 2027 | 2028 | 2029 |
|---|---|---|---|---|---|---|
| Operating costs | | | | | | |
| Debt and finance charges | | 18 | 37 | 37 | 37 | 37 |
| Transfer to General Capital Fund | | | | | | 1,100 |
| **Total Direct Costs** | - | 18 | 37 | 37 | 37 | 1,137 |
| Less: Incremental Revenue/Recovery | | 11 | | | | 36 |
| **Net Cost/(Benefit)** | - | 7 | 37 | 37 | 37 | 1,101 |
| **Incremental Full Time Equivalent Positions** | - | - | - | - | - | - |

Class Estimate: Not applicable, as this is a program

Strategic Priority Action Plan alignment: 5.1 Improve communications, flow of information, relationships, and collaboration between the Public Service and Council

The Decision Making Process Information System (DMIS) requires replacement. DMIS is an electronic database of documents recording the decisions of City Council and committees of council. Its users encompass all internal users, members of Winnipeg City Council, media and the general population of Winnipeg. Through DMIS, users can access online all documents related to the City decision making process, including agendas, minutes, dispositions, Hansards and videos of meetings, and pending lists indicating when an item is due to come up before Council and its Committees. DMIS also contains bylaws, Council policies, schedule of meetings, and terms of reference for the various City boards, commissions and committees. DMIS feeds the Vote Information System that is used to record the votes at Committee.

This program supports various innovative initiatives in line with its objectives. The listed projects are drafts and may be adjusted as needed. Some of the initiatives/projects are: solution architecture, procurement, product Implementation, testing and go-live environment. Project list and timing is subject to change due to operational requirements and unexpected urgent needs.

This program may include a maximum of 4 temporary capital funded full-time equivalent.

Funding includes rebudgeted amounts totalling $174,000 from the previously approved capital program - see Appendix 4.

* N/A - No amounts have been included in the "Previous Budgets" due to this program's on-going nature.

Project Name: **Server-Storage Evergreen**

Standing Policy Committee: Executive Policy Committee

Department: Innovation & Technology
Project: 3402500224

Service: Innovation, Transformation and Technology
OurWinnipeg: Leadership and Good Governance

| AUTHORIZATION | Previous Budgets | 2024 Estimate | FORECAST 2025 | 2026 | 2027 | 2028 | 2029 | Five-Year Forecast Total | Six-Year Total |
|---|---|---|---|---|---|---|---|---|---|
| Project Costs ($000's) | N/A * | 785 | 918 | 941 | 602 | 176 | 154 | 2,791 | 3,576 |
| Financed by: | | | | | | | | | |
| Cash to Capital | | | | | | 42 | 154 | 196 | 196 |
| External Debt | | 406 | 406 | 364 | 124 | | | 894 | 1,300 |
| Transfer from Prior Year Authorization | | 379 | 512 | 577 | 478 | 134 | | 1,701 | 2,080 |

| CASH FLOW | 2024 | 2025 | 2026 | 2027 | 2028 | 2029 | Beyond 2029 | Total |
|---|---|---|---|---|---|---|---|---|
| Project Costs ($000's) | 785 | 918 | 941 | 602 | 176 | 154 | - | 3,576 |
| Financed by: | | | | | | | | |
| Cash to Capital | | | | | 42 | 154 | | 196 |
| External Debt | 406 | 406 | 364 | 124 | | | | 1,300 |
| Transfer from Prior Year Authorization | 379 | 512 | 577 | 478 | 134 | | | 2,080 |

| NET OPERATING IMPACT ($000's) | 2024 | 2025 | 2026 | 2027 | 2028 | 2029 |
|---|---|---|---|---|---|---|
| Operating costs | | | | | 2,118 | 2,333 |
| Debt and finance charges | 46 | 141 | 231 | 289 | 304 | 248 |
| Transfer to General Capital Fund | | | | | 42 | 154 |
| **Total Direct Costs** | 46 | 141 | 231 | 289 | 2,464 | 2,735 |
| Less: Incremental Revenue/Recovery | 26 | 30 | 31 | 20 | 6 | 5 |
| **Net Cost/(Benefit)** | 20 | 111 | 200 | 269 | 2,458 | 2,730 |
| **Incremental Full Time Equivalent Positions** | - | - | - | - | - | - |

Class Estimate: Not applicable, as this is a program

Strategic Priority Action Plan alignment: Support to front line services

The City utilizes enterprise servers, enterprise storage and systems software infrastructure to address the computing requirements of a wide variety of critical business functions (311, PeopleSoft, Property Assessment, Taxation, Permitting, Parking Enforcement, Public Facing Internet, etc.). This infrastructure has a finite lifespan and needs to be replaced (evergreened) on a periodic basis to ensure its continued operation and support of the business functions. There are also requirements to expand the capacity of this infrastructure to support the growing requirements of the organization.

The City has established a cloud migration roadmap for all business systems which has them all utilizing the cloud by 2028. This program will perform the minimal evergreening of on-premise infrastructure and establishment of required cloud computing environments to achieve the migration roadmap. The program will also sustain the cloud subscription charges for required cloud infrastructure until they are established within approved operating budgets.

This program supports various innovative initiatives in line with the City's objectives. The listed projects are drafts and may be adjusted as needed. Some of the initiatives/projects are: server storage evergreen, systems software evergreen, Azure production environment, and server migration to Azure. Project list and timing is subject to change due to operational requirements and unexpected urgent needs.

This program may include a maximum of 4 temporary capital funded full-time equivalent.

Funding includes rebudgeted amounts totalling $2.08 million from the previously approved capital program - see Appendix 4.

* N/A - No amounts have been included in the "Previous Budgets" due to this program's on-going nature.

Project Name: **Desktop Office Suite**

Standing Policy Committee: Executive Policy Committee

Department: Innovation & Technology
Project: 3461000029

Service: Innovation, Transformation and Technology
OurWinnipeg: Leadership and Good Governance

| AUTHORIZATION | Previous Budgets | 2024 Estimate | FORECAST 2025 | 2026 | 2027 | 2028 | 2029 | Five-Year Forecast Total | Six-Year Total |
|---|---|---|---|---|---|---|---|---|---|
| Project Costs ($000's) | 2,679 | - | - | - | - | - | 400 | 400 | 400 |
| Financed by: | | | | | | | | | |
| Cash to Capital | | | | | | | 400 | 400 | 400 |

| CASH FLOW | 2024 | 2025 | 2026 | 2027 | 2028 | 2029 | Beyond 2029 | Total |
|---|---|---|---|---|---|---|---|---|
| Project Costs ($000's) | - | - | - | - | - | 400 | - | 400 |
| Financed by: | | | | | | | | |
| Cash to Capital | | | | | | 400 | | 400 |

| NET OPERATING IMPACT ($000's) | 2024 | 2025 | 2026 | 2027 | 2028 | 2029 |
|---|---|---|---|---|---|---|
| Operating costs | | | | | | |
| Debt and finance charges | | | | | | |
| Transfer to General Capital Fund | | | | | | 400 |
| **Total Direct Costs** | - | - | - | - | - | 400 |
| Less: Incremental Revenue/Recovery | | | | | | 13 |
| **Net Cost/(Benefit)** | - | - | - | - | - | 387 |
| **Incremental Full Time Equivalent Positions** | - | - | - | - | - | - |

Class Estimate: 3

Strategic Priority Action Plan alignment: 5.1 Improve communications, flow of information, relationships, and collaboration between the Public Service and Council

Upgrade Microsoft Office Productivity Software to a supported version so critical security updates are received from Microsoft. Without security updates, the software cannot be used due to the organizational risk of security attacks to the rest of the City computing environment. Continued upgrading of Microsoft Office Productivity Software to avoid loss of use of Microsoft Office and widespread business impact.

Upgrade to be achieved by transitioning from purchasing Microsoft Office Productivity Software to subscribing for the required functionality through Microsoft Office 365.

Project Name: **Citizen Portal**

Standing Policy Committee: Executive Policy Committee

Department: Innovation & Technology
Project: 3400000124

Service: Innovation, Transformation and Technology
OurWinnipeg: City Building

| AUTHORIZATION | Previous Budgets | 2024 Estimate | FORECAST 2025 | 2026 | 2027 | 2028 | 2029 | Five-Year Forecast Total | Six-Year Total |
|---|---|---|---|---|---|---|---|---|---|
| Project Costs ($000's) | N/A * | 300 | 300 | 300 | - | - | - | 600 | 900 |
| Financed by: | | | | | | | | | |
| Province of Manitoba Strategic Infrastructure Funding | | 300 | 300 | | | | | 300 | 600 |
| External Debt | | | | 300 | | | | 300 | 300 |

| CASH FLOW | 2024 | 2025 | 2026 | 2027 | 2028 | 2029 | Beyond 2029 | Total |
|---|---|---|---|---|---|---|---|---|
| Project Costs ($000's) | 300 | 300 | 300 | - | - | - | - | 900 |
| Financed by: | | | | | | | | |
| Province of Manitoba Strategic Infrastructure Funding | 300 | 300 | | | | | | 600 |
| External Debt | | | 300 | | | | | 300 |

| NET OPERATING IMPACT ($000's) | 2024 | 2025 | 2026 | 2027 | 2028 | 2029 |
|---|---|---|---|---|---|---|
| Operating costs | | | | | 342 | 348 |
| Debt and finance charges | | | 35 | 71 | 71 | 71 |
| Transfer to General Capital Fund | | | | | | |
| **Total Direct Costs** | - | - | 35 | 71 | 413 | 419 |
| Less: Incremental Revenue/Recovery | 4 | 4 | 10 | | | |
| **Net Cost/(Benefit)** | (4) | (4) | 25 | 71 | 413 | 419 |
| **Incremental Full Time Equivalent Positions** | - | - | - | - | - | - |

Class Estimate: Not applicable, as this is a program

Strategic Priority Action Plan alignment: 5.2 Improve 311 service communications with the public

Implementation of a Citizen Portal to reduce 311 calls, improve citizen visibility into the progress of their requests, enable taxpayers to complete and submit forms online such as for TIPP (Tax Instalment Payment Plan) registration (thereby eliminating manual rekeying of data), and gradual replacement of Assessment and Taxation mailouts with email notification. The project will also create a single portal that can be used for all City of Winnipeg online forms for citizen services and can integrate to existing applications and generate workflow, thereby reducing the need for custom development and improving the public perception of City of Winnipeg efficiency and effectiveness.

This program supports various innovative initiatives in line with the City's objectives. The listed projects are drafts and may be adjusted as needed. Some of the initiatives/projects are: solution architecture, procurement, minimum viable product, testing and go-live environment. Project list and timing is subject to change due to operational requirements and unexpected urgent needs.

* N/A - No amounts have been included in the "Previous Budgets" due to this program's on-going nature.

This project may include 6 temporary capital funded full-time equivalent.

Project Name: **Assessment Automation**

Standing Policy Committee: Finance and Economic Development

Department: Innovation & Technology
Project: 3491600124

Service: Assessment, Taxation and Corporate
OurWinnipeg: Leadership and Good Governance

| AUTHORIZATION | Previous Budgets | 2024 Estimate | FORECAST 2025 | 2026 | 2027 | 2028 | 2029 | Five-Year Forecast Total | Six-Year Total |
|---|---|---|---|---|---|---|---|---|---|
| Project Costs ($000's) | N/A * | 250 | 312 | 350 | 245 | 300 | 300 | 1,507 | 1,757 |
| Financed by: | | | | | | | | | |
| Cash to Capital | | | | | | 300 | 300 | 600 | 600 |
| Province of Manitoba Strategic Infrastructure Funding | | | 312 | | 245 | | | 557 | 557 |
| External Debt | | 250 | | 350 | | | | 350 | 600 |

| CASH FLOW | 2024 | 2025 | 2026 | 2027 | 2028 | 2029 | Beyond 2029 | Total |
|---|---|---|---|---|---|---|---|---|
| Project Costs ($000's) | 250 | 312 | 350 | 245 | 300 | 300 | - | 1,757 |
| Financed by: | | | | | | | | |
| Cash to Capital | | | | | 300 | 300 | | 600 |
| Province of Manitoba Strategic Infrastructure Funding | | 312 | | 245 | | | | 557 |
| External Debt | 250 | | 350 | | | | | 600 |

| NET OPERATING IMPACT ($000's) | 2024 | 2025 | 2026 | 2027 | 2028 | 2029 |
|---|---|---|---|---|---|---|
| Operating costs | | | | | | |
| Debt and finance charges | 28 | 58 | 98 | 140 | 140 | 105 |
| Transfer to General Capital Fund | | | | | 300 | 300 |
| **Total Direct Costs** | 28 | 58 | 98 | 140 | 440 | 405 |
| Less: Incremental Revenue/Recovery | 8 | 4 | 11 | 3 | 10 | 10 |
| **Net Cost/(Benefit)** | 20 | 54 | 87 | 137 | 430 | 395 |
| **Incremental Full Time Equivalent Positions** | - | - | - | - | - | - |

Class Estimate: Not applicable, as this is a program

Strategic Priority Action Plan alignment: None

The funding is for system upgrades and rehabilitation to key assessment and taxation systems that interface with the two main Computer Aided Mass Appraisal and Manta systems. There are approximately 40 subsystems that interface directly to these systems and funding is required to ensure that they continue to work effectively and efficiently with upgraded platforms and operating systems.

This program supports various innovative initiatives in line with the City's objectives. The listed projects are drafts and may be adjusted as needed. Some of the initiatives/projects are: software systems used to manage business tax enhancements, education property rebate project, and short term rental accomodation tax. Project list and timing is subject to change due to operational requirements and unexpected urgent needs.

The initiatives in this program may include a maximum of 3 temporary, capital funded full-time equivalent positions in 2024 and future years.

* N/A - No amounts have been included in the "Previous Budgets" due to this program's on-going nature.

Project Name: **311 Renewal**

Standing Policy Committee: Executive Policy Committee

Department: Innovation & Technology
Project: 3700000124

Service: Contact Centre - 311
OurWinnipeg: Leadership and Good Governance

| AUTHORIZATION | Previous Budgets | 2024 Estimate | FORECAST 2025 | 2026 | 2027 | 2028 | 2029 | Five-Year Forecast Total | Six-Year Total |
|---|---|---|---|---|---|---|---|---|---|
| Project Costs ($000's) | N/A * | 315 | 145 | 107 | 223 | - | - | 475 | 790 |
| Financed by: | | | | | | | | | |
| Province of Manitoba Strategic Infrastructure Funding | | 154 | 145 | | 223 | | | 368 | 522 |
| External Debt | | 161 | | 107 | | | | 107 | 268 |

| CASH FLOW | 2024 | 2025 | 2026 | 2027 | 2028 | 2029 | Beyond 2029 | Total |
|---|---|---|---|---|---|---|---|---|
| Project Costs ($000's) | 315 | 145 | 107 | 223 | - | - | - | 790 |
| Financed by: | | | | | | | | |
| Province of Manitoba Strategic Infrastructure Funding | 154 | 145 | | 223 | | | | 522 |
| External Debt | 161 | | 107 | | | | | 268 |

| NET OPERATING IMPACT ($000's) | 2024 | 2025 | 2026 | 2027 | 2028 | 2029 |
|---|---|---|---|---|---|---|
| Operating costs | | | | | | |
| Debt and finance charges | 18 | 37 | 49 | 62 | 62 | 40 |
| Transfer to General Capital Fund | | | | | | |
| **Total Direct Costs** | 18 | 37 | 49 | 62 | 62 | 40 |
| Less: Incremental Revenue/Recovery | 7 | 2 | 3 | 3 | | |
| **Net Cost/(Benefit)** | 11 | 35 | 46 | 59 | 62 | 40 |
| **Incremental Full Time Equivalent Positions** | - | - | - | - | - | - |

Class Estimate: Not applicable, as this is a program

Strategic Priority Action Plan alignment: 5.2 Improve 311 service communications with the public

The project is for ongoing software upgrade for critical 311 call center software. This includes the case management system to service resident requests and self-service forms. Also upgrades to the telephone interact system used to route and answer resident calls.

The 311 software requires regular major software upgrades for security, reliability and compliance.

This program may include a maximum of 1 temporary capital funded full-time equivalent.

* N/A - No amounts have been included in the "Previous Budgets" due to this program's on-going nature.

Project Name: **Technology Advancement Program**

Standing Policy Committee: Community Services

Department: Innovation & Technology
Project: 3491200124

Service: Recreation
OurWinnipeg: Good Health and Well-Being

| AUTHORIZATION | Previous Budgets | 2024 Estimate | FORECAST 2025 | 2026 | 2027 | 2028 | 2029 | Five-Year Forecast Total | Six-Year Total |
|---|---|---|---|---|---|---|---|---|---|
| Project Costs ($000's) | N/A * | 310 | | 300 | 150 | 182 | - | 632 | 942 |
| Financed by: | | | | | | | | | |
| Cash to Capital | | | | | | 182 | | 182 | 182 |
| External Debt | | 310 | | 300 | 150 | | | 450 | 760 |

| CASH FLOW | 2024 | 2025 | 2026 | 2027 | 2028 | 2029 | Beyond 2029 | Total |
|---|---|---|---|---|---|---|---|---|
| Project Costs ($000's) | 310 | | 300 | 150 | 182 | - | - | 942 |
| Financed by: | | | | | | | | |
| Cash to Capital | | | | | 182 | | | 182 |
| External Debt | 310 | | 300 | 150 | | | | 760 |

| NET OPERATING IMPACT ($000's) | 2024 | 2025 | 2026 | 2027 | 2028 | 2029 |
|---|---|---|---|---|---|---|
| Operating costs | | | | | | |
| Debt and finance charges | 35 | 72 | 107 | 160 | 178 | 135 |
| Transfer to General Capital Fund | | | | | 182 | |
| **Total Direct Costs** | 35 | 72 | 107 | 160 | 360 | 135 |
| Less: Incremental Revenue/Recovery | 10 | | 10 | 5 | 6 | |
| **Net Cost/(Benefit)** | 25 | 72 | 97 | 155 | 354 | 135 |
| **Incremental Full Time Equivalent Positions** | - | - | - | - | - | - |

Class Estimate: Not applicable, as this is a program

Strategic Priority Action Plan alignment: Support to front line services

Capital funding is required for technological initiatives which allow Community Services to upgrade existing information technology systems and introduce new and innovative technologies. These projects will incorporate technology that will allow increased efficiencies and reliability, and improve service delivery by being more responsive to customers. The funding will be used for hardware, software, and consulting services.

This program supports various innovative initiatives in line with the City's objectives. The listed projects are drafts and may be adjusted as needed. Some of the initiatives/projects are:

1. Staff scheduling system requirements analysis to enable enhanced scheduling efficiency of staff at facilities.

2. Implementation of a bike registering system (529 Garage) and data migration to replace the existing bike registry application.

3. Community Services customer feedback surveys and data analytics.

4. SharePoint and shared drives migration to Microsoft SharePoint 365.

5. Facility utilization data collection system for various sites and review of possible pilot sites, including indoor and outdoor pools.

6. Continuation of the digital advertising program which includes the implementation of digital displays signage at Community Services facilities.

7. Electronic reader outdoor signage for multi-use recreation and aquatic facilities.

8. Charging stations for several indoor pool and recreation facilities.

9. Miscellaneous upgrades including the purchasing and installation of projectors, mobile software, etc.

Project list and timing is subject to change due to operational requirements and unexpected urgent needs.

* N/A - No amounts have been included in the "Previous Budgets" due to this program's on-going nature.

Project Name: **Library Technology Upgrade and Replacement Program**

Standing Policy Committee: Community Services

Department: Innovation & Technology
Project: 3491200325

Service: Libraries
OurWinnipeg: Social Equity

| AUTHORIZATION | Previous Budgets | 2024 Estimate | FORECAST 2025 | 2026 | 2027 | 2028 | 2029 | Five-Year Forecast Total | Six-Year Total |
|---|---|---|---|---|---|---|---|---|---|
| Project Costs ($000's) | N/A * | | 350 | - | 375 | - | - | 725 | 725 |
| Financed by: | | | | | | | | | |
| Province of Manitoba Strategic Infrastructure Funding | | | 350 | | 375 | | | 725 | 725 |

| CASH FLOW | 2024 | 2025 | 2026 | 2027 | 2028 | 2029 | Beyond 2029 | Total |
|---|---|---|---|---|---|---|---|---|
| Project Costs ($000's) | | 350 | - | 375 | - | - | - | 725 |
| Financed by: | | | | | | | | |
| Province of Manitoba Strategic Infrastructure Funding | | 350 | | 375 | | | | 725 |

| NET OPERATING IMPACT ($000's) | 2024 | 2025 | 2026 | 2027 | 2028 | 2029 |
|---|---|---|---|---|---|---|
| Operating costs | | | | | | |
| Debt and finance charges | | | | | | |
| Transfer to General Capital Fund | | | | | | |
| **Total Direct Costs** | - | - | - | - | - | - |
| Less: Incremental Revenue/Recovery | | 4 | | 5 | | |
| | - | (4) | - | (5) | - | - |
| **Incremental Full Time Equivalent Positions** | - | - | - | - | - | - |

Class Estimate: Not applicable, as this is a program

Strategic Priority Action Plan alignment: Support to front line services

The Winnipeg Library Service supports the digital economy and fosters digital literacy by making public access computers available to all customers. Capital funds are required to upgrade and replace access computers and support new innovative and efficient technology applications in libraries to address the changing needs of customers and move towards consistent service levels in all facilities by:

• increasing the number of public access computers system wide;

• upgrading and replacing aging public access computers, monitors and peripheral devices;

• upgrading self-checkout technology and the provision of additional Smartlockers;

• refreshing IdeaMILL technology to ensure the makerspace has access to current technology;

• expanding and enhancing information services through technological innovation and digitalization projects.

* N/A - No amounts have been included in the "Previous Budgets" due to this program's on-going nature.

Project Name: **Transit Information Technology Program**

Standing Policy Committee: Public Works

Department: Innovation & Technology
Project: 3491530124

Service: Public Transit
OurWinnipeg: City Building

| AUTHORIZATION | Previous Budgets | 2024 Estimate | FORECAST 2025 | 2026 | 2027 | 2028 | 2029 | Five-Year Forecast Total | Six-Year Total |
|---|---|---|---|---|---|---|---|---|---|
| Project Costs ($000's) | N/A * | 325 | 325 | 500 | 500 | 700 | - | 2,025 | 2,350 |
| Financed by: | | | | | | | | | |
| Cash to Capital | | | | | | 700 | | 700 | 700 |
| External Debt | | 325 | 325 | 500 | 500 | | | 1,325 | 1,650 |

| CASH FLOW | 2024 | 2025 | 2026 | 2027 | 2028 | 2029 | Beyond 2029 | Total |
|---|---|---|---|---|---|---|---|---|
| Project Costs ($000's) | 325 | 325 | 500 | 500 | 700 | - | - | 2,350 |
| Financed by: | | | | | | | | |
| Cash to Capital | | | | | 700 | | | 700 |
| External Debt | 325 | 325 | 500 | 500 | | | | 1,650 |

| NET OPERATING IMPACT ($000's) | 2024 | 2025 | 2026 | 2027 | 2028 | 2029 |
|---|---|---|---|---|---|---|
| Operating costs | | | | | | |
| Debt and finance charges | 37 | 112 | 209 | 327 | 387 | 342 |
| Transfer to General Capital Fund | | | | | 700 | |
| **Total Direct Costs** | 37 | 112 | 209 | 327 | 1,087 | 342 |
| Less: Incremental Revenue/Recovery | 11 | 11 | 16 | 16 | 23 | |
| | 26 | 101 | 193 | 311 | 1,064 | 342 |
| **Incremental Full Time Equivalent Positions** | - | - | - | - | - | - |

Class Estimate: Not applicable, as this is a program

Strategic Priority Action Plan alignment: Support to front line services

The Transit Information Technology Program mainly provides technology upgrades to systems that support interaction between Transit operations and the public for improved technology throughout the department.

Transit also uses this program to implement innovative practices throughout the department to improve efficiency. Equipment related to achieving this innovation may be funded through this program.

This program supports various innovative initiatives in line with the City's objectives. The listed projects are drafts and may be adjusted as needed. Some of the initiatives/projects are: Maintenance Management Information System (MMIS), customer complaints and commendation system, Transit Plus and on-request booking and scheduling system implementation, Treasury system replacement, replacement of kiosk system with current generation BUSwatch system, replacement of StopView system, implemetation of General Transit Feed Specification (GTFS) Real Time, Work management web application system for bus drivers (IntraOp) enhancement, and On-street System used by Transit control centre to communicate with bus drivers (IntraCom) enhancements. Project list and timing is subject to change due to operational requirements and unexpected urgent needs.

This program includes 6 temporary capital funded full-time equivalents (FTEs) - 2 Analyst Programmer FTE positions for ongoing technology upgrades, 3 FTEs related to the redevelopment of Transit's MMIS (including 1 Information Specialist), and 1 Analyst Programmer.

* N/A - No amounts have been included in the "Previous Budgets" due to this program's on-going nature.

Project Name: **Computer Automation**

Standing Policy Committee: Property and Development

Department: Innovation & Technology

Service: Development Approvals, Building Permits and Inspections

Project: 3491400427

OurWinnipeg: City Building

| AUTHORIZATION | Previous Budgets | 2024 Estimate | FORECAST 2025 | 2026 | 2027 | 2028 | 2029 | Five-Year Forecast Total | Six-Year Total |
|---|---|---|---|---|---|---|---|---|---|
| Project Costs ($000's) | N/A * | - | - | - | 100 | 110 | - | 210 | 210 |
| Financed by: | | | | | | | | | |
| Cash to Capital | | | | | | 110 | | 110 | 110 |
| External Debt | | | | | 100 | | | 100 | 100 |

| CASH FLOW | 2024 | 2025 | 2026 | 2027 | 2028 | 2029 | Beyond 2029 | Total |
|---|---|---|---|---|---|---|---|---|
| Project Costs ($000's) | - | - | - | 100 | 110 | - | - | 210 |
| Financed by: | | | | | | | | |
| Cash to Capital | | | | | 110 | | | 110 |
| External Debt | | | | 100 | | | | 100 |

| NET OPERATING IMPACT ($000's) | 2024 | 2025 | 2026 | 2027 | 2028 | 2029 |
|---|---|---|---|---|---|---|
| Operating costs | | | | | | |
| Debt and finance charges | | | | 12 | 24 | 24 |
| Transfer to General Capital Fund | | | | | 110 | |
| **Total Direct Costs** | - | - | - | 12 | 134 | 24 |
| Less: Incremental Revenue/Recovery | | | | 3 | 4 | |
| | - | - | - | 9 | 130 | 24 |
| **Incremental Full Time Equivalent Positions** | - | - | - | - | - | - |

Class Estimate: Not applicable, as this is a program

Strategic Priority Action Plan alignment: Support to front line services

This is an on-going office automation program. Its primary goals are to deliver cost-effective solutions that provide convenient customer service to citizens and to improve organizational efficiencies. These goals can be achieved through expansion of online services, office/ workflow automation, re-engineering of legacy systems, electronic documents management, and systems integration (e.g., database synchronization) between Planning, Property and Development's applications and those of other departments.

It is anticipated that maintaining and improving a solid technological framework can provide the basis for organizational improvements that increase efficiency and reliability. In order to improve service delivery, the goal is to make information more accessible, streamline workflows, and reduce any duplication of efforts. It can also be argued that some initiatives such as electronic document submissions are not only citizen-friendly but environmentally responsible as well.

A general program of ongoing system improvement is suggested and is seen as reasonable to ensure the continued longevity and viability of the City's investment in office automation.

This program supports various innovative initiatives in line with the City’s objectives. The listed projects are drafts and may be adjusted as needed. Some of the initiatives/projects are: computer hardware evergreen and computer software licensing. Project list and timing is subject to change due to operational requirements and unexpected urgent needs.

* N/A - No amounts have been included in the "Previous Budgets" due to this program's on-going nature.

Project Name: **Geographic Information System Renewal Program**

Standing Policy Committee: Executive Policy Committee

Department: Innovation & Technology
Project: 3491100024

Service: Innovation, Transformation and Technology
OurWinnipeg: Leadership and Good Governance

| AUTHORIZATION | Previous Budgets | 2024 Estimate | FORECAST 2025 | 2026 | 2027 | 2028 | 2029 | Five-Year Forecast Total | Six-Year Total |
|---|---|---|---|---|---|---|---|---|---|
| Project Costs ($000's) | N/A * | 375 | 227 | - | - | - | - | 227 | 602 |
| Financed by: | | | | | | | | | |
| External Debt | | 117 | 227 | | | | | 227 | 344 |
| Transfer from Prior Year Authorization | | 258 | | | | | | - | 258 |

| CASH FLOW | 2024 | 2025 | 2026 | 2027 | 2028 | 2029 | Beyond 2029 | Total |
|---|---|---|---|---|---|---|---|---|
| Project Costs ($000's) | 375 | 227 | - | - | - | - | - | 602 |
| Financed by: | | | | | | | | |
| External Debt | 117 | 227 | | | | | | 344 |
| Transfer from Prior Year Authorization | 258 | | | | | | | 258 |

| NET OPERATING IMPACT ($000's) | 2024 | 2025 | 2026 | 2027 | 2028 | 2029 |
|---|---|---|---|---|---|---|
| Operating costs | | | | | | |
| Debt and finance charges | 13 | 53 | 80 | 80 | 80 | 64 |
| Transfer to General Capital Fund | | | | | | |
| **Total Direct Costs** | 13 | 53 | 80 | 80 | 80 | 64 |
| Less: Incremental Revenue/Recovery | 12 | 7 | | | | |
| **Net Cost/(Benefit)** | 1 | 46 | 80 | 80 | 80 | 64 |
| **Incremental Full Time Equivalent Positions** | - | - | - | - | - | - |

Class Estimate: Not applicable, as this is a program

Strategic Priority Action Plan alignment: Support to front line services

A robust Geographical Information System (GIS) is critical to operation of the City. City of Winnipeg's contract with Hexagon for GeoMedia family of GIS toolset is ending in 2024, A fresh request for proposal process is needed to select a GIS platform for the future, and establish a contract for services.

This program supports various innovative initiatives in line with the City's objectives. The listed projects are drafts and may be adjusted as needed. Some of the initiatives/projects are: architecture & discovery, procurement, minimum viable product, and testing and live environment. Project list and timing is subject to change due to operational requirements and unexpected urgent needs.

This project may include 2 temporary capital funded full-time equivalent.

* N/A - No amounts have been included in the "Previous Budgets" due to this program's on-going nature.

Project Name: **Customer Care and Billing System (formerly Customer Billing and Work Management Systems Upgrades Program)**

Standing Policy Committee: Water, Waste and Environment

Department: Innovation & Technology
Project: 3491001225

Service: Water
OurWinnipeg: Leadership and Good Governance

| AUTHORIZATION | Previous Budgets | 2024 Estimate | FORECAST 2025 | 2026 | 2027 | 2028 | 2029 | Five-Year Forecast Total | Six-Year Total |
|---|---|---|---|---|---|---|---|---|---|
| Project Costs ($000's) | N/A * | - | 500 | 325 | 875 | 90 | 90 | 1,880 | 1,880 |
| Financed by: | | | | | | | | | |
| Transfer from Waterworks Fund Retained Earnings | | | 500 | 325 | 875 | 90 | 90 | 1,880 | 1,880 |

| CASH FLOW | 2024 | 2025 | 2026 | 2027 | 2028 | 2029 | Beyond 2029 | Total |
|---|---|---|---|---|---|---|---|---|
| Project Costs ($000's) | - | 500 | 325 | 875 | 90 | 90 | - | 1,880 |
| Financed by: | | | | | | | | |
| Transfer from Waterworks Fund Retained Earnings | | 500 | 325 | 875 | 90 | 90 | | 1,880 |

| NET OPERATING IMPACT ($000's) | 2024 | 2025 | 2026 | 2027 | 2028 | 2029 |
|---|---|---|---|---|---|---|
| Operating costs | | | | | 124 | 126 |
| Debt and finance charges | | | | | | |
| Transfer to General Capital Fund | | | | | | |
| **Total Direct Costs** | - | - | - | - | 124 | 126 |
| Less: Incremental Revenue/Recovery | | | | | | |
| **Net Cost/(Benefit)** | - | - | - | - | 124 | 126 |
| **Incremental Full Time Equivalent Positions** | - | - | - | - | 2.00 | 2.00 |

Class Estimate: Not applicable, as this is a program

Strategic Priority Action Plan alignment: Support to front line services

Customer Care and Billing (CCB) is used to manage customer accounts and collections for Water, Wastewater and Solid Waste services. Ongoing product updates are required to ensure the CCB system can support the day-to-day operations within the Water and Waste Department.

This program will maintain the CCB system to meet current and future business requirements resulting from functional, technical, and business continuity changes.

This program supports various innovative initiatives in line with the City's objectives. The listed projects are drafts and may be adjusted as needed. Some of the initiatives/projects are: stabilization, optimizations, and application upgrade. Project list and timing is subject to change due to operational requirements and unexpected urgent needs.

This program may include a maximum of 2 temporary capital funded full-time equivalents.

Funding for this program is split between the Waterworks System Fund and the Sewage Disposal System Fund.

The estimated life of the assets is 10 years.

* N/A - No amounts have been included in the "Previous Budgets" due to this program's on-going nature.

Project Name: **Work and Asset Management System**

Standing Policy Committee: Water, Waste and Environment

Department: Innovation & Technology
Project: 3491002225

Service: Water
OurWinnipeg: Leadership and Good Governance

| AUTHORIZATION | Previous Budgets | 2024 Estimate | FORECAST 2025 | 2026 | 2027 | 2028 | 2029 | Five-Year Forecast Total | Six-Year Total |
|---|---|---|---|---|---|---|---|---|---|
| Project Costs ($000's) | N/A * | - | 500 | 325 | 875 | 90 | 90 | 1,880 | 1,880 |
| Financed by: | | | | | | | | | |
| Transfer from Waterworks Fund Retained Earnings | | | 500 | 325 | 875 | 90 | 90 | 1,880 | 1,880 |

| CASH FLOW | 2024 | 2025 | 2026 | 2027 | 2028 | 2029 | Beyond 2029 | Total |
|---|---|---|---|---|---|---|---|---|
| Project Costs ($000's) | - | 500 | 325 | 875 | 90 | 90 | - | 1,880 |
| Financed by: | | | | | | | | |
| Transfer from Waterworks Fund Retained Earnings | | 500 | 325 | 875 | 90 | 90 | | 1,880 |

| NET OPERATING IMPACT ($000's) | 2024 | 2025 | 2026 | 2027 | 2028 | 2029 |
|---|---|---|---|---|---|---|
| Operating costs | | | | | | |
| Debt and finance charges | | | | | | |
| Transfer to General Capital Fund | | | | | | |
| **Total Direct Costs** | - | - | - | - | - | - |
| Less: Incremental Revenue/Recovery | | | | | | |
| **Net Cost/(Benefit)** | - | - | - | - | - | - |
| **Incremental Full Time Equivalent Positions** | - | - | - | - | - | - |

Class Estimate: Not applicable, as this is a program

Strategic Priority Action Plan alignment: Support to front line services

Work Order and Asset Management (WAM) is used in the delivery of Water and Wastewater services for work planning, management, infrastructure preventative maintenance and renewal programs. Ongoing product updates are required to ensure the WAM system can support the day-to-day operations within the Water and Waste Department.

This program will maintain the WAM system to meet current and future business requirements resulting from functional, technical, and business continuity changes.

There is a single City-wide WAM program. Funding for this program is split between the Waterworks System Fund, Sewage Disposal System Fund and External Debt.

This program supports various innovative initiatives in line with the City's objectives. Currently the following projects are identified and a brief description of what each project may include at a high level, this list may be adjusted as needed:

1. Public Works - needs assessment, procurement, and implementation

2. Water and Waste - sustainment and optimization of existing work and asset management system

3. Design and architecture - holistic asset management strategy for the City of Winnipeg

4. Service and Infrastructure division and Planning, Property and Development department lifecycle management - application lifecycle planning and modernization of Asset Management system (MAXIMO)

Project list and timing is subject to change due to operational requirements and unexpected urgent needs.

The estimated life of the assets is 10 years.

*N/A - No amounts have been included in the "Previous Budgets" due to this program's on-going nature.

Project Name: **Application and Data Integration**

Standing Policy Committee: Water, Waste and Environment

Department: Innovation & Technology
Project: 3491001824

Service: Water
OurWinnipeg: Leadership and Good Governance

| AUTHORIZATION | Previous Budgets | 2024 Estimate | FORECAST 2025 | 2026 | 2027 | 2028 | 2029 | Five-Year Forecast Total | Six-Year Total |
|---|---|---|---|---|---|---|---|---|---|
| Project Costs ($000's) | N/A * | 965 | 515 | 320 | - | - | - | 835 | 1,800 |
| Financed by: | | | | | | | | | |
| Transfer from Waterworks Fund Retained Earnings | | 965 | 515 | 320 | | | | 835 | 1,800 |

| CASH FLOW | 2024 | 2025 | 2026 | 2027 | 2028 | 2029 | Beyond 2029 | Total |
|---|---|---|---|---|---|---|---|---|
| Project Costs ($000's) | 965 | 515 | 320 | - | - | - | - | 1,800 |
| Financed by: | | | | | | | | |
| Transfer from Waterworks Fund Retained Earnings | 965 | 515 | 320 | | | | | 1,800 |

| NET OPERATING IMPACT ($000's) | 2024 | 2025 | 2026 | 2027 | 2028 | 2029 |
|---|---|---|---|---|---|---|
| Operating costs | | | | | | |
| Debt and finance charges | | | | | | |
| Transfer to General Capital Fund | | | | | | |
| **Total Direct Costs** | - | - | - | - | - | - |
| Less: Incremental Revenue/Recovery | | | | | | |
| **Net Cost/(Benefit)** | - | - | - | - | - | - |
| **Incremental Full Time Equivalent Positions** | - | - | - | - | - | - |

Class Estimate: Not applicable, as this is a program

Strategic Priority Action Plan alignment: Support to front line services

This program will integrate various applications and data sources at the Water and Waste Department to be able to connect information across systems and to obtain a single source of truth. This will expand service delivery capabilities, improve access to and sharing of data and information, and enable new applications and technologies to provide superior utility service to customers.

This program supports various innovative initiatives in line with the City's objectives. The listed projects are drafts and may be adjusted as needed. Some of the initiatives/projects are: stabilization, optimization, and application upgrades. Project list and timing is subject to change due to operational requirements and unexpected urgent needs.

The estimated life of the assets is 10 years.

* N/A - No amounts have been included in the "Previous Budgets" due to this program's on-going nature.

Project Name: **Digital Enablement**

Standing Policy Committee: Water, Waste and Environment

Department: Innovation & Technology
Project: 3491001924

Service: Water
OurWinnipeg: Leadership and Good Governance

| AUTHORIZATION | Previous Budgets | 2024 Estimate | FORECAST 2025 | 2026 | 2027 | 2028 | 2029 | Five-Year Forecast Total | Six-Year Total |
|---|---|---|---|---|---|---|---|---|---|
| Project Costs ($000's) | N/A * | 1,200 | 1,000 | 1,500 | 2,000 | 1,500 | 950 | 6,950 | 8,150 |
| Financed by: | | | | | | | | | |
| Transfer from Waterworks Fund Retained Earnings | | 1,200 | 1,000 | 1,500 | 2,000 | 1,500 | 950 | 6,950 | 8,150 |

| CASH FLOW | 2024 | 2025 | 2026 | 2027 | 2028 | 2029 | Beyond 2029 | Total |
|---|---|---|---|---|---|---|---|---|
| Project Costs ($000's) | 1,200 | 1,000 | 1,500 | 2,000 | 1,500 | 950 | - | 8,150 |
| Financed by: | | | | | | | | |
| Transfer from Waterworks Fund Retained Earnings | 1,200 | 1,000 | 1,500 | 2,000 | 1,500 | 950 | | 8,150 |

| NET OPERATING IMPACT ($000's) | 2024 | 2025 | 2026 | 2027 | 2028 | 2029 |
|---|---|---|---|---|---|---|
| Operating costs | | | | | | |
| Debt and finance charges | | | | | | |
| Transfer to General Capital Fund | | | | | | |
| **Total Direct Costs** | - | - | - | - | - | - |
| Less: Incremental Revenue/Recovery | | | | | | |
| **Net Cost/(Benefit)** | - | - | - | - | - | - |
| **Incremental Full Time Equivalent Positions** | - | - | - | - | - | - |

Class Estimate: Not applicable, as this is a program

Strategic Priority Action Plan alignment: Support to front line services

This program will develop and implement technology solutions that can be leveraged by plant and field employees to perform their work more effectively and efficiently, and provide timely information to the public and 311. This will increase productivity by reducing manual effort, improve accessibility to information, improve accuracy and quality of information, reduce time to record and retrieve information, improve communication, and improve customer service and experience.

This program supports various innovative initiatives in line with the City's objectives. The listed projects are drafts and may be adjusted as needed. Some of the initiatives/projects are: stock checkout phase 1 and 2, work order phase 2, 3, and 4, Hydrant Inspection System (HIS) Replacement, integrations with the work and asset management system, geographic information system, tablets, Laboratory Information Management System (LIMS) etc., compliance reporting, notifictions, underground infrastructure condition assessment and rehabilitation planning, water turnoff, application refresh, and cloud migration. Project list and timing is subject to change due to operational requirements and unexpected urgent needs.

This project may include a maximum of 1 temporary capital funded full-time equivalent.

The estimated life of the assets is 10 years.

* N/A - No amounts have been included in the "Previous Budgets" due to this program's on-going nature.

Project Name: **Geographic Information System Enhancements**

Standing Policy Committee: Water, Waste and Environment

Department: Innovation & Technology
Project: 3491002024

Service: Water
OurWinnipeg: Leadership and Good Governance

| AUTHORIZATION | Previous Budgets | 2024 Estimate | FORECAST 2025 | 2026 | 2027 | 2028 | 2029 | Five-Year Forecast Total | Six-Year Total |
|---|---|---|---|---|---|---|---|---|---|
| Project Costs ($000's) | 300 | 230 | - | - | - | - | - | - | 230 |
| Financed by: | | | | | | | | | |
| Transfer from Waterworks Fund Retained Earnings | | 230 | | | | | | - | 230 |

| CASH FLOW | 2024 | 2025 | 2026 | 2027 | 2028 | 2029 | Beyond 2029 | Total |
|---|---|---|---|---|---|---|---|---|
| Project Costs ($000's) | 230 | - | - | - | - | - | - | 230 |
| Financed by: | | | | | | | | |
| Transfer from Waterworks Fund Retained Earnings | 230 | | | | | | | 230 |

| NET OPERATING IMPACT ($000's) | 2024 | 2025 | 2026 | 2027 | 2028 | 2029 |
|---|---|---|---|---|---|---|
| Operating costs | | | | | | |
| Debt and finance charges | | | | | | |
| Transfer to General Capital Fund | | | | | | |
| **Total Direct Costs** | - | - | - | - | - | - |
| Less: Incremental Revenue/Recovery | | | | | | |
| **Net Cost/(Benefit)** | - | - | - | - | - | - |
| **Incremental Full Time Equivalent Positions** | - | - | - | - | - | - |

Class Estimate: 3

Strategic Priority Action Plan alignment: Support to front line services

This project will address the Geographic Information System enhancements that are required to meet the needs of the user base and dependent applications. It will ensure optimal operational efficiency while improving the reliability, relevance, and timeliness of information being shared by other applications and between users of the system.

The estimate life of this asset is 10 years.

Project Name: **Software Vitality**

Standing Policy Committee: Water, Waste and Environment

Department: Innovation & Technology
Project: 3491002325

Service: Water
OurWinnipeg: Leadership and Good Governance

| AUTHORIZATION | Previous Budgets | 2024 Estimate | FORECAST 2025 | 2026 | 2027 | 2028 | 2029 | Five-Year Forecast Total | Six-Year Total |
|---|---|---|---|---|---|---|---|---|---|
| Project Costs ($000's) | N/A * | - | 485 | 100 | - | 350 | 100 | 1,035 | 1,035 |
| Financed by: | | | | | | | | | |
| Transfer from Waterworks Fund Retained Earnings | | | 485 | 100 | | 350 | 100 | 1,035 | 1,035 |

| CASH FLOW | 2024 | 2025 | 2026 | 2027 | 2028 | 2029 | Beyond 2029 | Total |
|---|---|---|---|---|---|---|---|---|
| Project Costs ($000's) | - | 485 | 100 | - | 350 | 100 | - | 1,035 |
| Financed by: | | | | | | | | |
| Transfer from Waterworks Fund Retained Earnings | | 485 | 100 | | 350 | 100 | | 1,035 |

| NET OPERATING IMPACT ($000's) | 2024 | 2025 | 2026 | 2027 | 2028 | 2029 |
|---|---|---|---|---|---|---|
| Operating costs | | | | | | |
| Debt and finance charges | | | | | | |
| Transfer to General Capital Fund | | | | | | |
| **Total Direct Costs** | - | - | - | - | - | - |
| Less: Incremental Revenue/Recovery | | | | | | |
| **Net Cost/(Benefit)** | - | - | - | - | - | - |
| **Incremental Full Time Equivalent Positions** | - | - | - | - | - | - |

Class Estimate: Not applicable, as this is a program

Strategic Priority Action Plan alignment: Support to front line services

The program is designed to improve the stability, security, and performance of the Water and Waste Department software and server infrastructure to minimize the risk of cyberattacks, critical failures, and provide end of life software support.

The estimated life of the assets is 10 years.

* N/A - No amounts have been included in the "Previous Budgets" due to this program's on-going nature.

Project Name: **Laboratory Information Management System**

Standing Policy Committee: Water, Waste and Environment

Department: Innovation & Technology
Project: 3491000824

Service: Water
OurWinnipeg: Leadership and Good Governance

| AUTHORIZATION | Previous Budgets | 2024 Estimate | FORECAST 2025 | 2026 | 2027 | 2028 | 2029 | Five-Year Forecast Total | Six-Year Total |
|---|---|---|---|---|---|---|---|---|---|
| Project Costs ($000's) | N/A * | 700 | 500 | 800 | 350 | 350 | 1,000 | 3,000 | 3,700 |
| Financed by: | | | | | | | | | |
| Transfer from Waterworks Fund Retained Earnings | | 700 | 500 | 800 | 350 | 350 | 1,000 | 3,000 | 3,700 |

| CASH FLOW | 2024 | 2025 | 2026 | 2027 | 2028 | 2029 | Beyond 2029 | Total |
|---|---|---|---|---|---|---|---|---|
| Project Costs ($000's) | 700 | 500 | 800 | 350 | 350 | 1,000 | - | 3,700 |
| Financed by: | | | | | | | | |
| Transfer from Waterworks Fund Retained Earnings | 700 | 500 | 800 | 350 | 350 | 1,000 | | 3,700 |

| NET OPERATING IMPACT ($000's) | 2024 | 2025 | 2026 | 2027 | 2028 | 2029 |
|---|---|---|---|---|---|---|
| Operating costs | | | | | | |
| Debt and finance charges | | | | | | |
| Transfer to General Capital Fund | | | | | | |
| **Total Direct Costs** | - | - | - | - | - | - |
| Less: Incremental Revenue/Recovery | | | | | | |
| **Net Cost/(Benefit)** | - | - | - | - | - | - |
| **Incremental Full Time Equivalent Positions** | - | - | - | - | - | - |

Class Estimate: Not applicable, as this is a program

Strategic Priority Action Plan alignment: None

This program provides ongoing improvements and reduction of manual effort in the Laboratory Information Management System.

This program supports various innovative initiatives in line with the City's objectives. The listed projects are drafts and may be adjusted as needed. Some of the initiatives/projects are: ongoing improvements and enhancements, digitalize manual processes and workflows, compliance reporting, operational reporting, instrument integrations, system integrations, and application refresh. Project list and timing is subject to change due to operational requirements and unexpected urgent needs.

The estimated life of the assets is 10 years.

Operating costs are for hardware and software maintenance and have been included in the operating budget.

* N/A - No amounts have been included in the "Previous Budgets" due to this program's on-going nature.

Project Name: **Customer Care and Billing System (formerly Customer Billing and Work Management Systems Upgrades Program)**

Standing Policy Committee: Water, Waste and Environment

Department: Innovation & Technology
Project: 3491001225

Service: Wastewater
OurWinnipeg: Leadership and Good Governance

| AUTHORIZATION | Previous Budgets | 2024 Estimate | FORECAST 2025 | 2026 | 2027 | 2028 | 2029 | Five-Year Forecast Total | Six-Year Total |
|---|---|---|---|---|---|---|---|---|---|
| Project Costs ($000's) | N/A * | - | 500 | 325 | 875 | 90 | 90 | 1,880 | 1,880 |
| Financed by: | | | | | | | | | |
| Transfer from Sewage Disposal Fund Retained Earnings | | | 500 | 325 | 875 | 90 | 90 | 1,880 | 1,880 |

| CASH FLOW | 2024 | 2025 | 2026 | 2027 | 2028 | 2029 | Beyond 2029 | Total |
|---|---|---|---|---|---|---|---|---|
| Project Costs ($000's) | - | 500 | 325 | 875 | 90 | 90 | - | 1,880 |
| Financed by: | | | | | | | | |
| Transfer from Sewage Disposal Fund Retained Earnings | | 500 | 325 | 875 | 90 | 90 | | 1,880 |

| NET OPERATING IMPACT ($000's) | 2024 | 2025 | 2026 | 2027 | 2028 | 2029 |
|---|---|---|---|---|---|---|
| Operating costs | | | | | 124 | 126 |
| Debt and finance charges | | | | | | |
| Transfer to General Capital Fund | | | | | | |
| **Total Direct Costs** | - | - | - | - | 124 | 126 |
| Less: Incremental Revenue/Recovery | | | | | | |
| **Net Cost/(Benefit)** | - | - | - | - | 124 | 126 |
| **Incremental Full Time Equivalent Positions** | - | - | - | - | 2.00 | 2.00 |

Class Estimate: Not applicable, as this is a program

Strategic Priority Action Plan alignment: Support to front line services

Customer Care and Billing (CCB) is used to manage customer accounts and collections for Water, Wastewater, and Solid Waste services. Ongoing product updates are required to ensure the system can support the day-to-day operations within the Water and Waste Department.

This program will maintain the CCB system to meet current and future business requirements resulting from functional, technical, and business continuity changes.

This program supports various innovative initiatives in line with the City's objectives. The listed projects are drafts and may be adjusted as needed. Some of the initiatives/projects are: stabilization, optimizations, and application upgrade. Project list and timing is subject to change due to operational requirements and unexpected urgent needs.

This project may include a maximum of 2 temporary capital funded full-time equivalents (FTEs) shared between the Waterworks System and Sewage Disposal funds.

The estimated life of the assets is 10 years.

Funding and FTE's for this program are split between the Waterworks System Fund and the Sewage Disposal System Fund.

* N/A - No amounts have been included in the "Previous Budgets" due to this program's on-going nature.

Project Name: **Work and Asset Management System**

Standing Policy Committee: Water, Waste and Environment

Department: Innovation & Technology
Project: 3491002425

Service: Wastewater
OurWinnipeg: Leadership and Good Governance

| AUTHORIZATION | Previous Budgets | 2024 Estimate | FORECAST 2025 | 2026 | 2027 | 2028 | 2029 | Five-Year Forecast Total | Six-Year Total |
|---|---|---|---|---|---|---|---|---|---|
| Project Costs ($000's) | N/A * | - | 500 | 325 | 875 | 90 | 90 | 1,880 | 1,880 |
| Financed by: | | | | | | | | | |
| Transfer from Sewage Disposal Fund Retained Earnings | | | 500 | 325 | 875 | 90 | 90 | 1,880 | 1,880 |

| CASH FLOW | 2024 | 2025 | 2026 | 2027 | 2028 | 2029 | Beyond 2029 | Total |
|---|---|---|---|---|---|---|---|---|
| Project Costs ($000's) | - | 500 | 325 | 875 | 90 | 90 | - | 1,880 |
| Financed by: | | | | | | | | |
| Transfer from Sewage Disposal Fund Retained Earnings | | 500 | 325 | 875 | 90 | 90 | | 1,880 |

| NET OPERATING IMPACT ($000's) | 2024 | 2025 | 2026 | 2027 | 2028 | 2029 |
|---|---|---|---|---|---|---|
| Operating costs | | | | | | |
| Debt and finance charges | | | | | | |
| Transfer to General Capital Fund | | | | | | |
| **Total Direct Costs** | - | - | - | - | - | - |
| Less: Incremental Revenue/Recovery | | | | | | |
| **Net Cost/(Benefit)** | - | - | - | - | - | - |
| **Incremental Full Time Equivalent Positions** | - | - | - | - | - | - |

Class Estimate: Not applicable, as this is a program

Strategic Priority Action Plan alignment: Support to front line services

Work Order and Asset Management (WAM) is used in the delivery of Water and Wastewater services for work planning, management, infrastructure preventative maintenance and renewal programs. Ongoing product updates are required to ensure the WAM system can support the day-to-day operations within the Water and Waste Department.

This program will maintain the WAM system to meet current and future business requirements resulting from functional, technical, and business continuity changes.

There is a single City-wide WAM program. Funding for this program is split between the Waterworks System Fund, Sewage Disposal System Fund and External Debt.

This program supports various innovative initiatives in line with the City's objectives. Currently the following projects are identified and a brief description of what each project may include at a high level, this list may be adjusted as needed:

1. Public Works - needs assessment, procurement, and implementation

2. Water and Waste - sustainment and optimization of existing work and asset management system

3. Design and architecture - holistic asset management strategy for the City of Winnipeg

4. Service and Infrastructure division and Planning, Property and Development department lifecycle management - application lifecycle planning and modernization of Asset Management system (MAXIMO)

Project list and timing is subject to change due to operational requirements and unexpected urgent needs.

The estimated life of the assets is 10 years.

* N/A - No amounts have been included in the "Previous Budgets" due to this program's on-going nature.

Project Name: **Digital Customer Solutions**

Standing Policy Committee: Water, Waste and Environment

Department: Innovation & Technology
Project: 3491002124

Service: Wastewater
OurWinnipeg: Leadership and Good Governance

| AUTHORIZATION | Previous Budgets | 2024 Estimate | FORECAST 2025 | 2026 | 2027 | 2028 | 2029 | Five-Year Forecast Total | Six-Year Total |
|---|---|---|---|---|---|---|---|---|---|
| Project Costs ($000's) | N/A * | 1,065 | 810 | 1,300 | 850 | 700 | 700 | 4,360 | 5,425 |
| Financed by: | | | | | | | | | |
| Transfer from Sewage Disposal Fund Retained Earnings | | 1,065 | 810 | 1,300 | 850 | 700 | 700 | 4,360 | 5,425 |

| CASH FLOW | 2024 | 2025 | 2026 | 2027 | 2028 | 2029 | Beyond 2029 | Total |
|---|---|---|---|---|---|---|---|---|
| Project Costs ($000's) | 1,065 | 810 | 1,300 | 850 | 700 | 700 | - | 5,425 |
| Financed by: | | | | | | | | |
| Transfer from Sewage Disposal Fund Retained Earnings | 1,065 | 810 | 1,300 | 850 | 700 | 700 | | 5,425 |

| NET OPERATING IMPACT ($000's) | 2024 | 2025 | 2026 | 2027 | 2028 | 2029 |
|---|---|---|---|---|---|---|
| Operating costs | | | | | | |
| Debt and finance charges | | | | | | |
| Transfer to General Capital Fund | | | | | | |
| **Total Direct Costs** | - | - | - | - | - | - |
| Less: Incremental Revenue/Recovery | | | | | | |
| **Net Cost/(Benefit)** | - | - | - | - | - | - |
| **Incremental Full Time Equivalent Positions** | - | - | - | - | - | - |

Class Estimate: Not applicable, as this is a program

Strategic Priority Action Plan alignment: Support to front line services

This program will mature the existing Water and Waste Department's digital customer platforms (e.g. MyUtility and Lawyer Gateway). It will also provide new digital customer experiences.

This program supports various innovative initiatives in line with the City's objectives. The listed projects are drafts and may be adjusted as needed. Some of the initiatives/projects are: lawyer gateway enhancements, continuous enhacements to digital customer channels, application refresh, and cloud migrations. Project list and timing is subject to change due to operational requirements and unexpected urgent needs.

This project may include a maximum of 1 temporary capital funded full-time equivalent.

The estimated life of the assets is 10 years.

* N/A - No amounts have been included in the "Previous Budgets" due to this program's on-going nature.

Project Name: **Supervisory Control and Data Acquisition Security and Integration Improvements**

Standing Policy Committee: Water, Waste and Environment

Department: Innovation & Technology
Project: 3491002324

Service: Wastewater
OurWinnipeg: Leadership and Good Governance

| AUTHORIZATION | Previous Budgets | 2024 Estimate | FORECAST 2025 | 2026 | 2027 | 2028 | 2029 | Five-Year Forecast Total | Six-Year Total |
|---|---|---|---|---|---|---|---|---|---|
| Project Costs ($000's) | 600 | 1,200 | 1,300 | - | - | - | - | 1,300 | 2,500 |
| Financed by: | | | | | | | | | |
| Transfer from Sewage Disposal Fund Retained Earnings | | 1,200 | 1,300 | | | | | 1,300 | 2,500 |

| CASH FLOW | 2024 | 2025 | 2026 | 2027 | 2028 | 2029 | Beyond 2029 | Total |
|---|---|---|---|---|---|---|---|---|
| Project Costs ($000's) | 1,200 | 1,300 | - | - | - | - | - | 2,500 |
| Financed by: | | | | | | | | |
| Transfer from Sewage Disposal Fund Retained Earnings | 1,200 | 1,300 | | | | | | 2,500 |

| NET OPERATING IMPACT ($000's) | 2024 | 2025 | 2026 | 2027 | 2028 | 2029 |
|---|---|---|---|---|---|---|
| Operating costs | | | | | | |
| Debt and finance charges | | | | | | |
| Transfer to General Capital Fund | | | | | | |
| **Total Direct Costs** | - | - | - | - | - | - |
| Less: Incremental Revenue/Recovery | | | | | | |
| **Net Cost/(Benefit)** | - | - | - | - | - | - |
| **Incremental Full Time Equivalent Positions** | - | - | - | - | - | - |

Class Estimate: 3

Strategic Priority Action Plan alignment: None

This initiative will improve operational access to critical wastewater treatment plant operations Supervisory Control and Data Acquisition System (SCADA) data. It will also enable improved sharing of data and information, and provide improved analytics and reporting. Further, this will assess and implement technology and develop processes required to ensure continued operations of the wastewater SCADA systems and increased security to safeguard our data.

The estimated life of this asset is 10 years.

Project Name: **Document Management System**

Standing Policy Committee: Water, Waste and Environment

Department: Innovation & Technology
Project: 3491001824

Service: Wastewater
OurWinnipeg: Leadership and Good Governance

| AUTHORIZATION | Previous Budgets | 2024 Estimate | FORECAST 2025 | 2026 | 2027 | 2028 | 2029 | Five-Year Forecast Total | Six-Year Total |
|---|---|---|---|---|---|---|---|---|---|
| Project Costs ($000's) | N/A * | 1,500 | 1,300 | 750 | 750 | 800 | 990 | 4,590 | 6,090 |
| Financed by: | | | | | | | | | |
| Transfer from Sewage Disposal Fund Retained Earnings | | 1,500 | 1,300 | 750 | 750 | 800 | 990 | 4,590 | 6,090 |

| CASH FLOW | 2024 | 2025 | 2026 | 2027 | 2028 | 2029 | Beyond 2029 | Total |
|---|---|---|---|---|---|---|---|---|
| Project Costs ($000's) | 1,500 | 1,300 | 750 | 750 | 800 | 990 | - | 6,090 |
| Financed by: | | | | | | | | |
| Transfer from Sewage Disposal Fund Retained Earnings | 1,500 | 1,300 | 750 | 750 | 800 | 990 | | 6,090 |

| NET OPERATING IMPACT ($000's) | 2024 | 2025 | 2026 | 2027 | 2028 | 2029 |
|---|---|---|---|---|---|---|
| Operating costs | | | | | | |
| Debt and finance charges | | | | | | |
| Transfer to General Capital Fund | | | | | | |
| **Total Direct Costs** | - | - | - | - | - | - |
| Less: Incremental Revenue/Recovery | | | | | | |
| **Net Cost/(Benefit)** | - | - | - | - | - | - |
| **Incremental Full Time Equivalent Positions** | - | - | - | - | - | - |

Class Estimate: Not applicable, as this is a program

Strategic Priority Action Plan alignment: None

The collaboration and document platform provides the ability to upload, store, and retrieve documents in a concise, practical manner using a standard practice for all divisions within the department. This will increase both internal and external stakeholders' accessibility to departmental documents. A document management system will also automate the review and approval processes within Water and Waste Department resulting in faster turn-around time.

This program supports various innovative initiatives in line with the City's objectives. The listed projects are drafts and may be adjusted as needed. Some of the initiatives/projects are: enhancements and new features, SharePoint 2016 migration, and fileshare (network drives) analysis and migration. Project list and timing is subject to change due to operational requirements and unexpected urgent needs.

This program may include a maximum of 1 temporary capital funded full-time equivalents.

The estimated life of this asset is 10 years.

* N/A - No amounts have been included in the "Previous Budgets" due to this program's on-going nature.

Project Name: **Learning Management System**

Standing Policy Committee: Water, Waste and Environment

Department: Innovation & Technology
Project: 3491002025

Service: Wastewater
OurWinnipeg: Leadership and Good Governance

| AUTHORIZATION | Previous Budgets | 2024 Estimate | FORECAST 2025 | 2026 | 2027 | 2028 | 2029 | Five-Year Forecast Total | Six-Year Total |
|---|---|---|---|---|---|---|---|---|---|
| Project Costs ($000's) | - | - | 565 | - | - | - | - | 565 | 565 |
| Financed by: | | | | | | | | | |
| Transfer from Sewage Disposal Fund Retained Earnings | | | 565 | | | | | 565 | 565 |

| CASH FLOW | 2024 | 2025 | 2026 | 2027 | 2028 | 2029 | Beyond 2029 | Total |
|---|---|---|---|---|---|---|---|---|
| Project Costs ($000's) | - | 565 | - | - | - | - | - | 565 |
| Financed by: | | | | | | | | |
| Transfer from Sewage Disposal Fund Retained Earnings | | 565 | | | | | | 565 |

| NET OPERATING IMPACT ($000's) | 2024 | 2025 | 2026 | 2027 | 2028 | 2029 |
|---|---|---|---|---|---|---|
| Operating costs | | | | | | |
| Debt and finance charges | | | | | | |
| Transfer to General Capital Fund | | | | | | |
| **Total Direct Costs** | - | - | - | - | - | - |
| Less: Incremental Revenue/Recovery | | | | | | |
| **Net Cost/(Benefit)** | - | - | - | - | - | - |
| **Incremental Full Time Equivalent Positions** | - | - | - | - | - | - |

Class Estimate: 3

Strategic Priority Action Plan alignment: None

The Learning Management System will be used to schedule, track, and monitor regulatory required training and certification for Water and Waste Department employees. The tool will also provide online training capabilities for training coordinators and optimize the training delivery process.

The estimated life of this asset is 10 years.

Project Name: **Commercial Accounts Tracking System**

Standing Policy Committee: Water, Waste and Environment

Department: Innovation & Technology
Project: 3491002524

Service: Wastewater
OurWinnipeg: Leadership and Good Governance

| AUTHORIZATION | Previous Budgets | 2024 Estimate | FORECAST 2025 | 2026 | 2027 | 2028 | 2029 | Five-Year Forecast Total | Six-Year Total |
|---|---|---|---|---|---|---|---|---|---|
| Project Costs ($000's) | N/A * | 560 | 575 | 200 | 660 | 200 | 350 | 1,985 | 2,545 |
| Financed by: | | | | | | | | | |
| Transfer from Sewage Disposal Fund Retained Earnings | | 560 | 575 | 200 | 660 | 200 | 350 | 1,985 | 2,545 |

| CASH FLOW | 2024 | 2025 | 2026 | 2027 | 2028 | 2029 | Beyond 2029 | Total |
|---|---|---|---|---|---|---|---|---|
| Project Costs ($000's) | 560 | 575 | 200 | 660 | 200 | 350 | - | 2,545 |
| Financed by: | | | | | | | | |
| Transfer from Sewage Disposal Fund Retained Earnings | 560 | 575 | 200 | 660 | 200 | 350 | | 2,545 |

| NET OPERATING IMPACT ($000's) | 2024 | 2025 | 2026 | 2027 | 2028 | 2029 |
|---|---|---|---|---|---|---|
| Operating costs | 51 | 55 | 59 | 63 | 68 | 72 |
| Debt and finance charges | | | | | | |
| Transfer to General Capital Fund | | | | | | |
| **Total Direct Costs** | 51 | 55 | 59 | 63 | 68 | 72 |
| Less: Incremental Revenue/Recovery | | | | | | |
| **Net Cost/(Benefit)** | 51 | 55 | 59 | 63 | 68 | 72 |
| **Incremental Full Time Equivalent Positions** | - | - | - | - | - | - |

Class Estimate: Not applicable, as this is a program

Strategic Priority Action Plan alignment: Support to front line services

The Commercial Accounts Tracking System aims to reduce manual processes by digitizing forms and approvals to increase efficiency, improve reporting capability, and provide better customer service.

This program supports various innovative initiatives in line with the City's objectives. The listed projects are drafts and may be adjusted as needed. Some of the initiatives/projects are: ongoing improvements and enhancements, digitalize manual processes and workflows, compliance reporting, operational reporting, system integrations such as Supervisory Control and Data Acquisition Security system, Mobile Operations Management, Laboratory Information Management System, Reporting Solution system etc., administration management, and application refresh. Project list and timing is subject to change due to operational requirements and unexpected urgent needs.

Operating costs are for hardware and software maintenance. These amounts have not yet been reviewed by Council and are subject to change during future budget processes.

This project may include a maximum of 1 temporary capital funded full-time equivalent.

The estimated life of this asset is 10 years.

* N/A - No amounts have been included in the "Previous Budgets" due to this program's on-going nature.

Project Name: **Business Intelligence**

Standing Policy Committee: Water, Waste and Environment

Department: Innovation & Technology
Project: 3491001325

Service: Wastewater
OurWinnipeg: Leadership and Good Governance

| AUTHORIZATION | Previous Budgets | 2024 Estimate | FORECAST 2025 | 2026 | 2027 | 2028 | 2029 | Five-Year Forecast Total | Six-Year Total |
|---|---|---|---|---|---|---|---|---|---|
| Project Costs ($000's) | N/A * | - | 800 | 900 | 980 | 980 | 980 | 4,640 | 4,640 |
| Financed by: | | | | | | | | | |
| Transfer from Sewage Disposal Fund Retained Earnings | | | 800 | 900 | 980 | 980 | 980 | 4,640 | 4,640 |

| CASH FLOW | 2024 | 2025 | 2026 | 2027 | 2028 | 2029 | Beyond 2029 | Total |
|---|---|---|---|---|---|---|---|---|
| Project Costs ($000's) | - | 800 | 900 | 980 | 980 | 980 | - | 4,640 |
| Financed by: | | | | | | | | |
| Transfer from Sewage Disposal Fund Retained Earnings | | 800 | 900 | 980 | 980 | 980 | | 4,640 |

| NET OPERATING IMPACT ($000's) | 2024 | 2025 | 2026 | 2027 | 2028 | 2029 |
|---|---|---|---|---|---|---|
| Operating costs | | | | | | |
| Debt and finance charges | | | | | | |
| Transfer to General Capital Fund | | | | | | |
| **Total Direct Costs** | - | - | - | - | - | - |
| Less: Incremental Revenue/Recovery | | | | | | |
| **Net Cost/(Benefit)** | - | - | - | - | - | - |
| **Incremental Full Time Equivalent Positions** | - | - | - | - | - | - |

Class Estimate: Not applicable, as this is a program

Strategic Priority Action Plan alignment: None

This project will develop a solution that will improve access to data and information, provide improved analytics, dashboarding, and reporting functionality, provide timely reporting of data, and generate insights to improve evidence-based decision-making.

This program supports various innovative initiatives in line with the City's objectives. The listed projects are drafts and may be adjusted as needed. Some of the initiatives/projects are: Oracle Utility Business Intelligence replacement, water meter life cycle analytics, customer accounts analytics, phase 1 and 2 of Waste Water services predictive maintenance (6 pumps to 1000 pumps), landfill operations optimilization, environment lab data self-serve reporting, work order cost allocation, and Water service predictive maintenance (high-value assets). Project list and timing is subject to change due to operational requirements and unexpected urgent needs.

This project may include a maximum of 3 temporary capital funded full-time equivalents.

The estimated life of the assets is 10 years.

* N/A - No amounts have been included in the "Previous Budgets" due to this program's on-going nature.

Project Name: **Collections Management System**

Standing Policy Committee: Water, Waste and Environment

Department: Innovation & Technology
Project: 3491000324

Service: Solid Waste Collection
OurWinnipeg: Leadership and Good Governance

| AUTHORIZATION | Previous Budgets | 2024 Estimate | FORECAST 2025 | 2026 | 2027 | 2028 | 2029 | Five-Year Forecast Total | Six-Year Total |
|---|---|---|---|---|---|---|---|---|---|
| Project Costs ($000's) | 1,150 | 250 | - | - | - | - | 500 | 500 | 750 |
| Financed by: | | | | | | | | | |
| Waste Diversion Reserve | | 250 | | | | | 500 | 500 | 750 |

| CASH FLOW | 2024 | 2025 | 2026 | 2027 | 2028 | 2029 | Beyond 2029 | Total |
|---|---|---|---|---|---|---|---|---|
| Project Costs ($000's) | 250 | - | - | - | - | 500 | - | 750 |
| Financed by: | | | | | | | | |
| Waste Diversion Reserve | 250 | | | | | 500 | | 750 |

| NET OPERATING IMPACT (000's) | 2024 | 2025 | 2026 | 2027 | 2028 | 2029 |
|---|---|---|---|---|---|---|
| Operating costs | | | | | | |
| Debt and finance charges | | | | | | |
| Transfer to General Capital Fund | | | | | | |
| **Total Direct Costs** | - | - | - | - | - | - |
| Less: Incremental Revenue/Recovery | | | | | | |
| **Net Cost/(Benefit)** | - | - | - | - | - | - |
| **Incremental Full Time Equivalent Positions** | - | - | - | - | - | - |

Class Estimate: 3

Strategic Priority Action Plan alignment: Support to front line services

The scope of this project will address Solid Waste business needs through the design, development and implementation of technology solutions through the introduction of new systems and/or enhancement of existing collections management systems. Examples include integrating City systems with contractor systems, and developing tools to generate compliance, operational and financial reports and dashboards.

The expected life of this asset is 10 years.

Project Name: **Data Centre Sustainment**

Standing Policy Committee: Executive Policy Committee

Department: Innovation & Technology
Project: 3402500124

Service: Innovation, Transformation and Technology
OurWinnipeg: Leadership and Good Governance

| AUTHORIZATION | Previous Budgets | 2024 Estimate | FORECAST 2025 | 2026 | 2027 | 2028 | 2029 | Five-Year Forecast Total | Six-Year Total |
|---|---|---|---|---|---|---|---|---|---|
| Project Costs ($000's) | N/A * | 150 | 150 | 150 | 150 | - | - | 450 | 600 |
| Financed by: | | | | | | | | | |
| External Debt | | 150 | 150 | 150 | 150 | | | 450 | 600 |

| CASH FLOW | 2024 | 2025 | 2026 | 2027 | 2028 | 2029 | Beyond 2029 | Total |
|---|---|---|---|---|---|---|---|---|
| Project Costs ($000's) | 150 | 150 | 150 | 150 | - | - | - | 600 |
| Financed by: | | | | | | | | |
| External Debt | 150 | 150 | 150 | 150 | | | | 600 |

| NET OPERATING IMPACT ($000's) | 2024 | 2025 | 2026 | 2027 | 2028 | 2029 |
|---|---|---|---|---|---|---|
| Operating costs | | | | | | |
| Debt and finance charges | 17 | 52 | 87 | 122 | 140 | 120 |
| Transfer to General Capital Fund | | | | | | |
| **Total Direct Costs** | 17 | 52 | 87 | 122 | 140 | 120 |
| Less: Incremental Revenue/Recovery | 5 | 5 | 5 | 5 | | |
| **Net Cost/(Benefit)** | 12 | 47 | 82 | 117 | 140 | 120 |
| **Incremental Full Time Equivalent Positions** | - | - | - | - | - | - |

Class Estimate: Not applicable, as this is a program

Strategic Priority Action Plan alignment: Support to front line services

The City runs its on-premise information technology infrastructure in two data centres that address the business requirements of a wide variety of critical business functions (311, PeopleSoft, property assessment, taxation, permitting, parking enforcement, public facing internet, etc.). The datacentre infrastructure has a finite lifespan and needs to be replaced (evergreened) on a periodic basis to ensure its continued operation and support of the business functions. There are also requirements to expand the capacity of this infrastructure to support the growing requirements of the organization.

This program supports various innovative initiatives in line with the City's objectives. The listed projects are drafts and may be adjusted as needed. Some of the initiatives/projects are: Co-location Edge Infrastructure, asset migration, and asset decommissioning and disposal. Project list and timing is subject to change due to operational requirements and unexpected urgent needs.

This program may include a maximum of 2 temporary capital funded full-time equivalent.

* N/A - No amounts have been included in the "Previous Budgets" due to this program's on-going nature.

Project Name: **Work and Asset Management Program**

Standing Policy Committee: Executive Policy Committee

Department: Innovation & Technology
Project: 3491100124

Service: Innovation, Transformation and Technology
OurWinnipeg: Leadership and Good Governance

| AUTHORIZATION | Previous Budgets | 2024 Estimate | FORECAST 2025 | 2026 | 2027 | 2028 | 2029 | Five-Year Forecast Total | Six-Year Total |
|---|---|---|---|---|---|---|---|---|---|
| Project Costs ($000's) | N/A * | 300 | 800 | 950 | 1,750 | 525 | 420 | 4,445 | 4,745 |
| Financed by: | | | | | | | | | |
| External Debt | | 300 | 800 | 950 | 1,750 | 525 | 420 | 4,445 | 4,745 |

| CASH FLOW | 2024 | 2025 | 2026 | 2027 | 2028 | 2029 | Beyond 2029 | Total |
|---|---|---|---|---|---|---|---|---|
| Project Costs ($000's) | 300 | 800 | 950 | 1,750 | 525 | 420 | - | 4,745 |
| Financed by: | | | | | | | | |
| External Debt | 300 | 800 | 950 | 1,750 | 525 | 420 | | 4,745 |

| NET OPERATING IMPACT ($000's) | 2024 | 2025 | 2026 | 2027 | 2028 | 2029 |
|---|---|---|---|---|---|---|
| Operating costs | | | | | | |
| Debt and finance charges | 34 | 162 | 367 | 683 | 954 | 1,024 |
| Transfer to General Capital Fund | | | | | | |
| **Total Direct Costs** | 34 | 162 | 367 | 683 | 954 | 1,024 |
| Less: Incremental Revenue/Recovery | 10 | 26 | 31 | 57 | 17 | 14 |
| **Net Cost/(Benefit)** | 24 | 136 | 336 | 626 | 937 | 1,010 |
| **Incremental Full Time Equivalent Positions** | - | - | - | - | - | - |

Class Estimate: Not applicable, as this is a program

Strategic Priority Action Plan alignment: Support to front line services

The City of Winnipeg recognizes the importance of managing its work assets efficiently and effectively. A comprehensive Work Asset Management (WAM) program can help to achieve this goal by consolidating all projects related to work asset management across various departments. Such programs can help to improve coordination and communication among departments, reduce duplication of efforts, and ensure that work assets are managed in a consistent and cost-effective manner. It can also help to prioritize projects based on their impact on The City and allocate resources accordingly.

There is a single City-wide WAM program. Funding for this program is split between the Waterworks System Fund, Sewage Disposal System Fund and External Debt.

This program supports various innovative initiatives in line with the City's objectives. Currently the following projects are identified and a brief description of what each project may include at a high level, this list may be adjusted as needed:

1. Public Works - needs assessment, procurement, and implementation

2. Water and Waste - sustainment and optimization of existing work and asset management System

3. Design and architecture - holistic asset management strategy for the City of Winnipeg

4. Service and Infrastructure division and Planning, Property and Development department lifecycle management - application lifecycle planning and modernization of Asset Management system (MAXIMO)

Project list and timing is subject to change due to operational requirements and unexpected urgent needs.

This program may include a maximum of 2 temporary capital funded full-time equivalent.

* N/A - No amounts have been included in the "Previous Budgets" due to this program's on-going nature.

Project Name: **Enterprise Resource Planning PeopleSoft Renewal Program**

Standing Policy Committee: Executive Policy Committee

Department: Innovation & Technology
Project: 3402500126

Service: Innovation, Transformation and Technology
OurWinnipeg: Leadership and Good Governance

| AUTHORIZATION | Previous Budgets | 2024 Estimate | FORECAST 2025 | 2026 | 2027 | 2028 | 2029 | Five-Year Forecast Total | Six-Year Total |
|---|---|---|---|---|---|---|---|---|---|
| Project Costs ($000's) | N/A * | - | - | 1,185 | 2,454 | 1,386 | 1,250 | 6,275 | 6,275 |
| Financed by: | | | | | | | | | |
| External Debt | | | | 1,185 | 2,454 | 1,386 | 1,250 | 6,275 | 6,275 |

| CASH FLOW | 2024 | 2025 | 2026 | 2027 | 2028 | 2029 | Beyond 2029 | Total |
|---|---|---|---|---|---|---|---|---|
| Project Costs ($000's) | - | - | 1,185 | 2,454 | 1,386 | 1,250 | - | 6,275 |
| Financed by: | | | | | | | | |
| External Debt | | | 1,185 | 2,454 | 1,386 | 1,250 | | 6,275 |

| NET OPERATING IMPACT ($000's) | 2024 | 2025 | 2026 | 2027 | 2028 | 2029 |
|---|---|---|---|---|---|---|
| Operating costs | | | | | | |
| Debt and finance charges | | | 137 | 562 | 1,017 | 1,327 |
| Transfer to General Capital Fund | | | | | | |
| **Total Direct Costs** | - | - | 137 | 562 | 1,017 | 1,327 |
| Less: Incremental Revenue/Recovery | | | 39 | 80 | 45 | 41 |
| **Net Cost/(Benefit)** | - | - | 98 | 482 | 972 | 1,286 |
| **Incremental Full Time Equivalent Positions** | - | - | - | - | - | - |

Class Estimate: Not applicable, as this is a program

Strategic Priority Action Plan alignment: Support to front line services

Human Resources, Finance and most or all City employees use PeopleSoft human resources, financials, and enterprise resourse planning (ERP) modules that are at end of life. Short term support for the modules is provided by a third-party company.The City needs additional functions, features and applications that are not available in the current PeopleSoft ERP modules. Many are also not available in the latest PeopleSoft updated versions and developing them will require customizations that are cost-prohibitive.

This program supports various innovative initiatives in line with the City's objectives. The listed projects are drafs and may be adjusted as needed. Some of the initiatives/projects are: ERP strategy and solution architecture, procurement, system preparation, and product implementation. Project list and timing is subject to change due to operational requirements and unexpected urgent needs.

This program may include a maximum of 7 temporary capital funded full-time equivalent.

* N/A - No amounts have been included in the "Previous Budgets" due to this program's on-going nature.

Project Name: **Computer Aided Mass Appraisal System - Detailed Analysis and Implementation**

Standing Policy Committee: Finance and Economic Development

Department: Assessment and Taxation

Service: Assessment, Taxation and Corporate

Project: 1400000223

OurWinnipeg: Leadership and Good Governance

| AUTHORIZATION | Previous Budgets | 2024 Estimate | FORECAST 2025 | 2026 | 2027 | 2028 | 2029 | Five-Year Forecast Total | Six-Year Total |
|---|---|---|---|---|---|---|---|---|---|
| Project Costs ($000's) | 2,831 | 7,929 | - | - | - | - | - | - | 7,929 |
| Financed by: | | | | | | | | | |
| Province of Manitoba Strategic Infrastructure Fund | | 500 | | | | | | | 500 |
| External Debt | | 7,429 | | | | | | | 7,429 |

| CASH FLOW | 2024 | 2025 | 2026 | 2027 | 2028 | 2029 | Beyond 2029 | Total |
|---|---|---|---|---|---|---|---|---|
| Project Costs ($000's) | 7,929 | - | - | - | - | - | - | 7,929 |
| Financed by: | | | | | | | | |
| Province of Manitoba Strategic Infrastructure Fund | 500 | | | | | | | 500 |
| External Debt | 7,429 | | | | | | | 7,429 |

| NET OPERATING IMPACT ($000's) | 2024 | 2025 | 2026 | 2027 | 2028 | 2029 |
|---|---|---|---|---|---|---|
| Operating costs | | | | 1,900 | 1,967 | 2,042 |
| Debt and finance charges | 340 | 688 | 688 | 688 | 688 | 688 |
| Transfer to General Capital Fund | | | | | | |
| **Total Direct Costs** | 340 | 688 | 688 | 2,588 | 2,655 | 2,730 |
| Less: Incremental Revenue/Recovery | 247 | | | | | |
| **Net Cost/(Benefit)** | 93 | 688 | 688 | 2,588 | 2,655 | 2,730 |
| **Incremental Full Time Equivalent Positions** | - | - | - | - | - | - |

Class Estimate: 3

Strategic Priority Action Plan alignment: None

Computer Aided Mass Appraisal System (CAMA) is an automated system used by the Assessment and Taxation Department for maintaining property data and valuing all real and business properties within the City of Winnipeg for the purpose of ensuring equitable taxation.

The City of Winnipeg has a legal obligation to create and deliver an annual assessment roll to the City Clerks Department. The legislation further requires that the Assessment and Taxation Department revalue all property through general assessments every 2 years. Updates to ownership records, property characteristics and new value are added to the roll on an ongoing basis.

A replacement system is required to ensure vendor support, system security, compatibility with vendor underpinning technologies, and flexibility to adapt to legislative changes to ensure mass appraisal can be calculated accurately and in a timely manner. Preliminary design will develop the detailed requirements of the system as well as write the Request for Proposal for the system replacement. Detailed design and construction will implement the replacement system.

Consultation work of $700,000 was previously funded by the Assessment Automation capital budgets from 2019-2022.

***Computer Aided Mass Appraisal System - Detailed Analysis and Implementation (continued):***

On January 25, 2024, Council approved a first charge of up to $7.929 million prior to adoption of the 2024 capital budget.

This project may include a maximum of 9.25 temporary, capital funded full-time equivalent positions in 2024 for the period of implementation expected to be in 2027.

Operating costs in 2027-2029 are for cloud hosting of the system as well as ongoing support and maintenance.

Project Name: **Local Improvements - Ongoing Program**

Standing Policy Committee: Public Works

Department: Assessment and Taxation

Service: Roadway Construction and Maintenance

Project: 1420000124

OurWinnipeg: City Building

| AUTHORIZATION | Previous Budgets | 2024 Estimate | FORECAST 2025 | 2026 | 2027 | 2028 | 2029 | Five-Year Forecast Total | Six-Year Total |
|---|---|---|---|---|---|---|---|---|---|
| Project Costs ($000's) | N/A * | 1,000 | 1,000 | 1,000 | 1,000 | 1,000 | 1,000 | 5,000 | 6,000 |
| Financed by: | | | | | | | | | |
| Cash to Capital | | | | | | 100 | 100 | 200 | 200 |
| External Debt | | 1,000 | 1,000 | 1,000 | 1,000 | 900 | 900 | 4,800 | 5,800 |

| CASH FLOW | 2024 | 2025 | 2026 | 2027 | 2028 | 2029 | Beyond 2029 | Total |
|---|---|---|---|---|---|---|---|---|
| Project Costs ($000's) | - | 1,000 | 1,000 | 1,000 | 1,000 | 1,000 | 1,000 | 6,000 |
| Financed by: | | | | | | | | |
| Cash to Capital | | | | | | 100 | 100 | 200 |
| External Debt | | 1,000 | 1,000 | 1,000 | 1,000 | 900 | 900 | 5,800 |

| NET OPERATING IMPACT ($000's) | 2024 | 2025 | 2026 | 2027 | 2028 | 2029 |
|---|---|---|---|---|---|---|
| Operating costs | | | | | | |
| Debt and finance charges | | 43 | 115 | 189 | 263 | 337 |
| Transfer to General Capital Fund | | | | | 100 | 100 |
| **Total Direct Costs** | - | 43 | 115 | 189 | 363 | 437 |
| Less: Incremental Revenue/Recovery | | 33 | 33 | 33 | 33 | 33 |
| **Net Cost/(Benefit)** | - | 10 | 82 | 156 | 330 | 404 |
| **Incremental Full Time Equivalent Positions** | - | - | - | - | - | - |

Class Estimate: Not applicable, as this is a program

Strategic Priority Action Plan alignment: 5.5 Review the Local Improvement Program for gravel backlanes

Local Improvement capital projects are those which are financed partly by a direct levy on the properties benefited. The program is governed by Local Improvements By-law No. 98/72 and is subject to advertising and subsequent approval by the majority of ratepayers involved. The types of expenditure generally falling within this category are: paving of local streets and lanes; sidewalk and boulevard construction; installation of new watermains and sewers; ornamental street lighting and lane lighting.

* N/A - No amounts have been included in the "Previous Budgets" due to this program's on-going nature.

Project Name: **Transit Building Replacement and Renewal (formerly Transit Building Replacement / Refurbishment)**

Standing Policy Committee: Public Works

Department: Transit
Project: 4210010124

Service: Public Transit
OurWinnipeg: City Building

| AUTHORIZATION | Previous Budgets | 2024 Estimate | FORECAST 2025 | 2026 | 2027 | 2028 | 2029 | Five-Year Forecast Total | Six-Year Total |
|---|---|---|---|---|---|---|---|---|---|
| Project Costs ($000's) | N/A * | 1,536 | 688 | 4,340 | 600 | 1,000 | 1,000 | 7,628 | 9,164 |
| Financed by: | | | | | | | | | |
| Cash to Capital | | | | | | 1,000 | 1,000 | 2,000 | 2,000 |
| Canada Community-Building Fund | | 1,235 | 411 | 3,355 | | | | 3,766 | 5,001 |
| External Debt | | 301 | 277 | 985 | 600 | | | 1,862 | 2,163 |

| CASH FLOW | 2024 | 2025 | 2026 | 2027 | 2028 | 2029 | Beyond 2029 | Total |
|---|---|---|---|---|---|---|---|---|
| Project Costs ($000's) | 1,536 | 688 | 4,340 | 600 | 1,000 | 1,000 | - | 9,164 |
| Financed by: | | | | | | | | |
| Cash to Capital | | | | | 1,000 | 1,000 | | 2,000 |
| Canada Community-Building Fund | 1,235 | 411 | 3,355 | | | | | 5,001 |
| External Debt | 301 | 277 | 985 | 600 | | | | 2,163 |

| NET OPERATING IMPACT ($000's) | 2024 | 2025 | 2026 | 2027 | 2028 | 2029 |
|---|---|---|---|---|---|---|
| Operating costs | | | | | | |
| Debt and finance charges | 12 | 32 | 84 | 140 | 157 | 157 |
| Transfer to General Capital Fund | | | | | 1,000 | 1,000 |
| **Total Direct Costs** | 12 | 32 | 84 | 140 | 1,157 | 1,157 |
| Less: Incremental Revenue/Recovery | 25 | 15 | 74 | 20 | 33 | 33 |
| **Net Cost/(Benefit)** | (13) | 17 | 10 | 120 | 1,124 | 1,124 |
| **Incremental Full Time Equivalent Positions** | - | - | - | - | - | - |

Class Estimate: Not applicable, as this is a program

Strategic Priority Action Plan alignment: None

Transit's operations are housed at three primary locations - The Fort Rouge complex, North Main garage, and Brandon garage. The Fort Rouge and North Main facilities are approximately 40 and 80 years old, respectively, and are operating at capacity. The department funds the repair and maintenance of its infrastructure mainly through the operating budget; however, many of the structural, mechanical and electrical systems in the existing infrastructure are past their design and economic lives and capital funding is required to bring the infrastructure up to acceptable standards.

This multi-year capital program addresses the need for both larger and smaller scale projects within Transit's existing facilities, stops and stations. These projects are mainly required due to the age and condition of the assets. Projects in 2024 may include, but are not limited to, fluid piping upgrades (phase 2), rapid roll up doors, and the vehicle servicing area upgrades. Project list and timing is subject to change due to operational requirements and unexpected urgent needs.

Surplus funds will automatically be transferred to the following year's Transit Building Replacement and Renewal program budget.

Includes 2 temporary capital funded full-time equivalent Project Coordinator/Manager positions.

* N/A - No amounts have been included in the "Previous Budgets" due to this program's on-going nature.

Project Name: **Transit Roof Replacement and Ventilation Upgrade**

Standing Policy Committee: Public Works

Department: Transit
Project: 4210010224

Service: Public Transit
OurWinnipeg: City Building

| AUTHORIZATION | Previous Budgets | 2024 Estimate | FORECAST 2025 | 2026 | 2027 | 2028 | 2029 | Five-Year Forecast Total | Six-Year Total |
|---|---|---|---|---|---|---|---|---|---|
| Project Costs ($000's) | N/A * | 2,450 | 2,500 | - | - | - | - | 2,500 | 4,950 |
| Financed by: | | | | | | | | | |
| Canada Community-Building Fund | | 2,350 | 2,400 | | | | | 2,400 | 4,750 |
| External Debt | | 100 | 100 | | | | | 100 | 200 |

| CASH FLOW | 2024 | 2025 | 2026 | 2027 | 2028 | 2029 | Beyond 2029 | Total |
|---|---|---|---|---|---|---|---|---|
| Project Costs ($000's) | 2,450 | 2,500 | - | - | - | - | - | 4,950 |
| Financed by: | | | | | | | | |
| Canada Community-Building Fund | 2,350 | 2,400 | | | | | | 4,750 |
| External Debt | 100 | 100 | | | | | | 200 |

| NET OPERATING IMPACT ($000's) | 2024 | 2025 | 2026 | 2027 | 2028 | 2029 |
|---|---|---|---|---|---|---|
| Operating costs | | | | | | |
| Debt and finance charges | 4 | 12 | 14 | 14 | 14 | 14 |
| Transfer to General Capital Fund | | | | | | |
| **Total Direct Costs** | 4 | 12 | 14 | 14 | 14 | 14 |
| Less: Incremental Revenue/Recovery | 33 | 33 | | | | |
| **Net Cost/(Benefit)** | (29) | (21) | 14 | 14 | 14 | 14 |
| **Incremental Full Time Equivalent Positions** | - | - | - | - | - | - |

Class Estimate: Not applicable, as this is a program

Strategic Priority Action Plan alignment: None

Transit's Fort Rouge Garage at 421 Osborne Street includes two major buildings that total approximately 480,000 square feet in area. The buildings were constructed in 1969 and 1978 and house over 70% of Transit's bus inventory.

The Fort Rouge campus storage, maintenance, and administration facilities require replacement of the existing ventilation systems (which includes makeup air units and exhaust fans) in response to a regulatory change in allowable levels of airborne nitrogen dioxide (NO2) in diesel exhaust, age, inefficiency of equipment, and pressure imbalances throughout the buildings. Work over the next several years will focus on ventilation upgrades. Projects may include, but are not limited to, Phases 2 through 4 in the Repair Garage including the High Bay Centre area, High Bay East, Stores and Low Bay. Project list and timing is subject to change due to operational requirements and unexpected urgent needs.

Surplus funds will automatically be transferred to the following year's Transit Roof Replacement and Ventilation Upgrade project budget.

* N/A - No amounts have been included in the "Previous Budgets" due to this program's on-going nature.

Project Name: **Transition to Zero Emission Buses**

Standing Policy Committee: Public Works

Department: Transit
Project: 4210000224

Service: Public Transit
OurWinnipeg: Environmental Resilience

| AUTHORIZATION | Previous Budgets | 2024 Estimate | FORECAST 2025 | 2026 | 2027 | 2028 | 2029 | Five-Year Forecast Total | Six-Year Total |
|---|---|---|---|---|---|---|---|---|---|
| Project Costs ($000's) | N/A * | 38,703 | 41,676 | 100,908 | 23,042 | 26,183 | 25,016 | 216,825 | 255,528 |
| Financed by: | | | | | | | | | |
| Cash to Capital | | | | | | 2,896 | 3,000 | 5,896 | 5,896 |
| Transit Bus Replacement Reserve | | | | | | 9,348 | 9,348 | 18,696 | 18,696 |
| Canada Community-Building Fund | | | | | 7,027 | 7,027 | 7,027 | 21,081 | 21,081 |
| Investing in Canada Infrastructure Program (Federal Government) | | 15,352 | 16,532 | 40,046 | | | | 56,578 | 71,930 |
| Investing in Canada Infrastructure Program (Provincial Government) | | 12,665 | 13,639 | 33,951 | | | | 47,590 | 60,255 |
| External Debt | | 10,686 | 11,505 | 26,911 | 16,015 | 6,912 | 5,641 | 66,984 | 77,670 |

| CASH FLOW | 2024 | 2025 | 2026 | 2027 | 2028 | 2029 | Beyond 2029 | Total |
|---|---|---|---|---|---|---|---|---|
| Project Costs ($000's) | 38,703 | 41,676 | 100,908 | 23,042 | 26,183 | 25,016 | - | 255,528 |
| Financed by: | | | | | | | | |
| Cash to Capital | | | | | 2,896 | 3,000 | | 5,896 |
| Transit Bus Replacement Reserve | | | | | 9,348 | 9,348 | | 18,696 |
| Canada Community-Building Fund | | | | 7,027 | 7,027 | 7,027 | | 21,081 |
| Investing in Canada Infrastructure Program (Federal Government) | 15,352 | 16,532 | 40,046 | | | | | 71,930 |
| Investing in Canada Infrastructure Program (Provincial Government) | 12,665 | 13,639 | 33,951 | | | | | 60,255 |
| External Debt | 10,686 | 11,505 | 26,911 | 16,015 | 6,912 | 5,641 | | 77,670 |

| NET OPERATING IMPACT ($000's) | 2024 | 2025 | 2026 | 2027 | 2028 | 2029 |
|---|---|---|---|---|---|---|
| Operating costs | | | | | (6,342) | (8,640) |
| Debt and finance charges | 489 | 1,525 | 3,347 | 5,411 | 6,514 | 7,117 |
| Transfer to General Capital Fund | | | | | 2,896 | 3,000 |
| **Total Direct Costs** | 489 | 1,525 | 3,347 | 5,411 | 3,068 | 1,477 |
| Less: Incremental Revenue/Recovery | 314 | 330 | 638 | 420 | 283 | 210 |
| **Net Cost/(Benefit)** | 175 | 1,195 | 2,709 | 4,991 | 2,785 | 1,267 |
| **Incremental Full Time Equivalent Positions** | | | | | 5.30 | 5.30 |

Class Estimate: Not applicable, as this is a program

Strategic Priority Action Plan alignment: None

This multi-year program is for the transition from diesel to zero emission buses plus the associated charging/fueling infrastructure required to support a full transition to a zero emission fleet  Future bus and infrastructure purchases are planned based on needs, funding, and climate goals.

As part of the transition plan, the project also includes the purchase of diesel buses for the replacement of buses that have reached the end of their useful life.  Costs include all outfitting costs associated with these purchases.

***Transition to Zero Emission Buses (continued):***

| | 2024 | 2025 | 2026 | 2027 | 2028 | 2029 |
|---|---|---|---|---|---|---|
| Forecasted Number of Zero Emission Buses Included in Budget and Forecast above ** | 4 | 18 | 50 | 16 | 17 | 11 |
| Forecasted Number of Diesel Buses Included in Budget and Forecast above ** | 35 | | | | | |
| **Total** | **39** | **18** | **50** | **16** | **17** | **11** |

Includes 2 temporary capital funded full-time equivalent (FTE) positions including 1 Coordinator Contracts and 1 Project Manager. In addition, all Transit Investing in Canada Infrastructure Program (ICIP) projects also share 2 temporary positions, a Program Manager and a Financial Analyst.

Estimated useful life - 18 years.

With the adoption of the 2024 Capital Budget, Council authorizes a first charge of up to $38.0 million in 2024 or prior to the adoption of the 2025 capital budget.

On March 22, 2023, Council authorized a first charge of up to $31.0 million in 2023 or prior to the adoption of the 2024 capital budget.

* N/A - No amounts have been included in the "Previous Budgets" due to this program's on-going nature.

Surplus funds will automatically be transferred to the following year's Transition to Zero Emission Buses program budget.

** The projection of the number of buses included in the budget is provided as an estimate only and is subject to change as the price per bus and model selected is based on a number of factors. These factors include the movement in the Statistics Canada Monthly Industrial Product Price Index which is influenced by the fluctuation in the Canadian currency and inflation, the timing of order placement in relation to the budget approval, operational requirements and changes to technology or product development.

On April 29, 2021, Council approved this project be submitted for consideration to the Investing in Canada Infrastructure Program (ICIP) funding. Delivery of the project was contingent on receiving approval under this program. In November 2022, the City received notification that this project was approved for funding under the ICIP.

Operating costs reflect the estimated net amount of savings in diesel fuel and maintenance, offset by added costs from incremental salaries, maintenance and other expenses needed to support the new zero emission fleet. This project will require 5.3 additional operating full-time equivalents to maintain the new infrastructure. These amounts have not yet been reviewed by Council and are subject to change during future budget processes.

Future operating budget impacts, following project completion, may need to be adjusted.

Project Name: **Southwest Rapid Transitway (Stage 2) and Pembina Highway Underpass**

Standing Policy Committee: Public Works

Department: Transit
Project: 4230010524

Service: Public Transit
OurWinnipeg: City Building

| AUTHORIZATION | Previous Budgets | 2024 Estimate | FORECAST 2025 | 2026 | 2027 | 2028 | 2029 | Five-Year Forecast Total | Six-Year Total |
|---|---|---|---|---|---|---|---|---|---|
| Project Costs ($000's) | - | - | - | - | - | - | - | - | - |
| Financed by: | | | | | | | | | |
| Southwest Rapid Transitway (Stage 2) and Pembina Highway Underpass Payment Reserve | | 13,865 | 13,994 | 14,362 | 14,029 | 14,408 | 14,365 | 71,158 | 85,023 |
| P3 Annual Service / Financing Payments (City) | | (13,194) | (13,323) | (13,691) | (13,358) | (13,737) | (13,693) | (67,802) | (80,996) |
| External Debt Annual Service Payments (City) | | (671) | (671) | (671) | (671) | (671) | (672) | (3,356) | (4,027) |

| CASH FLOW | 2024 | 2025 | 2026 | 2027 | 2028 | 2029 | Beyond 2029 | Total |
|---|---|---|---|---|---|---|---|---|
| Project Costs ($000's) | 13,865 | 13,994 | 14,362 | 14,029 | 14,408 | 14,365 | 322,815 | 407,838 |
| Financed by: | | | | | | | | |
| Southwest Rapid Transitway (Stage 2) and Pembina Highway Underpass Payment Reserve | 13,865 | 13,994 | 14,362 | 14,029 | 14,408 | 14,365 | 322,815 | 407,838 |

| NET OPERATING IMPACT ($000's) | 2024 | 2025 | 2026 | 2027 | 2028 | 2029 |
|---|---|---|---|---|---|---|
| Operating costs | | | | | | |
| Debt and finance charges | | | | | | |
| Transfer to General Capital Fund | | | | | | |
| **Total Direct Costs** | - | - | - | - | - | - |
| Less: Incremental Revenue/Recovery | | | | | | |
| **Net Cost/(Benefit)** | - | - | - | - | - | - |
| **Incremental Full Time Equivalent Positions** | - | - | - | - | - | - |

Class Estimate: Not applicable

Strategic Priority Action Plan alignment: None

The Southwest Rapid Transitway (Stage 2) and Pembina Highway Underpass (SWRT) was approved by Council on June 25, 2014, using a Public Private Partnership (P3) approach and the transitway opened on April 12, 2020.

The City will make on-going lease payments to Plenary Roads Winnipeg Transitway LP (PRW) extending until 2049. These payments are required under a 30-year contract with PRW and cover the remaining capital cost of the Transitway as well as on-going maintenance.

There are significant provisions in the contract to ensure the City's specifications are met and the facility is returned to the City in good condition at the end of the contract. Costs associated with monitoring this contract, including the salary recovery of the Senior Project Review/P3 Specialist and other P3 costs are also included in this budget. Non-performance deductions may occur where the City's specifications are not met.

A portion of the payment to PRW represents an annual amount dedicated to the maintenance of the Transitway, including long-term rehabilitative costs. This amount is adjusted for changes to the Consumer Price Index on an annual basis.

***Southwest Rapid Transitway (Stage 2) and Pembina Highway Underpass (continued):***

The above annual estimates relate to the maintenance phase of the project and include the authorization for the lease payments, debt servicing, and other charges related to the facility.

On March 22, 2016, Council authorized a first charge of up to 30% of the annual lease payments prior to the adoption of annual capital budget in the event the capital budget is adopted after December 31, in order to facilitate payments on the P3 contract.

In accordance with By-law 8164/2002 where the City's capital budget has not been adopted before January 1 of the year to which the budget is applicable, the Chief Administrative Officer is authorized, before the adoption of the capital budget, to approve expenditures not exceeding 30% of the amount the City of Winnipeg is contractually obligated to pay annually in respect of Public-Private Partnerships, as a first charge against the General Capital Fund.

On April 29, 2021, Council approved that effective January 1, 2024, the funding source for the Southwest Rapid Transitway (Stage 2) and Pembina Highway Underpass Payment Reserve be changed from 10 years of dedicated annual 0.33% property tax increase (2016 - 2025) to eight years (2016 - 2023).

As financing and administration costs are implicit in the lease payments, this project is exempt from the Corporate administration and interest charges.

Project Name: **Heavy Equipment Replacement Program**

Standing Policy Committee: Public Works

Department: Transit
Project: 4210010624

Service: Public Transit
OurWinnipeg: City Building

| AUTHORIZATION | Previous Budgets | 2024 Estimate | FORECAST 2025 | 2026 | 2027 | 2028 | 2029 | Five-Year Forecast Total | Six-Year Total |
|---|---|---|---|---|---|---|---|---|---|
| Project Costs ($000's) | N/A * | 450 | 200 | 200 | 200 | 400 | 676 | 1,676 | 2,126 |
| Financed by: | | | | | | | | | |
| Cash to Capital | | | | | | 400 | 676 | 1,076 | 1,076 |
| Canada Community-Building Fund | | 375 | 175 | | | | | 175 | 550 |
| External Debt | | 75 | 25 | 200 | 200 | | | 425 | 500 |

| CASH FLOW | 2024 | 2025 | 2026 | 2027 | 2028 | 2029 | Beyond 2029 | Total |
|---|---|---|---|---|---|---|---|---|
| Project Costs ($000's) | 450 | 200 | 200 | 200 | 400 | 676 | - | 2,126 |
| Financed by: | | | | | | | | |
| Cash to Capital | | | | | 400 | 676 | | 1,076 |
| Canada Community-Building Fund | 375 | 175 | | | | | | 550 |
| External Debt | 75 | 25 | 200 | 200 | | | | 500 |

| NET OPERATING IMPACT ($000's) | 2024 | 2025 | 2026 | 2027 | 2028 | 2029 |
|---|---|---|---|---|---|---|
| Operating costs | | | | | | |
| Debt and finance charges | 3 | 8 | 19 | 38 | 48 | 48 |
| Transfer to General Capital Fund | | | | | 400 | 676 |
| **Total Direct Costs** | 3 | 8 | 19 | 38 | 448 | 724 |
| Less: Incremental Revenue/Recovery | 7 | 3 | 7 | 7 | 13 | 22 |
| **Net Cost/(Benefit)** | (4) | 5 | 12 | 31 | 435 | 702 |
| **Incremental Full Time Equivalent Positions** | - | - | - | - | - | - |

Class Estimate: Not applicable, as this is a program

Strategic Priority Action Plan alignment: None

The Heavy Equipment Replacement Program will replace outdated and aged heavy and specialized equipment throughout Transit. This will minimize equipment and bus downtime, and ensure services are able to be provided in a timely and efficient manner. Equipment in 2024 may include, but is not limited to, a wheel loader and other heavy equipment. Project list and timing is subject to change due to operational requirements and unexpected urgent needs.

* N/A - No amounts have been included in the "Previous Budgets" due to this program's on-going nature.

Project Name: **Hoist Replacement at Fort Rouge Garage**

Standing Policy Committee: Public Works

Department: Transit
Project: 4210010424

Service: Public Transit
OurWinnipeg: City Building

| AUTHORIZATION | Previous Budgets | 2024 Estimate | FORECAST 2025 | 2026 | 2027 | 2028 | 2029 | Five-Year Forecast Total | Six-Year Total |
|---|---|---|---|---|---|---|---|---|---|
| Project Costs ($000's) | N/A * | 2,992 | 3,991 | 3,597 | - | - | - | 7,588 | 10,580 |
| Financed by: | | | | | | | | | |
| Canada Community-Building Fund | | 2,867 | 3,841 | 3,472 | | | | 7,313 | 10,180 |
| External Debt | | 125 | 150 | 125 | | | | 275 | 400 |

| CASH FLOW | 2024 | 2025 | 2026 | 2027 | 2028 | 2029 | Beyond 2029 | Total |
|---|---|---|---|---|---|---|---|---|
| Project Costs ($000's) | 2,992 | 3,991 | 3,597 | - | - | - | - | 10,580 |
| Financed by: | | | | | | | | |
| Canada Community-Building Fund | 2,867 | 3,841 | 3,472 | | | | | 10,180 |
| External Debt | 125 | 150 | 125 | | | | | 400 |

| NET OPERATING IMPACT ($000's) | 2024 | 2025 | 2026 | 2027 | 2028 | 2029 |
|---|---|---|---|---|---|---|
| Operating costs | | | | | | |
| Debt and finance charges | 6 | 19 | 32 | 38 | 38 | 38 |
| Transfer to General Capital Fund | | | | | | |
| **Total Direct Costs** | 6 | 19 | 32 | 38 | 38 | 38 |
| Less: Incremental Revenue/Recovery | 40 | 53 | 47 | | | |
| **Net Cost/(Benefit)** | (34) | (34) | (15) | 38 | 38 | 38 |
| **Incremental Full Time Equivalent Positions** | - | - | - | - | - | - |

Class Estimate: Not applicable, as this is a program

Strategic Priority Action Plan alignment: None

All 38 in-ground hoists found in the Fort Rouge Garage maintenance shop require replacement due to deterioration and age, inefficient and outdated designs, and to ensure compliance with new hoist codes and standards. Work over the next several years will focus on Phases 4 through 6 of the program and the replacement of 21 hoists. Project list and timing is subject to change due to operational requirements and unexpected urgent needs.

On March 22, 2023, Council authorized a first charge of up to $2.992 million in 2023 or prior to the adoption of the 2024 capital budget.

* N/A - No amounts have been included in the "Previous Budgets" due to this program's on-going nature.

Project Name: **Land Acquisition**

Standing Policy Committee: Public Works

Department: Transit
Project: 4210010824

Service: Public Transit
OurWinnipeg: City Building

| AUTHORIZATION | Previous Budgets | 2024 Estimate | FORECAST 2025 | 2026 | 2027 | 2028 | 2029 | Five-Year Forecast Total | Six-Year Total |
|---|---|---|---|---|---|---|---|---|---|
| Project Costs ($000's) | N/A * | 420 | - | - | - | - | - | - | 420 |
| Financed by: | | | | | | | | | |
| Transfer from Prior Year Authorization | | 420 | | | | | | - | 420 |

| CASH FLOW | 2024 | 2025 | 2026 | 2027 | 2028 | 2029 | Beyond 2029 | Total |
|---|---|---|---|---|---|---|---|---|
| Project Costs ($000's) | 420 | - | - | - | - | - | - | 420 |
| Financed by: | | | | | | | | |
| Transfer from Prior Year Authorization | 420 | | | | | | | 420 |

| NET OPERATING IMPACT ($000's) | 2024 | 2025 | 2026 | 2027 | 2028 | 2029 |
|---|---|---|---|---|---|---|
| Operating costs | | | | | | |
| Debt and finance charges | | | | | | |
| Transfer to General Capital Fund | | | | | | |
| **Total Direct Costs** | - | - | - | - | - | - |
| Less: Incremental Revenue/Recovery | 14 | | | | | |
| **Net Cost/(Benefit)** | (14) | - | - | - | - | - |
| **Incremental Full Time Equivalent Positions** | - | - | - | - | - | - |

Class Estimate: Not applicable, as this is a program

Strategic Priority Action Plan alignment: None

This program will fund properties acquisitions and related expenses needed to advance Transit strategies, plans and initiatives including the Winnipeg Transit Master Plan.

Funding includes $420,000 rebudgeted from 2019 adopted capital - see Appendix 4.

* N/A - No amounts have been included in the "Previous Budgets" due to this program's ongoing nature.

Project Name: **Administration and Control Centre Radio Replacement**

Standing Policy Committee: Public Works

Department: Transit
Project: 4210010724

Service: Public Transit
OurWinnipeg: City Building

| AUTHORIZATION | Previous Budgets | 2024 Estimate | FORECAST 2025 | 2026 | 2027 | 2028 | 2029 | Five-Year Forecast Total | Six-Year Total |
|---|---|---|---|---|---|---|---|---|---|
| Project Costs ($000's) | N/A * | 458 | - | - | - | - | - | - | 458 |
| Financed by: | | | | | | | | | |
| Transfer from Prior Year Authorization | | 458 | | | | | | - | 458 |

| CASH FLOW | 2024 | 2025 | 2026 | 2027 | 2028 | 2029 | Beyond 2029 | Total |
|---|---|---|---|---|---|---|---|---|
| Project Costs ($000's) | 458 | - | - | - | - | - | - | 458 |
| Financed by: | | | | | | | | |
| Transfer from Prior Year Authorization | 458 | | | | | | | 458 |

| NET OPERATING IMPACT ($000's) | 2024 | 2025 | 2026 | 2027 | 2028 | 2029 |
|---|---|---|---|---|---|---|
| Operating costs | | | | | | |
| Debt and finance charges | | | | | | |
| Transfer to General Capital Fund | | | | | | |
| **Total Direct Costs** | - | - | - | - | - | - |
| Less: Incremental Revenue/Recovery | 15 | | | | | |
| **Net Cost/(Benefit)** | (15) | - | - | - | - | - |
| **Incremental Full Time Equivalent Positions** | - | - | - | - | - | - |

Class Estimate: Not applicable, as this is a program

Strategic Priority Action Plan alignment: None

The Administration and Control Centre Radio Replacement program will replace Transit's aging and obsolete administrative radio system including the replacement of mobile radios in Transit (non-bus) vehicles, portable radios used by Transit employees, and replace the existing Transit Control Centre communication consoles with new modern digital consoles.

Funding includes $458,000 rebudgeted from 2019 adopted capital - see Appendix 4.

* N/A - No amounts have been included in the "Previous Budgets" due to this program's ongoing nature.

Project Name: **Winnipeg Transit Master Plan Design and Implementation (formerly Winnipeg Transit Master Plan Implementation, Planning & Design)**

Standing Policy Committee: Public Works

Department: Transit
Project: 4230010624

Service: Public Transit
OurWinnipeg: City Building

| AUTHORIZATION | Previous Budgets | 2024 Estimate | FORECAST 2025 | 2026 | 2027 | 2028 | 2029 | Five-Year Forecast Total | Six-Year Total |
|---|---|---|---|---|---|---|---|---|---|
| Project Costs ($000's) | N/A * | 733 | 250 | 250 | 250 | 400 | 250 | 1,400 | 2,133 |
| Financed by: | | | | | | | | | |
| Cash to Capital | | | | | | 400 | 250 | 650 | 650 |
| Canada Community-Building Fund | | 200 | 200 | 200 | | | | 400 | 600 |
| External Debt | | | 50 | 50 | 250 | | | 350 | 350 |
| Transfer from Prior Year Authorization | | 533 | | | | | | - | 533 |

| CASH FLOW | 2024 | 2025 | 2026 | 2027 | 2028 | 2029 | Beyond 2029 | Total |
|---|---|---|---|---|---|---|---|---|
| Project Costs ($000's) | 733 | 250 | 250 | 250 | 400 | 250 | - | 2,133 |
| Financed by: | | | | | | | | |
| Cash to Capital | | | | | 400 | 250 | | 650 |
| Canada Community-Building Fund | 200 | 200 | 200 | | | | | 600 |
| External Debt | | 50 | 50 | 250 | | | | 350 |
| Transfer from Prior Year Authorization | 533 | | | | | | | 533 |

| NET OPERATING IMPACT ($000's) | 2024 | 2025 | 2026 | 2027 | 2028 | 2029 |
|---|---|---|---|---|---|---|
| Operating costs | | | | | | |
| Debt and finance charges | | 6 | 17 | 52 | 82 | 82 |
| Transfer to General Capital Fund | | | | | 400 | 250 |
| **Total Direct Costs** | - | 6 | 17 | 52 | 482 | 332 |
| Less: Incremental Revenue/Recovery | 20 | 4 | 4 | 8 | 13 | 8 |
| **Net Cost/(Benefit)** | (20) | 2 | 13 | 44 | 469 | 324 |
| **Incremental Full Time Equivalent Positions** | - | - | - | - | - | - |

Class Estimate: Not applicable, as this is a program

Strategic Priority Action Plan alignment:

4.4 Accelerate implementation of the Winnipeg Transit Master Plan

This program will support the Winnipeg Transit Master Plan's complete redesign of the transit network city-wide and provide both operational and informational technology planning, design and implementation resources as well as site works, construction and minor land acquisitions as required. This program will also provide the design, planning and other preparatory activities related to the accessibility upgrades previously included in the Accessibility Program and a fare collection strategy. Project list and timing is subject to change due to operational requirements and unexpected urgent needs.

Includes 3 temporary capital funded full-time equivalent positions - 1 Software Developer, 1 Scheduler, and 1 Project Manager.

Future operating budget impacts, following project completion, may need to be adjusted.

Funding includes $533,000 rebudgeted from previously adopted capital - see Appendix 4.

* N/A - No amounts have been included in the "Previous Budgets" due to this program's ongoing nature.

Project Name: **Radios and Intelligent Transportation Systems Replacement**

Standing Policy Committee: Public Works

Department: Transit
Project: 4210001324

Service: Public Transit
OurWinnipeg: City Building

| AUTHORIZATION | Previous Budgets | 2024 Estimate | FORECAST 2025 | 2026 | 2027 | 2028 | 2029 | Five-Year Forecast Total | Six-Year Total |
|---|---|---|---|---|---|---|---|---|---|
| Project Costs ($000's) | N/A* | 17,013 | 266 | - | - | - | - | 266 | 17,279 |
| Financed by: | | | | | | | | | |
| Investing in Canada Infrastructure Program (Federal Government) | | 5,390 | | | | | | - | 5,390 |
| Investing in Canada Infrastructure Program (Provincial Government) | | 4,493 | | | | | | - | 4,493 |
| External Debt | | 7,130 | 266 | | | | | 266 | 7,396 |

| CASH FLOW | 2024 | 2025 | 2026 | 2027 | 2028 | 2029 | Beyond 2029 | Total |
|---|---|---|---|---|---|---|---|---|
| Project Costs ($000's) | 17,013 | 266 | - | - | - | - | - | 17,279 |
| Financed by: | | | | | | | | |
| Investing in Canada Infrastructure Program (Federal Government) | 5,390 | | | | | | | 5,390 |
| Investing in Canada Infrastructure Program (Provincial Government) | 4,493 | | | | | | | 4,493 |
| External Debt | 7,130 | 266 | | | | | | 7,396 |

| NET OPERATING IMPACT ($000's) | 2024 | 2025 | 2026 | 2027 | 2028 | 2029 |
|---|---|---|---|---|---|---|
| Operating costs | | | 408 | 554 | 568 | 582 |
| Debt and finance charges | 445 | 919 | 937 | 937 | 937 | 937 |
| Transfer to General Capital Fund | | | | | | |
| **Total Direct Costs** | 445 | 919 | 1,345 | 1,491 | 1,505 | 1,519 |
| Less: Incremental Revenue/Recovery | 243 | 9 | - | - | - | - |
| **Net Cost/(Benefit)** | 202 | 910 | 1,345 | 1,491 | 1,505 | 1,519 |
| **Incremental Full Time Equivalent Positions** | - | - | 2.10 | 4.20 | 4.20 | 4.20 |

Class Estimate: Not applicable, as this is a program

Strategic Priority Action Plan alignment: None

This project will see the replacement of existing bus radio hardware, equipment, and Intelligent Transportation Systems (ITS). The project will include replacement of radios on the entire Transit fleet currently approaching the end of useful life.

Includes 10 temporary capital funded full-time equivalent (FTE) positions - 7 of these are for system development and testing (including 1 Business Analyst, 1 Team Leader, 1 Project Manager, 4 Software Developers), and 3 FTEs for installation (Radio/ITS Installers). In addition, all Transit Investing in Canada Infrastructure Program (ICIP) projects also share 2 temporary positions, a Program Manager and a Financial Analyst.

This project has been approved for funding under the Investing in Canada Infrastructure Program (ICIP).

On March 22, 2023, Council authorized a first charge of up to $1.013 million in 2023 or prior to the adoption of the 2024 capital budget.

***Radios and Intelligent Transportation Systems Replacement (continued):***

Operating costs reflect incremental increase of P25 Radios operating expenditures and fiber optic connection charges, plus salaries to support the new system, partially offset by existing budgeted amounts for radio maintenance. This project will require 4.2 additional operating FTEs to maintain the new infrastructure and are included in the operating budget.

Future operating budget impacts, following project completion, may need to be adjusted.

* N/A - No amounts have been included in the "Previous Budgets" due to this program's on-going nature.

Project Name: **North Garage Replacement**

Standing Policy Committee: Public Works

Department: Transit
Project: 4210000424

Service: Public Transit
OurWinnipeg: City Building

| AUTHORIZATION | Previous Budgets | 2024 Estimate | FORECAST 2025 | 2026 | 2027 | 2028 | 2029 | Five-Year Forecast Total | Six-Year Total |
|---|---|---|---|---|---|---|---|---|---|
| Project Costs ($000's) | 132,564 | 65,319 | 2,183 | - | - | - | - | 2,183 | 67,502 |
| Financed by: | | | | | | | | | |
| Investing in Canada Infrastructure Program (Federal Government) | | 24,857 | 806 | | | | | 806 | 25,663 |
| Investing in Canada Infrastructure Program (Provincial Government) | | 20,711 | 672 | | | | | 672 | 21,383 |
| External Debt | | 19,751 | 705 | | | | | 705 | 20,456 |

| CASH FLOW | 2024 | 2025 | 2026 | 2027 | 2028 | 2029 | Beyond 2029 | Total |
|---|---|---|---|---|---|---|---|---|
| Project Costs ($000's) | 65,319 | 2,183 | - | - | - | - | - | 67,502 |
| Financed by: | | | | | | | | |
| Investing in Canada Infrastructure Program (Federal Government) | 24,857 | 806 | | | | | | 25,663 |
| Investing in Canada Infrastructure Program (Provincial Government) | 20,711 | 672 | | | | | | 21,383 |
| External Debt | 19,751 | 705 | | | | | | 20,456 |

| NET OPERATING IMPACT ($000's) | 2024 | 2025 | 2026 | 2027 | 2028 | 2029 |
|---|---|---|---|---|---|---|
| Operating costs | | | | | 3,615 | 3,691 |
| Debt and finance charges | 192 | 390 | 397 | 1,321 | | |
| Transfer to General Capital Fund | | | | | | |
| **Total Direct Costs** | 192 | 390 | 397 | 1,321 | 3,615 | 3,691 |
| Less: Incremental Revenue/Recovery | | | | | | |
| **Net Cost/(Benefit)** | 192 | 390 | 397 | 1,321 | 3,615 | 3,691 |
| **Incremental Full Time Equivalent Positions** | - | - | - | - | 28.50 | 28.50 |

Class Estimate: See table below

| | 2024 | 2025 | 2026 | 2027 | 2028 | 2029 |
|---|---|---|---|---|---|---|
| **Class Estimate** | **5** | **5** | | | | |
| **Authorization ($000's)** | | | | | | |
| Detailed Design & Construction | 65,319 | 2,183 | | | | |

Strategic Priority Action Plan alignment: None

The proposed project will see the replacement of Winnipeg Transit's existing North Garage, currently located at 1520 Main Street, to a new location. The project includes the development of an energy efficient bus storage and maintenance facility with increased bus capacity, designed to facilitate the transition to a zero-emission bus fleet.

***North Garage Replacement (continued):***

Includes 1 temporary capital funded full-time equivalent (FTE) Project Manager position. In addition, all Transit Investing in Canada Infrastructure Program (ICIP) projects share 2 temporary positions, a Program Manager and a Financial Analyst. This project will also contribute towards the salary, benefits, support and office costs for the Chief Construction Officer in 2024 and 2025.

Major benefits of replacing the North Garage include:

• Support the transition to a zero-emission bus fleet

• Maintain essential level of service

• Improve bus storage capacity

• Improve health and safety of staff

Significant risks of constructing the project:

• Acquisition of land

• Resource availability

• Change in market conditions

• Funding agreement approvals/delays

Significant risks of not constructing or deferring the project:

• Inability to meet new / updated building regulations

• Inability to maintain essential level of service

• Inability to accommodate future growth

On April 29, 2021, Council approved this project be submitted for consideration to the Investing in Canada Infrastructure Program (ICIP) funding. Delivery of the project was contingent on receiving approval under this program. In December 2022, the City received notification that this project was approved for funding under the ICIP.

A class 3 estimate will be achieved prior to construction beginning.

Standard corporate and departmental administrative charges have not been applied to this major capital project.

Operating costs reflect the estimated incremental amounts for the new garage including utilities, building maintenance, and salaries. These amounts have not yet been reviewed by Council and are subject to change during future budget processes. This project will require 28.5 additional operating FTEs to maintain the new infrastructure.

Future operating budget impacts, following project completion, may need to be adjusted.

Project Name: **Primary Transit Network Infrastructure**

Standing Policy Committee: Public Works

Department: Transit
Project: 4230020125

Service: Public Transit
OurWinnipeg: City Building

| AUTHORIZATION | Previous Budgets | 2024 Estimate | FORECAST 2025 | 2026 | 2027 | 2028 | 2029 | Five-Year Forecast Total | Six-Year Total |
|---|---|---|---|---|---|---|---|---|---|
| Project Costs ($000's) | N/A * | - | 6,864 | 13,536 | - | - | - | 20,400 | 20,400 |
| Financed by: | | | | | | | | | |
| Investing in Canada Infrastructure Program (Federal Government) | | | 2,478 | 4,788 | | | | 7,266 | 7,266 |
| Investing in Canada Infrastructure Program (Provincial Government) | | | 2,114 | 3,990 | | | | 6,104 | 6,104 |
| External Debt | | | 2,272 | 4,758 | | | | 7,030 | 7,030 |

| CASH FLOW | 2024 | 2025 | 2026 | 2027 | 2028 | 2029 | Beyond 2029 | Total |
|---|---|---|---|---|---|---|---|---|
| Project Costs ($000's) | - | 6,864 | 13,536 | - | - | - | - | 20,400 |
| Financed by: | | | | | | | | |
| Investing in Canada Infrastructure Program (Federal Government) | | 2,478 | 4,788 | | | | | 7,266 |
| Investing in Canada Infrastructure Program (Provincial Government) | | 2,114 | 3,990 | | | | | 6,104 |
| External Debt | | 2,272 | 4,758 | | | | | 7,030 |

| NET OPERATING IMPACT ($000's) | 2024 | 2025 | 2026 | 2027 | 2028 | 2029 |
|---|---|---|---|---|---|---|
| Operating costs | | | | | | |
| Debt and finance charges | | 97 | 373 | 512 | 512 | 512 |
| Transfer to General Capital Fund | | | | | | |
| **Total Direct Costs** | - | 97 | 373 | 512 | 512 | 512 |
| Less: Incremental Revenue/Recovery | | 131 | 195 | | | |
| **Net Cost/(Benefit)** | - | (34) | 178 | 512 | 512 | 512 |
| **Incremental Full Time Equivalent Positions** | - | - | - | - | - | - |

Class Estimate: Not applicable, as this is a program

Strategic Priority Action Plan alignment: 4.4 Accelerate implementation of the Winnipeg Transit Master Plan

The Primary Transit Network Infrastructure program will support the Winnipeg Transit Master Plan complete redesign of the transit network city-wide. In the proposed new transit network, several new routes will require dedicated bus loops, stations, mobility hubs, comfort stations for bus operators, and new traffic signals where buses/ riders will be turning onto or crossing major arterial streets. This program includes public engagement, communications, and marketing to ensure Winnipeg Transit customers and the broader public are aware and can provide input on the proposed changes and their impacts. The program also funds installation and removal of bus stop signs and other similar elements required to transition the city-wide transit network.

Projects within the program include $2.4 million towards active transportation improvements that provide connectivity to transit routes and rapid transit stations and may include phase two of the Northwest Hydro Corridor Active Transportation Project. Project list and timing is subject to change due to operational requirements and unexpected urgent needs.

Includes 1 temporary capital funded full-time equivalent Project Manager position. In addition, all Transit Investing in Canada Infrastructure Program (ICIP) projects share 2 temporary positions, a Program Manager and a Financial Analyst.

***Primary Transit Network Infrastructure (continued):***

With the adoption of the 2024 Capital Budget, Council authorizes a first charge of up to $6.864 million in 2024 or prior to the adoption of the 2025 capital budget.

This program has been approved for funding under the Investing in Canada Infrastructure Program.

Future operating budget impacts, following project completion, may need to be adjusted.

* N/A - No amounts have been included in the "Previous Budgets" due to this program's on-going nature.

Project Name: **Rapid Transit (Downtown Corridors) Preliminary Design**

Standing Policy Committee: Public Works

Department: Transit
Project: 4230010625

Service: Public Transit
OurWinnipeg: City Building

| AUTHORIZATION | Previous Budgets | 2024 Estimate | FORECAST 2025 | 2026 | 2027 | 2028 | 2029 | Five-Year Forecast Total | Six-Year Total |
|---|---|---|---|---|---|---|---|---|---|
| Project Costs ($000's) | - | - | 1,193 | 5,807 | - | - | - | 7,000 | 7,000 |
| Financed by: | | | | | | | | | |
| Investing in Canada Infrastructure Program (Federal Government) | | | 452 | 2,208 | | | | 2,660 | 2,660 |
| Investing in Canada Infrastructure Program (Provincial Government) | | | 376 | 1,840 | | | | 2,216 | 2,216 |
| External Debt | | | 365 | 1,759 | | | | 2,124 | 2,124 |

| CASH FLOW | 2024 | 2025 | 2026 | 2027 | 2028 | 2029 | Beyond 2029 | Total |
|---|---|---|---|---|---|---|---|---|
| Project Costs ($000's) | - | 1,193 | 5,807 | - | - | - | - | 7,000 |
| Financed by: | | | | | | | | |
| Investing in Canada Infrastructure Program (Federal Government) | | 452 | 2,208 | | | | | 2,660 |
| Investing in Canada Infrastructure Program (Provincial Government) | | 376 | 1,840 | | | | | 2,216 |
| External Debt | | 365 | 1,759 | | | | | 2,124 |

| NET OPERATING IMPACT ($000's) | 2024 | 2025 | 2026 | 2027 | 2028 | 2029 |
|---|---|---|---|---|---|---|
| Operating costs | | | | | | |
| Debt and finance charges | | 42 | 288 | 500 | 500 | 500 |
| Transfer to General Capital Fund | | | | | | |
| **Total Direct Costs** | - | 42 | 288 | 500 | 500 | 500 |
| Less: Incremental Revenue/Recovery | | 22 | 108 | | | |
| **Net Cost/(Benefit)** | - | 20 | 180 | 500 | 500 | 500 |
| **Incremental Full Time Equivalent Positions** | - | - | - | - | - | - |

Class Estimate: 5

Strategic Priority Action Plan alignment: 4.4 Accelerate implementation of the Winnipeg Transit Master Plan

The Winnipeg Transit Master Plan has identified and prioritized the future rapid transit corridors that will support a 25-year vision for Winnipeg Transit. This preliminary design will define the project scope, alignment and a design that will support a class 3 estimate for the proposed downtown corridors.

Includes 1 temporary capital funded full-time equivalent Project Manager position. In addition, all Transit Investing in Canada Infrastructure Program (ICIP) projects share 2 temporary positions, a Program Manager and a Financial Analyst.

This project has been approved for funding under the Investing in Canada Infrastructure Program.

Project Name: **Wheelchair Securements Retro-fit**

Standing Policy Committee: Public Works

Department: Transit
Project: 4210001225

Service: Public Transit
OurWinnipeg: City Building

| AUTHORIZATION | Previous Budgets | 2024 Estimate | FORECAST 2025 | 2026 | 2027 | 2028 | 2029 | Five-Year Forecast Total | Six-Year Total |
|---|---|---|---|---|---|---|---|---|---|
| Project Costs ($000's) | - | - | 9,625 | 4,125 | - | - | - | 13,750 | 13,750 |
| Financed by: | | | | | | | | | |
| Investing in Canada Infrastructure Program (Federal Government) | | | 3,224 | 1,382 | | | | 4,606 | 4,606 |
| Investing in Canada Infrastructure Program (Provincial Government) | | | 2,687 | 1,151 | | | | 3,838 | 3,838 |
| External Debt | | | 3,714 | 1,592 | | | | 5,306 | 5,306 |

| CASH FLOW | 2024 | 2025 | 2026 | 2027 | 2028 | 2029 | Beyond 2029 | Total |
|---|---|---|---|---|---|---|---|---|
| Project Costs ($000's) | - | 9,625 | 4,125 | - | - | - | - | 13,750 |
| Financed by: | | | | | | | | |
| Investing in Canada Infrastructure Program (Federal Government) | | 3,224 | 1,382 | | | | | 4,606 |
| Investing in Canada Infrastructure Program (Provincial Government) | | 2,687 | 1,151 | | | | | 3,838 |
| External Debt | | 3,714 | 1,592 | | | | | 5,306 |

| NET OPERATING IMPACT ($000's) | 2024 | 2025 | 2026 | 2027 | 2028 | 2029 |
|---|---|---|---|---|---|---|
| Operating costs | | | | | 50 | 51 |
| Debt and finance charges | | 173 | 425 | 502 | 502 | 502 |
| Transfer to General Capital Fund | | | | | | |
| **Total Direct Costs** | | 173 | 425 | 502 | 552 | 553 |
| Less: Incremental Revenue/Recovery | | 174 | 83 | | | |
| **Net Cost/(Benefit)** | - | (1) | 342 | 502 | 552 | 553 |
| **Incremental Full Time Equivalent Positions** | - | - | - | - | 0.50 | 0.50 |

Class Estimate: 5

Strategic Priority Action Plan alignment: None

This program will support the retro fit of wheelchair securements on existing buses purchased before 2021.

Beginning in 2021, all new buses received will be equipped with wheelchair securements that will meet the Accessibility for Manitobans Act (AMA) regulations. The AMA is proposed provincial legislation which mandates accessibility regulations that are not elective and must be met. The transportation regulations themselves are currently in development, and are expected to be issued soon.

This retrofit project, in addition to making the ride safer for all passengers including the most vulnerable, would allow customers to use both Winnipeg Transit Plus and conventional transit together to complete a trip. This approach is expected to provide more independence and flexibility for customers.

Includes 4 temporary capital funded full-time equivalent positions including 1 Project Manager, 1 Bus Exterior Repairer, 1 Mechanic Helper, and 1 Mechanic. In addition, all Transit Investing in Canada Infrastructure Program (ICIP) projects share 2 temporary positions, a Program Manager and a Financial Analyst.

***Wheelchair Securements Retro-fit (continued):***

With the adoption of the 2024 Capital Budget, Council authorizes a first charge of up to $500,000 in 2024 or prior to the adoption of the 2025 capital budget.

Operating costs reflect incremental increase of 0.5 additional operating FTEs to maintain and servince the new securements. This amount has not yet been reviewed by Council and is subject to change during future budget processes.

This project has been approved for funding under the Investing in Canada Infrastructure Program.

Future operating budget impacts, following project completion, may need to be adjusted.

Project Name: **Automatic Fare Collection System**

Standing Policy Committee: Public Works

Department: Transit
Project: 4230001424

Service: Public Transit
OurWinnipeg: City Building

| AUTHORIZATION | Previous Budgets | 2024 Estimate | FORECAST 2025 | 2026 | 2027 | 2028 | 2029 | Five-Year Forecast Total | Six-Year Total |
|---|---|---|---|---|---|---|---|---|---|
| Project Costs ($000's) | - | 6,500 | - | - | - | - | - | - | 6,500 |
| Financed by: | | | | | | | | | |
| External Debt | | 58 | | | | | | - | 58 |
| Transfer from Prior Year Authorization | | 6,442 | | | | | | - | 6,442 |

| CASH FLOW | 2024 | 2025 | 2026 | 2027 | 2028 | 2029 | Beyond 2029 | Total |
|---|---|---|---|---|---|---|---|---|
| Project Costs ($000's) | 6,500 | - | - | - | - | - | - | 6,500 |
| Financed by: | | | | | | | | |
| External Debt | 58 | | | | | | | 58 |
| Transfer from Prior Year Authorization | 6,442 | | | | | | | 6,442 |

| NET OPERATING IMPACT ($000's) | 2024 | 2025 | 2026 | 2027 | 2028 | 2029 |
|---|---|---|---|---|---|---|
| Operating costs | | | | | 128 | 138 |
| Debt and finance charges | 7 | 13 | 13 | 13 | 13 | 5 |
| Transfer to General Capital Fund | | | | | | |
| **Total Direct Costs** | 7 | 13 | 13 | 13 | 141 | 143 |
| Less: Incremental Revenue/Recovery | 82 | | | | | |
| **Net Cost/(Benefit)** | (75) | 13 | 13 | 13 | 141 | 143 |
| **Incremental Full Time Equivalent Positions** | - | - | - | - | - | - |

Class Estimate: 5

Strategic Priority Action Plan alignment: None

This project includes the upgrade/renewal of fare collection technology enabling a variety of options for fare payment.

Includes 2 temporary capital funded full-time equivalent positions - 1 Project Leader, and 1 Programmer Analyst.

Future operating budget impacts, following project completion, may need to be adjusted.

Funding includes $6.442 million rebudgeted from 2023 Transit Plus In-House Service (funded by Canada Community-Building Fund) - see Appendix 4.

Project Name: **Safety Shield Extensions**

Standing Policy Committee: Public Works

Department: Transit
Project: 4210010824

Service: Public Transit
OurWinnipeg: Environmental Resilience

| AUTHORIZATION | Previous Budgets | 2024 Estimate | FORECAST 2025 | 2026 | 2027 | 2028 | 2029 | Five-Year Forecast Total | Six-Year Total |
|---|---|---|---|---|---|---|---|---|---|
| Project Costs ($000's) | - | 2,726 | - | - | - | - | - | - | 2,726 |
| Financed by: | | | | | | | | | |
| Province of Manitoba Strategic Infrastructure Funding | | 2,184 | | | | | | - | 2,184 |
| External Debt | | 542 | | | | | | - | 542 |

| CASH FLOW | 2024 | 2025 | 2026 | 2027 | 2028 | 2029 | Beyond 2029 | Total |
|---|---|---|---|---|---|---|---|---|
| Project Costs ($000's) | 2,726 | - | - | - | - | - | - | 2,726 |
| Financed by: | | | | | | | | |
| Province of Manitoba Strategic Infrastructure Funding | 2,184 | | | | | | | 2,184 |
| External Debt | 542 | | | | | | | 542 |

| NET OPERATING IMPACT ($000's) | 2024 | 2025 | 2026 | 2027 | 2028 | 2029 |
|---|---|---|---|---|---|---|
| Operating costs | | | | | | |
| Debt and finance charges | 25 | 50 | 50 | 50 | 50 | 50 |
| Transfer to General Capital Fund | | | | | | |
| **Total Direct Costs** | 25 | 50 | 50 | 50 | 50 | 50 |
| Less: Incremental Revenue/Recovery | 45 | | | | | |
| **Net Cost/(Benefit)** | (20) | 50 | 50 | 50 | 50 | 50 |
| **Incremental Full Time Equivalent Positions** | - | - | - | - | - | - |

Class Estimate: Not applicable, as this is a program

Strategic Priority Action Plan alignment: None

This project includes the retro-fit of Transit's existing bus fleet with installation of extensions to the existing operator shields.

Includes 3 temporary capital funded full-time equivalent Body Repairer positions.

Project Name: **Shoal Lake Aqueduct Condition Assessment and Rehabilitation**

Standing Policy Committee: Water, Waste and Environment

Department: Water and Waste
Project: 2003000624

Service: Water
OurWinnipeg: Environmental Resilience

| AUTHORIZATION | Previous Budgets | 2024 Estimate | FORECAST 2025 | 2026 | 2027 | 2028 | 2029 | Five-Year Forecast Total | Six-Year Total |
|---|---|---|---|---|---|---|---|---|---|
| Project Costs ($000's) | N/A * | 1,000 | 5,850 | 7,100 | 650 | 500 | 2,400 | 16,500 | 17,500 |
| Financed by: | | | | | | | | | |
| Retained Earnings | | 1,000 | 5,850 | 7,100 | 650 | 500 | 2,400 | 16,500 | 17,500 |

| CASH FLOW | 2024 | 2025 | 2026 | 2027 | 2028 | 2029 | Beyond 2029 | Total |
|---|---|---|---|---|---|---|---|---|
| Project Costs ($000's) | 1,000 | 5,850 | 7,100 | 650 | 500 | 2,400 | - | 17,500 |
| Financed by: | | | | | | | | |
| Retained Earnings | 1,000 | 5,850 | 7,100 | 650 | 500 | 2,400 | | 17,500 |

| NET OPERATING IMPACT ($000's) | 2024 | 2025 | 2026 | 2027 | 2028 | 2029 |
|---|---|---|---|---|---|---|
| Operating costs | | | | | | |
| Debt and finance charges | | | | | | |
| Transfer to General Capital Fund | | | | | | |
| **Total Direct Costs** | - | - | - | - | - | - |
| Less: Incremental Revenue/Recovery | | | | | | |
| **Net Cost/(Benefit)** | - | - | - | - | - | - |
| **Incremental Full Time Equivalent Positions** | - | - | - | - | - | - |

Class Estimate: Not applicable, as this is a program

Strategic Priority Action Plan alignment: None

The Shoal Lake Aqueduct (SLA), which has been in continuous service since 1919, delivers water to Winnipeg from Shoal Lake, a distance of 156 kilometers (97 miles).

Funds are for condition assessment and rehabilitation work identified through on-going monitoring and inspection programs. Work identified to date includes rehabilitation of the aqueduct pipe, berm, and underdrain system, rehabilitation of the drainage siphons crossing under the aqueduct, vegetation management, and the rehabilitation/replacement of select boathouses, overflow structures, bar screens, vent pipes, manholes, culverts, ditches, and bridging structures.

The projects within this program are as follows: Procurement of aerial imagery along the SLA, procurement of a new inflatable rubber dam, rehabilitation/replacement of SLA manholes, SLA condition assessment, SLA repairs & rehabilitation, and tree removal on the north side of the SLA.

The project list above is in alphabetical order and timing is subject to change due to risk-based reprioritization.

The expected life of the assets is 40 years.

Individual projects within this program will be revised to class 3 estimates through preliminary engineering prior to construction.

* N/A - No amounts have been included in the "Previous Budgets" due to this program's on-going nature.

Project Name: **Shoal Lake Aqueduct Intake Facility Rehabilitation**

Standing Policy Committee: Water, Waste and Environment

Department: Water and Waste
Project: 2012000225

Service: Water
OurWinnipeg: Environmental Resilience

| AUTHORIZATION | Previous Budgets | 2024 Estimate | FORECAST 2025 | 2026 | 2027 | 2028 | 2029 | Five-Year Forecast Total | Six-Year Total |
|---|---|---|---|---|---|---|---|---|---|
| Project Costs ($000's) | N/A * | - | 850 | - | 4,050 | - | 970 | 5,870 | 5,870 |
| Financed by: | | | | | | | | | |
| Retained Earnings | | | 850 | | 4,050 | | 970 | 5,870 | 5,870 |

| CASH FLOW | 2024 | 2025 | 2026 | 2027 | 2028 | 2029 | Beyond 2029 | Total |
|---|---|---|---|---|---|---|---|---|
| Project Costs ($000's) | - | 850 | - | 4,050 | - | 970 | - | 5,870 |
| Financed by: | | | | | | | | |
| Retained Earnings | | 850 | | 4,050 | | 970 | | 5,870 |

| NET OPERATING IMPACT ($000's) | 2024 | 2025 | 2026 | 2027 | 2028 | 2029 |
|---|---|---|---|---|---|---|
| Operating costs | | | | | | |
| Debt and finance charges | | | | | | |
| Transfer to General Capital Fund | | | | | | |
| **Total Direct Costs** | - | - | - | - | - | - |
| Less: Incremental Revenue/Recovery | | | | | | |
| **Net Cost/(Benefit)** | - | - | - | - | - | - |
| **Incremental Full Time Equivalent Positions** | - | - | - | - | - | - |

Class Estimate: Not applicable, as this is a program

Strategic Priority Action Plan alignment: None

The Shoal Lake Aqueduct, which has been in continuous service since 1919, is the sole water supply infrastructure for the City of Winnipeg. The Shoal Lake Intake Structure is the transition headworks to receive water from Shoal Lake and to control the water flow into the aqueduct. Given the critical nature of the intake structure and its associated venturi structure to the safe operation of the aqueduct and the City's water supply, a condition assessment was undertaken and identified a number of rehabilitation and replacement requirements. This included the replacement and refurbishment of various mechanical components that date back to the original construction, the replacement of the maintenance/communication facility, as well as upgrades and improvements to the existing infrastructure. The recommended improvements will be completed in phases on a risk-based priority.

The projects within this program are as follows: Falcon River Venturi Superstructure Replacement Preliminary Design, Shoal Lake Aqueduct Intake Facility Gatehouse Upgrades.

The project list above is in alphabetical order and timing is subject to change due to risk-based reprioritization.

Individual projects within this program will be revised to class 3 estimates through preliminary engineering prior to construction.

The expected life of the assets is 50 years.

* N/A - No amounts have been included in the "Previous Budgets" due to this program's on-going nature.

Project Name: **Branch Aqueduct Condition Assessment and Rehabilitation**

Standing Policy Committee: Water, Waste and Environment

Department: Water and Waste
Project: 2003000525

Service: Water
OurWinnipeg: Environmental Resilience

| AUTHORIZATION | Previous Budgets | 2024 Estimate | FORECAST 2025 | 2026 | 2027 | 2028 | 2029 | Five-Year Forecast Total | Six-Year Total |
|---|---|---|---|---|---|---|---|---|---|
| Project Costs ($000's) | N/A * | - | 2,800 | 4,700 | 1,500 | - | - | 9,000 | 9,000 |
| Financed by: | | | | | | | | | |
| Retained Earnings | | | 2,800 | 4,700 | 1,500 | | | 9,000 | 9,000 |

| CASH FLOW | 2024 | 2025 | 2026 | 2027 | 2028 | 2029 | Beyond 2029 | Total |
|---|---|---|---|---|---|---|---|---|
| Project Costs ($000's) | - | 2,800 | 4,700 | 1,500 | - | - | - | 9,000 |
| Financed by: | | | | | | | | |
| Retained Earnings | | 2,800 | 4,700 | 1,500 | | | | 9,000 |

| NET OPERATING IMPACT ($000's) | 2024 | 2025 | 2026 | 2027 | 2028 | 2029 |
|---|---|---|---|---|---|---|
| Operating costs | | | | | | |
| Debt and finance charges | | | | | | |
| Transfer to General Capital Fund | | | | | | |
| **Total Direct Costs** | - | - | - | - | - | - |
| Less: Incremental Revenue/Recovery | | | | | | |
| **Net Cost/(Benefit)** | - | - | - | - | - | - |
| **Incremental Full Time Equivalent Positions** | - | - | - | - | - | - |

Class Estimate: Not applicable, as this is a program

Strategic Priority Action Plan alignment: None

The Branch I and II Aqueducts, along with the Branch Interconnection Aqueduct are specialized pipes which are unique in size, materials, construction techniques and failure modes. The Branch I Aqueduct was installed between 1914 to 1918 and the Branch II and Interconnection Aqueducts were installed between 1959 and 1963. All of these require specialized inspection, testing, and maintenance to preserve the asset.

The projects within this program are as follows: Rehabilitation of the Branch 1 Aqueduct Underdrain Outfalls and Rehabilitation of the Branch 1 Aqueduct Underdrains.

The project list above is in alphabetical order and timing is subject to change due to risk-based reprioritization.

Funds are for the condition assessment and rehabilitation of the Branch and Interconnection Aqueducts along with their associated ancillaries.

Individual projects within this program will be revised to class 3 estimates through preliminary engineering prior to construction.

The expected life of the assets is 40 years.

* N/A - No amounts have been included in the "Previous Budgets" due to this program's on-going nature.

Project Name: **Regulatory Assessment of Water System Infrastructure and Supply Sources**

Standing Policy Committee: Water, Waste and Environment

Department: Water and Waste
Project: 2001000726

Service: Water
OurWinnipeg: Environmental Resilience

| AUTHORIZATION | Previous Budgets | 2024 Estimate | FORECAST 2025 | 2026 | 2027 | 2028 | 2029 | Five-Year Forecast Total | Six-Year Total |
|---|---|---|---|---|---|---|---|---|---|
| Project Costs ($000's) | 575 | - | - | 250 | - | - | - | 250 | 250 |
| Financed by: | | | | | | | | | |
| Retained Earnings | | | | 250 | | | | 250 | 250 |

| CASH FLOW | 2024 | 2025 | 2026 | 2027 | 2028 | 2029 | Beyond 2029 | Total |
|---|---|---|---|---|---|---|---|---|
| Project Costs ($000's) | - | - | 250 | - | - | - | - | 250 |
| Financed by: | | | | | | | | |
| Retained Earnings | | | 250 | | | | | 250 |

| NET OPERATING IMPACT ($000's) | 2024 | 2025 | 2026 | 2027 | 2028 | 2029 |
|---|---|---|---|---|---|---|
| Operating costs | | | | | | |
| Debt and finance charges | | | | | | |
| Transfer to General Capital Fund | | | | | | |
| **Total Direct Costs** | - | - | - | - | - | - |
| Less: Incremental Revenue/Recovery | | | | | | |
| **Net Cost/(Benefit)** | - | - | - | - | - | - |
| **Incremental Full Time Equivalent Positions** | - | - | - | - | - | - |

Class Estimate: 3

Strategic Priority Action Plan alignment: None

A drinking water system infrastructure assessment is required under the Provincial Drinking Water Safety Act. The objective of the report is to carry out an onsite evaluation to identify, analyze, and mitigate any potential adverse health risks and environmental impacts associated with the water system in a "source to tap" methodology. This work will also determine whether the water system's source, facilities, equipment, and operations are effective in producing safe drinking water, and meet current regulations.

Infrastructure assessment reports are required on a five-year reporting frequency.

Project Name: **Deacon Reservoir Cell Rehabilitation**

Standing Policy Committee: Water, Waste and Environment

Department: Water and Waste
Project: 2011000126

Service: Water
OurWinnipeg: Environmental Resilience

| AUTHORIZATION | Previous Budgets | 2024 Estimate | FORECAST 2025 | 2026 | 2027 | 2028 | 2029 | Five-Year Forecast Total | Six-Year Total |
|---|---|---|---|---|---|---|---|---|---|
| Project Costs ($000's) | - | - | - | 100 | - | - | - | 100 | 100 |
| Financed by: | | | | | | | | | |
| Retained Earnings | | | | 100 | | | | 100 | 100 |

| CASH FLOW | 2024 | 2025 | 2026 | 2027 | 2028 | 2029 | Beyond 2029 | Total |
|---|---|---|---|---|---|---|---|---|
| Project Costs ($000's) | - | - | 100 | - | - | - | - | 100 |
| Financed by: | | | | | | | | |
| Retained Earnings | | | 100 | | | | | 100 |

| NET OPERATING IMPACT ($000's) | 2024 | 2025 | 2026 | 2027 | 2028 | 2029 |
|---|---|---|---|---|---|---|
| Operating costs | | | | | | |
| Debt and finance charges | | | | | | |
| Transfer to General Capital Fund | | | | | | |
| **Total Direct Costs** | - | - | - | - | - | - |
| Less: Incremental Revenue/Recovery | | | | | | |
| **Net Cost/(Benefit)** | - | - | - | - | - | - |
| **Incremental Full Time Equivalent Positions** | - | - | - | - | - | - |

Class Estimate: 5

Strategic Priority Action Plan alignment: None

The Deacon Reservoir is used to supplement the City's water supply when the daily demand exceeds the capacity of the Shoal Lake Aqueduct and to provide water during Shoal Lake Aqueduct shutdowns. A topographic survey of the top of the reservoir dikes found some top of dike elevations that were substantially lower than design elevations. Geotechnical testing was completed and found that the dike fill remains well compacted and consolidation of the soils below the dikes is ongoing but is slowing over time. Based on existing water demands and the operational strategy of the reservoir, consolidation will continue to be monitored through dike surveys and any dike raises will be deferred until water demands increase.

Preliminary design work will provide a class 3 estimate prior to construction.

The expected life of this asset is 50 years.

Project Name: **Discharge Meter Upgrades at the In-town Pumping Stations**

Standing Policy Committee: Water, Waste and Environment

Department: Water and Waste
Project: 2005001624

Service: Water
OurWinnipeg: Environmental Resilience

| AUTHORIZATION | Previous Budgets | 2024 Estimate | FORECAST 2025 | 2026 | 2027 | 2028 | 2029 | Five-Year Forecast Total | Six-Year Total |
|---|---|---|---|---|---|---|---|---|---|
| Project Costs ($000's) | 700 | 2,150 | - | - | - | - | - | - | 2,150 |
| Financed by: | | | | | | | | | |
| Retained Earnings | | 2,150 | | | | | | - | 2,150 |

| CASH FLOW | 2024 | 2025 | 2026 | 2027 | 2028 | 2029 | Beyond 2029 | Total |
|---|---|---|---|---|---|---|---|---|
| Project Costs ($000's) | 2,150 | - | - | - | - | - | - | 2,150 |
| Financed by: | | | | | | | | |
| Retained Earnings | 2,150 | | | | | | | 2,150 |

| NET OPERATING IMPACT ($000's) | 2024 | 2025 | 2026 | 2027 | 2028 | 2029 |
|---|---|---|---|---|---|---|
| Operating costs | | | | | | |
| Debt and finance charges | | | | | | |
| Transfer to General Capital Fund | | | | | | |
| **Total Direct Costs** | - | - | - | - | - | - |
| Less: Incremental Revenue/Recovery | | | | | | |
| **Net Cost/(Benefit)** | - | - | - | - | - | - |
| **Incremental Full Time Equivalent Positions** | - | - | - | - | - | - |

Class Estimate: 3

Strategic Priority Action Plan alignment: None

The in-town pumping stations supply 100% of the City's daily water use. Accurate flow measurement of water leaving the pumping stations is critical to the operation of the water distribution system. Due to age and lack of hardware support, the accuracy of the existing meters is not within an acceptable range.

Funds will replace the meters and provide a means of secondary measurement.

The expected life of this asset is 25 years.

Project Name: **Water Treatment Plant Programmable Logic Controllers Upgrade**

Standing Policy Committee: Water, Waste and Environment

Department: Water and Waste
Project: 2010002124

Service: Water
OurWinnipeg: Environmental Resilience

| AUTHORIZATION | Previous Budgets | 2024 Estimate | FORECAST 2025 | 2026 | 2027 | 2028 | 2029 | Five-Year Forecast Total | Six-Year Total |
|---|---|---|---|---|---|---|---|---|---|
| Project Costs ($000's) | 2,000 | 3,880 | - | - | - | - | - | - | 3,880 |
| Financed by: | | | | | | | | | |
| Retained Earnings | | 3,880 | | | | | | - | 3,880 |

| CASH FLOW | 2024 | 2025 | 2026 | 2027 | 2028 | 2029 | Beyond 2029 | Total |
|---|---|---|---|---|---|---|---|---|
| Project Costs ($000's) | 3,880 | - | - | - | - | - | - | 3,880 |
| Financed by: | | | | | | | | |
| Retained Earnings | 3,880 | | | | | | | 3,880 |

| NET OPERATING IMPACT ($000's) | 2024 | 2025 | 2026 | 2027 | 2028 | 2029 |
|---|---|---|---|---|---|---|
| Operating costs | | | | | | |
| Debt and finance charges | | | | | | |
| Transfer to General Capital Fund | | | | | | |
| **Total Direct Costs** | - | - | - | - | - | - |
| Less: Incremental Revenue/Recovery | | | | | | |
| **Net Cost/(Benefit)** | - | - | - | - | - | - |
| **Incremental Full Time Equivalent Positions** | - | - | - | - | - | - |

Class Estimate: 3

Strategic Priority Action Plan alignment: None

Programmable Logic Controllers (PLCs) are specialized hardware with customized software that provide local control of systems and processes at the Winnipeg Drinking Water Treatment Plant. The PLCs currently in use at the Winnipeg Drinking Water Treatment Plant have reached industry standard for replacement and are in the process of being discontinued by their manufacturer. To ensure a continuous supply of water to the City of Winnipeg, the PLCs will need to be replaced. Additional communication hardware associated with the PLCs is nearing end of life and will need to be replaced.

The expected service life of the PLCs is 10 years but will depend on technical advancement in the process automation field.

Project Name: **Water Treatment Plant Asset Refurbishment and Replacement Program**

Standing Policy Committee: Water, Waste and Environment

Department: Water and Waste
Project: 2002500824

Service: Water
OurWinnipeg: Environmental Resilience

| AUTHORIZATION | Previous Budgets | 2024 Estimate | FORECAST 2025 | 2026 | 2027 | 2028 | 2029 | Five-Year Forecast Total | Six-Year Total |
|---|---|---|---|---|---|---|---|---|---|
| Project Costs ($000's) | N/A * | 2,000 | 14,500 | - | - | 1,400 | 13,900 | 29,800 | 31,800 |
| Financed by: | | | | | | | | | |
| Retained Earnings | | 2,000 | 14,500 | | | 1,400 | 13,900 | 29,800 | 31,800 |

| CASH FLOW | 2024 | 2025 | 2026 | 2027 | 2028 | 2029 | Beyond 2029 | Total |
|---|---|---|---|---|---|---|---|---|
| Project Costs ($000's) | 2,000 | 14,500 | - | - | 1,400 | 13,900 | - | 31,800 |
| Financed by: | | | | | | | | |
| Retained Earnings | 2,000 | 14,500 | | | 1,400 | 13,900 | | 31,800 |

| NET OPERATING IMPACT ($000's) | 2024 | 2025 | 2026 | 2027 | 2028 | 2029 |
|---|---|---|---|---|---|---|
| Operating costs | | | | | | |
| Debt and finance charges | | | | | | |
| Transfer to General Capital Fund | | | | | | |
| **Total Direct Costs** | - | - | - | - | - | - |
| Less: Incremental Revenue/Recovery | | | | | | |
| **Net Cost/(Benefit)** | - | - | - | - | - | - |
| **Incremental Full Time Equivalent Positions** | - | - | - | - | - | - |

Class Estimate: Not applicable, as this is a program

Strategic Priority Action Plan alignment: None

The Winnipeg Drinking Water Treatment Plant provides treated drinking water to the City of Winnipeg. The continued upkeep and maintenance of the Winnipeg Drinking Water Treatment Plant's assets is required to ensure a continuous supply of water. An asset refurbishment and replacement plan has been developed to address asset lifecycle issues at the water treatment plant as they arise.

Condition assessment of the water treatment plant assets is ongoing and the asset refurbishment and replacement program will address items as they are identified and prioritized.

The projects within this program are as follows: Water Treatment Plant Concrete Rehabilitation and Preliminary Design for On-Site Sodium Hypochlorite Generation System.

The project list above is in alphabetical order and timing is subject to change due to risk-based reprioritization.

Individual projects within this program will be revised to class 3 estimates through preliminary engineering prior to construction.

On December 14, 2023, Council authorized a first charge of up to $2.0 million in 2023 or prior to adoption of the 2024 capital budget.

The estimated life of a rehabilitated asset ranges from 20 to 80 years, depending on asset type, condition, and the rehabilitation method used.

* N/A - No amounts have been included in the "Previous Budgets" due to this program's on-going nature.

Project Name: **Greater Winnipeg Water District Railway Capital Upgrades**

Standing Policy Committee: Water, Waste and Environment

Department: Water and Waste
Project: 2006000524

Service: Water
OurWinnipeg: Environmental Resilience

| AUTHORIZATION | Previous Budgets | 2024 Estimate | FORECAST 2025 | 2026 | 2027 | 2028 | 2029 | Five-Year Forecast Total | Six-Year Total |
|---|---|---|---|---|---|---|---|---|---|
| Project Costs ($000's) | - | 150 | 850 | - | 300 | 2,000 | - | 3,150 | 3,300 |
| Financed by: | | | | | | | | | |
| Retained Earnings | | 150 | 850 | | 300 | 2,000 | | 3,150 | 3,300 |

| CASH FLOW | 2024 | 2025 | 2026 | 2027 | 2028 | 2029 | Beyond 2029 | Total |
|---|---|---|---|---|---|---|---|---|
| Project Costs ($000's) | 150 | 850 | - | 300 | 2,000 | - | - | 3,300 |
| Financed by: | | | | | | | | |
| Retained Earnings | 150 | 850 | | 300 | 2,000 | | | 3,300 |

| NET OPERATING IMPACT ($000's) | 2024 | 2025 | 2026 | 2027 | 2028 | 2029 |
|---|---|---|---|---|---|---|
| Operating costs | | | | | | |
| Debt and finance charges | | | | | | |
| Transfer to General Capital Fund | | | | | | |
| **Total Direct Costs** | - | - | - | - | - | - |
| Less: Incremental Revenue/Recovery | | | | | | |
| **Net Cost/(Benefit)** | - | - | - | - | - | - |
| **Incremental Full Time Equivalent Positions** | - | - | - | - | - | - |

Class Estimate: See table below

| | 2024 | 2025 | 2026 | 2027 | 2028 | 2029 |
|---|---|---|---|---|---|---|
| **Class Estimate** | **3/3** | **3** | | **5** | **5** | |
| **Authorization ($000's)** | | | | | | |
| Preliminary Design | 35 | | | | | |
| Detailed Design & Construction | 115 | 850 | | 300 | 2,000 | |

Strategic Priority Action Plan alignment: None

The Greater Winnipeg Water District (GWWD) Railway line, which parallels the Shoal Lake Aqueduct from Winnipeg to Shoal Lake, provides access for maintenance of the Aqueduct along its entire length. It also allows for delivery of vital goods and services to the Shoal Lake Aqueduct Intake Facility and the Winnipeg Drinking Water Treatment Plant that protect the quality and safety of the City's water supply. Capital upgrades are required to the railway and associated appurtenances in order to ensure its continued reliable operation.

The projects within this program are as follows: Floodway Bridge Rehabilitation and Mile 41 Bridge Replacement.

The project list above is in alphabetical order and timing is subject to change due to risk-based reprioritization.

The expected life of this asset is 50 years.

Project Name: **Water Supply, Treatment, and Distribution Electrical Upgrades**

Standing Policy Committee: Water, Waste and Environment

Department: Water and Waste
Project: 2001003624

Service: Water
OurWinnipeg: Environmental Resilience

| AUTHORIZATION | Previous Budgets | 2024 Estimate | FORECAST 2025 | 2026 | 2027 | 2028 | 2029 | Five-Year Forecast Total | Six-Year Total |
|---|---|---|---|---|---|---|---|---|---|
| Project Costs ($000's) | N/A * | 1,520 | - | - | 3,300 | - | - | 3,300 | 4,820 |
| Financed by: | | | | | | | | | |
| Retained Earnings | | 1,520 | | | 3,300 | | | 3,300 | 4,820 |

| CASH FLOW | 2024 | 2025 | 2026 | 2027 | 2028 | 2029 | Beyond 2029 | Total |
|---|---|---|---|---|---|---|---|---|
| Project Costs ($000's) | 1,520 | - | - | 3,300 | - | - | - | 4,820 |
| Financed by: | | | | | | | | |
| Retained Earnings | 1,520 | | | 3,300 | | | | 4,820 |

| NET OPERATING IMPACT ($000's) | 2024 | 2025 | 2026 | 2027 | 2028 | 2029 |
|---|---|---|---|---|---|---|
| Operating costs | | | | | | |
| Debt and finance charges | | | | | | |
| Transfer to General Capital Fund | | | | | | |
| **Total Direct Costs** | - | - | - | - | - | - |
| Less: Incremental Revenue/Recovery | | | | | | |
| **Net Cost/(Benefit)** | - | - | - | - | - | - |
| **Incremental Full Time Equivalent Positions** | - | - | - | - | - | - |

Class Estimate: Not applicable, as this is a program

Strategic Priority Action Plan alignment: None

Maintaining the condition and performance of electrical equipment is vital to the safe and continuous supply, treatment, and distribution of drinking water for the City of Winnipeg. Electrical inspections will be undertaken in a phased approach at the City's various water facilities to test and assess the condition and performance of critical electrical equipment. Extensive repairs or upgrades that are identified in the inspections will be subject to future capital requests.

Power quality monitoring at the Winnipeg Drinking Water Treatment Plant has also identified the need for a comprehensive grounding study for the facility and items that could lead to equipment issues. An investigation and recommendations for mitigation strategies will be undertaken.

The projects within this program are as follows: Water System Supply, Treatment & Distribution Facilities Electrical Inspections, Water Treatment Plant (WTP) Grounding Study, WTP Harmonics Review, and WTP Motor Protection Relay & Power Meter Screen Replacements.

The project list above is in alphabetical order and timing is subject to change due to risk-based reprioritization.

Additional funds may be required in future years to implement the recommendations of this inspection and study.

The expected life of the assets is 40 years.

* N/A - No amounts have been included in the "Previous Budgets" due to this program's on-going nature.

Project Name: **HVAC Upgrades at Pumping Stations**

Standing Policy Committee: Water, Waste and Environment

Department: Water and Waste
Project: 2005001428

Service: Water
OurWinnipeg: Environmental Resilience

| AUTHORIZATION | Previous Budgets | 2024 Estimate | FORECAST 2025 | 2026 | 2027 | 2028 | 2029 | Five-Year Forecast Total | Six-Year Total |
|---|---|---|---|---|---|---|---|---|---|
| Project Costs ($000's) | N/A * | - | - | - | - | 1,850 | - | 1,850 | 1,850 |
| Financed by: | | | | | | | | | |
| Retained Earnings | | | | | | 1,850 | | 1,850 | 1,850 |

| CASH FLOW | 2024 | 2025 | 2026 | 2027 | 2028 | 2029 | Beyond 2029 | Total |
|---|---|---|---|---|---|---|---|---|
| Project Costs ($000's) | - | - | - | - | 1,850 | - | - | 1,850 |
| Financed by: | | | | | | | | |
| Retained Earnings | | | | | 1,850 | | | 1,850 |

| NET OPERATING IMPACT ($000's) | 2024 | 2025 | 2026 | 2027 | 2028 | 2029 |
|---|---|---|---|---|---|---|
| Operating costs | | | | | | |
| Debt and finance charges | | | | | | |
| Transfer to General Capital Fund | | | | | | |
| **Total Direct Costs** | - | - | - | - | - | - |
| Less: Incremental Revenue/Recovery | | | | | | |
| **Net Cost/(Benefit)** | - | - | - | - | - | - |
| **Incremental Full Time Equivalent Positions** | - | - | - | - | - | - |

Class Estimate: Not applicable, as this is a program

Strategic Priority Action Plan alignment: None

The City's Regional Water Distribution System consists of three regional pumping stations (MacLean, McPhillips, and Hurst) and two booster pumping stations (Deacon Booster Pumping Station and Tache Booster Pumping Station). These pumping stations are critical infrastructure for the City and failure of any of the systems at these facilities has the potential to disrupt the City's residential, commercial, industrial, and fire protection water supplies.

The MacLean, McPhillips, Hurst, and Deacon Booster pumping stations require cooling upgrades to ensure continued operation.

The projects within this program are as follows: Deacon Booster Pumping Station Pump Speed Drive Replacement and Natural Gas Engine Pump Cooling Upgrades at MacLean & McPhillips Pumping Stations.

The project list above is in alphabetical order and timing is subject to change due to risk-based reprioritization.

The estimated life of the assets is 20 years.

* N/A - No amounts have been included in the "Previous Budgets" due to this program's on-going nature.

Project Name: **Pumping Stations Reliability Upgrades**

Standing Policy Committee: Water, Waste and Environment

Department: Water and Waste
Project: 2005000324

Service: Water
OurWinnipeg: Environmental Resilience

| AUTHORIZATION | Previous Budgets | 2024 Estimate | FORECAST 2025 | 2026 | 2027 | 2028 | 2029 | Five-Year Forecast Total | Six-Year Total |
|---|---|---|---|---|---|---|---|---|---|
| Project Costs ($000's) | 5,676 | 615 | - | - | - | - | 2,000 | 2,000 | 2,615 |
| Financed by: | | | | | | | | | |
| Retained Earnings | | 615 | | | | | 2,000 | 2,000 | 2,615 |

| CASH FLOW | 2024 | 2025 | 2026 | 2027 | 2028 | 2029 | Beyond 2029 | Total |
|---|---|---|---|---|---|---|---|---|
| Project Costs ($000's) | 615 | - | - | - | - | 2,000 | - | 2,615 |
| Financed by: | | | | | | | | |
| Retained Earnings | 615 | | | | | 2,000 | | 2,615 |

| NET OPERATING IMPACT ($000's) | 2024 | 2025 | 2026 | 2027 | 2028 | 2029 |
|---|---|---|---|---|---|---|
| Operating costs | | | | | | |
| Debt and finance charges | | | | | | |
| Transfer to General Capital Fund | | | | | | |
| **Total Direct Costs** | - | - | - | - | - | - |
| Less: Incremental Revenue/Recovery | | | | | | |
| **Net Cost/(Benefit)** | - | - | - | - | - | - |
| **Incremental Full Time Equivalent Positions** | - | - | - | - | - | - |

Class Estimate: See table below

| | 2024 | 2025 | 2026 | 2027 | 2028 | 2029 |
|---|---|---|---|---|---|---|
| **Class Estimate** | **3** | | | | | **5** |
| **Authorization ($000's)** | | | | | | |
| Preliminary Design | 615 | | | | | |
| Detailed Design & Construction | | | | | | 2,000 |

Strategic Priority Action Plan alignment: None

The McPhillips, Hurst, and MacLean Regional Pumping Stations and the Deacon and Tache Booster Pumping Stations are used to distribute potable water throughout the City of Winnipeg. Power quality benchmark testing has found that the electric motors used to distribute potable water from the McPhillips Regional Pumping Station are causing an unacceptable temporary voltage drop upon motor start-up. Preliminary design will be undertaken to determine the options available to limit voltage drop and may identify power quality upgrade requirements at other water pumping stations.

A pump asset condition assessment will also be undertaken to identify refurbishment or replacement requirements at the water pumping stations. A refurbishment or replacement prioritization schedule will be developed. Urgently required repairs will be undertaken on an as-needed basis.

The estimated life of these assets are from 40 to 60 years.

Project Name: **Water Treatment Plant Force Main Reliability**

Standing Policy Committee: Water, Waste and Environment

Department: Water and Waste
Project: 2002500929

Service: Water
OurWinnipeg: Environmental Resilience

| AUTHORIZATION | Previous Budgets | 2024 Estimate | FORECAST 2025 | 2026 | 2027 | 2028 | 2029 | Five-Year Forecast Total | Six-Year Total |
|---|---|---|---|---|---|---|---|---|---|
| Project Costs ($000's) | - | - | - | - | - | - | 2,300 | 2,300 | 2,300 |
| Financed by: | | | | | | | | | |
| Retained Earnings | | | | | | | 2,300 | 2,300 | 2,300 |

| CASH FLOW | 2024 | 2025 | 2026 | 2027 | 2028 | 2029 | Beyond 2029 | Total |
|---|---|---|---|---|---|---|---|---|
| Project Costs ($000's) | - | - | - | - | - | 2,300 | - | 2,300 |
| Financed by: | | | | | | | | |
| Retained Earnings | | | | | | 2,300 | | 2,300 |

| NET OPERATING IMPACT ($000's) | 2024 | 2025 | 2026 | 2027 | 2028 | 2029 |
|---|---|---|---|---|---|---|
| Operating costs | | | | | | |
| Debt and finance charges | | | | | | |
| Transfer to General Capital Fund | | | | | | |
| **Total Direct Costs** | - | - | - | - | - | - |
| Less: Incremental Revenue/Recovery | | | | | | |
| **Net Cost/(Benefit)** | - | - | - | - | - | - |
| **Incremental Full Time Equivalent Positions** | - | - | - | - | - | - |

Class Estimate: 5

Strategic Priority Action Plan alignment: None

Process wastewater from the Winnipeg Drinking Water Treatment Plant (WTP) is conveyed through a single force main from the WTP to the wastewater interceptor at Dugald Road. This force main has been identified as a single point of failure and is critical to the operation of the WTP. A full or partial blockage of the force main could impact the WTP's ability to produce drinking water for the City.

This project includes preliminary design, detailed design, contract administration, and construction to maintain the reliable operation of the WTP force main.

The expected life of the assets is 40 years.

Project Name: **CentrePort South Water and Sewer Servicing**

Standing Policy Committee: Water, Waste and Environment

Department: Water and Waste
Project: 2004001224

Service: Water
OurWinnipeg: Environmental Resilience

| AUTHORIZATION | Previous Budgets | 2024 Estimate | FORECAST 2025 | 2026 | 2027 | 2028 | 2029 | Five-Year Forecast Total | Six-Year Total |
|---|---|---|---|---|---|---|---|---|---|
| Project Costs ($000's) | 15,000 | 3,200 | - | - | - | - | - | - | 3,200 |
| Financed by: | | | | | | | | | |
| Retained Earnings | | 3,200 | | | | | | - | 3,200 |

| CASH FLOW | 2024 | 2025 | 2026 | 2027 | 2028 | 2029 | Beyond 2029 | Total |
|---|---|---|---|---|---|---|---|---|
| Project Costs ($000's) | - | 3,000 | 200 | - | - | - | - | 3,200 |
| Financed by: | | | | | | | | |
| Retained Earnings | | 3,000 | 200 | | | | | 3,200 |

| NET OPERATING IMPACT ($000's) | 2024 | 2025 | 2026 | 2027 | 2028 | 2029 |
|---|---|---|---|---|---|---|
| Operating costs | | | | | | 729 |
| Debt and finance charges | | | | | | |
| Transfer to General Capital Fund | | | | | | |
| **Total Direct Costs** | - | - | - | - | - | 729 |
| Less: Incremental Revenue/Recovery | | | | | | |
| **Net Cost/(Benefit)** | - | - | - | - | - | 729 |
| **Incremental Full Time Equivalent Positions** | - | - | - | - | - | - |

Class Estimate: 3

Strategic Priority Action Plan alignment: 2.5 Initiate water and wastewater servicing for Phase 1A of CentrePort South expansion

This project includes the detailed design and construction of a water feeder main extension, a new sewer lift station and force main connection to the Inkster Interceptor, as well as land acquisition and administrative costs.

Work will be separated into phases to provide servicing for the area as development occurs. Included in this project is a temporary full-time equivalent (FTE) Senior Project Manager position for the duration of the project. The position will be funded through capital, 75% from the Sewage Disposal System Fund and 25% from the Waterworks System Fund.

All funding for this project is split 25% to Waterworks System Fund and 75% to Sewage Disposal System Fund (refer to page 277).

| Project Funding ($000's) | Previous Budgets | 2024 Preliminary | Total |
|---|---|---|---|
| Waterworks Fund Retained Earnings | 2,750 | 3,200 | 5,950 |
| Sewage Disposal Fund Retained Earnings | 11,150 | 9,500 | 20,650 |
| Federal/Provincial Government Funding | 40,000 | | 40,000 |
| External Debt | 8,250 | | 8,250 |
| **Total** | **62,150** | **12,700** | **74,850** |

This project will result in operation and maintenance costs that have yet to be defined through preliminary design.

The expected life of these assets are 75 years.

Project Name: **Feeder Main Condition Assessment and Rehabilitation**

Standing Policy Committee: Water, Waste and Environment

Department: Water and Waste
Project: 2004000724

Service: Water
OurWinnipeg: Environmental Resilience

| AUTHORIZATION | Previous Budgets | 2024 Estimate | FORECAST 2025 | 2026 | 2027 | 2028 | 2029 | Five-Year Forecast Total | Six-Year Total |
|---|---|---|---|---|---|---|---|---|---|
| Project Costs ($000's) | N/A * | 3,900 | 3,600 | 450 | - | 250 | 200 | 4,500 | 8,400 |
| Financed by: | | | | | | | | | |
| Retained Earnings | | 3,900 | 3,600 | 450 | | 250 | 200 | 4,500 | 8,400 |

| CASH FLOW | 2024 | 2025 | 2026 | 2027 | 2028 | 2029 | Beyond 2029 | Total |
|---|---|---|---|---|---|---|---|---|
| Project Costs ($000's) | 3,900 | 3,600 | 450 | - | 250 | 200 | - | 8,400 |
| Financed by: | | | | | | | | |
| Retained Earnings | 3,900 | 3,600 | 450 | | 250 | 200 | | 8,400 |

| NET OPERATING IMPACT ($000's) | 2024 | 2025 | 2026 | 2027 | 2028 | 2029 |
|---|---|---|---|---|---|---|
| Operating costs | | | | | | |
| Debt and finance charges | | | | | | |
| Transfer to General Capital Fund | | | | | | |
| **Total Direct Costs** | - | - | - | - | - | - |
| Less: Incremental Revenue/Recovery | | | | | | |
| **Net Cost/(Benefit)** | - | - | - | - | - | - |
| **Incremental Full Time Equivalent Positions** | - | - | - | - | - | - |

Class Estimate: Not applicable, as this is a program

Strategic Priority Action Plan alignment: None

Feeder mains are specialized large diameter pipes used to convey drinking water throughout the City. The majority of feeder mains were installed in the 1960s and require inspection, testing, and maintenance to preserve the asset. Funds are for condition assessment and rehabilitation work, including structural assessments, inspections, purchase of testing equipment, replacement of valves and related components, structural repairs, valve chamber rehabilitation, and restoration works.

Condition assessments of the feeder mains are ongoing and the feeder main condition assessment and rehabilitation program will address items as they are identified and prioritized.

The estimated life of a rehabilitated asset ranges from 20 to 80 years, depending on asset type, condition, and the rehabilitation method used.

Individual projects within this program will be revised to class 3 estimates through preliminary engineering prior to construction.

The projects within this program are as follows: Fermor & Lagimodiere Valve Chamber Rehabilitation and Procurement of Large Diameter Replacement Feeder Main Valves.

The project list above is in alphabetical order and timing is subject to change due to risk-based reprioritization.

On December 14, 2023, Council authorized a first charge of up to $2.0 million in 2023 or prior to adoption of the 2024 capital budget.

* N/A - No amounts have been included in the "Previous Budgets" due to this program's on-going nature.

Project Name: **Water Meter Renewals**

Standing Policy Committee: Water, Waste and Environment

Department: Water and Waste
Project: 2001003424

Service: Water
OurWinnipeg: Leadership and Good Governance

| AUTHORIZATION | Previous Budgets | 2024 Estimate | FORECAST 2025 | 2026 | 2027 | 2028 | 2029 | Five-Year Forecast Total | Six-Year Total |
|---|---|---|---|---|---|---|---|---|---|
| Project Costs ($000's) | 450 | 2,000 | 10,000 | 20,000 | 44,000 | 45,000 | 14,000 | 133,000 | 135,000 |
| Financed by: | | | | | | | | | |
| Water Meter Renewal Reserve | | 2,000 | 10,000 | 20,000 | 44,000 | 45,000 | 14,000 | 133,000 | 135,000 |

| CASH FLOW | 2024 | 2025 | 2026 | 2027 | 2028 | 2029 | Beyond 2029 | Total |
|---|---|---|---|---|---|---|---|---|
| Project Costs ($000's) | 2,000 | 10,000 | 20,000 | 44,000 | 45,000 | 14,000 | - | 135,000 |
| Financed by: | | | | | | | | |
| Water Meter Renewal Reserve | 2,000 | 10,000 | 20,000 | 44,000 | 45,000 | 14,000 | | 135,000 |

| NET OPERATING IMPACT ($000's) | 2024 | 2025 | 2026 | 2027 | 2028 | 2029 |
|---|---|---|---|---|---|---|
| Operating costs | | | | | | |
| Debt and finance charges | | | | | | |
| Transfer to General Capital Fund | | | | | | |
| **Total Direct Costs** | - | - | - | - | - | - |
| Less: Incremental Revenue/Recovery | | | | | | |
| **Net Cost/(Benefit)** | - | - | - | - | - | - |
| **Incremental Full Time Equivalent Positions** | - | - | - | - | - | - |

Class Estimate: 3

Strategic Priority Action Plan alignment: None

The majority of the City's inventory of water meters are at end of life. Funding in previous years will be used to review current water meter technology, validate the best replacement technology, and develop a plan and class 3 estimate for implementation of a multi-year direct-read water meter replacement program.

This project may include a maximum of 1 temporary capital funded full-time equivalent.

The estimated life of a water meter is 15 years.

Project Name: **Water Main Renewals**

Standing Policy Committee: Water, Waste and Environment

Department: Water and Waste
Project: 2013100124

Service: Water
OurWinnipeg: Environmental Resilience

| AUTHORIZATION | Previous Budgets | 2024 Estimate | FORECAST 2025 | 2026 | 2027 | 2028 | 2029 | Five-Year Forecast Total | Six-Year Total |
|---|---|---|---|---|---|---|---|---|---|
| Project Costs ($000's) | N/A * | 20,500 | 21,000 | 21,750 | 22,750 | 24,500 | 24,750 | 114,750 | 135,250 |
| Financed by: | | | | | | | | | |
| Water Main Renewal Reserve | | 20,500 | 21,000 | 21,750 | 22,750 | 24,500 | 24,750 | 114,750 | 135,250 |

| CASH FLOW | 2024 | 2025 | 2026 | 2027 | 2028 | 2029 | Beyond 2029 | Total |
|---|---|---|---|---|---|---|---|---|
| Project Costs ($000's) | 20,500 | 21,000 | 21,750 | 22,750 | 24,500 | 24,750 | - | 135,250 |
| Financed by: | | | | | | | | |
| Water Main Renewal Reserve | 20,500 | 21,000 | 21,750 | 22,750 | 24,500 | 24,750 | | 135,250 |

| NET OPERATING IMPACT ($000's) | 2024 | 2025 | 2026 | 2027 | 2028 | 2029 |
|---|---|---|---|---|---|---|
| Operating costs | | | | | | |
| Debt and finance charges | | | | | | |
| Transfer to General Capital Fund | | | | | | |
| **Total Direct Costs** | - | - | - | - | - | - |
| Less: Incremental Revenue/Recovery | | | | | | |
| **Net Cost/(Benefit)** | - | - | - | - | - | - |
| **Incremental Full Time Equivalent Positions** | - | - | - | - | - | - |

Class Estimate: Not applicable, as this is a program

Strategic Priority Action Plan alignment: None

This is a continuing program to replace and/or rehabilitate deteriorating water main infrastructure. Funding is used for water main replacement, cathodic protection, valve and hydrant replacement/rehabilitation, correction of dead end mains, upgrading of substandard mains, water system studies, assessments, development of design standards and replacement of problem water services within the City right-of-way, and hydraulic improvements for fire protection purposes. Funding is also used for integrated right-of-way renewal programs coordinated with the Public Works Department.

The expected remaining life of each rehabilitated water main ranges from 20 to 80 years, depending on the rehabilitation technology and the asset condition.

Funds will also be utilized to manage the water infrastructure asset register, and ongoing operating costs associated with software licensing and maintenance have been included in the operating budget.

This project may include a maximum of 1 temporary capital funded full-time equivalent for development of the water infrastructure Assets Information Systems.

On December 14, 2023, Council authorized a first charge of up to $2.0 million in 2023 or prior to adoption of the 2024 capital budget.

* N/A - No amounts have been included in the "Previous Budgets" due to this program's on-going nature.

Project Name: **Sludge Drying Beds Decommissioning**

Standing Policy Committee: Water, Waste and Environment

Department: Water and Waste
Project: 2034001124

Service: Wastewater
OurWinnipeg: Environmental Resilience

| AUTHORIZATION | Previous Budgets | 2024 Estimate | FORECAST 2025 | 2026 | 2027 | 2028 | 2029 | Five-Year Forecast Total | Six-Year Total |
|---|---|---|---|---|---|---|---|---|---|
| Project Costs ($000's) | - | 375 | - | - | - | - | - | - | 375 |
| Financed by: | | | | | | | | | |
| Retained Earnings | | 375 | | | | | | - | 375 |

| CASH FLOW | 2024 | 2025 | 2026 | 2027 | 2028 | 2029 | Beyond 2029 | Total |
|---|---|---|---|---|---|---|---|---|
| Project Costs ($000's) | 375 | - | - | - | - | - | - | 375 |
| Financed by: | | | | | | | | |
| Retained Earnings | 375 | | | | | | | 375 |

| NET OPERATING IMPACT ($000's) | 2024 | 2025 | 2026 | 2027 | 2028 | 2029 |
|---|---|---|---|---|---|---|
| Operating costs | | | | | | |
| Debt and finance charges | | | | | | |
| Transfer to General Capital Fund | | | | | | |
| **Total Direct Costs** | - | - | - | - | - | - |
| Less: Incremental Revenue/Recovery | | | | | | |
| **Net Cost/(Benefit)** | - | - | - | - | - | - |
| **Incremental Full Time Equivalent Positions** | - | - | - | - | - | - |

Class Estimate: 3

Strategic Priority Action Plan alignment: None

The former sludge drying beds in West St. Paul are no longer being used for storage. Decommissioning the sludge drying beds is a condition of closing the Environment Act Licence 1089 E RR. This work will develop a class 3 estimate for a decommissioning plan and identify options for future use.

Additional funds may be required in future years to implement the recommendations of this plan.

On December 14, 2023, Council authorized a first charge of up to $375,000 in 2023 or prior to adoption of the 2024 capital budget.

Project Name: **Process Control System Master Plan and Upgrade**

Standing Policy Committee: Water, Waste and Environment

Department: Water and Waste
Project: 2040000625

Service: Wastewater
OurWinnipeg: Environmental Resilience

| AUTHORIZATION | Previous Budgets | 2024 Estimate | FORECAST 2025 | 2026 | 2027 | 2028 | 2029 | Five-Year Forecast Total | Six-Year Total |
|---|---|---|---|---|---|---|---|---|---|
| Project Costs ($000's) | N/A * | - | 3,250 | 11,000 | - | - | - | 14,250 | 14,250 |
| Financed by: | | | | | | | | | |
| Retained Earnings | | | 3,250 | 11,000 | | | | 14,250 | 14,250 |

| CASH FLOW | 2024 | 2025 | 2026 | 2027 | 2028 | 2029 | Beyond 2029 | Total |
|---|---|---|---|---|---|---|---|---|
| Project Costs ($000's) | - | 3,250 | 11,000 | - | - | - | - | 14,250 |
| Financed by: | | | | | | | | |
| Retained Earnings | | 3,250 | 11,000 | | | | | 14,250 |

| NET OPERATING IMPACT ($000's) | 2024 | 2025 | 2026 | 2027 | 2028 | 2029 |
|---|---|---|---|---|---|---|
| Operating costs | | | | | | |
| Debt and finance charges | | | | | | |
| Transfer to General Capital Fund | | | | | | |
| **Total Direct Costs** | - | - | - | - | - | - |
| Less: Incremental Revenue/Recovery | | | | | | |
| **Net Cost/(Benefit)** | - | - | - | - | - | - |
| **Incremental Full Time Equivalent Positions** | - | - | - | - | - | - |

Class Estimate: Not applicable, as this is a program

Strategic Priority Action Plan alignment: None

The Water and Waste Department's three sewage treatment plants use a Distributed Control System (DCS) with a Human Machine Interface (HMI) for process control. A network of specialized computers monitors thousands of sensors throughout the plants and controls the treatment processes by making calculations and adjustments prescribed by operators and process control analysts.

An Automation Master Plan was developed for the sewage treatment plants in 2012. The DCS system will be replaced with a Programmable Logic Controller (PLC) based system and a new HMI system will be installed at all three treatment plants. The replacement of the DCS and HMI systems at the North End and South End Sewage Treatment Plants are part of the major capital upgrade projects at these facilities.

This program will develop a plan to ensure operational reliability throughout the upgrades and in the long term once the upgrades are complete. The major components of this program include: maintaining the DCS and HMI systems until replacement, upgrading the inter-plant communication systems and network security components, and replacement of the West End Sewage Treatment Plant DCS and HMI systems.

The projects within this program are as follows: North End Sewage Treatment Plant Network Upgrade, South End Sewage Treatment Plant Network Upgrade, and West End Sewage Treatment Plant Control System Upgrade.

The project list above is in alphabetical order and timing is subject to change due to risk-based reprioritization.

The class estimate will be refined to a class 3 prior to undertaking upgrades.

The expected life of the assets is 10 years.

* N/A - No amounts have been included in the "Previous Budgets" due to this program's on-going nature.

Project Name: **Asset Refurbishment and Replacement Program**

Standing Policy Committee: Water, Waste and Environment

Department: Water and Waste
Project: 2030000524

Service: Wastewater
OurWinnipeg: Environmental Resilience

| AUTHORIZATION | Previous Budgets | 2024 Estimate | FORECAST 2025 | 2026 | 2027 | 2028 | 2029 | Five-Year Forecast Total | Six-Year Total |
|---|---|---|---|---|---|---|---|---|---|
| Project Costs ($000's) | N/A * | 8,500 | 7,500 | 6,500 | 6,500 | 6,500 | 6,500 | 33,500 | 42,000 |
| Financed by: | | | | | | | | | |
| Retained Earnings | | 8,500 | 7,500 | 6,500 | 6,500 | 6,500 | 6,500 | 33,500 | 42,000 |

| CASH FLOW | 2024 | 2025 | 2026 | 2027 | 2028 | 2029 | Beyond 2029 | Total |
|---|---|---|---|---|---|---|---|---|
| Project Costs ($000's) | 8,500 | 7,500 | 6,500 | 6,500 | 6,500 | 6,500 | - | 42,000 |
| Financed by: | | | | | | | | |
| Retained Earnings | 8,500 | 7,500 | 6,500 | 6,500 | 6,500 | 6,500 | | 42,000 |

| NET OPERATING IMPACT ($000's) | 2024 | 2025 | 2026 | 2027 | 2028 | 2029 |
|---|---|---|---|---|---|---|
| Operating costs | | | | | | |
| Debt and finance charges | | | | | | |
| Transfer to General Capital Fund | | | | | | |
| **Total Direct Costs** | - | - | - | - | - | - |
| Less: Incremental Revenue/Recovery | | | | | | |
| **Net Cost/(Benefit)** | - | - | - | - | - | - |
| **Incremental Full Time Equivalent Positions** | - | - | - | - | - | - |

Class Estimate: Not applicable, as this is a program

Strategic Priority Action Plan alignment: None

A risk and criticality review of the City's three sewage treatment plants has been undertaken to assess the condition of assets and to develop a refurbishment and replacement plan for the next 25 years. The improvements identified will address process reliability, mechanical, electrical, structural components, building envelope, and safety at all three locations including any related works required such as environmental studies/assessments or decommissioning of assets. Operational efficiency improvements will also be identified and implemented in a coordinated fashion with the enhanced maintenance program.

The projects within this program are as follows; North End Sewage Treatment Plant: Boiler Replacement, Primary Clarifier Upgrades, Partial Roof Replacements, Spiral Heat Exchanger Replacements, UV Disinfection Transformer Replacement, South End Sewage Treatment Plant: Partial Roof Replacements, Sludge Holding Tank Refurbishment, West End Sewage Treatment Plant: Partial Roof Replacements, Screening and Grit Removal Improvements, Sludge Holding Tank Refurbishment, Perimeter Road Pumping Station Upgrades, and Primary Fermenter Refurbishment.

The project list above is in alphabetical order and timing is subject to change due to risk-based reprioritization.

Asset assessment and plan development are ongoing, which will continue to address items as identified. Class estimates for individual projects within this program will be revised to class 3 through preliminary engineering prior to construction.

The expected life of the structural components are 50 years and the expected life of the electrical and mechanical components are 25 years.

* N/A - No amounts have been included in the "Previous Budgets" due to this program's on-going nature.

Project Name: **NEWPCC Upgrade: Power Supply and Headworks Facilities**

Standing Policy Committee: Water, Waste and Environment

Department: Water and Waste
Project: 203110013B

Service: Wastewater
OurWinnipeg: Environmental Resilience

| AUTHORIZATION | Previous Budgets | 2024 Estimate | FORECAST 2025 | 2026 | 2027 | 2028 | 2029 | Five-Year Forecast Total | Six-Year Total |
|---|---|---|---|---|---|---|---|---|---|
| Project Costs ($000's) | 473,380 | 44,475 | - | - | - | - | - | - | 44,475 |
| Financed by: | | | | | | | | | |
| Retained Earnings | | 19,475 | | | | | | - | 19,475 |
| External Debt | | 25,000 | | | | | | - | 25,000 |

| CASH FLOW | 2024 | 2025 | 2026 | 2027 | 2028 | 2029 | Beyond 2029 | Total |
|---|---|---|---|---|---|---|---|---|
| Project Costs ($000's) | - | 19,475 | 25,000 | - | - | - | - | 44,475 |
| Financed by: | | | | | | | | |
| Retained Earnings | | 19,475 | | | | | | 19,475 |
| External Debt | | | 25,000 | | | | | 25,000 |

| NET OPERATING IMPACT ($000's) | 2024 | 2025 | 2026 | 2027 | 2028 | 2029 |
|---|---|---|---|---|---|---|
| Operating costs | | | | | | |
| Debt and finance charges | | | | | | |
| Transfer to General Capital Fund | | | | | | |
| **Total Direct Costs** | - | - | - | - | - | - |
| Less: Incremental Revenue/Recovery | | | | | | |
| **Net Cost/(Benefit)** | - | - | - | - | - | - |
| **Incremental Full Time Equivalent Positions** | - | - | - | - | - | - |

Class Estimate: 3

Strategic Priority Action Plan alignment: None

An Environment Act Licence has been issued for the North End Sewage Treatment Plant (NEWPCC) requiring treatment for nitrogen (N) and phosphorus (P). The implementation of a nutrient removal process will require a major plant expansion and, given the age of the existing structure and complexity of phasing the construction, several new facilities will be constructed as part of this project. The NEWPCC Upgrade will be implemented in three projects (each with their own budget): 1) Power Supply and Headworks Facilities, 2) Biosolids Facilities, and 3) Nutrient Removal Facilities. The Power Supply and Headworks Facilities includes upgrades to the electrical supply and replacement of equipment at end of life.

The NEWPCC Upgrade: Power Supply and Headworks Facilities budget was based on a Class 3 estimate. The 2024 budget amendment is required to address additional project costs due to the failure of the Northwest Interceptor.

A report has been put forward to Council requesting approval for this budget amendment.

The expected life of the structures is 50 years, the expected life of the electrical and mechanical components is 25 years, and the expected life of computer related systems is 10 years.

Project Name: **Arc Flash Hazard Analysis and Remediation**

Standing Policy Committee: Water, Waste and Environment

Department: Water and Waste
Project: 2030001824

Service: Wastewater
OurWinnipeg: Environmental Resilience

| AUTHORIZATION | Previous Budgets | 2024 Estimate | FORECAST 2025 | 2026 | 2027 | 2028 | 2029 | Five-Year Forecast Total | Six-Year Total |
|---|---|---|---|---|---|---|---|---|---|
| Project Costs ($000's) | N/A * | 1,000 | 400 | - | - | - | - | 400 | 1,400 |
| Financed by: | | | | | | | | | |
| Retained Earnings | | | 400 | | | | | 400 | 400 |
| Transfer from Prior Year Authorization | | 1,000 | | | | | | - | 1,000 |

| CASH FLOW | 2024 | 2025 | 2026 | 2027 | 2028 | 2029 | Beyond 2029 | Total |
|---|---|---|---|---|---|---|---|---|
| Project Costs ($000's) | 1,000 | 400 | - | - | - | - | - | 1,400 |
| Financed by: | | | | | | | | |
| Retained Earnings | | 400 | | | | | | 400 |
| Transfer from Prior Year Authorization | 1,000 | | | | | | | 1,000 |

| NET OPERATING IMPACT ($000's) | 2024 | 2025 | 2026 | 2027 | 2028 | 2029 |
|---|---|---|---|---|---|---|
| Operating costs | | | | | | |
| Debt and finance charges | | | | | | |
| Transfer to General Capital Fund | | | | | | |
| **Total Direct Costs** | - | - | - | - | - | - |
| Less: Incremental Revenue/Recovery | | | | | | |
| **Net Cost/(Benefit)** | - | - | - | - | - | - |
| **Incremental Full Time Equivalent Positions** | - | - | - | - | - | - |

Class Estimate: Not applicable, as this is a program

Strategic Priority Action Plan alignment: None

As part of the Canadian Standards Association Occupational Health and Safety Program, a standard entitled CSA Z462, Workplace Electrical Safety Standard has been adopted within the new Canadian Electrical Code.

The program will implement the recommendations from the Arc Flash Study on a priority/risk basis in conjunction with other electrical upgrades at the Department's facilities. This work includes decreasing the potential arc flash energy at various distribution points, upgrading equipment to lower fault energies, procuring personal protective equipment, and providing training. This is for compliance to the arc flash requirements in the electrical code. The Arc Flash Study was initially completed in 2011 and must be updated every five years.

The projects within this program are as follows: Aubrey Flood Pumping Station, Colony Flood Pumping Station, Cornish Flood Pumping Station, Galt Flood Pumping Station, and Mission Flood Pumping Station.

The project list above is in alphabetical order and timing is subject to change due to risk-based reprioritization.

Funding in 2024 includes $1.0 million rebudgeted from capital budget authorized in 2019-2022 - see Appendix 4. An additional $400,000 from 2019 authorized capital budget was returned to Retained Earnings for redistribution in 2025.

The expected life of the assets is 50 years.

* N/A - No amounts have been included in the "Previous Budgets" due to this program's on-going nature.

Project Name: **Lift Stations Upgrading**

Standing Policy Committee: Water, Waste and Environment

Department: Water and Waste
Project: 2035000124

Service: Wastewater
OurWinnipeg: Environmental Resilience

| AUTHORIZATION | Previous Budgets | 2024 Estimate | FORECAST 2025 | 2026 | 2027 | 2028 | 2029 | Five-Year Forecast Total | Six-Year Total |
|---|---|---|---|---|---|---|---|---|---|
| Project Costs ($000's) | N/A * | 6,000 | 7,000 | 6,000 | 6,000 | 7,000 | 7,000 | 33,000 | 39,000 |
| Financed by: | | | | | | | | | |
| Retained Earnings | | 6,000 | 7,000 | 6,000 | 6,000 | 7,000 | 7,000 | 33,000 | 39,000 |

| CASH FLOW | 2024 | 2025 | 2026 | 2027 | 2028 | 2029 | Beyond 2029 | Total |
|---|---|---|---|---|---|---|---|---|
| Project Costs ($000's) | 6,000 | 7,000 | 6,000 | 6,000 | 7,000 | 7,000 | - | 39,000 |
| Financed by: | | | | | | | | |
| Retained Earnings | 6,000 | 7,000 | 6,000 | 6,000 | 7,000 | 7,000 | | 39,000 |

| NET OPERATING IMPACT ($000's) | 2024 | 2025 | 2026 | 2027 | 2028 | 2029 |
|---|---|---|---|---|---|---|
| Operating costs | | | | | | |
| Debt and finance charges | | | | | | |
| Transfer to General Capital Fund | | | | | | |
| **Total Direct Costs** | - | - | - | - | - | - |
| Less: Incremental Revenue/Recovery | | | | | | |
| **Net Cost/(Benefit)** | - | - | - | - | - | - |
| **Incremental Full Time Equivalent Positions** | - | - | - | - | - | - |

Class Estimate: Not applicable, as this is a program

Strategic Priority Action Plan alignment: None

This is a program for mitigating hydraulic, structural, safety, odour and aesthetic problems, as well as for undertaking capacity assessments for the 75 lift stations and associated force mains, gate chambers, and related works in the sewage collection system.

The program includes the condition assessment of all lift stations to establish rehabilitation priority and future funding requirements.

The projects within this program are as follows: Aubrey Lift Station, Barker Lift Station, Clarence Lift Station, Clifton Lift Station, Conway Lift Station, Cornish Lift Station, Linden Lift Station, Mager Drive Lift Station, Mission Gardens Lift Station, Pulberry Lift Station, Ridgedale Lift Station, St. Charles Lift Station, St. Norbert Lift Station, Tylerhurst Lift Station, and Windsor Park Lift Station.

The project list above is in alphabetical order and timing is subject to change due to risk-based reprioritization.

Class estimates for individual projects within this program will be revised to class 3 through preliminary engineering prior to construction.

The estimated life of the assets is 50 years.

* N/A - No amounts have been included in the "Previous Budgets" due to this program's on-going nature.

Project Name: **Combined Sewer Overflow and Basement Flood Management Strategy**

Standing Policy Committee: Water, Waste and Environment

Department: Water and Waste
Project: 2038000124

Service: Wastewater
OurWinnipeg: Environmental Resilience

| AUTHORIZATION | Previous Budgets | 2024 Estimate | FORECAST 2025 | 2026 | 2027 | 2028 | 2029 | Five-Year Forecast Total | Six-Year Total |
|---|---|---|---|---|---|---|---|---|---|
| Project Costs ($000's) | N/A * | 47,000 | 41,500 | 46,500 | 47,000 | 30,000 | 30,000 | 195,000 | 242,000 |
| Financed by: | | | | | | | | | |
| Environmental Projects Reserve | | 47,000 | 41,500 | 46,500 | 47,000 | 30,000 | 30,000 | 195,000 | 242,000 |

| CASH FLOW | 2024 | 2025 | 2026 | 2027 | 2028 | 2029 | Beyond 2029 | Total |
|---|---|---|---|---|---|---|---|---|
| Project Costs ($000's) | 47,000 | 41,500 | 46,500 | 47,000 | 30,000 | 30,000 | - | 242,000 |
| Financed by: | | | | | | | | |
| Environmental Projects Reserve | 47,000 | 41,500 | 46,500 | 47,000 | 30,000 | 30,000 | | 242,000 |

| NET OPERATING IMPACT ($000's) | 2024 | 2025 | 2026 | 2027 | 2028 | 2029 |
|---|---|---|---|---|---|---|
| Operating costs | | | | | | |
| Debt and finance charges | | | | | | |
| Transfer to General Capital Fund | | | | | | |
| **Total Direct Costs** | - | - | - | - | - | - |
| Less: Incremental Revenue/Recovery | | | | | | |
| **Net Cost/(Benefit)** | - | - | - | - | - | - |
| **Incremental Full Time Equivalent Positions** | - | - | - | - | - | - |

Class Estimate: Not applicable, as this is a program

Strategic Priority Action Plan alignment: None

The Combined Sewer Overflow (CSO) and Basement Flood Management Strategy projects will be driven by the CSO Master Plan, which was approved by the Province of Manitoba on November 13, 2019, developed to meet the requirements of Environment Act Licence No. 3042. The objectives of this multi-year program are to comply with the regulations to mitigate the impact of CSOs on the local water courses and improve basement flooding protection.

Funds budgeted are for the development and implementation of a CSO Master Plan as well as for sewer relief works associated with basement flooding and CSO mitigation including sewers, chambers, weirs, and other related works. Funds are also budgeted for monitoring and reporting programs as well as systems, pilot studies, land acquisition, and integration with other major sewer programs.

As part of the 2022 capital budget process, funding was adjusted to reflect the Council Notice of Motion on April 29, 2021, which increased the CSO program budget by 50% annually in 2024-2027 to expedite the work.

This program may include a maximum of 3 temporary capital funded full-time equivalents.

The projects within this program are as follows: Armstrong, Cockburn Calrossie, Cockburn East, Ferry Road and Riverbend, Jefferson East, and Mission.

The project list above is in alphabetical order and timing is subject to change due to risk-based reprioritization.

All projects within the program will be updated to a class 3 estimate through preliminary and detailed design prior to any construction work.

The expected life of the sewers is 50 years, mechanical components is 25 years and Supervisory Control and Data Acquisition system is 10 years.

* N/A - No amounts have been included in the "Previous Budgets" due to this program's on-going nature.

Project Name: **Southwest Interceptor**

Standing Policy Committee: Water, Waste and Environment

Department: Water and Waste
Project: 2037001626

Service: Wastewater
OurWinnipeg: City Building

| AUTHORIZATION | Previous Budgets | 2024 Estimate | FORECAST 2025 | 2026 | 2027 | 2028 | 2029 | Five-Year Forecast Total | Six-Year Total |
|---|---|---|---|---|---|---|---|---|---|
| Project Costs ($000's) | 9,350 | - | - | 22,000 | 32,500 | 30,000 | - | 84,500 | 84,500 |
| Financed by: | | | | | | | | | |
| Retained Earnings | | | | 22,000 | 32,500 | 30,000 | | 84,500 | 84,500 |

| CASH FLOW | 2024 | 2025 | 2026 | 2027 | 2028 | 2029 | Beyond 2029 | Total |
|---|---|---|---|---|---|---|---|---|
| Project Costs ($000's) | - | - | 22,000 | 32,500 | 30,000 | - | - | 84,500 |
| Financed by: | | | | | | | | |
| Retained Earnings | | | 22,000 | 32,500 | 30,000 | | | 84,500 |

| NET OPERATING IMPACT ($000's) | 2024 | 2025 | 2026 | 2027 | 2028 | 2029 |
|---|---|---|---|---|---|---|
| Operating costs | | | | | | |
| Debt and finance charges | | | | | | |
| Transfer to General Capital Fund | | | | | | |
| **Total Direct Costs** | - | - | - | - | - | - |
| Less: Incremental Revenue/Recovery | | | | | | |
| **Net Cost/(Benefit)** | - | - | - | - | - | - |
| **Incremental Full Time Equivalent Positions** | - | - | - | - | - | - |

Class Estimate: See table below

| | 2024 | 2025 | 2026 | 2027 | 2028 | 2029 |
|---|---|---|---|---|---|---|
| **Class Estimate** | | | 3 | 3 | 3 | |
| **Authorization ($000's)** | | | | | | |
| Detailed Design & Construction | | | 22,000 | 32,500 | 30,000 | |

Strategic Priority Action Plan alignment: None

On July 13, 2023, Council approved an advancement for Southwest Interceptor by increasing the budget from $1 million to $8 million in 2023 funded by 2023 Provincial infrastructure funding

Currently, all sewage from the land in Winnipeg south of Abinojii Mikanah and west of the Red River, plus the communities of Lindenwoods and Whyte Ridge, flow to the South End Sewage Treatment Plant (SEWPCC). This flow crosses the Red River between the Fort Garry bridges; at this location the D'Arcy lift station raises the sewage to a sufficient height to allow it to flow by gravity under the Red River.

This crossing represents a single point of failure. If there is a failure of the lift station or the siphon, there is a substantial risk of basement flooding and/or overflows to the Red River. System redundancy is required to convey flows to the treatment plant in the event of a failure of either D'Arcy lift station or the associated siphons. Also, due to the high wet weather flows experienced at the D'Arcy lift station, the additional system capacity will reduce the risk of basement flooding and overflows to the river.

The Southwest Interceptor will provide an additional river crossing of the Red River. A conceptual study will be undertaken to review options and sizing. The project will be broken up into phases; the total cost of the project is estimated at $93.850 million.

***Southwest Interceptor (continued):***

The major benefits of constructing this project include enabling growth in south-west Winnipeg and maintaining essential level of service.

Significant risks associated with constructing this project include unknown ground conditions and construction of a river crossing.

Significant risks of not constructing the project or deferring the project include inability to accommodate future growth and inability to maintain essential level of service.

The expected life of this asset is 75 years.

Project Name: **Environmental Standards Laboratory Facility Plan**

Standing Policy Committee: Water, Waste and Environment

Department: Water and Waste
Project: 2030003624

Service: Wastewater
OurWinnipeg: Environmental Resilience

| AUTHORIZATION | Previous Budgets | 2024 Estimate | FORECAST 2025 | 2026 | 2027 | 2028 | 2029 | Five-Year Forecast Total | Six-Year Total |
|---|---|---|---|---|---|---|---|---|---|
| Project Costs ($000's) | - | 625 | - | - | - | - | - | - | 625 |
| Financed by: | | | | | | | | | |
| Retained Earnings | | 625 | | | | | | - | 625 |

| CASH FLOW | 2024 | 2025 | 2026 | 2027 | 2028 | 2029 | Beyond 2029 | Total |
|---|---|---|---|---|---|---|---|---|
| Project Costs ($000's) | 625 | - | - | - | - | - | - | 625 |
| Financed by: | | | | | | | | |
| Retained Earnings | 625 | | | | | | | 625 |

| NET OPERATING IMPACT ($000's) | 2024 | 2025 | 2026 | 2027 | 2028 | 2029 |
|---|---|---|---|---|---|---|
| Operating costs | | | | | | |
| Debt and finance charges | | | | | | |
| Transfer to General Capital Fund | | | | | | |
| **Total Direct Costs** | - | - | - | - | - | - |
| Less: Incremental Revenue/Recovery | | | | | | |
| **Net Cost/(Benefit)** | - | - | - | - | - | - |
| **Incremental Full Time Equivalent Positions** | - | - | - | - | - | - |

Class Estimate: 5

Strategic Priority Action Plan alignment: None

Environmental Standards Division operates a Canadian Association for Laboratory Accreditation (CALA) accredited laboratory for testing, monitoring, and compliance reporting on behalf of the Water and Waste Department. To ensure the laboratory can continue to stay up-to-date with CALA accreditation standards, meet future regulatory monitoring and reporting requirements, and accommodate the increasing demands of the laboratory's internal clients, a new facility plan is required. The plan will also investigate options to bring additional testing in-house with further accreditation requirements.

Funding will also be utilized for short-term measures required to maintain level of service of the existing lab facilities.

Project will not proceed until a class 3 estimate is obtained.

Additional funds will be required in future years to implement the recommendations of this plan.

Project Name: **Supervisory Control and Data Acquisition Upgrades for Collection System**

Standing Policy Committee: Water, Waste and Environment

Department: Water and Waste
Project: 2040002226
Service: Wastewater
OurWinnipeg: Environmental Resilience

| AUTHORIZATION | Previous Budgets | 2024 Estimate | FORECAST 2025 | 2026 | 2027 | 2028 | 2029 | Five-Year Forecast Total | Six-Year Total |
|---|---|---|---|---|---|---|---|---|---|
| Project Costs ($000's) | - | - | - | 500 | 500 | 350 | 225 | 1,575 | 1,575 |
| Financed by: | | | | | | | | | |
| Retained Earnings | | | | 500 | 500 | 350 | 225 | 1,575 | 1,575 |

| CASH FLOW | 2024 | 2025 | 2026 | 2027 | 2028 | 2029 | Beyond 2029 | Total |
|---|---|---|---|---|---|---|---|---|
| Project Costs ($000's) | - | - | 500 | 500 | 350 | 225 | - | 1,575 |
| Financed by: | | | | | | | | |
| Retained Earnings | | | 500 | 500 | 350 | 225 | | 1,575 |

| NET OPERATING IMPACT ($000's) | 2024 | 2025 | 2026 | 2027 | 2028 | 2029 |
|---|---|---|---|---|---|---|
| Operating costs | | | | | 37 | 56 |
| Debt and finance charges | | | | | | |
| Transfer to General Capital Fund | | | | | | |
| **Total Direct Costs** | - | - | - | - | 37 | 56 |
| Less: Incremental Revenue/Recovery | | | | | | |
| **Net Cost/(Benefit)** | - | - | - | - | 37 | 56 |
| **Incremental Full Time Equivalent Positions** | - | - | - | - | - | - |

Class Estimate: See table below

| | 2024 | 2025 | 2026 | 2027 | 2028 | 2029 |
|---|---|---|---|---|---|---|
| **Class Estimate** | | | **5/5** | **5/5** | **5** | **5** |
| **Authorization ($000's)** | | | | | | |
| Preliminary Design | | | 270 | 120 | | |
| Detailed Design & Construction | | | 230 | 380 | 350 | 225 |

Strategic Priority Action Plan alignment: None

The Supervisory Control and Data Acquisition System provides operational information for the City's sewer collection system (pumps, valves, gates etc.).This work will upgrade the communication system so that it can provide real-time information for sewer system operation and monitoring.

Operating costs are for wireless service communications fees and have been included in the operating budget.

The expected life of this asset is 10 years.

Project Name: **Vacuum Truck Decanting Facility**

Standing Policy Committee: Water, Waste and Environment

Department: Water and Waste
Project: 2034001224

Service: Wastewater
OurWinnipeg: Environmental Resilience

| AUTHORIZATION | Previous Budgets | 2024 Estimate | FORECAST 2025 | 2026 | 2027 | 2028 | 2029 | Five-Year Forecast Total | Six-Year Total |
|---|---|---|---|---|---|---|---|---|---|
| Project Costs ($000's) | 200 | 400 | - | - | - | 900 | 4,650 | 5,550 | 5,950 |
| Financed by: | | | | | | | | | |
| Retained Earnings | | 400 | | | | 900 | 4,650 | 5,550 | 5,950 |

| CASH FLOW | 2024 | 2025 | 2026 | 2027 | 2028 | 2029 | Beyond 2029 | Total |
|---|---|---|---|---|---|---|---|---|
| Project Costs ($000's) | 400 | - | - | - | 900 | 4,650 | - | 5,950 |
| Financed by: | | | | | | | | |
| Retained Earnings | 400 | | | | 900 | 4,650 | | 5,950 |

| NET OPERATING IMPACT ($000's) | 2024 | 2025 | 2026 | 2027 | 2028 | 2029 |
|---|---|---|---|---|---|---|
| Operating costs | | | | | 596 | 608 |
| Debt and finance charges | | | | | | |
| Transfer to General Capital Fund | | | | | | |
| **Total Direct Costs** | - | - | - | - | 596 | 608 |
| Less: Incremental Revenue/Recovery | | | | | | |
| **Net Cost/(Benefit)** | - | - | - | - | 596 | 608 |
| **Incremental Full Time Equivalent Positions** | - | - | - | - | - | - |

Class Estimate: See table below

| | 2024 | 2025 | 2026 | 2027 | 2028 | 2029 |
|---|---|---|---|---|---|---|
| **Class Estimate** | **3** | | | | **5** | **5** |
| **Authorization ($000's)** | | | | | | |
| Preliminary Design | 85 | | | | 250 | |
| Detailed Design & Construction | 315 | | | | 650 | 4,650 |

Strategic Priority Action Plan alignment: None

Vacuum trucks are specifically designed trucks that periodically assist in cleaning underground sewers and catch basins. These vehicles then transport the solids/trash/debris material that has built up in sewers to Brady Road Resource Management Facility for disposal. In order to meet the liquid waste definition from the licence for Brady Road Resource Management Facility, Licence No 3081 R, the vacuum truck materials must meet specific criteria for disposal. This project includes a feasibility study (2023), interim solution (2024), and design and construction of a dedicated facility (2028) to dewater material from vacuum trucks prior to disposal.

This project will result in operation and maintenance costs that have yet to be defined through preliminary design. These amounts have not been reviewed by Council and are subject to change during future budget processes.

The estimated life of this asset will be determined during the feasibility study.

Project Name: **CentrePort South Water and Sewer Servicing**

Standing Policy Committee: Water, Waste and Environment

Department: Water and Waste
Project: 2037001724

Service: Wastewater
OurWinnipeg: Environmental Resilience

| AUTHORIZATION | Previous Budgets | 2024 Estimate | FORECAST 2025 | 2026 | 2027 | 2028 | 2029 | Five-Year Forecast Total | Six-Year Total |
|---|---|---|---|---|---|---|---|---|---|
| Project Costs ($000's) | 47,150 | 9,500 | - | - | - | - | - | - | 9,500 |
| Financed by: | | | | | | | | | |
| Retained Earnings | | 9,500 | | | | | | - | 9,500 |

| CASH FLOW | 2024 | 2025 | 2026 | 2027 | 2028 | 2029 | Beyond 2029 | Total |
|---|---|---|---|---|---|---|---|---|
| Project Costs ($000's) | - | 9,000 | 500 | - | - | - | - | 9,500 |
| Financed by: | | | | | | | | |
| Retained Earnings | | 9,000 | 500 | | | | | 9,500 |

| NET OPERATING IMPACT ($000's) | 2024 | 2025 | 2026 | 2027 | 2028 | 2029 |
|---|---|---|---|---|---|---|
| Operating costs | | | | | | 2,188 |
| Debt and finance charges | | | | | | |
| Transfer to General Capital Fund | | | | | | |
| **Total Direct Costs** | - | - | - | - | - | 2,188 |
| Less: Incremental Revenue/Recovery | | | | | | |
| **Net Cost/(Benefit)** | - | - | - | - | - | 2,188 |
| **Incremental Full Time Equivalent Positions** | - | - | - | - | - | - |

Class Estimate: 3

Strategic Priority Action Plan alignment: 2.5 Initiate water and wastewater servicing for Phase 1A of CentrePort South expansion

This project includes the detailed design and construction of a water feeder main extension, a new sewer lift station and force main connection to the Inkster Interceptor, as well as land acquisition and administrative costs.

Work will be separated into phases to provide servicing for the area as development occurs. Included in this project is a temporary full-time equivalent (FTE) Senior Project Manager position for the duration of the project. The position will be funded through capital, 75% from the Sewage Disposal System Fund, 25% from the Waterworks System Fund.

All funding for this project is split 25% to Waterworks System Fund (refer to page 261) and 75% to Sewage Disposal System Fund.

| Project Funding ($000's) | Previous Budgets | 2024 Preliminary | Total |
|---|---|---|---|
| Waterworks Fund Retained Earnings | 2,750 | 3,200 | 5,950 |
| Sewage Disposal Fund Retained Earnings | 11,150 | 9,500 | 20,650 |
| Federal/Provincial Government Funding | 40,000 | | 40,000 |
| External Debt | 8,250 | | 8,250 |
| **Total** | **62,150** | **12,700** | **74,850** |

This project will result in operation and maintenance costs that have yet to be defined through preliminary design.

The expected life of these assets are 75 years.

Project Name: **Sewer Renewals**

Standing Policy Committee: Water, Waste and Environment

Department: Water and Waste
Project: 2039100124

Service: Wastewater
OurWinnipeg: Environmental Resilience

| AUTHORIZATION | Previous Budgets | 2024 Estimate | FORECAST 2025 | 2026 | 2027 | 2028 | 2029 | Five-Year Forecast Total | Six-Year Total |
|---|---|---|---|---|---|---|---|---|---|
| Project Costs ($000's) | N/A * | 21,000 | 23,250 | 23,750 | 24,500 | 25,500 | 26,250 | 123,250 | 144,250 |
| Financed by: | | | | | | | | | |
| Sewer System Rehabilitation Reserve | | 21,000 | 23,250 | 23,750 | 24,500 | 25,500 | 26,250 | 123,250 | 144,250 |

| CASH FLOW | 2024 | 2025 | 2026 | 2027 | 2028 | 2029 | Beyond 2029 | Total |
|---|---|---|---|---|---|---|---|---|
| Project Costs ($000's) | 21,000 | 23,250 | 23,750 | 24,500 | 25,500 | 26,250 | - | 144,250 |
| Financed by: | | | | | | | | |
| Sewer System Rehabilitation Reserve | 21,000 | 23,250 | 23,750 | 24,500 | 25,500 | 26,250 | | 144,250 |

| NET OPERATING IMPACT ($000's) | 2024 | 2025 | 2026 | 2027 | 2028 | 2029 |
|---|---|---|---|---|---|---|
| Operating costs | | | | | | |
| Debt and finance charges | | | | | | |
| Transfer to General Capital Fund | | | | | | |
| **Total Direct Costs** | - | - | - | - | - | - |
| Less: Incremental Revenue/Recovery | | | | | | |
| **Net Cost/(Benefit)** | - | - | - | - | - | - |
| **Incremental Full Time Equivalent Positions** | - | - | - | - | - | - |

Class Estimate: Not applicable, as this is a program

Strategic Priority Action Plan alignment: None

This is a program to replace and/or rehabilitate combined, wastewater, and land drainage sewer infrastructure that are no longer meeting level of service objectives. A portion of the funding will be used for condition assessment of sewer assets; sewers will be replaced or rehabilitated using appropriate technologies on a risk-based level of service basis. Funds will also be utilized to update the sewer asset register, and ongoing operating costs associated with software licensing and maintenance have been included in the operating budget.

Funding will also be utilized for the assessment, repair and/or replacement, under certain conditions, of private wastewater sewer services within the public right-of-way under the Sewer By-Law, and for the development of wastewater and land drainage design standards.

On December 14, 2023, Council authorized a first charge of up to $2.5 million in 2023 or prior to adoption of the 2024 capital budget.

The expected remaining life of each rehabilitated sewer ranges from 20 to 100 years, depending on the rehabilitation technology and the asset condition. The expected life of the asset register is 10 years.

* N/A - No amounts have been included in the "Previous Budgets" due to this program's on-going nature.

Project Name: **Wastewater Services Facility Plan**

Standing Policy Committee: Water, Waste and Environment

Department: Water and Waste
Project: 2030003424

Service: Wastewater
OurWinnipeg: Environmental Resilience

| AUTHORIZATION | Previous Budgets | 2024 Estimate | FORECAST 2025 | 2026 | 2027 | 2028 | 2029 | Five-Year Forecast Total | Six-Year Total |
|---|---|---|---|---|---|---|---|---|---|
| Project Costs ($000's) | - | 650 | - | - | - | - | - | - | 650 |
| Financed by: | | | | | | | | | |
| Retained Earnings | | 300 | | | | | | - | 300 |
| Transfer from Prior Year Authorization | | 350 | | | | | | - | 350 |

| CASH FLOW | 2024 | 2025 | 2026 | 2027 | 2028 | 2029 | Beyond 2029 | Total |
|---|---|---|---|---|---|---|---|---|
| Project Costs ($000's) | 650 | - | - | - | - | - | - | 650 |
| Financed by: | | | | | | | | |
| Retained Earnings | 300 | | | | | | | 300 |
| Transfer from Prior Year Authorization | 350 | | | | | | | 350 |

| NET OPERATING IMPACT ($000's) | 2024 | 2025 | 2026 | 2027 | 2028 | 2029 |
|---|---|---|---|---|---|---|
| Operating costs | | | | | | |
| Debt and finance charges | | | | | | |
| Transfer to General Capital Fund | | | | | | |
| **Total Direct Costs** | - | - | - | - | - | - |
| Less: Incremental Revenue/Recovery | | | | | | |
| **Net Cost/(Benefit)** | - | - | - | - | - | - |
| **Incremental Full Time Equivalent Positions** | - | - | - | - | - | - |

Class Estimate: 3

Strategic Priority Action Plan alignment: None

The Wastewater Services Facilities Plan will evaluate options to consolidate or centralize various buildings used by the Wastewater Services Division, including mechanical and maintenance shops, storage facilities, and offices. These facilities are currently spread out over multiple sites.

Funding in 2024 includes $350,000 rebudgeted from capital budget authorized in 2020 - see Appendix 4.

Additional funds will be required in future years to implement the recommendations of this plan.

Project Name: **Northwest Interceptor Regional Assessment Study**

Standing Policy Committee: Water, Waste and Environment

Department: Water and Waste
Project: 2037001825

Service: Wastewater
OurWinnipeg: Environmental Resilience

| AUTHORIZATION | Previous Budgets | 2024 Estimate | FORECAST 2025 | 2026 | 2027 | 2028 | 2029 | Five-Year Forecast Total | Six-Year Total |
|---|---|---|---|---|---|---|---|---|---|
| Project Costs ($000's) | - | - | 325 | - | - | - | - | 325 | 325 |
| Financed by: | | | | | | | | | |
| Retained Earnings | | | 325 | | | | | 325 | 325 |

| CASH FLOW | 2024 | 2025 | 2026 | 2027 | 2028 | 2029 | Beyond 2029 | Total |
|---|---|---|---|---|---|---|---|---|
| Project Costs ($000's) | - | 325 | - | - | - | - | - | 325 |
| Financed by: | | | | | | | | |
| Retained Earnings | | 325 | | | | | | 325 |

| NET OPERATING IMPACT ($000's) | 2024 | 2025 | 2026 | 2027 | 2028 | 2029 |
|---|---|---|---|---|---|---|
| Operating costs | | | | | | |
| Debt and finance charges | | | | | | |
| Transfer to General Capital Fund | | | | | | |
| **Total Direct Costs** | - | - | - | - | - | - |
| Less: Incremental Revenue/Recovery | | | | | | |
| **Net Cost/(Benefit)** | - | - | - | - | - | - |
| **Incremental Full Time Equivalent Positions** | - | - | - | - | - | - |

Class Estimate: 3

Strategic Priority Action Plan alignment: None

The Northwest Interceptor system conveys sewage from homes, businesses, and institutions in the growing northwest quadrant of Winnipeg to the North End Sewage Treatment Plant (NEWPCC) for treatment. This sewer system also receives wastewater from the RM of Rosser, and will receive wastewater from the CentrePort South development site. Planning for future growth in this interceptor system is necessary to identify capacity requirements based on expected development.

This study will assess the capacity of the regional interceptor system and determine where future upgrades may be required based on future growth projections.

Additional funds may be required in future years to implement recommendations of this study.

The expected life of this asset is 75 years.

Project Name: **Brady Road Resource Management Facility - Cell Construction**

Standing Policy Committee: Water, Waste and Environment

Department: Water and Waste
Project: 2062000424

Service: Solid Waste Disposal
OurWinnipeg: Environmental Resilience

| AUTHORIZATION | Previous Budgets | 2024 Estimate | FORECAST 2025 | 2026 | 2027 | 2028 | 2029 | Five-Year Forecast Total | Six-Year Total |
|---|---|---|---|---|---|---|---|---|---|
| Project Costs ($000's) | N/A * | 1,000 | 16,800 | 4,300 | 5,800 | 4,900 | 5,900 | 37,700 | 38,700 |
| Financed by: | | | | | | | | | |
| Retained Earnings | | 1,000 | | | | | | - | 1,000 |
| Province of Manitoba Strategic Infrastructure Funding | | | | | 5,800 | | | 5,800 | 5,800 |
| External Debt | | | 16,800 | 4,300 | | 4,900 | 5,900 | 31,900 | 31,900 |

| CASH FLOW | 2024 | 2025 | 2026 | 2027 | 2028 | 2029 | Beyond 2029 | Total |
|---|---|---|---|---|---|---|---|---|
| Project Costs ($000's) | 1,000 | 16,800 | 4,300 | 5,800 | 4,900 | 5,900 | - | 38,700 |
| Financed by: | | | | | | | | |
| Retained Earnings | 1,000 | | | | | | | 1,000 |
| Province of Manitoba Strategic Infrastructure Funding | | | | 5,800 | | | | 5,800 |
| External Debt | | 16,800 | 4,300 | | 4,900 | 5,900 | | 31,900 |

| NET OPERATING IMPACT ($000's) | 2024 | 2025 | 2026 | 2027 | 2028 | 2029 |
|---|---|---|---|---|---|---|
| Operating costs | | | | | 14 | 14 |
| Debt and finance charges | | | | | | |
| Transfer to General Capital Fund | | | | | | |
| **Total Direct Costs** | - | - | - | - | 14 | 14 |
| Less: Incremental Revenue/Recovery | | | | | | |
| **Net Cost/(Benefit)** | - | - | - | - | 14 | 14 |
| **Incremental Full Time Equivalent Positions** | - | - | - | - | - | - |

Class Estimate: Not applicable, as this is a program

Strategic Priority Action Plan alignment: None

Solid waste must be disposed of in engineered landfill cells under the conditions of the Environment Act Licence No. 3081 R. As the capacity of existing landfill cells is consumed, new cells and their supporting infrastructure must be designed and constructed. The funding identified provides for design, excavation, liners, leachate collection, associated surface and ground water management, access roads, and associated engineering work.

Operating costs are for roadway maintenance, snow clearing and ditch maintenance.

The expected life of the assets is 50 years.

* N/A - No amounts have been included in the "Previous Budgets" due to this program's on-going nature.

Project Name: **Soil Fabrication for Landfill Cover**

Standing Policy Committee: Water, Waste and Environment

Department: Water and Waste
Project: 2062001124

Service: Solid Waste Disposal
OurWinnipeg: Environmental Resilience

| AUTHORIZATION | Previous Budgets | 2024 Estimate | FORECAST 2025 | 2026 | 2027 | 2028 | 2029 | Five-Year Forecast Total | Six-Year Total |
|---|---|---|---|---|---|---|---|---|---|
| Project Costs ($000's) | N/A * | 1,775 | 1,400 | 750 | 110 | - | - | 2,260 | 4,035 |
| Financed by: | | | | | | | | | |
| Landfill Rehabilitation Reserve | | 1,775 | 1,400 | 750 | 110 | | | 2,260 | 4,035 |

| CASH FLOW | 2024 | 2025 | 2026 | 2027 | 2028 | 2029 | Beyond 2029 | Total |
|---|---|---|---|---|---|---|---|---|
| Project Costs ($000's) | 1,775 | 1,400 | 750 | 110 | - | - | - | 4,035 |
| Financed by: | | | | | | | | |
| Landfill Rehabilitation Reserve | 1,775 | 1,400 | 750 | 110 | | | | 4,035 |

| NET OPERATING IMPACT ($000's) | 2024 | 2025 | 2026 | 2027 | 2028 | 2029 |
|---|---|---|---|---|---|---|
| Operating costs | | | | | | |
| Debt and finance charges | | | | | | |
| Transfer to General Capital Fund | | | | | | |
| **Total Direct Costs** | - | - | - | - | - | - |
| Less: Incremental Revenue/Recovery | | | | | | |
| **Net Cost/(Benefit)** | - | - | - | - | - | - |
| **Incremental Full Time Equivalent Positions** | - | - | - | - | - | - |

Class Estimate: Not applicable, as this is a program

Strategic Priority Action Plan alignment: None

This program is for all-season soil fabrication to comply with the Province’s regulatory requirement to place a vegetative layer for landfill post-closure. The soil fabrication process uses residuals from City services; such as biosolids from wastewater treatment, street sweepings from winter road operations (sand and grit), and wood waste. This program also aligns with the Biosolids Master Plan, Forestry report to Council, Brady Rd Master Plan, Winnipeg Climate Action Plan, Closed Landfills Disposition Study, and Leachate Treatment Study.

Fabricating soil is a lower-cost alternative to purchasing top soil and uses materials that would otherwise be landfilled. The fabricated soil is spread and seeded at the City landfills to establish the required vegetative layer. Operations include ongoing environmental and vegetative monitoring.

* N/A - No amounts have been included in the "Previous Budgets" due to this program's on-going nature.

Project Name: **Brady Road Resource Management Facility - Landfill Gas Capture Expansion**

Standing Policy Committee: Water, Waste and Environment

Department: Water and Waste
Project: 2062000226

Service: Solid Waste Disposal
OurWinnipeg: Environmental Resilience

| AUTHORIZATION | Previous Budgets | 2024 Estimate | FORECAST 2025 | 2026 | 2027 | 2028 | 2029 | Five-Year Forecast Total | Six-Year Total |
|---|---|---|---|---|---|---|---|---|---|
| Project Costs ($000's) | N/A * | - | - | 150 | 3,100 | - | - | 3,250 | 3,250 |
| Financed by: | | | | | | | | | |
| Retained Earnings | | | | 150 | 3,100 | | | 3,250 | 3,250 |

| CASH FLOW | 2024 | 2025 | 2026 | 2027 | 2028 | 2029 | Beyond 2029 | Total |
|---|---|---|---|---|---|---|---|---|
| Project Costs ($000's) | - | - | 150 | 3,100 | - | - | - | 3,250 |
| Financed by: | | | | | | | | |
| Retained Earnings | | | 150 | 3,100 | | | | 3,250 |

| NET OPERATING IMPACT ($000's) | 2024 | 2025 | 2026 | 2027 | 2028 | 2029 |
|---|---|---|---|---|---|---|
| Operating costs | | | | | | |
| Debt and finance charges | | | | | | |
| Transfer to General Capital Fund | | | | | | |
| **Total Direct Costs** | - | - | - | - | - | - |
| Less: Incremental Revenue/Recovery | | | | | | |
| **Net Cost/(Benefit)** | - | - | - | - | - | - |
| **Incremental Full Time Equivalent Positions** | - | - | - | - | - | - |

Class Estimate: Not applicable, as this is a program

Strategic Priority Action Plan alignment: None

There is an obligation under the Province of Manitoba Environment Act Licence No. 3081 R for the Brady Road Resource Management Facility (BRRMF) to control odours leaving the landfill site. If the gas is not collected, objectionable odours may be experienced by the nearby neighbourhoods from the active filling area. Additionally, flammable gases will be released uncontrolled from the decomposing waste which may pose public health and safety risks. The Climate Change and Emissions Reductions Act requires the City to collect and destroy methane gas generated by the BRRMF, consistent with Provincial directives on greenhouse gas reduction and odour control.

The estimated life of the assets is 50 years.

* N/A - No amounts have been included in the "Previous Budgets" due to this program's on-going nature.

Project Name: **Green Cart Program: Organics Collection and Processing Service Development**

Standing Policy Committee: Water, Waste and Environment

Department: Water and Waste
Project: 2065001824

Service: Recycling and Waste Diversion
OurWinnipeg: Environmental Resilience

| AUTHORIZATION | Previous Budgets | 2024 Estimate | FORECAST 2025 | 2026 | 2027 | 2028 | 2029 | Five-Year Forecast Total | Six-Year Total |
|---|---|---|---|---|---|---|---|---|---|
| Project Costs ($000's) | - | 500 | - | - | - | - | - | - | 500 |
| Financed by: | | | | | | | | | |
| Waste Diversion Reserve | | 500 | | | | | | | 500 |

| CASH FLOW | 2024 | 2025 | 2026 | 2027 | 2028 | 2029 | Beyond 2029 | Total |
|---|---|---|---|---|---|---|---|---|
| Project Costs ($000's) | 500 | - | - | - | - | - | - | 500 |
| Financed by: | | | | | | | | |
| Waste Diversion Reserve | 500 | | | | | | | 500 |

| NET OPERATING IMPACT ($000's) | 2024 | 2025 | 2026 | 2027 | 2028 | 2029 |
|---|---|---|---|---|---|---|
| Operating costs | | | | | | |
| Debt and finance charges | | | | | | |
| Transfer to General Capital Fund | | | | | | |
| **Total Direct Costs** | - | - | - | - | - | - |
| Less: Incremental Revenue/Recovery | | | | | | |
| **Net Cost/(Benefit)** | - | - | - | - | - | - |
| **Incremental Full Time Equivalent Positions** | - | - | - | - | - | - |

Class Estimate: 3

Strategic Priority Action Plan alignment: 4.8 Develop and implement a city-wide residential food waste collection (green cart) and processing program

On October 26, 2023, Council approved this project for Professional Consulting Services to assist in the the development of an organics (primarily residential food waste) processing services program. Consulting services will include technical engineering advice, oversight and quality assurance to help ensure that the design, construction and operation of the organics processing facility is in full compliance with project scope documents, operating protocols, contract terms, good construction and operating practices, and applicable environmental and regulatory compliance, construction and safety practices.

Project Name: **Comprehensive Integrated Waste Management Strategy - Review**

Standing Policy Committee: Water, Waste and Environment

Department: Water and Waste
Project: 2060000728

Service: Recycling and Waste Diversion
OurWinnipeg: Leadership and Good Governance

| AUTHORIZATION | Previous Budgets | 2024 Estimate | FORECAST 2025 | 2026 | 2027 | 2028 | 2029 | Five-Year Forecast Total | Six-Year Total |
|---|---|---|---|---|---|---|---|---|---|
| Project Costs ($000's) | 390 | - | - | - | - | 450 | - | 450 | 450 |
| Financed by: | | | | | | | | | |
| Waste Diversion Reserve | | | | | | 450 | | 450 | 450 |

| CASH FLOW | 2024 | 2025 | 2026 | 2027 | 2028 | 2029 | Beyond 2029 | Total |
|---|---|---|---|---|---|---|---|---|
| Project Costs ($000's) | - | - | - | - | 450 | - | - | 450 |
| Financed by: | | | | | | | | |
| Waste Diversion Reserve | | | | | 450 | | | 450 |

| NET OPERATING IMPACT ($000's) | 2024 | 2025 | 2026 | 2027 | 2028 | 2029 |
|---|---|---|---|---|---|---|
| Operating costs | | | | | | |
| Debt and finance charges | | | | | | |
| Transfer to General Capital Fund | | | | | | |
| **Total Direct Costs** | - | - | - | - | - | - |
| Less: Incremental Revenue/Recovery | | | | | | |
| **Net Cost/(Benefit)** | - | - | - | - | - | - |
| **Incremental Full Time Equivalent Positions** | - | - | - | - | - | - |

Class Estimate: 3

Strategic Priority Action Plan alignment: None

On October 19, 2011, Council adopted the Comprehensive Integrated Waste Management Strategy for implementation starting in 2012. The strategy includes a recommendation for Solid Waste Services to undertake a review, analysis and development of a roadmap of the City's solid waste systems every five years.

Project Name: **Flood Pumping Station Rehabilitation**

Standing Policy Committee: Water, Waste and Environment

Department: Water and Waste
Project: 2076500124

Service: Land Drainage and Flood Control
OurWinnipeg: Environmental Resilience

| AUTHORIZATION | Previous Budgets | 2024 Estimate | FORECAST 2025 | 2026 | 2027 | 2028 | 2029 | Five-Year Forecast Total | Six-Year Total |
|---|---|---|---|---|---|---|---|---|---|
| Project Costs ($000's) | N/A * | 1,500 | 1,500 | 1,500 | 1,500 | 1,500 | 1,500 | 7,500 | 9,000 |
| Financed by: | | | | | | | | | |
| Transfer from Sewage Disposal System Fund | | 1,500 | 1,500 | 1,500 | 1,500 | 1,500 | 1,500 | 7,500 | 9,000 |

| CASH FLOW | 2024 | 2025 | 2026 | 2027 | 2028 | 2029 | Beyond 2029 | Total |
|---|---|---|---|---|---|---|---|---|
| Project Costs ($000's) | 1,500 | 1,500 | 1,500 | 1,500 | 1,500 | 1,500 | - | 9,000 |
| Financed by: | | | | | | | | |
| Transfer from Sewage Disposal System Fund | 1,500 | 1,500 | 1,500 | 1,500 | 1,500 | 1,500 | | 9,000 |

| NET OPERATING IMPACT ($000's) | 2024 | 2025 | 2026 | 2027 | 2028 | 2029 |
|---|---|---|---|---|---|---|
| Operating costs | | | | | | |
| Debt and finance charges | | | | | | |
| Transfer to General Capital Fund | | | | | | |
| **Total Direct Costs** | - | - | - | - | - | - |
| Less: Incremental Revenue/Recovery | | | | | | |
| **Net Cost/(Benefit)** | - | - | - | - | - | - |
| **Incremental Full Time Equivalent Positions** | - | - | - | - | - | - |

Class Estimate: Not applicable, as this is a program

Strategic Priority Action Plan alignment: None

A 2007 report on the adequacy and operation of the City's regional flood pumping stations identified station upgrades required in the near and long term. These upgrades improve overall station reliability during high river levels and rainfall events and may include changes to ventilation, electrical, mechanical, structural, or architectural components of the stations and associated structures, chambers, weirs, outfall pipes, and gates. A program to address high priority reliability items has been developed for implementation. All stations will be upgraded for remote monitoring which is critical during flood and rainfall events.

The program includes the condition assessment of all flood pumping stations to establish rehabilitation priority and future funding requirements.

The projects within this program are as follows: Ash Flood Pumping Station, Aubrey Flood Pumping Station, Bannatyne Flood Pumping Station, Colony Flood Pumping Station, Jessie Flood Pumping Station, and Mission Wet well.

The project list above is in alphabetical order and timing is subject to change due to risk-based reprioritization.

Class estimates for individual projects within this program will be revised to class 3 through preliminary engineering prior to construction.

The expected life of the assets is 50 years.

* N/A - No amounts have been included in the "Previous Budgets" due to this program's on-going nature.

Project Name: **Land Drainage Sewers - Regional / Local Streets**

Standing Policy Committee: Water, Waste and Environment

Department: Water and Waste
Project: 2082000224

Service: Land Drainage and Flood Control
OurWinnipeg: Environmental Resilience

| AUTHORIZATION | Previous Budgets | 2024 Estimate | FORECAST 2025 | 2026 | 2027 | 2028 | 2029 | Five-Year Forecast Total | Six-Year Total |
|---|---|---|---|---|---|---|---|---|---|
| Project Costs ($000's) | N/A * | 100 | 100 | 100 | 100 | 100 | 100 | 500 | 600 |
| Financed by: | | | | | | | | | |
| Transfer from Sewage Disposal System Fund | | 100 | 100 | 100 | 100 | 100 | 100 | 500 | 600 |

| CASH FLOW | 2024 | 2025 | 2026 | 2027 | 2028 | 2029 | Beyond 2029 | Total |
|---|---|---|---|---|---|---|---|---|
| Project Costs ($000's) | 100 | 100 | 100 | 100 | 100 | 100 | - | 600 |
| Financed by: | | | | | | | | |
| Transfer from Sewage Disposal System Fund | 100 | 100 | 100 | 100 | 100 | 100 | | 600 |

| NET OPERATING IMPACT ($000's) | 2024 | 2025 | 2026 | 2027 | 2028 | 2029 |
|---|---|---|---|---|---|---|
| Operating costs | | | | | | |
| Debt and finance charges | | | | | | |
| Transfer to General Capital Fund | | | | | | |
| **Total Direct Costs** | - | - | - | - | - | - |
| Less: Incremental Revenue/Recovery | | | | | | |
| **Net Cost/(Benefit)** | - | - | - | - | - | - |
| **Incremental Full Time Equivalent Positions** | - | - | - | - | - | - |

Class Estimate: Not applicable, as this is a program

Strategic Priority Action Plan alignment: None

Land drainage sewers and catch basins required for Local Improvement projects and other miscellaneous drainage improvements.

* N/A - No amounts have been included in the "Previous Budgets" due to this program's on-going nature.

Project Name: **Stormwater Retention Basin Upgrades**

Standing Policy Committee: Water, Waste and Environment

Department: Water and Waste
Project: 2075000124

Service: Land Drainage and Flood Control
OurWinnipeg: Environmental Resilience

| AUTHORIZATION | Previous Budgets | 2024 Estimate | FORECAST 2025 | 2026 | 2027 | 2028 | 2029 | Five-Year Forecast Total | Six-Year Total |
|---|---|---|---|---|---|---|---|---|---|
| Project Costs ($000's) | N/A * | 485 | - | - | 600 | - | - | 600 | 1,085 |
| Financed by: | | | | | | | | | |
| Transfer from Sewage Disposal System Fund | | 485 | | | 600 | | | 600 | 1,085 |

| CASH FLOW | 2024 | 2025 | 2026 | 2027 | 2028 | 2029 | Beyond 2029 | Total |
|---|---|---|---|---|---|---|---|---|
| Project Costs ($000's) | 485 | - | - | 600 | - | - | - | 1,085 |
| Financed by: | | | | | | | | |
| Transfer from Sewage Disposal System Fund | 485 | | | 600 | | | | 1,085 |

| NET OPERATING IMPACT ($000's) | 2024 | 2025 | 2026 | 2027 | 2028 | 2029 |
|---|---|---|---|---|---|---|
| Operating costs | | | | | | |
| Debt and finance charges | | | | | | |
| Transfer to General Capital Fund | | | | | | |
| **Total Direct Costs** | - | - | - | - | - | - |
| Less: Incremental Revenue/Recovery | | | | | | |
| **Net Cost/(Benefit)** | - | - | - | - | - | - |
| **Incremental Full Time Equivalent Positions** | - | - | - | - | - | - |

Class Estimate: Not applicable, as this is a program

Strategic Priority Action Plan alignment: None

There are over 100 stormwater retention basins (SRBs) that the City maintains as part of the land drainage system. This program is utilized to replace aging and deteriorated infrastructure along the public shorelines and infrastructure associated with the SRBs of the City's lake system. Funding will also be utilized for the development of design standards for naturalized SRBs.

The projects within this program are as follows: SRBs 3-10 (Old Kildonan: Amber Trail at Ambergate Dr), 4-6 (Transcona: Devonshire Dr W at Kildonan Meadow Dr), 6-10 (St. Norbert - Seine River: Dalhousie Dr at Pembina Hwy, north pond), 6-11 (St. Norbert - Seine River: Dalhousie Dr at Pembina Hwy, south pond), 6-16 (Waverley West: Point West Dr at Bairdmore Blvd), and 6-25 (Linden Ridge: south side of Falcon Ridge Dr).

The project list above is in numerical order and timing is subject to change due to risk-based reprioritization.

Class estimates for individual projects within this program will be revised to class 3 through preliminary engineering prior to construction.

The estimated life of the assets range from 15 to 50 years, depending on asset type, condition, and rehabilitation method used.

* N/A - No amounts have been included in the "Previous Budgets" due to this program's on-going nature.

Project Name: **Outfall Rehabilitation**

Standing Policy Committee: Water, Waste and Environment

Department: Water and Waste
Project: 2078000124

Service: Land Drainage and Flood Control
OurWinnipeg: Environmental Resilience

| AUTHORIZATION | Previous Budgets | 2024 Estimate | FORECAST 2025 | 2026 | 2027 | 2028 | 2029 | Five-Year Forecast Total | Six-Year Total |
|---|---|---|---|---|---|---|---|---|---|
| Project Costs ($000's) | N/A * | 1,000 | 2,000 | 3,200 | 2,000 | 2,000 | 3,000 | 12,200 | 13,200 |
| Financed by: | | | | | | | | | |
| Transfer from Sewage Disposal System Fund | | 1,000 | 2,000 | 3,200 | 2,000 | 2,000 | 3,000 | 12,200 | 13,200 |

| CASH FLOW | 2024 | 2025 | 2026 | 2027 | 2028 | 2029 | Beyond 2029 | Total |
|---|---|---|---|---|---|---|---|---|
| Project Costs ($000's) | 1,000 | 2,000 | 3,200 | 2,000 | 2,000 | 3,000 | - | 13,200 |
| Financed by: | | | | | | | | |
| Transfer from Sewage Disposal System Fund | 1,000 | 2,000 | 3,200 | 2,000 | 2,000 | 3,000 | | 13,200 |

| NET OPERATING IMPACT ($000's) | 2024 | 2025 | 2026 | 2027 | 2028 | 2029 |
|---|---|---|---|---|---|---|
| Operating costs | | | | | | |
| Debt and finance charges | | | | | | |
| Transfer to General Capital Fund | | | | | | |
| **Total Direct Costs** | - | - | - | - | - | - |
| Less: Incremental Revenue/Recovery | | | | | | |
| **Net Cost/(Benefit)** | - | - | - | - | - | - |
| **Incremental Full Time Equivalent Positions** | - | - | - | - | - | - |

Class Estimate: Not applicable, as this is a program

Strategic Priority Action Plan alignment: None

An Outfall Condition Assessment was completed in 2019. This assessment prioritizes Winnipeg's outfall sites that require renewal/ rehabilitation, identifies potential renewal/rehabilitation techniques for each outfall, and provides high level cost estimates for this work. The City will program and undertake risk-based work on a yearly basis to maximize use of funding for the rehabilitation of sewer outfalls, repairs to piping and related appurtenances, and to improve riverbank stability issues. Funds are also included for condition assessments and re-inspections, as required.

On December 14, 2023, Council authorized a first charge of up to $1.0 million in 2023 or prior to adoption of the 2024 capital budget.

The projects within this program are as follows: Galsworthy Pl & Coleridge Park, Lyndale Dr & Walmer St, River Rd & Minnetonka St, West Gate & Cornish, Rivergate Dr, 1 Hart Ave, 1 Roslyn Rd, 16 Watt St, 30 Spence St, 34 Lonsdale Dr, 40 Ferry Rd, 40 Malcana St, 82 Summerview Lane, 105 Mayfair Ave, 111 Scotia St, 230 Moore Ave, 260 Victoria Cres, 435 Kingston Cres, 522 Raglan Rd, 694 Kildonan Dr, 904 Kildonan Dr, 2641 Scotia St, and 4585 Roblin Blvd.

The project list above is in alphabetical / numerical order and timing is subject to change due to risk-based reprioritization.

The expected life of the assets is 50 years.

* N/A - No amounts have been included in the "Previous Budgets" due to this program's on-going nature.

Project Name: **Land Drainage and Combined Sewers Outfall Gate Structures**

Standing Policy Committee: Water, Waste and Environment

Department: Water and Waste
Project: 2078500224

Service: Land Drainage and Flood Control
OurWinnipeg: Environmental Resilience

| AUTHORIZATION | Previous Budgets | 2024 Estimate | FORECAST 2025 | 2026 | 2027 | 2028 | 2029 | Five-Year Forecast Total | Six-Year Total |
|---|---|---|---|---|---|---|---|---|---|
| Project Costs ($000's) | N/A * | 2,150 | 3,210 | 2,920 | - | - | - | 6,130 | 8,280 |
| Financed by: | | | | | | | | | |
| Transfer from Sewage Disposal System Fund | | 2,150 | 3,210 | 2,920 | | | | 6,130 | 8,280 |

| CASH FLOW | 2024 | 2025 | 2026 | 2027 | 2028 | 2029 | Beyond 2029 | Total |
|---|---|---|---|---|---|---|---|---|
| Project Costs ($000's) | 2,150 | 3,210 | 2,050 | 870 | - | - | - | 8,280 |
| Financed by: | | | | | | | | |
| Transfer from Sewage Disposal System Fund | 2,150 | 3,210 | 2,050 | 870 | | | | 8,280 |

| NET OPERATING IMPACT ($000's) | 2024 | 2025 | 2026 | 2027 | 2028 | 2029 |
|---|---|---|---|---|---|---|
| Operating costs | | | | | | |
| Debt and finance charges | | | | | | |
| Transfer to General Capital Fund | | | | | | |
| **Total Direct Costs** | - | - | - | - | - | - |
| Less: Incremental Revenue/Recovery | | | | | | |
| **Net Cost/(Benefit)** | - | - | - | - | - | - |
| **Incremental Full Time Equivalent Positions** | - | - | - | - | - | - |

Class Estimate: Not applicable, as this is a program

Strategic Priority Action Plan alignment: None

All land drainage gate chambers have been upgraded to a protection level of 24.5 feet James Avenue. The current focus of this program is to upgrade existing gate chambers to meet minimum levels of service and install new gate chambers for flood control on both combined and separated sewer districts during high river level conditions. Under high river level (flood) conditions, the river water backs up into the land drainage and combined sewer systems. An engineering study has been undertaken to develop conceptual designs and cost estimates for adding flap gates and permanent pumping as required for some of the identified sites, and will be undertaken for remaining sites in future years.

Funds are also provisioned for the rehabilitation of sewer flap gates and associated structures to ensure that all systems are adequately protected from river water intrusion.

The projects within this program are as follows: Baldry Creek Gate Chamber, Cornish Gate Chamber, Doncaster Gate Chamber, and Renfrew Gate Chamber.

The project list above is in alphabetical order and timing is subject to change due to risk-based reprioritization

Class estimates for individual projects within this program will be revised to class 3 through preliminary engineering prior to construction.

The expected life of the assets is 50 years.

* N/A - No amounts have been included in the "Previous Budgets" due to this program's on-going nature.

Project Name: **Development Agreement Paybacks**

Standing Policy Committee: Water, Waste and Environment

Department: Water and Waste
Project: 2077000124

Service: Land Drainage and Flood Control
OurWinnipeg: Leadership and Good Governance

| AUTHORIZATION | Previous Budgets | 2024 Estimate | FORECAST 2025 | 2026 | 2027 | 2028 | 2029 | Five-Year Forecast Total | Six-Year Total |
|---|---|---|---|---|---|---|---|---|---|
| Project Costs ($000's) | N/A * | 300 | 1,500 | 500 | 750 | - | - | 2,750 | 3,050 |
| Financed by: | | | | | | | | | |
| Developer Capacity Charges | | 300 | 1,500 | 500 | 750 | | | 2,750 | 3,050 |

| CASH FLOW | 2024 | 2025 | 2026 | 2027 | 2028 | 2029 | Beyond 2029 | Total |
|---|---|---|---|---|---|---|---|---|
| Project Costs ($000's) | 300 | 1,500 | 500 | 750 | - | - | - | 3,050 |
| Financed by: | | | | | | | | |
| Developer Capacity Charges | 300 | 1,500 | 500 | 750 | | | | 3,050 |

| NET OPERATING IMPACT ($000's) | 2024 | 2025 | 2026 | 2027 | 2028 | 2029 |
|---|---|---|---|---|---|---|
| Operating costs | | | | | | |
| Debt and finance charges | | | | | | |
| Transfer to General Capital Fund | | | | | | |
| **Total Direct Costs** | - | - | - | - | - | - |
| Less: Incremental Revenue/Recovery | | | | | | |
| **Net Cost/(Benefit)** | - | - | - | - | - | - |
| **Incremental Full Time Equivalent Positions** | - | - | - | - | - | - |

Class Estimate: Not applicable

Strategic Priority Action Plan alignment: None

The provision for development agreement paybacks is an allowance for the City to repay developers who bridge finance the installation of oversized underground infrastructure at the request of the City at a time when City capital funding is not provided. The policy framework for bridge financing the oversized services was defined in the Development Agreement Parameters, adopted by Council on July 17, 2002.

The expected life of the installed assets is over 50 years.

* N/A - No amounts have been included in the "Previous Budgets" due to this commitment's on-going nature.

Project Name: **Primary Line of Defense Condition Assessment**

Standing Policy Committee: Water, Waste and Environment

Department: Water and Waste
Project: 2070003024

Service: Land Drainage and Flood Control
OurWinnipeg: Environmental Resilience

| AUTHORIZATION | Previous Budgets | 2024 Estimate | FORECAST 2025 | 2026 | 2027 | 2028 | 2029 | Five-Year Forecast Total | Six-Year Total |
|---|---|---|---|---|---|---|---|---|---|
| Project Costs ($000's) | - | 750 | - | - | - | - | - | - | 750 |
| Financed by: | | | | | | | | | |
| Transfer from Sewage Disposal System Fund | | 750 | | | | | | - | 750 |

| CASH FLOW | 2024 | 2025 | 2026 | 2027 | 2028 | 2029 | Beyond 2029 | Total |
|---|---|---|---|---|---|---|---|---|
| Project Costs ($000's) | 750 | - | - | - | - | - | - | 750 |
| Financed by: | | | | | | | | |
| Transfer from Sewage Disposal System Fund | 750 | | | | | | | 750 |

| NET OPERATING IMPACT ($000's) | 2024 | 2025 | 2026 | 2027 | 2028 | 2029 |
|---|---|---|---|---|---|---|
| Operating costs | | | | | | |
| Debt and finance charges | | | | | | |
| Transfer to General Capital Fund | | | | | | |
| **Total Direct Costs** | - | - | - | - | - | - |
| Less: Incremental Revenue/Recovery | | | | | | |
| **Net Cost/(Benefit)** | - | - | - | - | - | - |
| **Incremental Full Time Equivalent Positions** | - | - | - | - | - | - |

Class Estimate: 3

Strategic Priority Action Plan alignment: None

The primary dikes along the primary line of defense (PLD) are a major component of the City of Winnipeg's flood protection system. The primary dikes were originally constructed as part of the flood fighting efforts in the 1950 flood and have been relied upon in subsequent years to provide comprehensive flood protection to large portions of the City. A risk assessment of the primary diking system within the PLD will be conducted to assess its current condition and ability to act as a base for temporary raises. The study will also provide recommendations on how to address any areas identified that may pose a risk to the City's flood protection.

Additional funds may be required in future years to implement the recommendations of this plan.

The expected life of this asset is 50 years.

Project Name: **Dugald Drain Capacity Study**

Standing Policy Committee: Water, Waste and Environment

Department: Water and Waste
Project: 2070003124

Service: Land Drainage and Flood Control
OurWinnipeg: Environmental Resilience

| AUTHORIZATION | Previous Budgets | 2024 Estimate | FORECAST 2025 | 2026 | 2027 | 2028 | 2029 | Five-Year Forecast Total | Six-Year Total |
|---|---|---|---|---|---|---|---|---|---|
| Project Costs ($000's) | - | 450 | - | - | - | - | - | - | 450 |
| Financed by: | | | | | | | | | |
| Transfer from Sewage Disposal System Fund | | 450 | | | | | | - | 450 |

| CASH FLOW | 2024 | 2025 | 2026 | 2027 | 2028 | 2029 | Beyond 2029 | Total |
|---|---|---|---|---|---|---|---|---|
| Project Costs ($000's) | 450 | - | - | - | - | - | - | 450 |
| Financed by: | | | | | | | | |
| Transfer from Sewage Disposal System Fund | 450 | | | | | | | 450 |

| NET OPERATING IMPACT ($000's) | 2024 | 2025 | 2026 | 2027 | 2028 | 2029 |
|---|---|---|---|---|---|---|
| Operating costs | | | | | | |
| Debt and finance charges | | | | | | |
| Transfer to General Capital Fund | | | | | | |
| **Total Direct Costs** | - | - | - | - | - | - |
| Less: Incremental Revenue/Recovery | | | | | | |
| **Net Cost/(Benefit)** | - | - | - | - | - | - |
| **Incremental Full Time Equivalent Positions** | - | - | - | - | - | - |

Class Estimate: 3

Strategic Priority Action Plan alignment: None

The Dugald drain is one of the City's longest major drains, extending from the East Perimeter Highway to the Seine River. Land use within the drain's large catchment ranges from dense industrial lots in the St. Boniface Industrial area to large rural residential lots in the South Transcona area.

Sections of the drain are known to have capacity limitations and experience frequent overland flooding within roadways and onto nearby properties.

A hydraulic capacity study is required to evaluate the current level of service (LOS) and identify conceptual system upgrades and/or operational and maintenance procedures required to maintain current LOS standards and mitigate flooding.

Additional funds may be required in future years to implement the recommendations from the study.

## WINNIPEG FLEET MANAGEMENT AGENCY - FLEET MANAGEMENT AGENCY FUND

Project Name: **Shop Tools & Equipment Upgrades**

Standing Policy Committee: Public Works

Department: Fleet Management Agency

Service: Fleet Management Agency (SOA)

Project: 8310000124

OurWinnipeg: Economic Prosperity

| AUTHORIZATION | Previous Budgets | 2024 Estimate | FORECAST 2025 | 2026 | 2027 | 2028 | 2029 | Five-Year Forecast Total | Six-Year Total |
|---|---|---|---|---|---|---|---|---|---|
| Project Costs ($000's) | N/A * | 600 | 270 | 230 | 230 | 230 | 230 | 1,190 | 1,790 |
| Financed by: | | | | | | | | | |
| Accumulated Surplus (Retained Earnings) | | 600 | 270 | 230 | 230 | 230 | 230 | 1,190 | 1,790 |

| CASH FLOW | 2024 | 2025 | 2026 | 2027 | 2028 | 2029 | Beyond 2029 | Total |
|---|---|---|---|---|---|---|---|---|
| Project Costs ($000's) | 600 | 270 | 230 | 230 | 230 | 230 | - | 1,790 |
| Financed by: | | | | | | | | |
| Accumulated Surplus (Retained Earnings) | 600 | 270 | 230 | 230 | 230 | 230 | | 1,790 |

| NET OPERATING IMPACT ($000's) | 2024 | 2025 | 2026 | 2027 | 2028 | 2029 |
|---|---|---|---|---|---|---|
| Operating costs | | | | | | |
| Debt and finance charges | | | | | | |
| Transfer to General Capital Fund | | | | | | |
| **Total Direct Costs** | - | - | - | - | - | - |
| Less: Incremental Revenue/Recovery | | | | | | |
| **Net Cost/(Benefit)** | - | - | - | - | - | - |
| **Incremental Full Time Equivalent Positions** | - | - | - | - | - | - |

Class Estimate: Not applicable, as this is a program

Strategic Priority Action Plan alignment: Support to front line services

This program is for the purchase of various shop equipment. This includes safety upgrades, overhead cranes, hoists, oil system upgrades, rolling jacks, diagnostic equipment, hydraulic hose machines and various welding machines.

* N/A - No amounts have been included in the "Previous Budgets" due to this program's on-going nature.

Project Name: **Power Tools**

Standing Policy Committee: Public Works

Department: Fleet Management Agency (SOA)

Service: Fleet Management Agency (SOA)

Project: 8310000224

OurWinnipeg: Economic Prosperity

| AUTHORIZATION | Previous Budgets | 2024 Estimate | FORECAST 2025 | 2026 | 2027 | 2028 | 2029 | Five-Year Forecast Total | Six-Year Total |
|---|---|---|---|---|---|---|---|---|---|
| Project Costs ($000's) | N/A * | 125 | - | 125 | 125 | 125 | 125 | 500 | 625 |
| Financed by: | | | | | | | | | |
| Accumulated Surplus (Retained Earnings) | | 125 | | 125 | 125 | 125 | 125 | 500 | 625 |

| CASH FLOW | 2024 | 2025 | 2026 | 2027 | 2028 | 2029 | Beyond 2029 | Total |
|---|---|---|---|---|---|---|---|---|
| Project Costs ($000's) | 125 | - | 125 | 125 | 125 | 125 | - | 625 |
| Financed by: | | | | | | | | |
| Accumulated Surplus (Retained Earnings) | 125 | | 125 | 125 | 125 | 125 | | 625 |

| NET OPERATING IMPACT ($000's) | 2024 | 2025 | 2026 | 2027 | 2028 | 2029 |
|---|---|---|---|---|---|---|
| Operating costs | | | | | | |
| Debt and finance charges | | | | | | |
| Transfer to General Capital Fund | | | | | | |
| **Total Direct Costs** | - | - | - | - | - | - |
| Less: Incremental Revenue/Recovery | | | | | | |
| **Net Cost/(Benefit)** | - | - | - | - | - | - |
| **Incremental Full Time Equivalent Positions** | - | - | - | - | - | - |

Class Estimate: Not applicable, as this is a program

Strategic Priority Action Plan alignment: Support to front line services

This program is for the purchase of power tools required to support services provided by Public Works and other City departments.

* N/A - No amounts have been included in the "Previous Budgets" due to this program's on-going nature.

Project Name: **Building Renovations**

Standing Policy Committee: Public Works

Department: Fleet Management Agency (SOA)

Service: Fleet Management Agency (SOA)

Project: 8310000424

OurWinnipeg: Economic Prosperity

| AUTHORIZATION | Previous Budgets | 2024 Estimate | FORECAST 2025 | 2026 | 2027 | 2028 | 2029 | Five-Year Forecast Total | Six-Year Total |
|---|---|---|---|---|---|---|---|---|---|
| Project Costs ($000's) | N/A * | 346 | 507 | 222 | 222 | 222 | 222 | 1,395 | 1,741 |
| Financed by: | | | | | | | | | |
| Accumulated Surplus (Retained Earnings) | | 346 | 507 | 222 | 222 | 222 | 222 | 1,395 | 1,741 |

| CASH FLOW | 2024 | 2025 | 2026 | 2027 | 2028 | 2029 | Beyond 2029 | Total |
|---|---|---|---|---|---|---|---|---|
| Project Costs ($000's) | 346 | 507 | 222 | 222 | 222 | 222 | - | 1,741 |
| Financed by: | | | | | | | | |
| Accumulated Surplus (Retained Earnings) | 346 | 507 | 222 | 222 | 222 | 222 | | 1,741 |

| NET OPERATING IMPACT ($000's) | 2024 | 2025 | 2026 | 2027 | 2028 | 2029 |
|---|---|---|---|---|---|---|
| Operating costs | | | | | | |
| Debt and finance charges | | | | | | |
| Transfer to General Capital Fund | | | | | | |
| **Total Direct Costs** | - | - | - | - | - | - |
| Less: Incremental Revenue/Recovery | | | | | | |
| **Net Cost/(Benefit)** | - | - | - | - | - | - |
| **Incremental Full Time Equivalent Positions** | - | - | - | - | - | - |

Class Estimate: Not applicable, as this is a program

Strategic Priority Action Plan alignment: Support to front line services

This program is for refurbishment and/or improvements to various Winnipeg Fleet Management Agency owned facilities and includes interior, accessibility, heating, ventilation, air conditioning, electrical, plumbing, parking lot, building envelope and structural improvements.

* N/A - No amounts have been included in the "Previous Budgets" due to this program's on-going nature.

Project Name: **Fleet Asset Acquisitions**

Standing Policy Committee: Public Works

Department: Fleet Management Agency (SOA)
Service: Fleet Management Agency (SOA)

Project: 8330000124
OurWinnipeg: Economic Prosperity

| AUTHORIZATION | Previous Budgets | 2024 Estimate | FORECAST 2025 | 2026 | 2027 | 2028 | 2029 | Five-Year Forecast Total | Six-Year Total |
|---|---|---|---|---|---|---|---|---|---|
| Project Costs ($000's) | N/A * | 17,968 | 16,020 | 16,020 | 16,020 | 15,670 | 15,670 | 79,400 | 97,368 |
| Financed by: | | | | | | | | | |
| External Debt | | 17,968 | 16,020 | 16,020 | 16,020 | 15,670 | 15,670 | 79,400 | 97,368 |

| CASH FLOW | 2024 | 2025 | 2026 | 2027 | 2028 | 2029 | Beyond 2029 | Total |
|---|---|---|---|---|---|---|---|---|
| Project Costs ($000's) | 17,968 | 16,020 | 16,020 | 16,020 | 15,670 | 15,670 | - | 97,368 |
| Financed by: | | | | | | | | |
| External Debt | 17,968 | 16,020 | 16,020 | 16,020 | 15,670 | 15,670 | | 97,368 |

| NET OPERATING IMPACT ($000's) | 2024 | 2025 | 2026 | 2027 | 2028 | 2029 |
|---|---|---|---|---|---|---|
| Operating costs | | | | | | |
| Debt and finance charges | 392 | 1,125 | 1,756 | 2,281 | 2,729 | 3,094 |
| Transfer to General Capital Fund | | | | | | |
| **Total Direct Costs** | 392 | 1,125 | 1,756 | 2,281 | 2,729 | 3,094 |
| Less: Incremental Revenue/Recovery | | | | | | |
| **Net Cost/(Benefit)** | 392 | 1,125 | 1,756 | 2,281 | 2,729 | 3,094 |
| **Incremental Full Time Equivalent Positions** | - | - | - | - | - | - |

Class Estimate: Not applicable, as this is a program

Strategic Priority Action Plan alignment: Support to front line services

This program funds fleet asset acquisitions which are based on the Winnipeg Fleet Management Agency (WFMA) 2024 to 2027 fleet replacement plan, and are subject to future revision due to WFMA and City department decisions and vendor availability. Fleet acquisitions in 2024 are estimated by fleet category as follows (in thousands of dollars):

- Construction equipment $541
- Light duty fleet $5,156
- Specialty equipment $5,850
- Heavy duty fleet $6,421

* N/A - No amounts have been included in the "Previous Budgets" due to this program's on-going nature.

Project Name: **Fuel Site Upgrades and Improvements**

Standing Policy Committee: Public Works

Department: Fleet Management Agency (SOA)

Service: Fleet Management Agency (SOA)

Project: 8310000326

OurWinnipeg: Economic Prosperity

| AUTHORIZATION | Previous Budgets | 2024 Estimate | FORECAST 2025 | 2026 | 2027 | 2028 | 2029 | Five-Year Forecast Total | Six-Year Total |
|---|---|---|---|---|---|---|---|---|---|
| Project Costs ($000's) | N/A * | - | - | 200 | 200 | 200 | 200 | 800 | 800 |
| Financed by: | | | | | | | | | |
| Accumulated Surplus (Retained Earnings) | | | | 200 | 200 | 200 | 200 | 800 | 800 |

| CASH FLOW | 2024 | 2025 | 2026 | 2027 | 2028 | 2029 | Beyond 2029 | Total |
|---|---|---|---|---|---|---|---|---|
| Project Costs ($000's) | - | - | 200 | 200 | 200 | 200 | - | 800 |
| Financed by: | | | | | | | | |
| Accumulated Surplus (Retained Earnings) | | | 200 | 200 | 200 | 200 | | 800 |

| NET OPERATING IMPACT ($000's) | 2024 | 2025 | 2026 | 2027 | 2028 | 2029 |
|---|---|---|---|---|---|---|
| Operating costs | | | | | | |
| Debt and finance charges | | | | | | |
| Transfer to General Capital Fund | | | | | | |
| **Total Direct Costs** | - | - | - | - | - | - |
| Less: Incremental Revenue/Recovery | | | | | | |
| **Net Cost/(Benefit)** | - | - | - | - | - | - |
| **Incremental Full Time Equivalent Positions** | - | - | - | - | - | - |

Class Estimate: Not applicable, as this is a program

Strategic Priority Action Plan alignment: Support to front line services

The Winnipeg Fleet Management Agency (WFMA) offers three types of fuel at below market prices - unleaded gasoline, clear diesel and marked diesel available at five fully automated 24/7 locations strategically located throughout the city. Fuel is managed using a charge-back system based on fuel consumption for each individual fleet vehicle. This program funds capital improvement expenditures to infrastructure at WFMA fuel sites.

* N/A - No amounts have been included in the "Previous Budgets" due to this program's on-going nature.

Project Name: **Light Fleet Propane Conversion Trial**

Standing Policy Committee: Public Works

Department: Fleet Management Agency (SOA)

Service: Fleet Management Agency (SOA)

Project: 8310000524

OurWinnipeg: Environmental Resilience

| AUTHORIZATION | Previous Budgets | 2024 Estimate | FORECAST 2025 | 2026 | 2027 | 2028 | 2029 | Five-Year Forecast Total | Six-Year Total |
|---|---|---|---|---|---|---|---|---|---|
| Project Costs ($000's) | - | 135 | - | - | - | - | - | - | 135 |
| Financed by: | | | | | | | | | |
| Accumulated Surplus (Retained Earnings) | | 135 | | | | | | - | 135 |

| CASH FLOW | 2024 | 2025 | 2026 | 2027 | 2028 | 2029 | Beyond 2029 | Total |
|---|---|---|---|---|---|---|---|---|
| Project Costs ($000's) | 135 | - | - | - | - | - | - | 135 |
| Financed by: | | | | | | | | |
| Accumulated Surplus (Retained Earnings) | 135 | | | | | | | 135 |

| NET OPERATING IMPACT ($000's) | 2024 | 2025 | 2026 | 2027 | 2028 | 2029 |
|---|---|---|---|---|---|---|
| Operating costs | | | | | | |
| Debt and finance charges | | | | | | |
| Transfer to General Capital Fund | | | | | | |
| **Total Direct Costs** | - | - | - | - | - | - |
| Less: Incremental Revenue/Recovery | | | | | | |
| **Net Cost/(Benefit)** | - | - | - | - | - | - |
| **Incremental Full Time Equivalent Positions** | - | - | - | - | - | - |

Class Estimate: 3

Strategic Priority Action Plan alignment: Support to front line services

This project involves conversion of approximately 20 light fleet vehicles from gasoline to propane. The Agency will monitor vehicle efficiency, fuel economy and emission reductions to determine suitability.

Return to Table of Contents

Project Name: **Automated License Plate Recognition Program**

Standing Policy Committee: Public Works

Department: Parking Authority (SOA)
Project: 8400000124
Service: Parking Authority (SOA)
OurWinnipeg: Economic Prosperity

| AUTHORIZATION | Previous Budgets | 2024 Estimate | FORECAST 2025 | 2026 | 2027 | 2028 | 2029 | Five-Year Forecast Total | Six-Year Total |
|---|---|---|---|---|---|---|---|---|---|
| Project Costs ($000's) | N/A * | 245 | 246 | 313 | 251 | 278 | 280 | 1,368 | 1,613 |
| Financed by: | | | | | | | | | |
| Accumulated Surplus (Retained Earnings) | | 245 | 246 | 313 | 251 | 278 | 280 | 1,368 | 1,613 |

| CASH FLOW | 2024 | 2025 | 2026 | 2027 | 2028 | 2029 | Beyond 2029 | Total |
|---|---|---|---|---|---|---|---|---|
| Project Costs ($000's) | 245 | 246 | 313 | 251 | 278 | 280 | - | 1,613 |
| Financed by: | | | | | | | | |
| Accumulated Surplus (Retained Earnings) | 245 | 246 | 313 | 251 | 278 | 280 | | 1,613 |

| NET OPERATING IMPACT ($000's) | 2024 | 2025 | 2026 | 2027 | 2028 | 2029 |
|---|---|---|---|---|---|---|
| Operating costs | | | | | | |
| Debt and finance charges | | | | | | |
| Transfer to General Capital Fund | | | | | | |
| **Total Direct Costs** | - | - | - | - | - | - |
| Less: Incremental Revenue/Recovery | | | | | | |
| **Net Cost/(Benefit)** | - | - | - | - | - | - |
| **Incremental Full Time Equivalent Positions** | - | - | - | - | - | - |

Class Estimate: Not applicable, as this is a program

Strategic Priority Action Plan alignment: None

This program supports the delivery of on-street and off-street enforcement of parking related by-laws, as well as enforcement related to the Vehicles For Hire by-law, by investing in technologies that allow for effective enforcement practices and increased compliance with bylaws. Capital funding is used to replace existing Automated License Plate Recognition (ALPR) units and associated equipment that have reached end of life as well as purchasing net new inventory.

Planned investments for 2024 include:

One net new ALPR system and evergreeeing/replacement of two ALPR systems

* N/A - No amounts have been included in the "Previous Budgets" due to this project's on-going nature.

Project Name: **Millennium Library Parkade High Priority Repairs**

Standing Policy Committee: Public Works

Department: Parking Authority (SOA)
Project: 0784000324
Service: Parking Authority (SOA)
OurWinnipeg: Economic Prosperity

| AUTHORIZATION | Previous Budgets | 2024 Estimate | FORECAST 2025 | 2026 | 2027 | 2028 | 2029 | Five-Year Forecast Total | Six-Year Total |
|---|---|---|---|---|---|---|---|---|---|
| Project Costs ($000's) | - | 675 | 7,686 | 3,284 | 2,817 | - | - | 13,787 | 14,462 |
| Financed by: | | | | | | | | | |
| Province of Manitoba Strategic Infrastructure Funding | | | 7,686 | | 2,817 | | | 10,503 | 10,503 |
| External Debt | | 675 | | 3,284 | | | | 3,284 | 3,959 |

| CASH FLOW | 2024 | 2025 | 2026 | 2027 | 2028 | 2029 | Beyond 2029 | Total |
|---|---|---|---|---|---|---|---|---|
| Project Costs ($000's) | 675 | 7,686 | 3,284 | 2,817 | - | - | - | 14,462 |
| Financed by: | | | | | | | | |
| Province of Manitoba Strategic Infrastructure Funding | | 7,686 | | 2,817 | | | | 10,503 |
| External Debt | 675 | | 3,284 | | | | | 3,959 |

| NET OPERATING IMPACT ($000's) | 2024 | 2025 | 2026 | 2027 | 2028 | 2029 |
|---|---|---|---|---|---|---|
| Operating costs | | | | | | |
| Debt and finance charges | 27 | 43 | 191 | 288 | 288 | 288 |
| Transfer to General Capital Fund | | | | | | |
| **Total Direct Costs** | 27 | 43 | 191 | 288 | 288 | 288 |
| Less: Incremental Revenue/Recovery | | | | | | |
| **Net Cost/(Benefit)** | 27 | 43 | 191 | 288 | 288 | 288 |
| **Incremental Full Time Equivalent Positions** | - | - | - | - | - | - |

Class Estimate: 3

Strategic Priority Action Plan alignment: None

The Millennium Library Parkade requires capital repairs to be undertaken between 2024-2027 that, if left unattended, could cause an unplanned closure of the parkade. In 2024, detailed design work will be undertaken and construction will take place between 2025-2027. The primary elements being repaired are structural work on the P1 slab to address concrete deterioration, replacing lighting system controls that are obsolete and replacing the air handler unit that is past it's useful life. The repairs are staggered over three years to allow for continued use of the parkade.

Project Name: **Winnipeg Parking Authority Office Relocation**

Standing Policy Committee: Public Works

Department: Parking Authority (SOA)
Project: 0784000224
Service: Parking Authority (SOA)
OurWinnipeg: Economic Prosperity

| AUTHORIZATION | Previous Budgets | 2024 Estimate | FORECAST 2025 | 2026 | 2027 | 2028 | 2029 | Five-Year Forecast Total | Six-Year Total |
|---|---|---|---|---|---|---|---|---|---|
| Project Costs ($000's) | - | 2,000 | - | - | - | - | - | - | 2,000 |
| Financed by: | | | | | | | | | |
| Accumulated Surplus (Retained Earnings) | | 2,000 | | | | | | - | 2,000 |

| CASH FLOW | 2024 | 2025 | 2026 | 2027 | 2028 | 2029 | Beyond 2029 | Total |
|---|---|---|---|---|---|---|---|---|
| Project Costs ($000's) | 2,000 | - | - | - | - | - | | 2,000 |
| Financed by: | | | | | | | | |
| Accumulated Surplus (Retained Earnings) | 2,000 | | | | | | | 2,000 |

| NET OPERATING IMPACT ($000's) | 2024 | 2025 | 2026 | 2027 | 2028 | 2029 |
|---|---|---|---|---|---|---|
| Operating costs | | | | | | |
| Debt and finance charges | | | | | | |
| Transfer to General Capital Fund | | | | | | |
| **Total Direct Costs** | - | - | - | - | - | - |
| Less: Incremental Revenue/Recovery | | | | | | |
| **Net Cost/(Benefit)** | - | - | - | - | - | - |
| **Incremental Full Time Equivalent Positions** | - | - | - | - | - | - |

Class Estimate: 4

Strategic Priority Action Plan alignment: None

The Winnipeg Parking Authority is relocating their office space from a third party lease to a City owned building by way of relocating from 495 Portage Avenue to the Susan A. Thompson building at 510 Main Street.

In the fall of 2023, non-customer service staff were relocated to the 5th floor of the Susan A. Thompson building.

This project will undertake renovations to vacant space on the main floor of the Susan A. Thompson building to outfit the space for Winnipeg Parking Authority customer service delivery including Vehicles for Hire services, parking services, and Municipal Bylaw Enforcement Act screening services. Once renovations are complete, Winnipeg Parking Authority customer service and support staff will be relocated to the main floor of the Susan A. Thompson building. This project includes wayfinding signage for the administration and Council buildings.

Construction will not commence until a class 3 estimate is obtained.

# Basis of Budgeting

## Expense and Revenue Recognition

The City of Winnipeg develops its operating budget for tax supported and utility operations on a modified accrual basis. The modified accrual basis of accounting records revenue when it is earned, measurable and available. Expenditures are recognized when the liability is incurred, except for certain expenses, for example, those associated with retirement allowances, accrued vacation, worker's compensation, compensated absences, and landfill liabilities which are budgeted on a cash basis. Debt servicing payments are budgeted for when due (depreciation of assets is not budgeted except for SOAs). Revenue from land sales is recorded in accordance with accounting principles used within the real estate industry. Other sources of revenue budgeted are based on previous year's actuals while also considering inflation.

The City uses the full accrual basis of accounting. Revenue is recorded as it is earned and measurable. Expenses are recognized as they are incurred and measurable based on receipt of goods and/or the legal obligation to pay. The City's financial statements are developed in accordance with generally accepted accounting principles for local governments, as recommended by Public Sector Accounting Board (PSAB).

## Salaries and Benefits

Of the total City's services expenditures, about half are made up of salaries and benefits. The City negotiates with bargaining units to establish the rates used to compensate City staff. Depending on the bargaining unit the position is associated with, rates used in the budget consist of either the rates in the settled collective agreements or an estimated rate for positions in a bargaining unit.

## Capital Assets

Capital assets are generally defined as those with a cost exceeding $100,000 (non-recurring capital projects and recurring/ongoing capital programs) with a minimum 10-year life. These assets are budgeted for in the capital budget and the financing costs are expensed in the operating budgets. Major equipment or automated systems development projects are also included in the capital budget although their useful life may be less than 10 years. Land acquisition and local improvements are considered capital works regardless of expected cost. Smaller asset purchases are expensed in the operating budgets.

Further information on developing the capital budget is disclosed in the "Budget Context and Overview" section of the 2024 Budget.

## Service-Based Budget

The City reports budget information on a service-based basis (how much the service will cost and how the service is to be funded), regardless of which area or department delivers the service. The service-based budget is intended to provide more transparent reporting and a more direct link between budgets provided and the services delivered. As part of the budget document a more traditional, by department view is also provided (see Appendix 1 of the 2024 Budget and the Supplement for the 2024 Budget).

## Capital Leases

Leases are classified as capital or operating leases. Leases which transfer substantially all of the benefits and risks incidental to ownership of property are accounted for as capital leases. All other leases are accounted for as operating leases and the related lease payments are charged to expense as incurred.

# Appendix 1

## Debt and Debt Payments

The City may only incur debt for the purposes of capital expenditures. With the approval of the Provincial Minister of Finance, a borrowing by-law is passed by Council which authorizes borrowing for the capital budget.

Annual payments of principal and interest are budgeted in the City's operating budget as debt and finance charges.

## Consolidation

The annual operating budget adopted by Council provides the spending authorization for each fund, and therefore the current year budget is adopted on a non-consolidated basis. That is, inter-fund transactions have not been eliminated in order to ensure full spending authority is provided. However, each year in the budget document, a consolidated budget is prepared for the current year which eliminates inter-fund transactions. This consolidated budget is then available each year-end to allow comparison and variance reporting to the annual financial statements, also prepared on a consolidated basis (see Appendix 7 of the 2024 Budget).

## Balanced Operating Budgets

The City of Winnipeg Charter requires that the City adopt a balanced operating budget for the current year (estimated expenditures for a fiscal year do not exceed the estimated revenues for the year). Council policy provides that year-end surplus be transferred to the Financial Stabilization Reserve. Any operating deficits arising in-year must be addressed in the next year's budget.

As per the Multi-Year Budget Policy, the 2024 to 2027 tax supported operating budget were balanced in all four years.

## Reserves

Reserves are established by Council, as required for future financial commitments and are operated under the regulations and policies prescribed by provincial legislation or City by-laws as applicable. Budgets are prepared for reserve expenditures and revenues, and transfers to and from reserves are included in the tax-supported, utility, and capital budgets.

## Fees and Charges

A Fees and Charges Schedule is published annually in accordance with the Fees and Charges By-Law (196/2008) to identify the current fees and charges administered by the City of Winnipeg and the authority under which they are administered. The Chief Financial Officer is authorized to increase annually any fee imposed by the City by an amount equal to or less than the rate of inflation. New fees or fee increases greater than inflation must be approved by Council unless specifically otherwise delegated. New fees or fee increases greater than inflation are included as part of the annual budget process (see Appendix 8 of the 2024 Budget).

# Major Capital Projects

On October 28, 2015 Council concurred in the recommendation of the Executive Policy Committee and adopted the following:

- That an adjustment to the dollar value for the definition of a Major Capital Project for reporting to the Standing Policy Committee on Finance be approved from $10 million to $20 million to reflect construction inflation since Council originally adopted the policy in 1999.
- That the threshold for Major Capital Project reporting to the Standing Policy Committee on Finance be automatically revised annually for construction inflation and disclosed in the Annual Capital Budget put forward to Council for adoption.
- That the adjusted dollar value for reporting to Standing Policy Committee on Finance be applied on a prospective basis. Projects currently reporting that are under the revised threshold will continue reporting until the project is completed.

On March 22, 2023 Council concurred in the recommendation of the Public Service and adopted that the threshold for Major Capital Projects be maintained at $25 million for the 2023 Budget and as an ongoing process direct the Public Service to provide for Council consideration, at the start of each new multi-year budget cycle, a revised threshold, if required, to be utilized for that entire multi-year budget cycle. Projects currently reporting that are under the threshold will continue reporting until the project is completed.

For the 2024-2027 multi-year budget cycle the Public Service has included a recommendation for Council to maintain the threshold at $25 million.

Projects $25 million or greater are required to form a Major Capital Projects Advisory Committee within 180 calendar days of project authorization and begin reporting financial status to the Standing Policy Committee on Finance and Economic Development (SPC FED). Reporting is to be done on a quarterly basis, unless otherwise directed by SPC FED, until the project is complete. The SPC FED Committee may, at its discretion, request projects below this threshold to report to the Committee.

Listing of Major Capital Projects previously approved and active for 2024:

1) North End Sewage Treatment Plant (NEWPCC) Upgrade Projects: Power Supply and Headworks Facilities
2) South End Sewage Treatment Plant (SEWPCC) Upgrading and Expansion
3) Water Supervisory Control and Data Acquisition (SCADA) Upgrade and Expansion
4) North District Police Station (NDPS)
5) South Winnipeg Recreation Campus Phase One – Recreation Centre
6) St. Vital Bridge Rehabilitation
7) Transition to Zero Emission Buses
8) Transit North Garage Replacement
9) North End Sewage Treatment Plant (NEWPCC) Upgrade Projects: Biosolids Facilities
10) CentrePort South Regional Water and Wastewater Servicing – Phase 1A
11) Water Meter Renewals

This page intentionally left blank.

Return to Table of Contents



# City of Winnipeg
# Cost Estimate Classification*

| Cost Estimate Class | Project Definition | Project Definition/ Design % Complete | Accuracy of Cost Estimate |
|---|---|---|---|
| Class 5 | Concept Screening, Rough Order of Magnitude Estimate | ~1% | -50% to +100% |
| Class 4 | Feasibility | ~10% | -30% to +50% |
| **Class 3** | **Preliminary Design (for Budget Authorization)** | **~30%** | **-20% to +30%** |
| Class 2 | Detailed Design in progress | ~60% | -15% to +20% |
| Class 1 | Detailed Design Documentation Complete, Pre-Tender Estimate | ~99% | -10% to +15% |

## Class of Estimate Descriptions

Class 5 — Rough estimate prepared based on very limited information. Used to make an assessment of initial viability and for long range capital planning.

Class 4 — Estimates prepared based on limited information with some engineering work completed and preliminary scope determination.

**Class 3 — Estimates based on completed preliminary design documentation. This Class 3 estimate will form the basis for budget authorization and set initial control estimate against which project deliverables will be measured (i.e. on budget).**

Class 2 — Estimates prepared in progressive detail from a Class 3 and are used to establish a contract value against which decisions can be made to revise the scope of the project and manage risk at a specific milestone in the design development.

Class 1 — Pre-tender estimates prepared based on completed detailed design documentation (i.e. drawings, plans, specifications, etc.) as well as complete project delivery plans.

* Determined using AACE International, Recommended Practices 17R-97, 18R-97, 56R-08, 97R-18 & 98R-18

This page intentionally left blank.

Return to Table of Contents

# Transfers from Other Capital Accounts

| Capital Project (From) (in thousands $) | | Capital Project (To) (in thousands $) | 2024 | 2025 | 2026 | 2027 | 2028 | 2029 | Total |
|---|---|---|---|---|---|---|---|---|---|
| **TAX SUPPORTED, TRANSIT AND MUNICIPAL ACCOMMODATIONS** | | | | | | | | | |
| **Public Works** | | | | | | | | | |
| Pedestrian and Cycling Program 2017 | 10 | Pedestrian and Cycling Program | 10 | | | | | | **10** |
| Louise Bridge 2014 | 1,500 | Louise Bridge | 1,500 | | | | | | **1,500** |
| Asset Management System - Various Divisions 2021 | 32 | Asset Management System - Various Divisions | 32 | | | | | | **32** |
| | 1,542 | | | | | | | | |
| | | Assiniboine Park Conservancy - Infrastructure and Sustainability | 310 | | | | | | **310** |
| **Community Services** | | | | | | | | | |
| Grant Park Recreation Campus 2019 | 485 | Library Facility Safety, Security and Accessibility Improvements Program | 175 | | | | | | **175** |
| Library Facility Redevelopment - West Kildonan Library 2021 | 938 | Northwest Winnipeg New Library | 3,713 | | | | | | **3,713** |
| Library Facility Redevelopment - West Kildonan Library 2022 | 2,775 | | | | | | | | |
| | 4,198 | | | | | | | | |
| **Fire Paramedic Service** | | | | | | | | | |
| Facility Optimization - Waverley West Station 2020 | 1,192 | Waverley West Modular Station and Site Development | 1,192 | | | | | | **1,192** |
| **Innovation and Technology** | | | | | | | | | |
| Tait Radio Replacement 2019 | 71 | Network Products Evergreen | | 881 | | | | | **881** |
| E-mail Archiving 2019 | 453 | Microsoft Development Network Software Renewal | | 253 | | | | | **253** |
| Information Security 2019 | 340 | Server-Storage Evergreen | 379 | 512 | 577 | 478 | 134 | | **2,080** |
| Communications Systems Branch Facilities 2019 | 161 | Geographic Information System Renewal | 258 | | | | | | **258** |
| Enterprise Computing Initiative 2020 | 1,052 | | | | | | | | |
| Enterprise Computing Initiative 2021 | 395 | | | | | | | | |
| Innovation Strategy 2018 | 88 | | | | | | | | |
| Innovation Strategy 2019 | 412 | | | | | | | | |
| Innovation Strategy 2020 | 500 | | | | | | | | |
| | 3,472 | | | | | | | | |
| 2023 capital closing surplus | 174 | Decision Making Information System Replacement Program | | 174 | | | | | **174** |
| **Transit** | | | | | | | | | |
| Land Acquisition 2019 [1] | 420 | Land Acquistion | 420 | | | | | | **420** |
| Administration and Control Centre Radio Replacement 2019 | 458 | Administration and Control Centre Radio Replacement | 458 | | | | | | **458** |
| Accessibility Program 2019 | 35 | Winnipeg Transit Master Plan Design and Implementation | 533 | | | | | | **533** |
| Accessibility Program 2020 | 498 | Automatic Fare Collection System | 6,442 | | | | | | **6,442** |
| Transit Plus In House Service 2023 | 6,442 | | | | | | | | |
| | 7,853 | | | | | | | | |
| **Total Tax Supported, Transit and Municipal Accommodations** | **$ 18,431** | | **$ 15,422** | **$ 1,820** | **$ 577** | **$ 478** | **$ 134** | **$ -** | **$ 18,431** |

| Capital Project (From) (in thousands $) | | Capital Project (To) (in thousands $) | 2024 | 2025 | 2026 | 2027 | 2028 | 2029 | Total |
|---|---|---|---|---|---|---|---|---|---|
| **WATER AND WASTE UTILITIES** | | | | | | | | | |
| **Sewage Disposal System** | | | | | | | | | |
| Wastewater Services Facilities 2020 | 350 | Wastewater Services Facility Plan | 350 | | | | | | **350** |
| Arc Flash Hazard Analysis and Remediation 2019 | 78 | Arc Flash Hazard Analysis and Remediation | 1,000 | | | | | | **1,000** |
| Arc Flash Hazard Analysis and Remediation 2020 | 385 | | | | | | | | |
| Arc Flash Hazard Analysis and Remediation 2021 | 320 | | | | | | | | |
| Arc Flash Hazard Analysis and Remediation 2022 | 217 | | | | | | | | |
| **Total Water and Waste Utilities** | **$ 1,350** | | **$ 1,350** | **$ -** | **$ -** | **$ -** | **$ -** | **$ -** | **$ 1,350** |
| **Total City Capital Transfers** | **$ 19,781** | | **$ 16,772** | **$ 1,820** | **$ 577** | **$ 478** | **$ 134** | **$ -** | **$ 19,781** |

# Public Private Partnership Payments as a Percentage of Cash to Capital / Canada Community-Building Fund

| (in thousands of $) | 2023 | 2024 | 2025 | 2026 | 2027 | 2028 | 2029 |
|---|---|---|---|---|---|---|---|
| **Tax Supported Public Private Partnership Payments:** | | | | | | | |
| 1 Charleswood Bridge | $ 1,478 | $ 2,710 | | | | | |
| 2 Disraeli Bridge and Overpass Facility | 13,325 | 13,337 | 13,395 | 13,455 | 13,520 | 13,581 | 13,663 |
| 3 Chief Peguis Trail - Henderson Highway to Lagimodiere Boulevard | 7,429 | 7,476 | 7,525 | 7,575 | 7,626 | 7,678 | 7,750 |
| 4 East District Police Station | 1,089 | 1,155 | 1,155 | 1,155 | 1,155 | 1,188 | 1,254 |
| **Total Public Private Partnership Payments** | **$ 23,321** | **$ 24,678** | **$ 22,075** | **$ 22,185** | **$ 22,301** | **$ 22,447** | **$ 22,667** |
| **Financing Sources:** | | | | | | | |
| 1 Cash to Capital | $ 6,858 | $ 5,790 | $ 3,055 | $ 3,530 | $ 3,530 | $ 27,928 | $ 26,958 |
| 2 Canada Community-Building Fund | 51,599 | 50,143 | 56,410 | 48,229 | 48,482 | 48,382 | 48,432 |
| **Total Financing Sources** | **$ 58,457** | **$ 55,933** | **$ 59,465** | **$ 51,759** | **$ 52,012** | **$ 76,310** | **$ 75,390** |
| **Payments as a Percentage of Cash to Capital and Canada Community-Building Fund** | **39.89%** | **44.12%** | **37.12%** | **42.86%** | **42.88%** | **29.42%** | **30.07%** |

Notes:

1. Public Private Partnership Payments include annual service/financing payments and debt servicing payments.

2. On December 15, 2009, Council directed that the annual lease/service payments and debt servicing costs for tax supported public private partnerships be funded annually up to a maximum of 30% of the cash to capital contribution and the Canada Community-Building Fund.

3. On December 16, 2020, Council amended the P3 Policy to: If the funding of annual lease/service payments and debt servicing costs for tax supported public private partnerships exceeds 30% of cash to capital contribution and Canada Community-Building Fund, no additional tax supported public private partnerships can be entered into until funding of annual lease/service payments and debt servicing costs for tax supported public private partnerships is reduced to a level below 30% of cash to capital contribution and Canada Community-Building Fund.

4. The "Southwest Rapid Transitway (Stage 2) and Pembina Highway Underpass" capital project was approved by Council on June 25, 2014. As this is a Utility and Other project, it does not impact this Public Private Partnership Payments calculation.

This page intentionally left blank.

# Capital Projects Funded by the Canada Community-Building Fund

| (in thousands of $) | | 2024 | 2025 | 2026 | 2027 | 2028 | 2029 |
|---|---|---|---|---|---|---|---|
| Council Approved Forecast | | 57,930 | 48,420 | 48,432 | 48,432 | 48,432 | |
| Preliminary Budget | | 50,143 | 56,410 | 48,229 | 48,482 | 48,382 | 48,432 |
| Variance[1] | | 7,787 | (7,990) | 203 | (50) | 50 | (48,432) |
| Details By Project: | | | | | | | |
| **Public Works** | | | | | | | |
| 1 | Pedestrian and Cycling Program | 800 | 841 | 1,838 | 2,649 | 2,700 | 3,328 |
| 2 | Portable Traffic Study Equipment | 130 | | | | | |
| 3 | Transportation Master Plan | 123 | 678 | 164 | | | |
| 4 | Traffic Signals Bases Replacements | | | | | | 53 |
| 5 | Traffic Management Centre Evergreening Program | | 200 | 200 | 200 | 200 | 206 |
| 6 | Road Safety Improvement Program | 220 | | | | 980 | 2,046 |
| 7 | Strategic Road Network (formerly Inner-Ring Road - Functional Design) | 300 | 300 | | | | |
| 8 | Salt and Sand Storage Shed | | 600 | | | | |
| 9 | St. Anne's Road Widening | 109 | | | 180 | 3,726 | |
| 10 | Regional and Local Street Renewal | | 2,315 | | | | |
| 11 | Waterway Crossing and Grade Separations - Annual Program | 255 | 1,305 | 1,155 | 990 | 337 | 1,324 |
| 12 | Pembina Highway Overpass (Bishop Grandin) Rehabilitation | 879 | 13,001 | | | | |
| 13 | Osborne Street Underpass | | 600 | | | | |
| 14 | St. Vital Bridge Rehabilitation | 13,593 | | | | | |
| 15 | Lagimodiere Twin Overpasses Rehabilitation (Concordia Avenue & CPR Keewatin) | 1,300 | | 9,545 | 3,761 | | |
| 16 | Disraeli Bridge and Overpass Facility | 12,737 | 12,795 | 13,055 | 13,120 | 13,181 | 13,263 |
| 17 | Chief Peguis Trail - Henderson Highway to Lagimodiere Boulevard | 6,876 | 6,925 | 6,100 | 6,151 | 6,203 | 6,275 |
| 18 | Asset Management System - Various Divisions | 25 | 25 | 25 | 25 | 25 | 25 |
| 19 | Regional Parks | | | 1,730 | 2,990 | 2,650 | 2,790 |
| 20 | Downtown Parks Improvements Program | | | 450 | | 1,700 | 1,300 |
| 21 | Interpretive and Wayfinding Signage Program | | | 100 | 100 | 75 | 78 |
| 22 | Waterway Access Improvement Program | | | 140 | 200 | 106 | 279 |
| 23 | Parks Buildings | | | | 540 | 1,515 | 1,361 |
| 24 | Rainbow Stage | 1,200 | | | | | |
| 25 | Parks and Recreation Enhancement Program | 131 | | 1,032 | 1,305 | 975 | 975 |
| 26 | Assiniboine Park Conservancy (APC) - Infrastructure and Sustainability | 1,690 | 1,336 | 2,000 | 2,980 | 1,854 | 1,860 |
| 27 | Urban Forest Renewal Program | | | | 907 | 1,000 | 1,618 |
| **Community Services** | | | | | | | |
| 28 | South Winnipeg Recreation Campus: Aquatic Facility | | | 1,500 | | | |
| 29 | Bonavista Recreation and Leisure Centre | 197 | | | | | |
| 30 | South Winnipeg Community Centre - Richmond Site - Gymnasium Expansion | 258 | | | | | |
| 31 | Freight House Outdoor Pool Redevelopment | | | | 1,202 | | |
| **Fire Paramedic Service** | | | | | | | |
| 32 | Facility Optimization - Waverley West Station | | 7,990 | | | | |
| 33 | Facility Optimization - Silver Heights Fire Paramedic Station Consolidation | | | | | 2,286 | |
| 34 | Waverley West Modular Station and Site Development | 1,333 | | | | | |
| **Municipal Accommodations** | | | | | | | |
| 35 | Health/Life Safety/Emergency Systems Refurbishment/City-wide Accessibility | 960 | 472 | 1,118 | 1,155 | 642 | 2,928 |
| **Council** | | | | | | | |
| 36 | Communities Fund | | | 1,050 | 3,000 | 1,200 | 1,696 |

# Appendix 6

| | (in thousands of $) | 2024 | 2025 | 2026 | 2027 | 2028 | 2029 |
|---|---|---|---|---|---|---|---|
| **Transit** | | | | | | | |
| 37 | Transit Building Replacement / Refurbishment | 1,235 | 411 | 3,355 | | | |
| 38 | Transit Roof Replacement and Ventilation Upgrade | 2,350 | 2,400 | | | | |
| 39 | Transition to Zero Emission Buses | | | | 7,027 | 7,027 | 7,027 |
| 40 | Heavy Equipment Replacement Program | 375 | 175 | | | | |
| 41 | Hoist Replacement at Fort Rouge Garage | 2,867 | 3,841 | 3,472 | | | |
| 42 | Winnipeg Transit Master Plan (WTMP) Implementation Planning & Design | 200 | 200 | 200 | | | |
| **Total Projects Financed by the Canada Community-Building Fund** | | **50,143** | **56,410** | **48,229** | **48,482** | **48,382** | **48,432** |

1. Funding of $7.990 million for the Facility Optimization - Waverley West project was deferred from 2024 to 2025 due to changes in timing with the project. Remaining net changes in all years offset each other.

# Capital Projects Funded by the Province of Manitoba Infrastructure Funding

| | | (in thousands $) | 2023 | 2024 | 2025 | 2026 | 2027 |
|---|---|---|---|---|---|---|---|
| | | 2023 Adopted Budget [1] and Five Year Forecast | 113,898 | 37,869 | 19,488 | 40,932 | - |
| | | 2024 Budget [1] | | 73,969 | 59,588 | 54,532 | 89,800 |
| | | Variance [2] | | 36,100 | 40,100 | 13,600 | 89,800 |
| | | Details By Project: | | | | | |
| | | **Public Works** | | | | | |
| 1 | | Pedestrian and Cycling Program | | 851 | | | 248 |
| 2 | | Transportation Master Plan | | | 168 | | |
| 3 | | Traffic Signals Vehicle Detection Program | | 250 | 250 | 250 | 250 |
| 4 | | Traffic Signals Bases & Bulbs Replacement | | | | 1,500 | 1,500 |
| 5 | | Road Safety Improvement Program | | 2,023 | 2,500 | 802 | 2,146 |
| 6 | | Strategic Road Network Study (formerly Inner-Ring Road - Functional Design) | | 15 | | | |
| 7 | | Salt and Sand Storage Shed | | | 150 | | |
| 8 | | Regional and Local Street Renewal | 9,800 | | | | 58,315 |
| 9 | | Waterway Crossings and Grade Separations | | 800 | 1,299 | 2,400 | 2,000 |
| 10 | | Pembina Highway Overpass (Abinojii Mikanah) Rehabilitation | | 500 | 4,399 | | |
| 11 | | Osborne Street Underpass | | | 500 | | |
| 12 | | St. Vital Bridge Rehabilitation | | 5,607 | | | |
| 13 | | Lagimodiere Twin Overpass Rehabilitation (Concordia Avenue & CPR Keewatin) | | 700 | | 3,173 | 1,981 |
| 14 | | Parks Buildings | | | 375 | | |
| 15 | | Rainbow Stage | | 300 | | | |
| 16 | | Soil Remediation | | 200 | | | |
| 17 | | Urban Forest Renewal Program | 5,819 | 4,834 | 7,613 | 5,475 | 8,295 |
| | | **Community Services** | | | | | |
| 18 | | Library Facility Safety, Security and Accessibility Improvements Program | | | | | 200 |
| 19 | | Northwest Winnipeg New Library | | 1,000 | | | |
| 20 | | Recreational Facility Safety, Security and Accessibility Improvements Program | | | 200 | | 185 |
| 21 | | Fitness Equipment Upgrade Program | | 255 | 320 | | 340 |
| 22 | | Spray Pad Investment Program | | | 500 | | 500 |
| 23 | | Recreation & Library Facility Investment Strategy | 16,600 | | | | |
| 24 | | Assiniboine Park Conservancy (APC) - Infrastructure and Sustainability | 3,400 | | | | |
| | | **Fire Paramedic Service** | | | | | |
| 25 | | Facility Optimization - Waverley West Station | | | 2,520 | | |
| 26 | | Next Generation 911 and Telephony System | | | 6,500 | | |
| | | **Planning, Property and Development** | | | | | |
| 27 | | Downtown Enhancement Program | | 237 | 151 | | |
| 28 | | Cemetery Planning and Development | | 449 | 291 | | 100 |
| 29 | | New Columbaria Investment Program | | 294 | 100 | | 124 |
| 30 | | Riverbank Stabilization - Physical Asset Protection | | 3,000 | 3,000 | | 3,000 |

# Appendix 7

| | (in thousands $) | 2023 | 2024 | 2025 | 2026 | 2027 |
|---|---|---|---|---|---|---|
| **Municipal Accommodations** | | | | | | |
| 31 | Health/Life Safety/Emergency Systems Refurbishment/City-wide Accessibility | 93 | | 471 | | 1,156 |
| **City Clerks** | | | | | | |
| 32 | City of Winnipeg Archives - The Winnipeg 150 Legacy Project [2] | 543 | 11,647 | | | |
| **Innovation and Technology** | | | | | | |
| 33 | Intake Program | 145 | | | | |
| 34 | Citizen Portal | | 300 | 300 | | |
| 35 | Assessment Automation | | | 312 | | 245 |
| 36 | 311 Renewal | | 154 | 145 | | 223 |
| 37 | Library Technology Upgrade and Replacement | | | 350 | | 375 |
| **Assessment and Taxation** | | | | | | |
| 38 | Computer Aided Mass Appraisal System - Detailed Analysis and Implementation | | 500 | | | |
| **Transit [3]** | | | | | | |
| 39 | Transit Roof Replacement and Ventilation Upgrade | 1,545 | | | | |
| 40 | Transition to Zero Emission Buses | 7,155 | 12,665 | 13,639 | 33,951 | |
| 41 | Safety Shield Extensions | | 2,184 | | | |
| 42 | Radios and Intelligent Transportation Systems (ITS) Replacement | | 4,493 | | | |
| 43 | North Garage Replacement | 28,798 | 20,711 | 672 | | |
| 44 | Primary Transit Network Infrastructure | | | 2,114 | 3,990 | |
| 45 | Rapid Transit (Downtown Corridors) Preliminary Design | | | 376 | 1,840 | |
| 46 | Wheelchair Securements Retro-fit | | | 2,687 | 1,151 | |
| **Water and Waste** | | | | | | |
| 47 | CentrePort South Water and Sewer Servicing | 40,000 | | | | |
| 48 | Brady Road Resource Management Facility - Cell Construction | | | | | 5,800 |
| **Winnipeg Parking Authority** | | | | | | |
| 49 | Millennium Library Parkade High Priority Repairs | | | 7,686 | | 2,817 |
| **Total Infrastructure Financed by the Province of Manitoba** | | **113,898** | **73,969** | **59,588** | **54,532** | **89,800** |

1. The above listing identifies the funding in the 2023 Adopted Budget, the 2024 Preliminary Budget and the 2025 - 2027 Forecast. The table below provides a summary by funding sources included in the budget. There are no funding amounts included for 2028 and 2029.

| **Funding Sources (in thousands $):** | **2023** | **2024** | **2025** | **2026** | **2027** |
|---|---|---|---|---|---|
| Investing in Canada Infrastructure Program | 35,953 | 37,869 | 19,488 | 40,932 | - |
| Strategic Infrastructure Fund | 28,145 | 36,100 | 40,100 | 13,600 | 89,800 |
| Accelerated Regional Roads | 9,800 | | | | |
| Federal/Provincial | 40,000 | | | | |
| | **113,898** | **73,969** | **59,588** | **54,532** | **89,800** |

2. The variance from 2023 Budget is due to the inclusion of additional projects which were previously unallocated. The Provincial Strategic Infrastructure basket funding is projected at $89.8 million per year - see table below.

| **Projects (in thousands $):** | **2024** | **2025** | **2026** | **2027** |
|---|---|---|---|---|
| Balance as per table above | 73,969 | 59,588 | 54,532 | 89,800 |
| NEWPCC Phase 2 Biosolids | 16,000 | 30,300 | 35,300 | |
| | **89,969** | **89,888** | **89,832** | **89,800** |

2024 funding includes $64,436 unallocated from the 2023 Strategic Infrastructure basket funding. Council has referred $31,000 of the unallocated funding to the 2024 budget process.

With the adoption of the 2024 Capital Budget, the 2023 D'arcy Lift Station Load Shedding Upgrade project will be increased by $33,000 to align with Provincial funding provided through the 2023 Strategic Infrastructure Basket. (Budget recommendation 2.l)

3. Other than the Safety Shield Extensions, funding for Transit supports projects applied for through the tri-patriate Investing in Canada Infrastructure Program. Funding for projects in this program are shared by the City of Winnipeg, the Province of Manitoba and the Federal Government.

4. Shared Health Capital Grant information is not included.

This page intentionally left blank.

# Active Transportation Projects

| (in thousands of $) | 2024 | 2025 | 2026 | 2027 | 2028 | 2029 |
|---|---|---|---|---|---|---|
| Pedestrian and Cycling Program | 2,161 | 2,183 | 5,357 | 6,660 | 6,978 | 7,810 |
| Regional and Local Street Renewal [5] | | | | | | |
| Recreational Walkways and Bike Path Renewals | 3,340 | 3,278 | 2,185 | 2,251 | 2,319 | 2,388 |
| Regional Sidewalk and Curb Renewal | 636 | 673 | 711 | 1,351 | 1,391 | 1,433 |
| Sidewalk Renewals on Local Streets | 1,060 | 1,122 | 3,278 | 4,502 | 4,637 | 4,776 |
| Osborne Street Underpass | | 1,100 | | | 1,500 | |
| Elm Park Bridge Repairs | | | | | 3,902 | |
| Primary Transit Network Infrastructure | | 2,400 | | | | |
| **TOTAL** | **$ 7,197** | **$ 10,756** | **$ 11,531** | **$ 14,764** | **$ 20,727** | **$ 16,407** |

**Notes:**

1. On May 14, 2008, Council concurred in the recommendation that a policy be adopted to incorporate Active Transportation (AT) facilities into any reconstruction or rehabilitation required on any infrastructure identified as an AT facility in the Proposed Active Transportation Network.

2 .The six-year AT investments in the 2024 Capital Budget and 2025 - 2029 Forecast total **$81.4 million, an increase of $7.7 million over** 2023 restated 6-year total ($73.7 million).

3 .The amounts above identify the budget dollars dedicated to AT facilities within the 2024 capital budget. Funding for the AT work is included within the total funding for the projects/programs noted.

4. There may be other AT projects included in the 2024 Capital Budget and Five-year Forecast that could not be estimated at time of printing.

5. Outside of Sidewalk and Recreational and Walkways & Bike Path Renewals, additional active transportation related projects will be undertaken as part of regional and local street renewals within the Regional and Local Street Renewal Program. Further study is required prior to confirming cost estimates.

This page intentionally left blank.

# Service Based Budget Alignment to Strategic Plans

**OurWinnipeg**

OurWinnipeg 2045, adopted by Council on May 26, 2022, is Winnipeg's 25-year development plan and sets out:

(a) the city's long-term plans and policies respecting
  (i) its purposes,
  (ii) its physical, social, environmental and economic objectives, and
  (iii) sustainable land uses and development;
(b) measures for implementing the plan; and
(c) such other matters as
 the minister or council considers necessary or advisable

The vision for OurWinnipeg 2045 is to be a thriving, sustainable and resilient city, grounded in a strong commitment for human rights, that is welcoming and contributes to an equitable, and high quality of life for all.

| | | OurWinnipeg Goals | | | | | |
|---|---|---|---|---|---|---|---|
| | | Leadership & Good Governance | Environmental Resilience | Economic Prosperity | Good Health & Well-Being | Social Equity | City Building |
| **Committee/ Board** | **Service Area** | | | | | | |
| **Public Works** | Active Transportation | ● | ● | ● | ● | | ● |
| | Roadway Construction and Maintenance | ● | ● | ● | ● | | ● |
| | Transportation Planning and Traffic Management | ● | ● | ● | ● | | ● |
| | Roadway Snow Removal and Ice Control | | ● | ● | ● | ● | ● |
| | Public Transit | ● | ● | ● | ● | ● | ● |
| | City Beautification | | ● | ● | ● | ● | ● |
| | Winnipeg Fleet Management (SOA) | ● | ● | ● | | | |
| | Winnipeg Parking Authority (SOA) | ● | | ● | | | ● |
| **Water, Waste and Environment** | Water | ● | ● | ● | ● | ● | ● |
| | Wastewater | ● | ● | ● | ● | | ● |
| | Land Drainage and Flood Control | ● | ● | ● | ● | | ● |
| | Solid Waste Collection | ● | ● | ● | ● | | ● |
| | Solid Waste Disposal | ● | ● | | ● | | ● |
| | Recycling and Waste Diversion | ● | ● | ● | ● | | |
| **Property and Development** | City Planning | ● | ● | ● | ● | ● | ● |
| | Neighbourhood Revitalization | ● | ● | ● | ● | ● | ● |
| | Development Approvals, Building Permits and Inspections | | | ● | ● | | ● |
| | Heritage Conservation | ● | ● | ● | ● | ● | ● |

# Appendix 9

| | | OurWinnipeg Goals | | | | | |
|---|---|---|---|---|---|---|---|
| | | Leadership & Good Governance | Environmental Resilience | Economic Prosperity | Good Health & Well-Being | Social Equity | City Building |
| **Committee/ Board** | **Service Area** | | | | | | |
| | Property Asset Management | ● | ● | ● | ● | | ● |
| | Cemeteries | | ● | ● | ● | ● | ● |
| | Golf Services (SOA) | | ● | ● | ● | | |
| **Community Services** | Fire and Rescue Response | | | | ● | | ● |
| | Fire and Injury Prevention | | | | ● | | |
| | Medical Response | | | | ● | | |
| | Emergency Management | ● | ● | ● | ● | | |
| | Recreation | ● | | ● | ● | ● | |
| | Parks and Natural Areas | | ● | ● | ● | ● | ● |
| | Urban Forestry | | ● | ● | ● | ● | ● |
| | Community Liveability | ● | | ● | ● | ● | |
| | Libraries | ● | | ● | ● | ● | |
| | Arts, Entertainment and Culture | ● | | ● | ● | ● | |
| | Insect Control | | ● | ● | ● | | ● |
| | Animal Services (SOA) | ● | | | ● | ● | |
| **Winnipeg Police Board** | Police Services | ● | | ● | ● | ● | ● |
| **Finance and Economic Development** | Assessment, Taxation & Corporate | ● | | ● | | ● | ● |
| | Economic Development | ● | ● | ● | ● | ● | ● |
| **Executive Policy Committee** | Organizational Support Services | ● | ● | ● | ● | ● | ● |
| | Innovation, Transformation and Technology | ● | | ● | | | ● |
| | Contact Centre – 311 | ● | | | ● | ● | |
| | Council Services | ● | | | ● | ● | |

For more information on OurWinnipeg, please visit: http://winnipeg.ca/interhom/CityHall/OurWinnipeg/

## Strategic Priorities Action Plan

During 2023, Council adopted a Strategic Priorities Action Plan which outlines key priorities and actions for the four-year Council term. Within the plan, Council identified 5 broad themes as strategically important. Under these 5 themes Council further identified 42 specific priority actions for focus and investment.

In addition to the 5 themes, some services have identified goals and budget priorities which are primarily focused on Corporate Support & Governance in supporting city operations as a whole rather than a specific theme.

| | | Strategic Priorities Action Plan Themes | | | | | |
|---|---|---|---|---|---|---|---|
| | | The Downtown | A Strong Economy | A Liveable Safe, Healthy, Happy City | A Green & Growing City with Sustainable Renewal of Infrastructure | A City that Works for Residents through Improved Customer Service | Corporate Support & Governance |
| **Committee/ Board** | **Service Area** | | | | | | |
| **Public Works** | Active Transportation | | | ● | ● | ● | |
| | Roadway Construction and Maintenance | | | ● | ● | ● | |
| | Transportation Planning and Traffic Management | ● | | ● | ● | ● | |
| | Roadway Snow Removal and Ice Control | | | ● | ● | | |
| | Public Transit | | | | ● | | |
| | City Beautification | | | ● | | ● | |
| | Winnipeg Fleet Management (SOA) | | | | | ● | |
| | Winnipeg Parking Authority (SOA) | | | ● | | ● | |
| **Water, Waste and Environment** | Water | | | | ● | ● | |
| | Wastewater | | | | ● | | |
| | Land Drainage and Flood Control | | | | ● | | |
| | Solid Waste Collection | | | | | ● | |
| | Solid Waste Disposal | | | | ● | ● | |
| | Recycling and Waste Diversion | | ● | | ● | ● | |
| **Property and Development** | City Planning | | ● | ● | | | |
| | Neighbourhood Revitalization | | | ● | | | |
| | Development Approvals, Building Permits and Inspections | | | ● | | ● | |
| | Heritage Conservation | | ● | ● | ● | | |
| | Property Asset Management | | ● | ● | ● | ● | |
| | Cemeteries | | | ● | | | |
| | Golf Services (SOA) | | | ● | ● | | |
| **Community Services** | Fire and Rescue Response | | | ● | | | |
| | Fire and Injury Prevention | | | ● | | | |
| | Medical Response | | | ● | | | |

# Appendix 9

| Committee/ Board | Service Area | Strategic Priorities Action Plan Themes | | | | | |
|---|---|---|---|---|---|---|---|
| | | The Downtown | A Strong Economy | A Liveable Safe, Healthy, Happy City | A Green & Growing City with Sustainable Renewal of Infrastructure | A City that Works for Residents through Improved Customer Service | Corporate Support & Governance |
| Community Services | Emergency Management | | | ● | | | |
| | Recreation | | ● | ● | | ● | |
| | Parks and Natural Areas | | | ● | ● | ● | |
| | Urban Forestry | | | ● | ● | ● | |
| | Community Liveability | | | ● | | ● | |
| | Libraries | | | ● | | | |
| | Arts, Entertainment and Culture | | | | | ● | ● |
| | Insect Control | | | ● | ● | ● | |
| | Animal Services (SOA) | | | | | ● | |
| Winnipeg Police Board | Police Services | | | ● | | | |
| Finance and Economic Development | Assessment, Taxation & Corporate | | | | | ● | ● |
| | Economic Development | | ● | | | | |
| Executive Policy Committee | Organizational Support Services | | | ● | | ● | ● |
| | Innovation, Transformation & Technology | | | | | ● | ● |
| | Contact Centre – 311 | | | | | ● | |
| | Council Services | | | | | ● | |

For more information on The Strategic Priorities Action Plan please visit:
https://www.winnipeg.ca/sites/default/files/2023-07/2023-2026-Council-Strategic-Priorities-Action-Plan_1.pdf

Return to Table of Contents

Appendix 10

# Service Based Budget – Services By Policy Area

| Service | Sub-Service |
|---|---|
| **Public Works** | |
| **Roadway Construction and Maintenance** | Bridge Construction and Maintenance |
| | Regional Streets Construction and Maintenance |
| | Local Streets Construction and Maintenance |
| | Boulevard Grass Maintenance |
| **Transportation Planning and Traffic Management** | Street Lighting |
| | Transportation Planning and Design |
| | Traffic/Right of Way Management |
| **Roadway Snow Removal and Ice Control** | Regional Streets Snow and Ice Removal |
| | Local Streets Snow and Ice Removal |
| | Sidewalk Snow and Ice Removal |
| | Park and Facility Snow and Ice Removal |
| | Pathway Snow/Ice Removal |
| | Snow Disposal Sites |
| **Public Transit** | Conventional Transit |
| | Transit Plus |
| | Chartered Bus and Special Events |
| **City Beautification** | Litter Collection |
| | Public Gardens/Landscaping |
| | Ornamental Lighting/Flags and Banners/Public Art |
| | Graffiti Control |
| | Spring Clean-up |
| | Regional Street Cleaning |
| | Local Street Cleaning |
| **Active Transportation** | Regional Sidewalk Construction and Maintenance |
| | Local Sidewalk Construction and Maintenance |
| | Active Transportation Pathway Construction and Maintenance |
| | Active Transportation Planning and Design |
| **Winnipeg Fleet Management SOA** | Fleet Vehicles |
| **Winnipeg Parking Authority SOA** | Parking Facilities |
| | On-Street Parking Enforcement |
| | On-Street Parking |
| | Vehicles for Hire |
| | MBEA non-parking |
| **Water, Waste and Environment** | |
| **Water** | Water Supply and Treatment |
| | Water Distribution |
| **Wastewater** | Wastewater Collection |
| | Wastewater Treatment |
| **Land Drainage and Flood Control** | Flood Control |
| | Land Drainage |
| | Waterways Management |
| **Solid Waste Collection and Disposal** | Solid Waste Collection |
| | Solid Waste Disposal |
| **Recycling and Waste Diversion** | Recycling |
| | Waste Diversion |
| **Property and Development** | |
| **City Planning** | Area Development and Renewal Planning |
| | City-wide Long Range Planning |
| **Neighbourhood Revitalization** | Housing Initiatives |
| **Development Approvals, Building Permits and Inspections** | Residential Development Approvals and Inspection |
| | Commercial Development Approvals and Inspection |
| **Heritage Conservation** | Heritage Conservation |
| **Property Asset Management** | Infrastructure Planning |
| | Municipal Accommodations |
| | Land and Property |
| | Pool Facilities |
| | Arena Facilities |
| | Recreation Centres |
| | Community Centre Facilities |
| **Cemeteries** | Cemeteries (Brookside, St. Vital, and Transcona) |
| **Golf Services SOA** | Golf Courses |

| Service | Sub-Service |
|---|---|
| **Community Services** | |
| **Fire and Rescue Response** | Fire Suppression and Life Rescue |
| | Fire Investigation |
| | Speciality Rescue |
| | Fire Paramedic Response |
| **Fire and Injury Prevention** | Fire and Injury Prevention Education |
| | Fire Inspection |
| **Medical Response** | Emergency Ambulance |
| | Medical Transfers |
| | Community Paramedicine |
| **Emergency** | Emergency Management |
| | Emergency Social Services |
| **Recreation** | Aquatics Services |
| | Recreation Services |
| | Arenas |
| | Community Centres |
| **Parks and Natural Areas** | Park Grass Maintenance |
| | Park Amenity Maintenance |
| | Athletic Field Maintenance |
| | Park Pathway Maintenance |
| | Park Planning/Development |
| | Weed Control |
| | Natural Areas Management |
| | Playground Management |
| | Assiniboine Park Conservancy |
| | Winter Amenity Maintenance |
| **Urban Forestry** | Tree Planting |
| | Tree Pruning and Removal (non-DED) |
| | Dutch Elm Disease Control (DED) |
| **Community Liveability** | Vacant Building Enforcement |
| | Community By-law Enforcement |
| | Bicycle Recovery |
| | Community Crisis Response |
| | Community Grants |
| | Community Development |
| | Indigenous Relations |
| **Libraries** | Library Services |
| **Arts, Entertainment and Culture** | Arts, Entertainment and Culture Grants |
| | Arts, Entertainment and Culture Events |
| | Museums |
| **Insect Control** | Insect Control |
| **Animal Services SOA** | Animal Control and Care |
| **Winnipeg Police Board** | |
| **Police Services** | Police Services |
| **Finance and Economic Development** | |
| **Assessment, Taxation and Corporate** | Assessment and Taxation |
| | Financial Management |
| | Corporate Accounts |
| **Economic** | Economic Development |
| **Executive Policy** | |
| **Organizational Support Services** | Chief Administrative Office |
| | Communications |
| | Human Resource Services |
| | Legal Services |
| **Innovation, Transformation and Technology** | Innovation and Technology |
| **Contact Centre - 311** | Contact Centre - 311 |
| **Council Services** | Auditing |
| | Mayor and Council |
| | Archives-City Clerks |
| | Elections-City Clerks |
| | Citizen Access and Appeals |
| | Council Support-City Clerks |
| | Executive Support |

This page intentionally left blank.

# Financial Management Plan Update

City Council adopted the Financial Management Plan (FMP) on March 20, 2020. The Plan sets forth the guidelines against which current and future financial performance will be measured, and provides a sustainable long-term approach for the City's fiscal strategy.

Periodic review and reporting on the (FMP) are done in accordance with *OurWinnipeg*. The following provides a progress report on the FMP goals, which are aligned to *OurWinnipeg* goals of Leadership & Good Governance, and Economic Prosperity**.** The measures reported against the financial management plan goals include the financial implications of the COVID-19 pandemic.

The following is a summary of the goals and results for 2019 to 2022 Financial Management Plan.

| # | *OurWinnipeg* Goal | FMP Goal | 2022 Status | 2021 Status | 2020 Status | 2019 Status |
|---|---|---|---|---|---|---|
| 1 |  | Ensure a sustainable revenue structure<br>**Target:** A revenue structure that keeps pace with inflation adjusted for growth | ✗ * | ✗ * | ✗ * | ✓ |
| 2 |  | Support a sustainable and competitive tax environment<br>**Target:** A stable and competitive taxation system | ✗ | ✓ | ✓ | ✓ |
| 3 |  | Support Economic Growth<br>**Target:** Increase assessment base | ✓ | ✓ | ✓ | ✓ |
| 4 |  | Support long-term financial planning<br>**Target:** Transition to multi-year balanced tax supported operating budgets | ✓ | ✓ | ✓ | ✓ |
| 5 |  | Build, maintain and enhance infrastructure<br>**Target:** Continue to implement leading practices for asset management | ✓ | ✓ | ✓ | ✓ |
| 6 |  | Manage expenditures<br>**Target:** Operating expenditure increases should not exceed inflation adjusted for population growth | ✓ | ✓ | ✗ * | ✓ |
| 7 |  | Manage debt<br>**Target:** That debt issuance and outstanding debt is in accordance with the debt management policy and debt strategy | ✓ | ✓ | ✓ | ✓ |
| 8 |  | Ensure adequate reserves and liquidity<br>**Target/Measure:** Reserve balances maintained at Council approved levels | ✗ | ✓ | ✓ | ✓ |

***** Primarily due to financial impacts of the COVID-19 pandemic.

 Leadership and Good Governance

 Economic Prosperity

## Goal #1: Ensure a sustainable revenue structure

**Target:** A revenue structure that keeps pace with inflation adjusted for growth

**Measure:** Increase in operating revenue should be, at a minimum, inflation adjusted for population growth.

Between 2021 and 2022, inflation adjusted for population growth, was 9.9%. Operating revenues for the City for this same period increased by 5.5% while total consolidated revenues increased by 6.1%.

During this period municipal taxes grew at a rate of 2.33% for increases for improvements to local and regional streets and bridges, as well as payments for Stage 2 of the Southwest Rapid Transitway, plus there was assessment roll growth.

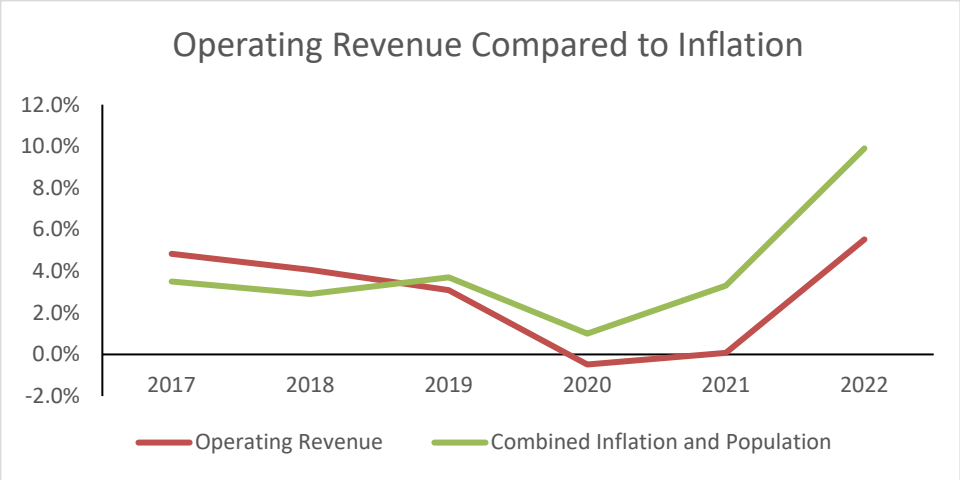


Other City revenues such as accommodation taxes, transit ridership, recreational, parking and other fees continued to be negatively impacted by the COVID-19 pandemic resulting in an overall growth rate that was below the target. These impacts are considered temporary and normal operations began resuming in some of these revenue areas in mid 2022. It is expected that revenues should continue to increase to be within the target range.

For more information on revenue variances refer to the City's 2022 Audited Consolidated Financial Statements: 2022 Annual Report

The City recognizes the need for new long-term growth revenue sources to be able to continue providing the level of services its citizens expect and to maintain a sustainable revenue structure to avoid future years' operational deficits

## Goal #2: Support a sustainable and competitive tax environment

**Target:** A stable and competitive taxation system

**Measure:** Assessing that taxation levels adopted through multi-year budgets meet service requirements.

In 2020, the City approved a 4-year balanced multi-year operating budget and a 6-year balanced capital budget with tax increases of 2.33% dedicated to infrastructure funding. The balancing of both the operating and capital budgets over four years indicates that taxation levels are sufficient to meet current operating service requirements. In 2023, an estimated amount equivalent to 1.17% property tax increase was allocated to the operating budget.

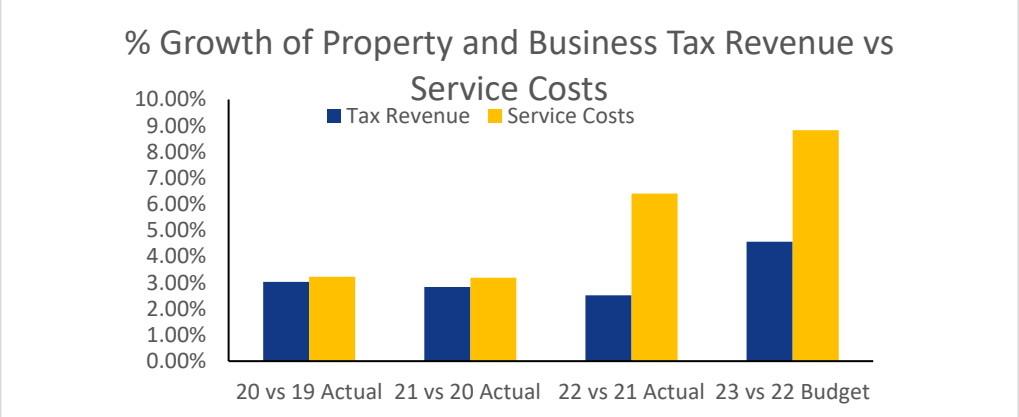


This chart shows the relationship between the percentage growth in property and business tax revenue compared to tax supported service costs. Based on tax increases and projected growth in the tax base, current taxation levels grew at an average of 3.2% from 2020 to 2023, in comparison to 5.4% for current service costs for the same period. Overall, the tax supported expenditures are increasing at a higher level than taxation revenues.




In 2022, City Council approved an Economic Response and Recovery plan that provides a number of supports for Business, Community Centres, Downtown and overall economic development. This includes increasing the business tax threshold while maintaining the same level of business tax

revenues, waiving permit fees for street closures across the City to facilitate block parties and festivals and continuing to improve the permit and inspection process to assist with demand fluctuations.

The City works with it partners, CentreVenture and Economic Development Winnipeg to encourage development in the City. As well, the table above illustrates that the City continues to have the lowest property taxes compared with other Municipalities.

The above data does not consider infrastructure. The 2024 Infrastructure Plan identifies an infrastructure deficit of ~$8.0 billion for infrastructure needs over a 10-year period ending in 2033 (refer to goal #5). This deficit reflects additional service requirements in future years and the City will need to consider other funding sources for these projects in future years' budgets, if current taxation levels are to be maintained.

## Goal #3: Support Economic Growth

**Target:** Increase assessment base
**Measure:** Growth in the assessment base.

Based on the data below, the City's property assessment base has been growing annually from 2012 to 2023. The 2023 assessment base has increased 9.37% from 2022.

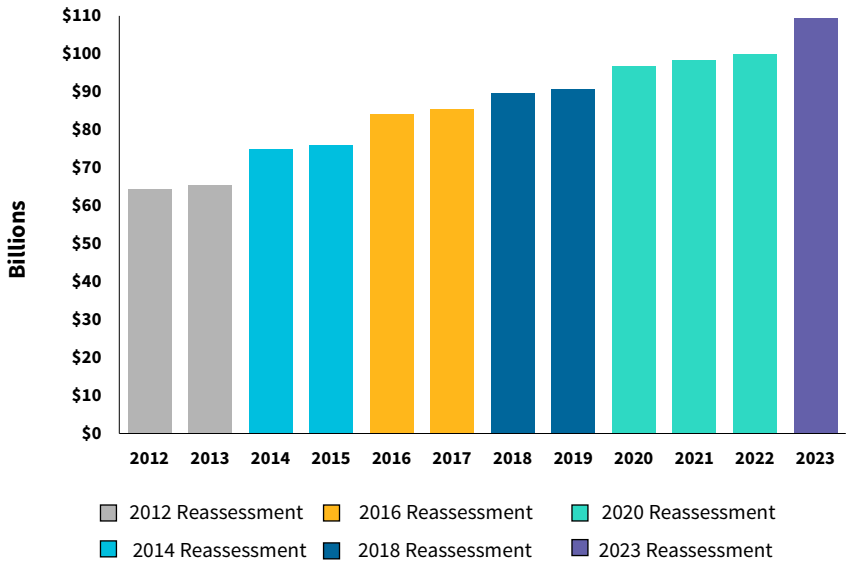


Note: Property is reassessed every two years under provincial legislation. Manitoba's reassessment cycle changed to three years in 2023 only to allow real estate market trends impacted by COVID-19 pandemic to be more accurately reflected in property assessments. The assumption is that the reassessment cycle will go back to two years with the next one scheduled for 2025.

## Goal #4: Support long-term financial planning

**Target:** Transition to multi-year balanced tax supported operating budgets
**Measure:** Successful adoption of a multi-year balanced budget

On June 21, 2018 Council directed the Public Service to start a process to implement a multi-year budget approach effective for the 2020 budget year, with a focus on addressing the structural deficit in tax-supported City operations. Prior to the City of Winnipeg's 2020 multi-year budget process, the City had a structural deficit in its Tax supported operating budget. A structural deficit is a deficit that results from a persistent and underlying imbalance between budgetary revenues and expenditures. On March 20, 2020, Council adopted the 2020 – 2023 Operating and Capital Budget, which includes the City's first four-year balanced operating budget. The 2020 multi-year budget process eliminated these deficits and balanced the budget such that operating expenditures would equal operating revenues for 2020 through to 2023. The City's second balanced multi-year budgets is shown below.

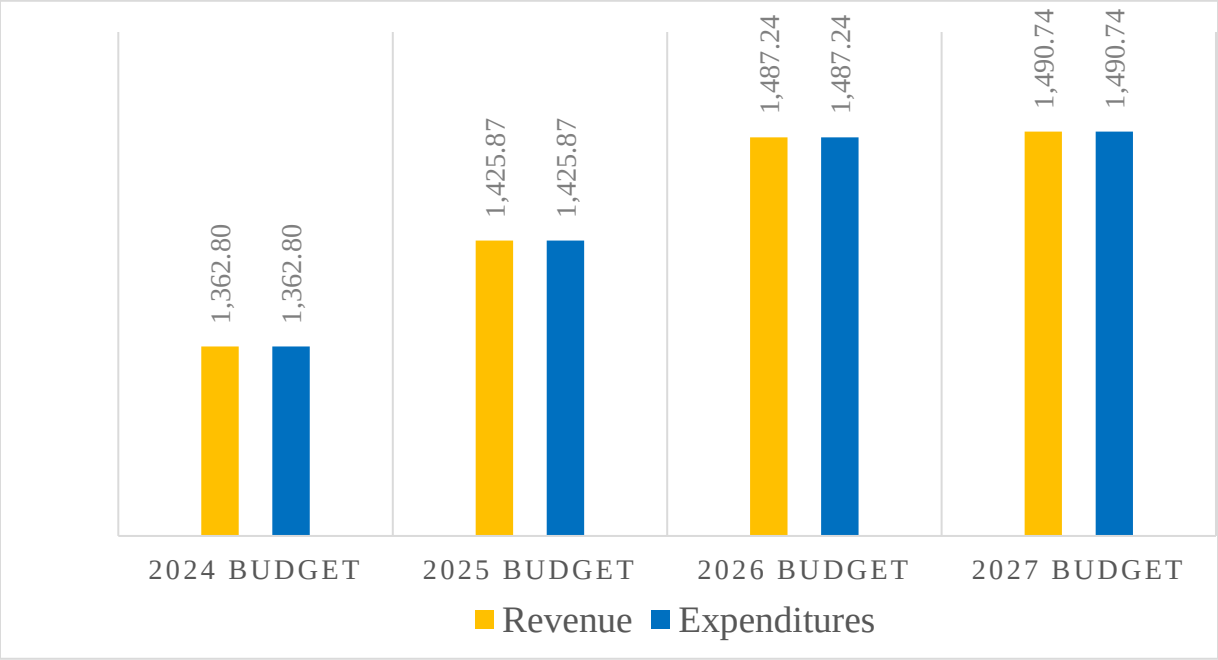

## Goal #5: Build, maintain and enhance infrastructure

**Target:** Continue to implement leading practices for asset management
**Measure:** How effective budget decisions are on impacting the infrastructure deficit

The City's 2024 Infrastructure Plan incorporates a four-year update that expands upon the information previously outlined in the 2020 Infrastructure Plan and makes connections to primary and secondary planning documents such as OurWinnipeg 2024, Complete Communities 2.0, Poverty Reduction Strategy and the Climate Change Action Plan. The Infrastructure Plan also makes connections to the themes outlined in the Strategic Priorities Action Plan (SPAP).

Having additional insight and a broad overview of the City's infrastructure needs and financial reality, the Infrastructure Plan is intended to be a 10-year blueprint for maintaining sustainable and affordable service delivery for residents by incorporating the information from the Infrastructure Plan into the City's investment planning cycle and multiyear budget process.

Since the 2020 Infrastructure Plan, Council approved significant capital funding towards the City's top priorities identified in the plan. Three projects have been completed and 12 projects which were previously unfunded are now forecasted in the 2024 budget. This equates to just over $1 billion in strategic investments across a multitude of services.

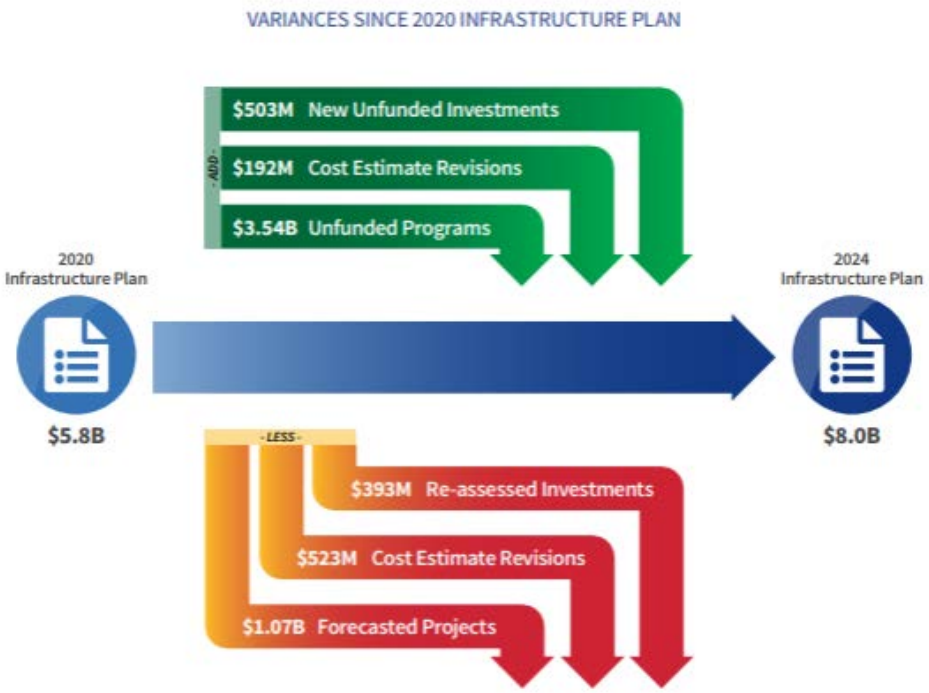


Note that the increase to the City's infrastructure deficit is the net result of several factors:

- An expanded scope that now includes Programs (above the $5 million threshold)
- Newly identified investment needs
- Project cost estimate revisions and refinement since 2020 and
- Previously unfunded projects receiving capital budget approvals, investments that were re-assessed or have been identified beyond 2033

# Appendix 11

According to the City's 2024 Infrastructure Plan, Winnipeg's capital infrastructure deficit over 10 years (2024 to 2033) is now estimated at $8.0 billion.

This equates to an Infrastructure Funding Level of 35%. This means that the approved capital budget is addressing 35% of the City's total infrastructure needs from 2024-2033 (investments over $5 million only).

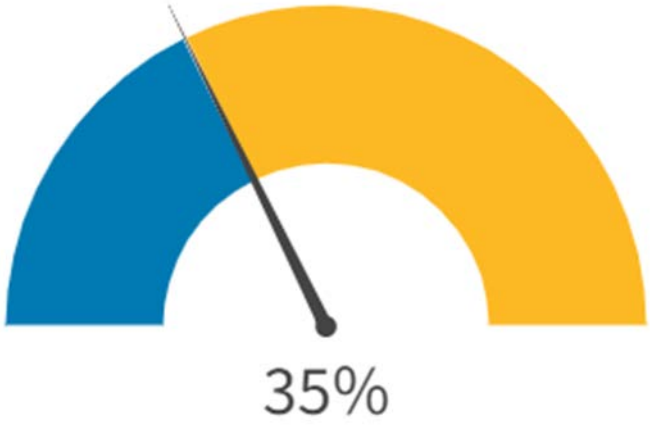


2024 Infrastructure Plan

The Public Service will continue to monitor approved infrastructure investments over a period of time to help establish a recommended financial investment target that aligns with the City's total infrastructure needs.

Tracking investment performance and establishing targets helps determine how effective the investments decisions were at reaching that target. The results would inform how long-term strategies would need to be adjusted in support of future investment needs.

The Public Service is advancing the City's Asset Management Program by enhancing the tools available for departments to use, such as lifecycle costing, when considering capital investments. The Infrastructure Plan is a key tool to better inform decision-making during the multi-year budget process and has been improved by providing more access to data through an interactive, on-line platform.
*https://www.winnipeg.ca/infrastructureplan*

Continuing to provide detailed information about the City's infrastructure as a whole and understanding the total cost of owning and operating an asset offers a holistic overview of the City's infrastructure needs.

Another fundamental element that has recently been completed was the development of a Level of Service (LOS) Framework. Establishing LOS is foundational to an evolving asset management program that balances costs, opportunities, and risks against the desired LOS. Having a clearly defined LOS framework allows strategic objectives to be linked with customer expectations and the technical performance of an asset. It also allows the Public Service to use target levels of service as a baseline during lifecycle analysis and to evaluate the impacts of changes to LOS.

## Goal #6: Manage expenditures

**Target:** Operating expenditure increases should not exceed inflation adjusted for population growth

**Measure:** Increases in operating expenditures over the prior year do not exceed inflation adjusted for population growth

The total consolidated City expenditures increased by 8% from 2021 to 2022. Separating the public safety services, other tax supported services increased by only 5% compared with inflation adjusted for growth of 9.9% for the same period. However, operating expenditures for public works services were higher than inflation at 18%, which is mainly due to increased higher than normal snow clearing operations.

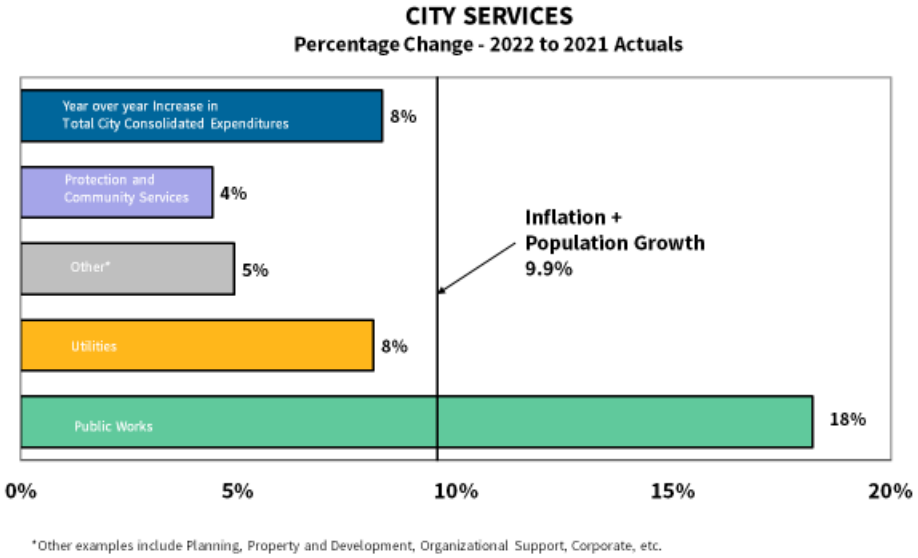


*Source: City of Winnipeg 2022 Annual Financial Report*

## Goal #7: Manage debt

**Target:** That debt issuance and outstanding debt is in accordance with the debt management policy and debt strategy

**Measure:** Net Debt as a percentage of revenue, debt servicing as a % of revenue and debt per capita remains with the Debt Strategy Limits

Measuring net debt as a percentage of operating revenue indicates the organization's ability to service debt. Debt servicing as a percentage of revenue is one measure of affordability and speaks to the cost of servicing the City's consolidated debt position from a historical and current perspective.

To manage debt responsibly and transparently, on October 28, 2015, City Council approved the Debt Strategy. The following table provides the City Council approved limits and debt metrics as at December 31, 2022. It is anticipated that these actual ratios will increase in the next several years as the City undertakes planned increases in capital investment.

| Debt Metrics | | Maximum | As At December 31, 2022 | Forecasted Peak |
|---|---|---|---|---|
| **Debt as a % of revenue** | | | | |
| | City | 90.0% | 69.0% | 89.0% |
| | Tax-supported and other funds | 80.0% | 45.0% | 56.2% |
| | Utilities and other | 220.0% | 64.0% | 121.4% |
| **Debt-servicing as a % of revenue** | | | | |
| | City | 11.0% | 5.3% | 7.9% |
| | Tax-supported and other funds | 10.0% | 3.8% | 5.1% |
| | Utilities and other | 20.0% | 4.5% | 10.2% |
| **Debt per capita** | | | | |
| | City | $2,800 | $1,735 | $2,456 |
| | Tax-supported and other funds | $1,500 | $975 | $1,136 |
| | Utilities and other | $1,500 | $657 | $1,369 |

Note: "City" includes "Tax-supported and other funds", "Utilities and Other" and consolidated entities.
"Tax-supported and other funds" includes Municipal Accommodations and Fleet Management.
"Utilities and Other" includes Transit System, Waterworks System, Sewage Disposal System and Solid Waste Disposal.
"Forecasted Peak" does not account for the implications of consolidated accounting entries.

*Source: City of Winnipeg 2022 Annual Financial Report*

## Goal #8 Ensure adequate reserves and liquidity

**Target / Measure:** Reserve balances maintained at Council approved levels

Maintaining adequate reserves provides the City with the ability to respond to unexpected events and extraordinary situations, maintain stable taxes, and ensure sufficient funds are available for major capital projects. Having sufficient liquidity also ensures the City's ability to respond to unexpected events and is an important factor in credit rating determination as it is one indicator of the City's ability to service its financial obligations.

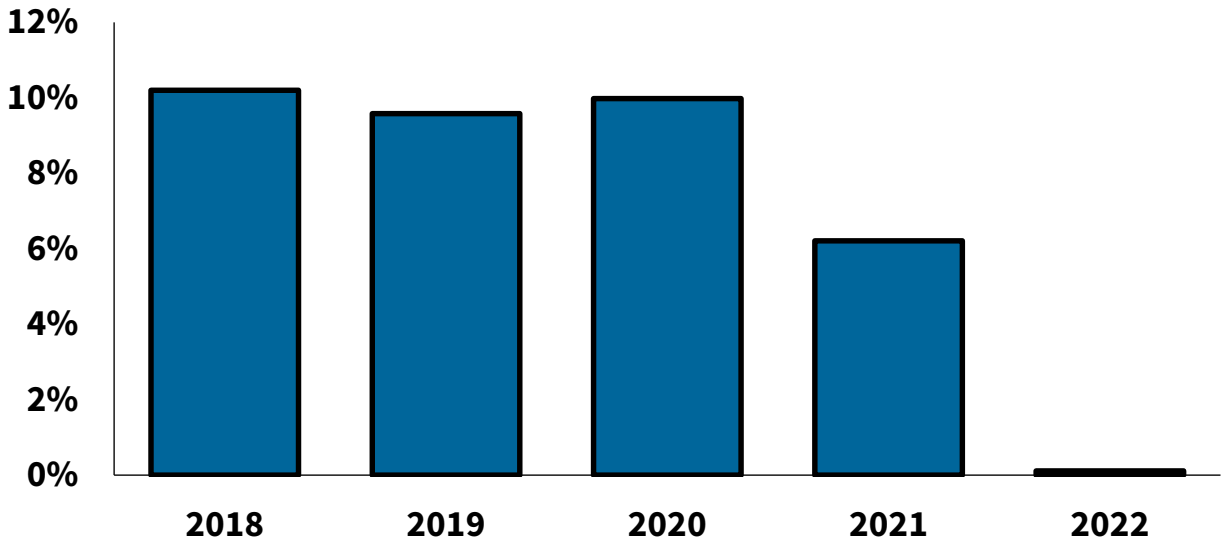


On March 23, 2015, Council approved a change in the level for the Financial Stabilization Reserve Fund (FSR) from 8% to 6% of tax supported expenditures. The ending balance in the FSR in 2022 is below the target level at 0.1% of tax supported expenditures.

As the City's finances continue to be negatively impacted by economic factors such as inflation and lower revenues, the FSR is the only source of emergency funding if all other operational measures have been exhausted. If the balance falls below the threshold amount in 2023, Council will need to adopt a replenishment plan.

In addition to reserves, liquid assets and the City's uncommitted credit facilities are both contributing factors towards liquidity. City liquidity is at 58% for December 2022 (see page 16 of the 2022 City of Winnipeg Detailed Financial Statements). The City will continue to monitor its reserve and liquidity positions against future requirements to ensure adequate balances are maintained.

This page intentionally left blank.

# Policies, Strategies and Plans

In addition to the policies noted in the Budget Context and Overview section of the 2024 Budget, the City of Winnipeg undertakes a number of strategic planning activities and has adopted a number of strategic plans and policies. Generally, strategic plans are used to:

- Set policy & direction
- Priorities & align resource allocation
- Educate and inform

## Corporate Strategic Plan

The corporate strategic plan outlines key administrative directions, goals, and priorities for the City of Winnipeg public service. It establishes a roadmap for the public service to become more responsive to the needs of Council and residents.

https://winnipeg.ca/finance/files/CorporateFinanceStrategicPlan.pdf

For more information on strategic plans and policies including links to:

- City planning
- Financial plans
- Infrastructure
- Living in Winnipeg
- Open government
- Public safety
- Recreation and parks
- Special Operating Agencies annual business plans
- Streets and transportation
- Water, waste and climate

visit https://winnipeg.ca/interhom/cityhall/strategic-plans-policies.stm

## Loan Guarantee Policy

On September 28, 2016, Council adopted a renewed Loan Guarantee policy to ensure that loan guarantees are only provided to organizations that assist the City in achieving its goals while minimizing the financial risk associated with the guarantee.

As of December 31, 2022, the City has unconditionally guaranteed the payment of principal and interest on capital improvement loans for several organizations. The City does not anticipate incurring future payments on these guarantees.

https://www.winnipeg.ca/finance/files/LoanGuaranteePolicy.pdf

## Materials Management Policy

The Council Adopted Materials Management Policy provides governance of materials management functions, including the delegation of authority related to procurement.

http://winnipeg.ca/finance/findata/matmgt/policy/policy.pdf

# Appendix 12

## Social and Sustainable Procurement Practices

The City of Winnipeg has adopted a Social Procurement Framework and Sustainable Procurement Action Plan to amplify the positive impacts of its spending. Sustainable procurement embeds relevant sustainability considerations into the selection of goods and services, along with factors such as price, quality, service, and technical specifications. Sustainable procurement means getting best value for the City over the total life of a good or service, while seeking opportunities that add environmental, ethical, social, and Indigenous value.

http://clkapps.winnipeg.ca/DMIS/permalink.asp?id=M20220127(RM)C-25

## Debt Strategy

Recommended ratios for operations funded by general taxation have been set with a modest amount of room for growth from the forecasted peak. Utilities are generally capital intensive and, therefore, may have higher ratios. The recommended limits for utilities will allow flexibility as the capital program unfolds for major water and sewer projects.

http://winnipeg.ca/finance/files/debtstrategy.pdf

## Debt Management Policy

The Debt Management Policy sets forth the parameters for issuing debt and managing outstanding debt and brings together in one document the existing rules, regulations, and current practices relating to external debt. The policy summarizes the City's legal authority, restrictions, and responsibilities relating to external debt, which flow from The City of Winnipeg Charter, and addresses other areas related to debt management.

http://winnipeg.ca/finance/files/approved_debt_management_policy.pdf

## Investment Policy

The Investment Policy provides the City with an approved framework for managing investments.

The guiding principle of this Policy is to incorporate industry leading practices to ensure the safety of principal and liquidity of the investment portfolio

***Safety of principal is the overriding consideration in investment decisions.***

https://winnipeg.ca/finance/files/approved_investment_policy.pdf

## Asset Management Policy

The Asset Management Policy is a comprehensive approach to managing the City's assets to meet well-defined levels of service at the lowest total cost of ownership within an acceptable level of risk in accordance with the Council adopted Asset Management Policy.

http://winnipeg.ca/Infrastructure/pdfs/FI-011AssetManagementPolicy.pdf

## City Asset Management Plan

The City Asset Management Plan summarizes the inventory, overall replacement value, age, and condition of all the City's major asset groups and presents this information in a format that compares the data across various service areas. It also outlines the funding deficit and strategies associated with meeting level of service targets for existing and new infrastructure.

https://www.winnipeg.ca/infrastructure/pdfs/City-Asset-Management-Plan-2018.pdf

This page intentionally left blank.

# Glossary of Terms

***Accommodation Tax*** - A 6% levy on the purchase price of short-term continuous accommodation of 30 days or less consumed and paid for after May 31, 2008. Amounts are collected in the Destination Marketing Reserve.

***Active Transportation (AT)*** - refers to any human-powered mode of transportation, which mainly includes walking, cycling and rolling. The Pedestrian and Cycling Strategies, adopted by Council on July 15, 2015, present the needs for both walking and cycling modes jointly but address the distinctly different needs of pedestrians and cyclists.

***Administrative Buildings*** - Facilities or assets that do not contain or provide services to the public (i.e. facilities which are solely accessed by city staff and/or suppliers).

***Advance Payments – Local Improvements account*** - see Future Services Account.

***Assessed Value*** - Value determined by estimating the market value of a property for a specific reference year. Taxes are levied on the basis of the assessed value of a property.

***Assessment Roll*** - A document that records assessments that are made in respect to properties described in the document and includes a real property assessment roll, a personal property assessment roll, and a business assessment roll.

***Asset Management*** - is an integrated business approach with the aim to minimize the lifecycle costs of owning, operating, and maintaining assets, at an acceptable level of risk, while continuously delivering established levels of service to the residents of Winnipeg. It includes the planning, design, construction, operation, and maintenance of infrastructure used to provide City services. By implementing asset management processes, infrastructure needs can be prioritized, while ensuring timely investments to minimize repair and rehabilitation costs, in order to maintain City assets.

***Balanced Budget*** - The City of Winnipeg Charter enacted by the Manitoba Legislature defines an operating budget to be balanced when the estimated expenditures for a fiscal year do not exceed the estimated revenues for the year.

***Basis of Accounting*** - The City of Winnipeg uses the full accrual basis of accounting. Revenue is recorded as it is earned and measurable. Expenses are recognized as they are incurred and measurable based upon receipt of goods or services and/or the creation of a legal obligation to pay. The City's financial statements are developed in accordance with generally accepted accounting principles for local governments, as recommended by Public Sector Accounting Board (PSAB).

***Basis of Budgeting*** - The City of Winnipeg develops its operating budget for tax supported and utility operations on a modified accrual basis (see Modified Accrual Basis). Difference between the basis of budgeting and accounting include, for example, retirement allowances, vacation, workers compensation, compensated absences, contaminated sites, landfill liability and other accrued employee benefits which are budgeted on a cash basis.

***Benchmark*** - A standard or reference point against which something is measured. The term is used in two different ways: in conjunction with setting long-term goals or targets for a broad range of societal and economic policies; and as a measure of effectiveness in comparing key aspects of an organization's performance with that of similar organizations.

# Appendix 13

***Budget Cycle*** - A four-year budget cycle beginning with operating and capital budgets adopted by Council for the second fiscal year following a general election of members of Council as provided for in the Multi-Year Budget Policy.

***Budget Process*** - Executive Policy Committee (EPC) of City Council is responsible for budget development. The budget is presented to City Council for consideration and adoption. Each year, both an operating and a capital budget are approved by City Council.

Both budgets contain multi-year views. The capital budget includes six years of budget information, including the current-year adopted budget and five forecast years. The operating budget contains four years of budget information.

***Budget Working Group*** – The working group of Councillors with the functions outlined in the Multi-Year Budget Policy and consists of members of council appointed by the Mayor.

***Business Tax*** - This is a tax on businesses that occupy space within the City of Winnipeg. Taxes are calculated by applying the annual business tax rate as a percentage of the annual rental value (ARV) of the business premise. The annual rental value is determined by taking into account the rents paid by premises similar in size and location and includes the cost of services necessary for the comfortable use or occupancy of the premise.

***Business Tax Adjustments / New Additions*** - Are taxes added to the taxation roll after tax bill update (TBU). These supplemental taxes are billed based on the change in the ARV for a given business. The Assessment and Taxation Department is allowed to issue supplemental tax bills for the current tax year and to January 1st of the prior year. For businesses, supplemental tax bills are normally prepared when businesses close, move or newly start up.

***By-laws*** - Legislation enacted by City Council under the provisions of The City of Winnipeg Charter.

***Canada Community-Building Fund (formerly Federal Gas Tax) Reserve*** - City Council, on January 25, 2006, authorized the establishment of the Federal Gas Tax Revenue Reserve Fund. The purpose of the reserve is to account for funds received from the Province under the Federal Gas Tax Funding Agreement.

On November 18, 2005, the Government of Canada and the Province entered into an agreement on the Transfer of Federal Gas Tax Revenue under the New Deal for Cities and Communities. Under this deal, the Province agreed to administer the funds on behalf of the Federal Government and to conditionally provide the funds to the City, subject to receipt of funding from the Federal Government. The funds are intended specifically for eligible projects such as: Public Transit; Water; Wastewater; Solid Waste; Community Energy Systems; and Active Transportation Infrastructure.

On March 24, 2006, the Province and the City signed the Gas Tax Funding Agreement. The agreement was effective as of April 1, 2005 and continues until March 31, 2015, or unless terminated earlier in accordance with section 10 of the agreement.

On January 12, 2007, City Council authorized that Infrastructure Levies (Gas Tax) be allocated to the Public Works Department for road and bridge projects through the 2007 capital budget process.

On July 16, 2014 City Council authorized that the purpose of the Federal Gas Tax Revenue Reserve be amended to include 18 project categories as listed in Schedule 1 of the most recent Manitoba-City of Winnipeg Municipal Gas Tax Agreement to administer the Canada-Manitoba Administrative Agreement on the Transfer of Federal Gas Tax Revenue. The list of eligible project categories includes local roads and bridges, broadband connectivity, public transit, drinking water, wastewater, solid waste, brownfield redevelopment, sport infrastructure, recreational infrastructure and cultural infrastructure.

On March 25, 2021, the federal government proposed a one-time investment of $2.2 billion that would help address infrastructure priorities in municipalities and First Nations communities. The proposed funding would flow through the Federal Gas Tax Fund. The federal government also proposed to rename the Federal Gas Tax Fund as the Canada Community-Building Fund.

On July 28, 2021, Province of Manitoba confirmed that the:

(1) Federal Gas Tax Fund program had officially been renamed the Canada Community-Building Fund (CCBF); and

(2) fire halls and fire station infrastructure are eligible investments under the new program and project expenditures for this investment category incurred as of April 1, 2021 will be considered eligible.

The Director of Public Works is the fund manager.

***Capital*** - Expenditures are considered capital when they have a cost of $100,000 or more and a useful life of 10 years or longer. This includes individual non-recurring capital projects or ongoing programs investing in various capital assets. Minor maintenance projects should not be included in the capital budget even though the costs may exceed the dollar limit for capital works. Major equipment replacements with very large dollar values such as computer upgrades should be included in the capital budget even though their useful life may be less than 10 years.

***Capital Budget*** - The annual plan of the capital projects to be undertaken by the City, together with the method of financing for each. In accordance with the City of Winnipeg Charter, a capital budget must be prepared and approved for the current year and the subsequent five years (forecast years). The capital budget is adopted on a project authorization basis, although cash flow estimates are provided for all projects. (See also Five-Year Capital Forecast).

***Capital Projects / Capital Works*** - Capital improvements and other works are generally considered to be projects of a fixed nature and long life which provide new, additional or replacement of public facilities such as streets, water mains, sewers, public buildings, parks, playgrounds, recreational centres, land, etc. Major replacements such as asphalt resurfacing of streets, water main renewals, and sewer renewals could also be considered as capital works. Land acquisition and local improvements are considered to be capital works regardless of expected cost. Capital expenditures are typically acquisition, development or major renovations to assets where the benefit of the expenditure extends into the future.

- Capital Program is a collection of similar (like) projects and activities that are managed in a coordinated way to achieve an impact that is either greater or not available if they were managed individually. Programs are typically longer term or with no end date. Programs are often managed across functional units, are strategic in nature and the plan is often high level and evolving.
- Capital Project is a singular effort of defined duration, typically shorter than a program. A project has a unique purpose and produces a specific output/benefit. The project is specific, detailed and bounded with a defined start and end point.

***Cash to Capital*** - is the cash value that the City invests into its Capital projects.

***Centreline*** – In support of the Winnipeg Police Service (WPS) 2015-2019 Strategic Plan, the WPS developed a comprehensive downtown safety strategy titled CENTRELINE. CENTRELINE's geographic boundaries are based on 12 downtown atoms to maximize foot patrol visibility and ownership of area issues. This model allows for enhanced accountability, data measurement and the tracking of relevant statistics. The name "CENTRELINE" was inspired by the Indigenous fur trade. Between 1738 and 1880 the downtown was at the centre and the heart of the country's fur trade. The downtown was the line that delineated the East from West, a historic gateway to Canada's West.

***Charter*** - Refers to *The City of Winnipeg Charter*, S.M. 2002, c. 39.

***Chief Administrative Officer*** - Individual appointed to the position pursuant to the City of Winnipeg Charter.

***Chief Construction Officer -*** an officer of Council with reporting and accountability measures similar to those in place for other statutory officers of Council while acknowledging that this position is not statutory within the City of Winnipeg Charter.

***Chief Financial Officer*** - is the Council-appointed statutory officer mandated by the City of Winnipeg Charter.

***City (The)*** - Refers to the City of Winnipeg.

***City Cemeteries Reserve –*** (Brookside, St. Vital and Transcona Cemeteries) The terms of By-law No. 14725 of the former City of Winnipeg, passed on April 8, 1935, created a fund for the perpetual care and maintenance of Brookside Cemetery. Later on, By-law No. 1996/78, also created funds for the perpetual care and maintenance of St. Vital and Transcona Cemeteries.

Section 29 of By-law No. 5720/91 amending and restating By-law 1996/78, relating to Cemeteries, sets forth the purpose and use of the Perpetual Maintenance Funds.

These funds are for the purpose of creating, building up, and maintaining a perpetual maintenance fund for the care and maintenance of Brookside, St. Vital, and Transcona Cemeteries. Section 12 of By-law No. 130/2007 includes: "Each cemetery will have a separate Perpetual Maintenance Reserve Fund created with a sum equal to 25% of the purchase price of a lot, plot or cremated remains lot/plot, or a sum equal to 15% of a cremorial or niche purchase, or a sum equal to 10% of a scattering of cremated remains, set aside in the reserve, invested and applied to and for the perpetual care of the lot or plot or cremated remains lot/plot, cremorial, niche, scattering bed or ossuary area. Perpetual care includes general maintenance of lots, plots, cremated remains lots/plots, columbarium niches or the cemetery enclosure.

The City may, annually, subject to Council approval, utilize up to 75% of the yearly earnings from the relevant Perpetual Maintenance Reserve to undertake improvements or maintenance on the cemetery."

Subject to Council approval; effective January 1, 2024 a recommendation for the consolidation of the Transcona, Brookside and St. Vital Cemeteries (perpetual reserve) funds into one cemeteries reserve fund called "City Cemetery Reserve".

The Director of Planning, Property and Development is the Funds Manager.

***City of Winnipeg Charter (The)*** - Provincial legislation setting out the powers and responsibilities of the City of Winnipeg.

***Class Estimates*** - The cost estimate classification system was developed in 2015 based on the AACE International Recommended Practices and is included in an appendix in the annual capital budget. The established benchmark is that a project should have a Class 3 estimate for budget authorization. Projects that are not at a Class 3 should indicate in the detail sheet that a Class 3 estimate or better will be achieved prior to the start of construction. For programs, those projects identified in the year of budget approval should also be at a Class 3 and the narrative should indicate that. The Class 3 estimate should set the authorization budget.

***Climate Action Reserve*** - A reserve fund established for the purpose of funding climate action initiatives in alignment with the City's strategic plans to meet the goal of net zero emissions. These initiatives will focus on studies, analysis and the development of policies, strategies and procedures relating to climate action.

The Director of Water and Waste will be the fund manager.

***Committees*** - means the Standing Policy Committees of Council and the Winnipeg Police Board.

***Commitment Reserve*** - On March 12, 1998, City Council approved the establishment of the Commitment Reserve Fund. The purpose of the fund is to allow departments to carry forward committed budget dollars to the succeeding year thereby eliminating the need to re-budget. Contributions to the reserve must be spent in the year following the transfer. However, contributions can be retained in the reserve beyond the following year only if approved by the fund manager; otherwise the unspent amount must be transferred to the Financial Stabilization Reserve Fund.

The Chief Financial Officer is the fund manager.

***Computer, Critical Systems and Support Reserve*** - On March 22, 1995, City Council approved the establishment of the Computer Replacement Reserve Fund. As approved by Council in the 2019 Budget, the reserve was renamed to Computer, Critical Systems, and Support Reserve. The purpose of the reserve is to provide financing for the replacement, refurbishing, modifying, or upgrading of personal computer hardware and/or software and to stabilize expenditures, therefore smoothing the effect on the annual budget. Through direct contributions, users contribute an amount to the reserve for computer equipment based upon the latest actual purchase cost for that type of unit. Other contributions to the reserve would include investment income.

The Director of Innovation and Technology is the fund manager.

***Consolidated Budget*** – includes the City of Winnipeg's operating budgets for tax supported, utility, special operating agency and reserve operations as well as a capital budget and governmental functions or entities, which have been determined to comprise a part of the aggregate City operations. The consolidated budget considers inter-fund transaction eliminations, tangible capital asset based revenues and amortization, controlled entity operations and the accrual of unfunded expenses.

***Consolidated Entities*** - The organizations included in the consolidated financial statements are as follows:

- Assiniboine Park Conservancy Inc.
- CentreVenture Development Corporation
- The Convention Centre Corporation
- Winnipeg Arts Council Inc.
- Winnipeg Public Library Board

***Consumer Price Index (CPI)*** - A statistical description of annual price levels provided by Statistics Canada (Government of Canada). The index is used as a measure of the increase in the cost of living (i.e. economic inflation).

***Contribution in Lieu of Land Dedication Reserve*** - On January 10, 1973, City Council adopted the policy that cash payments received by the City in lieu of land dedication for open space be deposited in a fund to the credit of each community. On January 17, 1979, City Council amended that policy to permit proceeds from the sale of surplus parks and recreation lands to be deposited to the Contributions in Lieu of Land Dedication Reserve Fund account of the respective community. On September 19, 1990, City Council adopted the recommendation that revenue would be apportioned amongst the communities on the basis of 75% to the account of the community in which the revenue was collected and 25% to be divided equally amongst all communities. This change was phased in over three years commencing in 1991. Expenses are limited to the acquisition or improvement of land for parks, recreation facilities, or open space.

The Director of Planning, Property and Development is the fund manager.

***Debt Charges*** - The annual amount of principal and interest which must be paid each year through the operating budget. There are two forms of debenture structure. The Sinking Fund Debenture issue requires annual payments to be made to the Sinking Fund. These funds are then invested by the Sinking Fund for the retirement of the debenture issue on its maturity date. A serial issue requires annual payments of principal and interest in order that the debt is paid off in regular installments throughout the life of the issue.

***Department*** - The basic organizational unit of the City which is functionally unique in its delivery of services. In general, departments are managed by a Director.

***Destination Marketing Reserve*** - On October 22, 2008, City Council approved the creation of the Destination Marketing Reserve Fund with an effective date of January 1, 2009. The purpose of the reserve is to support Economic Development Winnipeg Inc., The Convention Centre Corporation and special events including other organizations, projects and events that will encourage tourists to visit Winnipeg. The source of revenue for the reserve is a 5% accommodation tax, which was adopted by City Council on April 23, 2008.

The Chief Financial Officer is the fund manager.

***Director*** - leads a City department or Special Operating Agency

***Dividend*** - A dividend is an interfund transfer from a City Utility or a Special Operating Agency (SOA) to the City tax-supported fund (Fund 001) based on Council approved policy or available uncommitted funds or operational surplus.

***Economic Development Investment Reserve*** - The Economic Development Investment Reserve Fund was created by City Council on June 21, 2000. It is intended to fund City economic development incentives and investment projects. This reserve invests directly in particular projects rather than being a funding mechanism for programs. The incremental portion of realty and business taxes generated by projects in which the fund has invested will be returned to the reserve until the original investment has been repaid.

The Director of Planning, Property and Development is the fund manager.
***Effectiveness Measure*** - a performance measure intended to evaluate service delivery relative to service standards or the customer's needs and expectations.

***Efficiency Measure*** - a performance measure comparing the resources used to the number of units of service provided or delivered (typically cost for a service or unit of service).

***Electricity Tax*** - The electricity tax is legislated by Section 441 of the City of Winnipeg Charter. The rate charged is 2.5% for domestic consumption and 5% for commercial consumption, beyond the electricity used for space heating purposes, which is conclusively deemed to be 80% of the total consumption. For a “primarily electric heat” dwelling unit, 20% is taxable, 80% is exempt. If a dwelling unit is “primarily gas heat”, then there is no exempt portion on the electrical side. The tax is calculated and levied by Manitoba Hydro and is remitted to the City of Winnipeg on a monthly basis.

***Entertainment Funding Tax*** - The tax is 10% on cinema ticket prices of $5.00 or more.

***Entertainment Funding Tax Refundable - Goldeyes*** - The Winnipeg Goldeyes has a long term arrangement expiring December 31, 2038 with respect to entertainment tax approved by Council. The full amount of entertainment tax remitted during the year is refunded back at the end of the season - conditional upon all aspects of an amateur access/community use agreement with the City being honored.

***Entertainment Funding Tax Refundable - True North*** - True North Inc. has a long term arrangement expiring in 2029 with respect to entertainment tax approved by Council. The full amount of entertainment tax remitted during the year is refunded back at the end of the season.

***Entertainment Funding Tax Refundable - Winnipeg Football Club (WFC***) - In a long term agreement approved by Council, the entertainment tax revenue from the Winnipeg Football Club’s football games or other events will be refunded back to the Winnipeg Football Club.

***Environmental Projects Reserve*** - On December 17, 1993, City Council authorized the establishment of a River Quality Environmental Studies Reserve Fund for the purpose of providing funding for environmental projects to improve river quality. On January 24, 1996, City Council changed the name of this Reserve to the Environmental Projects Reserve Fund to more accurately reflect the nature of the projects reported in this reserve.

The reserve is financed through a monthly transfer from the Sewage Disposal System Fund based on the amount of water consumption billed. The reserve has funded ammonia, nitrification and combined sewer overflow ("CSO") studies. It now funds a portion of the wastewater collection and treatment system improvements as directed by the Province of Manitoba ("the Province"). This includes effluent disinfection, centrate treatment, biological nutrient removal, CSO mitigation infrastructure and biosolids.

River quality is under the jurisdiction of the Province and in 2003 the Clean Environment Commission ("CEC"), at the request of the Minister of Conservation, conducted public hearings to review and receive comments on the City's 50-year wastewater collection and treatment improvement program. At the conclusion, the CEC recommended that the City implement these improvements over a 25-year period, which was subsequently ordered by the Minister of Conservation on September 26, 2003.

On September 3, 2004, the Province issued Environment Act License No. 2669 for the West End Water Pollution Control Centre, which provided for the plan as directed by the Minister of Conservation. Certain provisions of this license were appealed by the City. Revised License No. 2669 E R R and No. 2684 R R R, for the North End Water Pollution Control Center, were issued on June 19, 2009, incorporating the City's requested changes. On March 3, 2006, a similar license (No. 2716) was issued for the South End Water Pollution Control Centre. Effective April 18, 2012, the South End Water Pollution Control Centre license (No. 2716RR) was revised in response to the Save Lake Winnipeg Act requirement. This reserve partially funds capital projects to bring the City in compliance with the license requirements.

The Director of Water and Waste is the fund manager.

***External Debt*** - Obligation resulting from the borrowing of money from sources other than City funds, primarily by the sale of debentures in public capital markets.

***Federal Gas Tax Revenue Reserve*** – see ***Canada Community-Building Fund Reserve***

***Fees and Charges Schedule*** - published annually in accordance with the Fees and Charges By-Law (196/2008) to identify the current fees and charges administered by the City of Winnipeg and the authority under which they are administered. http://www.winnipeg.ca/finance/documents_page.stm

***Financial Management Plan (FMP)*** - The City's official public strategy for guiding the financial decision-making process. This document, adopted by Council on March 20, 2020, is the strategy for guiding financial decision making, meeting long-term obligations, and improving its economic position and financial stability. http://www.winnipeg.ca/finance/files/fmp.pdf

***Financial Stabilization Reserve*** - The purpose of the Financial Stabilization Reserve Fund is to counteract the budgetary effect of fluctuations from year to year in property and business taxes and/or to fund deficits in the General Revenue Fund, which assist in the stabilization of the City's mill rate and/or property tax requirements.

Various structural changes have occurred over the years in this reserve.
On September 28, 2011, City Council adopted the combining of the Fiscal Stabilization Reserve and the Mill Rate Stabilization Reserve Funds into the Financial Stabilization Reserve Fund. All previous regulations for the two stabilization reserves were replaced with the following:

- Sources of funding for the reserve are: the excess of actual total taxes billed compared to budget; surpluses in the General Revenue Fund; unspent amounts in the Commitment Reserve Fund; and interest revenue.
- The reserve can be used to fund any shortfall of actual total taxes billed compared to budget; major unforeseen expenditures once the target level is exceeded and subject to rules noted below; General Revenue Fund year-end deficits and subject to rules noted below; and one-time expenditures once the target level has been reached.
- No transfers can be made to the General Revenue Fund to fund ongoing current operations.
- Funds above the 8% target may be used for major unforeseen expenditures and General Revenue Fund deficits. Accessing funding in any given year requires City Council approval if the required amount would reduce the reserve's balance below the 8% target.
- A replenishment plan shall be adopted by City Council if the Financial Stabilization Reserve Fund's equity is reduced below the 8% target of tax-supported expenditures.

On March 23, 2015, City Council adopted the 2015 Operating Budget which included a change in the target balance for the Financial Stabilization Reserve from 8% to a minimum of 6% of tax-supported expenditures.

On March 20, 2020 Council amended the purpose to allow transfers between the Financial Stabilization Reserve and the General Revenue Fund, subject to maintaining required annual minimum balanced in the Financial Stabilization reserve, in order to ensure that the tax supported operating budget is balanced.

The Chief Financial Officer is the fund manager.

***Fiscal Year*** - The fiscal year of the City is the 12 months ending on December 31 each year.

***Five-Year Capital Forecast*** - The long-term plan for capital expenditures to be incurred for the five years following the budget year. Section 284(2) of "The City of Winnipeg Charter" requires Council, in addition to the capital budget for the budget year, to include a capital program for five years. Only the current year's budget is adopted, and the five-year capital forecast is approved as a forecast.

***Frontage Levy*** - A charge to property owners through the property tax bill. Calculation of the frontage levy is based on the length of the boundaries (frontage) of the property that fronts or abuts any portion of a sewer main or water main. As set out in the City of Winnipeg Charter, these funds can be used for the upgrading, repair, replacement and maintenance of water and sewer mains, streets and sidewalks; installation, upgrading, repair, replacement and maintenance of lighting in streets and back lanes.

***Fund Balance*** - Measures the net financial resources available to finance expenditures of future periods and is the difference between governmental fund assets and liabilities, also referred to as fund equity.

***Full-Time Equivalent (FTE)*** - The total number of hours worked converted to the equivalent of full-time staff persons working a whole year.

***Funding from Other Municipalities*** - Revenue generated from Service-Sharing Agreements for the provision of water and sewer services to neighbouring municipalities.

***Future Services Account*** - A development agreement may require that the Developer pay for specific infrastructure items that are to be constructed, by the City and/or a third party, in the future, and which directly benefit the proposed subdivision. These works include roadways (both improved and nonimproved), sidewalks, boulevards and trees, traffic signals, street lights (both standard and ornamental), watermains, etc. The costs of the works are determined by the City and are then specified in the development agreement at the time that the agreement is to be executed by the Developer, or earlier. Such payments are credited to the Advance Payments – Local Improvements account (commonly referred to as the "future services" or "future works account"). The funds held in the future services account are intended to be used as a funding source primarily in a capital budget at the time the related infrastructure item(s) is to be constructed.

***General Capital Fund*** - The accounting fund created to account for tax-supported capital transactions of The City of Winnipeg.

***General Purpose Reserve*** - On March 15, 2000, City Council approved the establishment of the Pension Surplus Reserve Fund. The reserve was funded by the retroactive refund of pension contributions for 1998 and 1999. City Council also approved that the purpose of the reserve and further details including the use of these funds be subsequently determined by City Council.

On May 23, 2001, City Council approved the amalgamation of the Pension Stabilization Reserve and Pension Surplus Reserve Funds and the new fund be renamed the General Purpose Reserve Fund.

On June 25, 2014, City Council approved an amendment to the Councillors' Ward Allowance (CWA) Policy year end section 3.10, to include the following: "Unexpended funds from Councillor ward allowances may be carried over to the following year, at the discretion of the ward Councillor, up to a maximum of 10% of the total ward allocation, and on October 28, 2015 added that the CWA carry over funds be established as a permitted use in the General Purpose Reserve."

On December 16, 2020, Council approved that the terms and conditions of the General Purpose Reserve be amended to allow as a funding source any budget allocation approved by Council including external or internal funding sources.

The Chief Financial Officer is the fund manager.

***General Revenue Fund*** – The accounting fund created to account for tax-supported operations, which include but are not limited to services provided by the City such as police, fire, ambulance, library and street maintenance.

***Golf Course Reserve*** - The Golf Course Reserve Fund was created by City Council on April 28, 1994, to provide funding for enhancements to the municipal golf courses in order to keep them competitive with those in the private sector.

The Director or Planning, Property and Development is the fund manager.

***Government Grants*** - Payments from other levels of government for specific programming or payments for City purposes.

***Grant*** - means money, goods, or in-kind contributions provided to a recipient without consideration in return, other than recognition for the grant.

***Grant (Annual)*** - Annual grants are payments to organizations which provide demonstrable cultural, social or economic benefit to the community and where the City does not receive any goods or services directly in return for the funds (with the exception of service purchase agreements) nor do they expect repayment or any other financial return. Eligibility and entitlement requirements are reviewed annually.

***Grant (Long-Term)*** - A payment that is legally required to be made pursuant to the terms of a previously executed active agreement, or an expired agreement which the parties are still honoring until a new one can be made, or other legal obligation (e.g. Long-Term Agreements of the Grants/Payments Listing, tax or TIF grants).

***Grant (Other programs)*** - are primarily grant programs where recipients are determined throughout the course of the year. With the exception of the per capita grants, the Director of the department responsible for each such grant program is delegated the authority to determine grant recipients.

***Grant (In-kind contributions)*** - goods or services provided to a recipient for free or at a reduced rate.

***Heritage / Economic Development Property Tax Credit*** - The program's objective is to facilitate the conservation and continued use/viability of heritage buildings in Winnipeg by incenting the restoration or rehabilitation of existing buildings as well as projects that have economic benefit to the City.

***Heritage Investment Reserve*** - The Heritage Investment Reserve Fund was created by City Council on June 21, 2000. It funds all City and City-sponsored heritage programs and acts as a revolving fund so that future funding of heritage programs can be sustained and thereby reduces the need to obtain additional funding. An important source of ongoing funding for the reserve will be incremental tax revenues from projects financed by the fund.

The Director of Planning, Property and Development is the fund manager.

***Housing Rehabilitation Investment Reserve*** - The Housing Rehabilitation Investment Reserve Fund was created by City Council on June 21, 2000. It was to fund City housing programs for which no funding was provided in operating budgets. It was intended that this reserve act as a revolving fund so that incremental tax revenues resulting from housing programs in which the reserve had invested would be returned to the

reserve to finance future projects. The reserve continues to fund housing programs for which the funding is provided through an annual transfer from the General Revenue Fund.

The Director of Planning, Property and Development is the fund manager.

***In-Kind Contributions*** - see Grant (In-kind contributions).

***Insect Control Reserve*** - On March 23, 2005, City Council approved the establishment of the Insect Control Reserve Fund. The purpose of the fund is to absorb unexpected costs for mosquito control in years where the City of Winnipeg experiences above average response levels. The reserve balance should never exceed $3.0 million and the Chief Administrative Officer has the authority to over-expend to a maximum of $3.0 million in the event of insufficient funds.

The Director of Public Works is the fund manager.

***Insurance Reserve*** - In 1960, the Insurance Reserve Fund was established. The reserve was to be used for the purpose of replacing or repairing City properties and/or contents that had been damaged by fire or any other cause. In 1973, the use of the Insurance Reserve Fund also included the purpose of paying for any other losses that the City might incur in any part of its self-insurance program. Such uses would include third party liability claims, or property damage claims, including motor vehicles.

The Corporate Controller is the fund manager.

***Internal Financing*** - An interim funding source from the available, short-term cash flow surpluses from various City sources such as the general capital fund and capital and special purpose reserves that can be used to fund capital projects. Council also approves an external borrowing authority for the internal financing amount in the capital budget to ensure that funds are available for the projects to proceed if short term cash surpluses become unavailable.

***Investing in Canada Infrastructure Program*** - The governments of Canada and Manitoba are working together to make long-term infrastructure investments for the betterment of Manitoba and its communities through the Investing in Canada Infrastructure Program (ICIP). These investments will have benefits for people in communities across the province under four priority areas:

- Public transit;
- Green infrastructure;
- Community, culture, and recreation infrastructure; and
- Rural and northern communities.

***Land Operating Reserve*** - City Council, on May 16, 1973, authorized the establishment of a Land Operating Reserve Fund to reduce the need for the issuance and sale of debentures in connection with the acquisition cost of properties for resale.

Disbursements from this reserve are limited to the acquisition cost of properties for resale, and any other expenses directly related to the acquisition, sale and improvement of disposable City properties. Use of the reserve's funds for any other purpose requires the authorization of City Council. This reserve is maintained by the proceeds from the sale of City-owned properties and interest earned.

In accordance with City Council directives, 5% of the gross sales revenue is allocated to the Historical Building Program, another 5% of gross sales revenue is allocated to the Enhanced Land Marketing Program to finance those activities necessary to facilitate the sale of surplus lands and 15% is allocated to the Community Centre Renovation Grant Program annually, subject to Council approval.

City Council, on July 19, 1999, adopted a policy that in order to sustain the business operations supported by the Reserve, equity be allowed to accumulate within the reserve sufficient to eliminate the inter-fund debt owing to the General Revenue Fund created in past years. Any surplus funds greater than the amount required for the purposes of the Land Operating Reserve Fund and meeting the annual budgeted transfer to the General Revenue Fund is to be transferred to the Commitment Reserve Fund.

The Director of Planning, Property and Development is the fund manager.

***Landfill Rehabilitation Reserve*** - On December 17, 1993, City Council authorized the establishment of a Brady Landfill Site Rehabilitation Reserve Fund for the purpose of providing funding for the future development of the Brady Landfill Site. The reserve is financed through a monthly transfer from the Solid Waste Disposal Fund based on tonnages processed at the landfill.

Effective January 1, 2018 the Brady Landfill Site Rehabilitation Reserve was terminated and replaced with a new Landfill Rehabilitation Reserve in accordance with Section 289 of the City of Winnipeg Charter.

The purpose of the new reserve is to provide funding, over time, for closure and post-closure landfill needs including leachate management, environmental monitoring and site restoration costs for all active and closed landfills maintained under the responsibility of the City.

This reserve will continue to be funded through annual deposits from tipping fee revenue accounts of the Solid Waste Disposal Fund based on a portion of the tipping fee per tonne charged on garbage disposal, the current rate is $1.00 per tonne of material landfilled.

The Director of Water and Waste is the fund manager.

***Local Improvements*** - Local Improvement capital projects are those which are financed partly by a direct levy on the properties benefited (property owner's share) and partly by a mill rate levy over the city-at-large (City's share). The program is governed by Local Improvement By-Law No. 98/72 and is subject to advertising and subsequent approval by the majority of ratepayers involved. The type of expenditures generally falling within this category are: paving of local streets and lanes; sidewalk and boulevard construction; installation of new water mains and sewers; ornamental street lighting and lane lighting.

***Local Street Renewal Reserve*** - The Local Street Renewal Reserve was established in 2013 to increase investment in local streets, lanes and sidewalks. Funds from this reserve will be used annually to fund the local street component of the Regional and Local Street Renewal program and the repair, renewal and/or replacement of bridges. Subject to annual Council approval, a separate property tax increase will fund this reserve each year to ensure a dedicated funding system for local streets. Use of the Local Street Renewal Reserve for purposes other than local streets, lanes, sidewalk, and bridge renewals requires approval of 2/3 of City Council.

The Director of Public Works is the fund manager.

***Major Capital Projects*** - are projects that reach a specific minimum dollar threshold and above. Subject to Council approval, $25 million is the threshold for 2024 to 2027 Multi-year Budget. A listing of major capital projects is included in the Supplement to the Budget.

***Mill Rate*** - A mill rate is a term used to decide how taxes are set. A "mill" is equivalent to a one thousandth part. For the purposes of calculating property taxes, one mill represents $1.00 of taxes for every $1,000 of portioned assessment. The portioned assessment is the part of the total assessed value of a property that is subject to taxation.

***Mill Rate Support*** - Mill rate support is the amount required to be funded directly by property owners through their property realty taxes.

***Modified Accrual Basis*** - A hybrid of cash and accrual methods of accounting in which revenues are recognized when earned, measurable and available. Expenses are recognized when liability is incurred, except for certain expenses such as those associated with retirement allowances, vacation, workers compensation, compensated absences, contaminated sites, landfill liability and other accrued employee benefits which are budgeted on a cash basis. As well, debt servicing payments are budgeted for when due and depreciation of assets is not budgeted.

***Multiple-Family Dwelling Tax Investment Reserve*** - On May 22, 2002, City Council approved the establishment of the Multi-Family Dwelling Tax Investment Reserve Fund. The reserve is designed to act as a bank that accumulates incremental taxes generated by approved multi-family dwelling construction/rehabilitation projects. When the incremental taxes for each project accumulates to the pre-approved amount, the balance is paid back to the applicant developer as a "Tax Incentive Grant".

The Director of Planning, Property and Development is the fund manager.

***Municipal Benchmarking Network Canada (MBNC)*** - is a national benchmarking organization comprised of partner municipalities who identify, collect, analyze and report consistent and comparable data in municipal service areas. The information reported, and the partner network, promote sharing of best practices and strategies to support continuous improvement in the delivery of municipal services. http://mbncanada.ca/

***Multi-year Budget*** - The annual operating and capital budgets adopted by Council together with operating budget projections for an additional three years and capital budget forecast for an additional five years as required by the Multi-Year Budget Policy.

***Municipal General Services Fee*** - The General Services Fee is revenue related to municipal services that are billed for Urban Reserves and these fees are in lieu of property taxes.

***Natural Gas Tax*** - The natural gas tax is legislated in Section 441 of The City of Winnipeg Charter. The rate charged is 2.5% for domestic consumption and 5% for commercial consumption, beyond the natural gas used for space heating purposes. If the dwelling unit is “primarily gas heating”, a baseload is calculated based on consumption in June, July, and August. Gas tax is then applied to the lesser of actual consumption or baseload. If the dwelling unit is “primarily electric heat” then this tax is applied to the full consumption. The tax is calculated and levied by Manitoba Hydro and is remitted to the City of Winnipeg on a monthly basis.

***Net Taxes Added*** - Are taxes added to the taxation roll after tax bill update (TBU). These supplemental taxes are billed based on the change in the assessed value for a given property. The Assessment and Taxation Department is allowed to issue supplemental tax bills for the current tax year and to January 1st of the prior year.

***Not for Profit Organization*** - a club, society or association that is organized and operated exclusively for social welfare, civic improvement, pleasure or recreation or for any other purpose except profit.

***Operating Budget*** - means the annual plan of city’s services and programs with estimated revenues and expenditures associated with each.

***Operating Expenditures*** - The cost to provide a product or service. This includes but not limited to the cost for personnel, materials, equipment and other consumables required for a department to function and provide services.

***Other Commitments*** - Other capital investments that are not aligned with the definition of a Capital Project or Capital Program.

***OurWinnipeg*** - The City's strategic 25-year development plan adopted by Council on May 26, 2022, is Winnipeg's 25-year development plan that under The City of Winnipeg Charter, section 224. It establishes goals of leadership and good governance, environmental resilience, economic prosperity, good health and well-being, social equity and city building. Section 235 of the City of Winnipeg Charter, not everything in OurWinnipeg has to be implemented but everything the City does must be consistent with it.

***Pay-As-You-Go*** - A means of financing capital projects whereby the City pays for the projects from direct contributions from the current budget, from retained earnings, or from reserves established for capital purposes, rather than issuing external debt.

***Payments in Lieu of Taxes*** - The federal and provincial governments, crown corporations, universities and City utilities do not have a legal obligation to pay property taxes; however, an amount equivalent to the taxes is paid to the General Revenue Fund for City services by way of a payment in lieu of taxes.

***Pedestrian and Cycling Program*** - provides recommendations for infrastructure projects, programs and studies identified in the Pedestrian and Cycling Strategies. Projects may include: new sidewalks on regional and non-regional streets, new multi-use paths, new bicycle routes, crossing control improvements, public education, awareness and promotion and partnership grants. All recommended projects support the key directions of the Pedestrian and Cycling Strategies.

***Performance Measurement*** - Performance measurement is the process of collecting, analyzing and/or reporting information regarding the performance of an organization, service, system or component.

***Permit Reserve*** - On March 20, 2007, City Council approved the establishment of the Permit Reserve Fund. The purpose of the reserve is to mitigate revenue shortfalls and fund temporary staffing needs during busy periods through economic boom/bust cycles. The reserve is also meant to provide a source of funds for service and system improvements. The reserve is funded by the excess of permit revenue in the General Revenue Fund compared to budget in any given year. The balance in the reserve is capped at $3.0 million and any surplus funds over and above the cap are to be transferred to the General Revenue Fund.

On March 22, 2011, City Council approved the cap be revised to $2.0 million and any surplus funds above the cap be transferred to the General Revenue Fund, reported in the Planning, Property and Development Department.

The Director of Planning, Property and Development is the fund manager.

***Perpetual Maintenance Funds*** – see City Cemetery Fund

***Property Tax Revenue*** - This is the money that the City bills the property owners in the City of Winnipeg to fund tax-supported expenditures. Property taxes are calculated by applying the municipal mill rate against the portioned assessment of your property. By definition, a mill is a one-thousandth part. For calculating taxes, one mill represents $1.00 of taxes for every $1,000.00 of portioned assessment.

***Provision for Cost Variability ("Provision")*** - is an inter-fund transfer from the Municipal Accommodations Fund (Fund 554) to the City tax-supported fund (Fund 001). It represents a portion of market rents charged by Municipal Accommodations to its accommodation customers; that portion being the variance between market rent rates charged and the cost to provide and reinvest in the accommodations.

***Public-Private Partnership (PPP or P3***) - is a contract between a public sector entity and a private sector entity that outlines the provision of assets and the delivery of services. Although this can include almost any type of infrastructure or service, some of the more common P3 projects include hospitals, bridges, highways, new types of technology and new government buildings. Across Canada, P3s have become an increasingly prominent procurement vehicle for governments.

***Regional Street Renewal Reserve*** - The Regional Street Renewal Reserve was established in 2014 to increase investment in regional streets and sidewalks. Funds from this reserve will be used annually to find the regional street component of the Regional and Local Street program and the repair, renewal and/or replacement of bridges.

A separate property tax increase will fund this new reserve each year to ensure a dedicated funding system for regional streets. Use of the Regional Street Renewal Reserve for purposes other than regional streets, sidewalk, and bridge renewals requires approval of 2/3 of City Council.

The Director of Public Works is the fund manager.

***Regulation Fees*** - Fees charged to users for regulated/controlled services typically where licenses and permits are required. Fines and penalties are also included in this revenue category for summary purposes.

***Reserves*** - Represent amounts appropriated for designated requirements as established by Council. Part of best practices for fund accumulation to replace capital assets and to provide financial flexibility in times of budget shortfall. A listing of the reserve funds is noted on the next page and a description for each one can be found in this glossary.

- Canada Community-Building Fund (formerly Federal Gas Tax) Reserve
- City Cemetery Reserve (formerly Perpetual Maintenance Funds)
- Climate Action Reserve
- Commitment Reserve
- Computer, Critical Systems and Support Reserve
- Contribution in Lieu of Land Dedication Reserve
- Destination Marketing Reserve
- Economic Development Investment Reserve
- Environmental Projects Reserve
- Financial Stabilization Reserve
- General Purpose Reserve
- Golf Course Reserve
- Heritage Investment Reserve
- Housing Rehabilitation Investment Reserve
- Insect Control Reserve
- Insurance Reserve
- Land Operating Reserve
- Landfill Rehabilitation Reserve
- Local Street Renewal Reserve
- Multi-Family Dwelling Tax Investment Reserve

- Permit Reserve
- Regional Street Renewal Reserve
- Sewer System Rehabilitation Reserve
- Southwest Rapid Transit Corridor Reserve
- Southwest Rapid Transitway (Stage 2) and Pembina Highway Underpass Payment Reserve
- Transit Bus Replacement Reserve
- Transit Infrastructure Reserve
- Transformative Reserve
- Waste Diversion Reserve
- Water Main Renewal Reserve
- Water Meter Renewal Reserve
- Workers Compensation Reserve

***Residential Recycling*** - Revenue received from Multi Material Stewardship Manitoba (MMSM) on a percentage of cost basis to help fund the waste diversion program for the City.

***Retained Earnings*** - Equity accounts that represent the accumulated surpluses from operations that are not for general distribution, but rather are used to fund capital projects, leverage debt, or are reinvested in service delivery.

***Revenue*** - Sources of income to The City of Winnipeg. A listing of major sources of revenue is noted below and a description for each one can be found in this glossary.

- Accommodation Tax
- Business Tax
- Business Tax Adjustments / New Additions
- Electricity Tax
- Entertainment Funding Tax
- Entertainment Funding Tax Refundable – Goldeyes
- Entertainment Funding Tax Refundable – True North
- Entertainment Funding Tax Refundable – Winnipeg Football Club (WFC)
- Frontage Levy
- Government Grants
- Natural Gas Tax
- Net Taxes Added
- Payments in Lieu of Taxes
- Property Tax Revenue
- Regulation Fees
- Sales of Goods and Services
- Sewer Services
- Solid Waste Disposal Services
- Tax Penalty Interest
- Transfers
- Transit Service Fare Revenue
- Water Services Sales

***Sale of Goods and Services*** - Revenue category of fees charged to users for services provided on a fee for service basis by the City for the convenience and quality of life for residents. Generally, the consumer can exercise choice on whether or not to consume the service.  Examples include recreation and ambulance fees.

***Self-Supporting Utility*** - The Water and Waste Utilities do not receive subsidies from the mill rate or tax supported budget.

***Service (Internal)*** - Those services which are offered internally to one or more organizational units within the corporation in support of public service delivery.

***Service (Public)*** - An operational concept where something of value is provided to individual members of the public, or defined members of the public (client set) or the public collectively.

***Service-Based Budget (SBB)*** - Displays budget information (how much the service will cost and how the service is to be funded) and performance measures for services provided, including all components regardless of which unit or department delivers the service. The service-based budget is intended to provide more transparent reporting and a more direct link between the budgets provided and the services delivered.

***Service Goals*** - Goals are provided for each service in the service-based budget, and represent the desired high-level outcomes for that service area.

***Service purchase agreement payment*** - A payment that is required to be made for the provision of services pursuant to a service purchase agreement, and was previously approved as a sole source under the Materials Management Policy, due to the fact that another organization/entity could not reasonably carry out the service or there is a special convenience factor in having a particular organization/entity provide the service to the City. The service being provided is usually for the care or maintenance of City property which the City would otherwise be legally required to carry out itself (e.g. BIZ maintenance of City parking pay stations, snow clearing of City parking lots, clean up around Brady landfill).

***Service-Sharing Agreements*** - see Funding from Other Municipalities.

***Sewer Services Revenue*** - This revenue is generated when the sewer rate is applied to the amount of water used as measured by the water meter, since most of it ends up as sewage. This money is used to collect, transport and treat sewage so that it meets environmental requirements before it is released to the Red and Assiniboine Rivers.

***Sewer System Rehabilitation Reserve*** - On May 27, 1992, City Council authorized the establishment of the Combined Sewer Renewal Reserve and the Wastewater Sewer Renewal Reserve Funds. These Reserves were established for the renewal and rehabilitation of combined sewers and wastewater sewers, respectively, with funding provided from the frontage levy identified for this purpose in By-law 549/73 (amended by By-law 7138/97). The purpose of the reserves was to provide a consistent approach to financing infrastructure renewal and rehabilitate combined sewers and to renew and rehabilitate wastewater sewers (as defined by the Sewer Utility By-law 5058/88).

The annual frontage levy funding was allocated by City Council between the Combined Sewer Renewal Reserve and the Wastewater Sewer Renewal Reserve in accordance with the capital program requirements.

On January 30, 2002, City Council passed By-law No. 7958/2002 "Frontage Levy By-law" to include the repair and replacement of streets and sidewalks in residential areas.

On September 27, 2006, City Council approved the consolidation of the Combined Sewer Renewal Reserve and the Wastewater Sewer Renewal Reserve Funds into the Sewer System Rehabilitation Reserve Fund, which was effective on October 1, 2006.

On December 15, 2009, City Council authorized, by way of approval of the Capital Budget, that effective 2009, frontage levy revenue collected on property taxes would no longer fund the Sewer System Rehabilitation Reserve as of 2011. Therefore, the Sewer System Rehabilitation Reserve is fully funded through sewer rates transferred from the Sewer Disposal System Fund as well as interest earned on the reserve fund balance.

The Director of Water and Waste is the fund manager.

***Shared Health*** - Shared Health leads the planning and coordinates the integration of patient-centered clinical and preventive health services across Manitoba. The organization also delivers specific province-wide health services and supports centralized administrative and business functions for Manitoba health organizations.

***Short-term Rental Accommodations –*** or STRA means a dwelling unit which is rented in whole or in part for a period of less than 30 consecutive days in exchange for payment of money or other value.

***Sinking Fund*** - A fund established by setting aside annual contributions or levies over a period of time to fund the repayment of long-term debt at maturity. The city administration manages the sinking fund contributions on sinking fund debentures.

***Solid Waste Disposal Services Revenue*** - The service consists of several primary sources of revenue including tipping fees, waste diversion user fees and residential recycling revenue (a definition of each can be found in this glossary).

***Southwest Rapid Transit Corridor Reserve*** - On March 26, 2008, City Council approved that a Rapid Transit Infrastructure Reserve Fund be established, and that the purpose of the Reserve be to accumulate funds and subsequently to expend on future costs incurred on account of public transit infrastructure, including the construction of rapid transit corridors contemplated in the future.

On October 22, 2008, City Council approved that the purpose of the Rapid Transit Infrastructure Reserve be revised to accumulate funds and subsequently expend on costs incurred on account of public transit infrastructure, including the operation and construction of the rapid transit infrastructure, structures and facilities, development, and other related costs including bus purchases, technology, personnel, and land acquisition.

On January 29, 2013, City Council approved that effective January 1, 2014, the reserve be renamed the Southwest Rapid Transit Corridor - Stage 2 Reserve. In addition the purpose has been revised to: a) accumulate capital funds and subsequently expend such funds on future costs incurred on account of public transit infrastructure, and more specifically, the construction of the Southwest Rapid Transit Corridor - Stage 2, and the purchase of vehicles associated with Stage 2, contemplated in the future; b) contribute to the proposed Jubilee Rapid Transit Station if net proceeds of the disposition of the subject City property are insufficient to cover the City's share, as approved by City Council on October 24, 2012; c) pay for any residual land acquisition settlements for the Southwest Rapid Transit Corridor - Stage 1 project; and d) pay for the ongoing replacement of the 10 buses purchased for the Southwest Rapid Transit Corridor Stage 1 project.

On March 23, 2015 City Council approved that the reserve be renamed the Southwest Rapid Transit Corridor Reserve.

Subject to Council approval, this reserve will be closed effective 2024 Budget.
The Director of Transit is the fund manager.

***Southwest Rapid Transitway (Stage 2) and Pembina Highway Underpass Payment Reserve*** - On March 23, 2015 Council approved the establishment of the Southwest Rapid Transitway (Stage 2) and Pembina Highway Underpass Payment Reserve for the purpose of setting aside funding for the P3 annual service / financing payments commencing in 2019 for the Southwest Rapid Transitway (Stage 2) and Pembina Highway Underpass capital project.

The funding source from the City was originally approved as dedicated property tax revenue transferred from the General Revenue Fund, a one-time fare increase in 2016 and an annual grant from the Province. Subsequently, the one-time fare increase was removed and the Province has advised the annual grant will not be provided. A 2/3 vote of Council is required in order for the use of funds to be other than those stipulated.

The Director of Transit is the fund manager.

***Special Operating Agency (SOA)*** - A special unit of an organization which can operate within or outside the existing city department structure in the delivery of its service(s). It is granted more direct responsibility for results and increased management flexibility needed to attain new levels of service delivery. The authority for SOAs is provided by the City of Winnipeg Charter Section 215.

***Standing Committees*** - Sub-committees of City Council delegated certain powers and duties to facilitate the administration of their assigned City departments which report through them to the Executive Policy Committee and City Council. They also provide a forum for public input and receive recommendations from Community Committees related to their respective responsibilities. Areas of responsibility are Finance and Economic Development; Public Works; Property and Development; Community Services; and Water, Waste and Environment.

***Strategic Priorities Action Plan (SPAP)*** – A four-year plan that aligns with both the four-year Council term as well as the forthcoming four-year budget cycle. A key principle of the strategic planning process was to allow all members of Council equal opportunity to participate in the development of the SPAP. Council and the Public Service used the strategic planning process to build trust, achieve common understanding, discuss opportunities and challenges, and build consensus on key priority actions to be undertaken over the duration of the four-year Council term. The SPAP identifies five key priority themes and 42 priority actions across the five themes which are:

- The Downtown;
- A Strong Economy;
- A Liveable, Safe, Healthy, Happy City;
- A Green and Growing City with Sustainable Renewal of Infrastructure; and
- A City that Works for Residents through Improved Customer Service.

***Strategy*** - Those steps taken in support of public and internal service goals.

***Target*** - An identified goal that a service area is trying to achieve. In the context of departmental performance measurement, identified targets are levels of service which directly or indirectly indicate progress towards identified departmental goals.

***Tax Penalty Interest*** - This revenue is generated from property and business tax accounts that are in arrears. Tax penalties are applied to tax accounts in arrears in accordance with the Tax Penalty By-law 5796/91 and the Tax Sale Penalty By-law 8157/2002.

***Tax-Supported Services*** - Goods and services supplied by the City whose costs are supported, in whole or in part, by funds received through property tax revenues.

***Tipping Fees*** - This revenue is generated from charging a per tonne rate to residential and commercial garbage delivered to the City landfills.

***Transfers*** - Refers to transfers to and from reserves, departments, and/or funds.

***Transfer to Capital*** - The mill rate supported funding source for capital projects. The transfer to capital amount is sourced from the general revenue (mill rate supported) fund and moved to the general capital fund to finance the City's capital priorities.

***Transformative Reserve*** - On January 27, 2022, City Council approved the establishment of the Transformative Reserve Fund that is separate and distinct from the current Land Operating Reserve and is to be funded from the sale of surplus golf courses or the sale of Surplus Leased Buildings. The Transformative Reserve Fund is a special purpose reserve intended to support investments that transform the delivery of services and reduce the City's infrastructure deficit with a focus on recreation, public green space as well as preservation, protection and enhancement of Winnipeg's tree canopy. The Transformative Reserve Fund is intended to target significant greenspace or natural habitat acquisition opportunities.

The Director of Planning, Property and Development is the fund manager.

***Transit Bus Replacement Reserve*** - On December 15, 1994, City Council approved the establishment of the Transit Bus Replacement Reserve Fund. The purpose of the reserve is to provide financing for the replacement or refurbishment of transit buses in a scheduled and pragmatic manner. Contributions to this reserve will be based on a budgeted appropriation from the Transit Department plus proceeds from the disposal of bus equipment and insurance claims on bus equipment written off. Upon the Transit Department making the outlay to replace or refurbish buses, this reserve will contribute towards that purchase.

The Director of Transit is the fund manager.

***Transit Infrastructure Reserve*** - On April 29, 2021 Council approved the establishment of the Transit Infrastructure Reserve for the purpose of funding the annual debt and financing costs incurred for the replacement of the North Garage capital project. Effective January 1, 2028, this reserve will be funded through dedicated property tax revenue transferred from the General Revenue Fund; as well as transfers from other Transit reserves.

The purpose of this reserve will be to fund the annual debt and financing costs for the replacement of the North Garage as a priority, and any remaining funding available will be used to fund transit infrastructure such as bus rolling stock and related charging infrastructure, land acquisitions and other associated costs.

The Director of Transit is the fund manager.

***Transit Plus*** - a service of Winnipeg's public transit system that provides door-to-door transportation for people who are unable to regularly use the City's fixed route transit system because they are legally blind or have significantly impaired mobility. Winnipeg Transit Plus registrants use a variety of mobility aides including scooters, canes, walkers, and both manual and motorized wheelchairs.

***Transit Service Fare Revenue*** - The revenue generated when the type or class of fare is applied to the applicable rider. There are different rates based on time period (i.e. single ride, weekly, monthly, etc.), method (i.e. cash or e-card) and whether rider qualifies for a student, reduced or regular fare.

***User Fees/Charges*** - The payment of a fee for direct receipt of a public service by the party who benefits from the service.

***Utility*** - A utility or public utility provides funding and maintains the infrastructure for and provides a rate-based service that is consumed by the public such as water, wastewater, waste disposal, and public transportation.

***Vacancy Management*** - Estimated savings derived from delaying the filling of vacant positions which were budgeted for.

***Waste Diversion User Fee*** - This revenue is generated to fund new programs that provide residents with more ways to reduce, reuse and recycle. The fee is charged on a daily basis according to dwelling units and appears on the water bill.

***Waste Diversion Reserve*** - On October 19, 2011, City Council approved the establishment of the Waste Diversion Reserve Fund for the purpose of funding waste diversion programs and projects. The reserve is to be funded by surplus monies collected through the waste diversion services user fee. The first transfer to the reserve occurred in 2013.

The Director of Water and Waste is the fund manager.

***Water Service Sales Revenue*** - This revenue is generated when the water rate is applied to the amount of water used, as measured by the water meter. This covers the cost of bringing water from Shoal Lake to the consumer, including operating and maintaining the aqueduct, pumping stations, reservoirs, and distribution system.

***Water Main Renewal Reserve*** - On February 18, 1981, City Council established this reserve fund for the purpose of financing the renewal of watermains. It was initially created by the transfer from the Waterworks System and funded through a frontage levy. Since 2009, the source of funding for the Water Main Renewal Reserve is water rates.

The Director of Water and Waste is the fund manager.

***Water Meter Renewal Reserve*** - On January 30, 2020, City Council authorized the establishment of the Water Meter Renewal Reserve to fund a program for the replacement and renewal of water meters with advanced meters. The reserve is funded by customers through the Daily Basic Charge.

The Director of Water and Waste is the fund manager.

***Winnipeg Police Board*** - The Winnipeg Police Board provides civilian governance and oversight of the Winnipeg Police Service to improve transparency and accountability in policing. It is made up of seven civilian members. Five members are appointed by Winnipeg City Council and two are appointed by the Province of Manitoba. It receives its authority from Manitoba's Police Services Act (2009) and a City of Winnipeg By-Law (148/2012).

***WINNpass*** – the WINNpass program provides eligible individuals or families the opportunity to purchase full-fare transit passes/fares at a reduced rate.

# Appendix 13

***Workers Compensation Reserve*** - Under the terms of By-law No. 9802 of the former City of Winnipeg, provision was made for the establishment of a Workers Compensation Reserve Fund. On January 1, 1972, as a result of the amalgamation of the City of Winnipeg with former area municipalities, The Workers Compensation Reserve Fund was established in accordance with Section 338 of the former City of Winnipeg Act.

The City administers its workers compensation program on a self-insured basis. In lieu of paying premiums to the Workers Compensation Board of Manitoba, the City pays actual costs incurred plus an administration charge. Departments are charged actual costs as well as surcharges related to financing fatality pensions and upgrades of benefits. The net result is that costs and surcharges are transferred to/from the Workers Compensation Reserve Fund. The Workers Compensation Reserve Fund serves to counteract any budgetary fluctuation from year to year that would result from a work related incident of major proportions.

On April 29, 2015, Council approved an amendment to the purpose of the Workers Compensation Reserve
1) To include Permanent Partial Impairment awards for occupational disease claims and
2) That pension surplus/deficit from Workers Compensation Board be accounted for in the Workers Compensation Reserve.

The Corporate Controller is the fund manager.