Information to consider on closing pools in this years budget

This speaks on the pools in Saint Boniface but could be applied to all pools, especially to those with free attendance

Start with ongoing conversation

Many Mature Communities also include areas of higher poverty. Regular and ongoing conversation **with the community** to better understand current recreation needs

Winnipeg Recreation Strategies

December 2021

How is St. Boniface served by its 3 pools

St. Boniface's pools were built as small community pools with moderate capacity limits to provide aquatic experiences to the individual communities.

The benefits of such a vision was that the pools were accessible, within walking or bicycling distance, so that all could enjoy.

The cost of building and maintaining a larger pool could instead be spread over the smaller pools while providing fair and equal service to all residents.

The next page will show the catchment area of that vision. Much like what we want today, to have walk-able communities.

2 km distance accessible by foot or bike

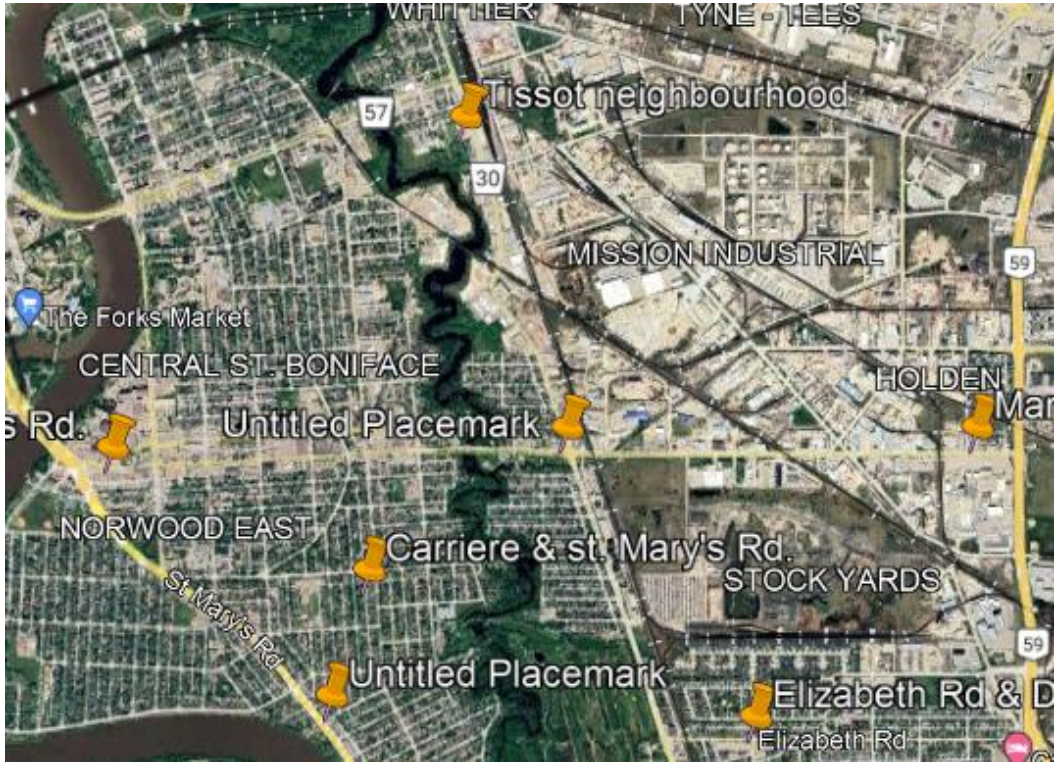

Happyland pool

West down Marion to the Red River

West and south into Norwood east past Champlain Community Club to St. Mary's Rd.

South and east Elisabeth Rd. and Drake

East almost to hwy 59

North into the industrial area,

More than just Windsor Park

Windsor park
South to Willowlake Cres. and Lakewood
North and west to Elisabeth Rd. and Drake
And to the Mint

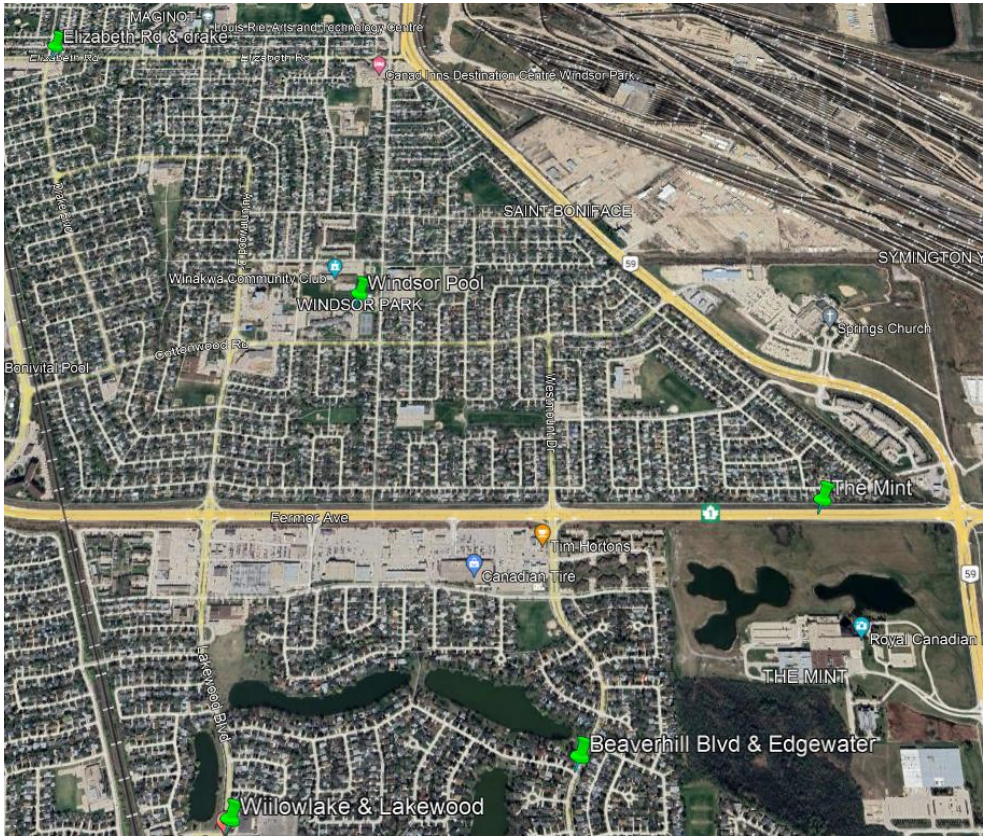

Neighbourhood character is based on a variety of urban forms that adhered to the development trends of the time. Many neighbourhoods shift away from the grid patterns typical of Mature Communities. Consequently, there is often an increase in driving to reach services and amenities, including recreation.

Winnipeg Recreation Strategies December 2021

Much more than St. Boniface

For all councillors thinking that they have no pool in their communities, I feel for your residents.

However even if they are lucky to have the transportation means, an old beater, a friend or relative with a car, free bus tickets, a school trip, or a community organizations bus or van, it is likely they **do not** have the financial means to pay an admission.

St. Boniface pools are free for all and they are welcome!

If our pools were fully staffed we could welcome more of you!

We should be thinking of how we can provide more citizens with an aquatic experience regardless of income or availability to pay, not taking away those opportunities.

Catchment Area

OUTDOOR POOLS	2 km area Highest 1 Lowest 9	DISTANCE CATCHMENT			POPULATION CATCHMENT	
		2 km	6 km	12 km	1/50,000	
		NUMBER OF PEOPLE			Km	
Fort Garry Lions Pool	7	10,750	155,737	470,984	3.8	
Freight House Pool	1	35,450	238,772	566,447	2.3	
Happyland Pool	4	14,852	192,259	554,296	3.6	
Kildonan Park Pool	9	6,338	115,994	377,329	4.3	
Provencher Pool	3	15,992	216,254	581,300	3.1	
St. Vital Pool	6	13,189	144,587	521,461	3.6	
Transcona Aquatic Park	2	17,016	45,223	189,353	6.3	
Westdale Pool	8	9,728	47,679	138,005	6.1	
Windsor Park Pool	5	13,808	87,107	447,512	4.8	

In 12 km catchment area Provencher is 1st highest, Happyland 3rd & Windsor 6th

catchment areas reflect the actual travel distances, whether patrons access the facility by walking, biking, driving or taking transit.

The 2021 medium incomes by ward from the City of Winnipeg Economic, Demographic, and Fiscal Outlook 2023



Income of catchment areas of Saint Boniface pools,



- Happyland Pool
- Windsor Park Pool

Household Median Income

Lowest **to Highest**

Incomes Median	Individual	**Household**	percentages			
CoW	$40,000.00	**$ 80,000.00**	73.4	9.2	4.7	1.3
Ward			car	transit	walk	bike
North Point Douglas	$29,600.00	**$ 41,200.00**	56.6	19.8	7.6	3.1
Central Saint B	$37,200.00	**$ 51,200.00**	58.1	11.2	16.7	3.5
William Whyte	$28,200.00	**$ 51,200.00**	59.7	15.6	5.3	0.5
St. Johns	$32,200.00	**$ 61,200.00**	67.6	17.2	2.6	0.3
St Johns Park	$37,200.00	**$ 61,600.00**	83.7	11.6	0	0
Margret Park	$35,600.00	**$ 67,000.00**	78.3	10.6	0	0
Dufrense	$35,600.00	**$ 67,500.00**	73.2	9.8	4.7	4.9
Norwood east	$40,800.00	**$ 68,000.00**	67.2	8.9	2.8	2.8
Victoria West	$42,000.00	**$ 71,500.00**	77.9	7.2	6.5	0
Burrows Central	$34,800.00	**$ 72,000.00**	66.9	9.2	4.7	10.3
Jefferson	$68,800.00	**$ 72,500.00**	71.3	9.6	3.3	0.7
Kern Park	$43,200.00	**$ 77,000.00**	79.7	5.9	5.6	2
Southboine	$45,200.00	**$ 81,100.00**	79.8	8.3	0	0
Archwood	$44,000.00	**$ 84,000.00**	79	9.9	4.9	0
Seven Oaks	$44,000.00	**$ 84,000.00**	81.1	6.4	1.3	0
Robertson	$38,800.00	**$ 93,000.00**	71	5	2.4	0
Radisson	$43,600.00	**$ 94,000.00**	82.2	4.3	0.7	1
Roblin Park	$49,600.00	**$ 114,000.00**	91.8	0	0	2.7
Riverbend	$45,000.00	**$ 117,000.00**	85.7	3.8	1.7	0
Betsworth	$50,400.00	**$ 117,000.00**	86.6	1.6	2.5	0.9

All data from 2021 census

Transportation by Car Lowest to Highest

By Car	%
CoW	73.4
Ward	car
North Point Douglas	56.6
Central Saint B	58.1
William Whyte	59.7
Burrows Central	66.9
Norwood east	67.2
St. Johns	67.6
Robertson	71
Jefferson	71.3
Dufrense	73.2
Victoria West	77.9
Margret Park	78.3
Archwood	79
Kern Park	79.7
Southboine	79.8
Seven Oaks	81.1
Radisson	82.2
St Johns Park	83.7
Riverbend	85.7
Betsworth	86.6
Roblin Park	91.8

By Transit Lowest to Highest

By Transit	%
CoW	9.2
Ward	transit
Roblin Park	0
Betsworth	1.6
Riverbend	3.8
Radisson	4.3
Robertson	5
Kern Park	5.9
Seven Oaks	6.4
Victoria West	7.2
Southboine	8.3
Norwood east	8.9
Burrows Central	9.2
Jefferson	9.6
Dufrense	9.8
Archwood	9.9
Margret Park	10.6
Central Saint B	11.2
St Johns Park	11.6
William Whyte	15.6
St. Johns	17.2
North Point Douglas	19.8

All data from 2021 census

By Foot
Lowest to Highest

By Foot	%
CoW	4.7
Ward	walk
St Johns Park	0
Margret Park	0
Southboine	0
Roblin Park	0
Radisson	0.7
Seven Oaks	1.3
Riverbend	1.7
Robertson	2.4
Betsworth	2.5
St. Johns	2.6
Norwood east	2.8
Jefferson	3.3
Dufrense	4.7
Burrows Central	4.7
Archwood	4.9
William Whyte	5.3
Kern Park	5.6
Victoria West	6.5
North Point Douglas	7.6
Central Saint B	16.7

By Bike
Lowest to Highest

By Bike	%
CoW	1.3
Ward	
St Johns Park	0
Margret Park	0
Victoria West	0
Southboine	0
Archwood	0
Seven Oaks	0
Robertson	0
Riverbend	0
St. Johns	0.3
William Whyte	0.5
Jefferson	0.7
Betsworth	0.9
Radisson	1
Kern Park	2
Roblin Park	2.7
Norwood east	2.8
North Point Douglas	3.1
Central Saint B	3.5
Dufrense	4.9
Burrows Central	10.3

All data from 2021 census

Operating cost of Winnipeg swimming pools

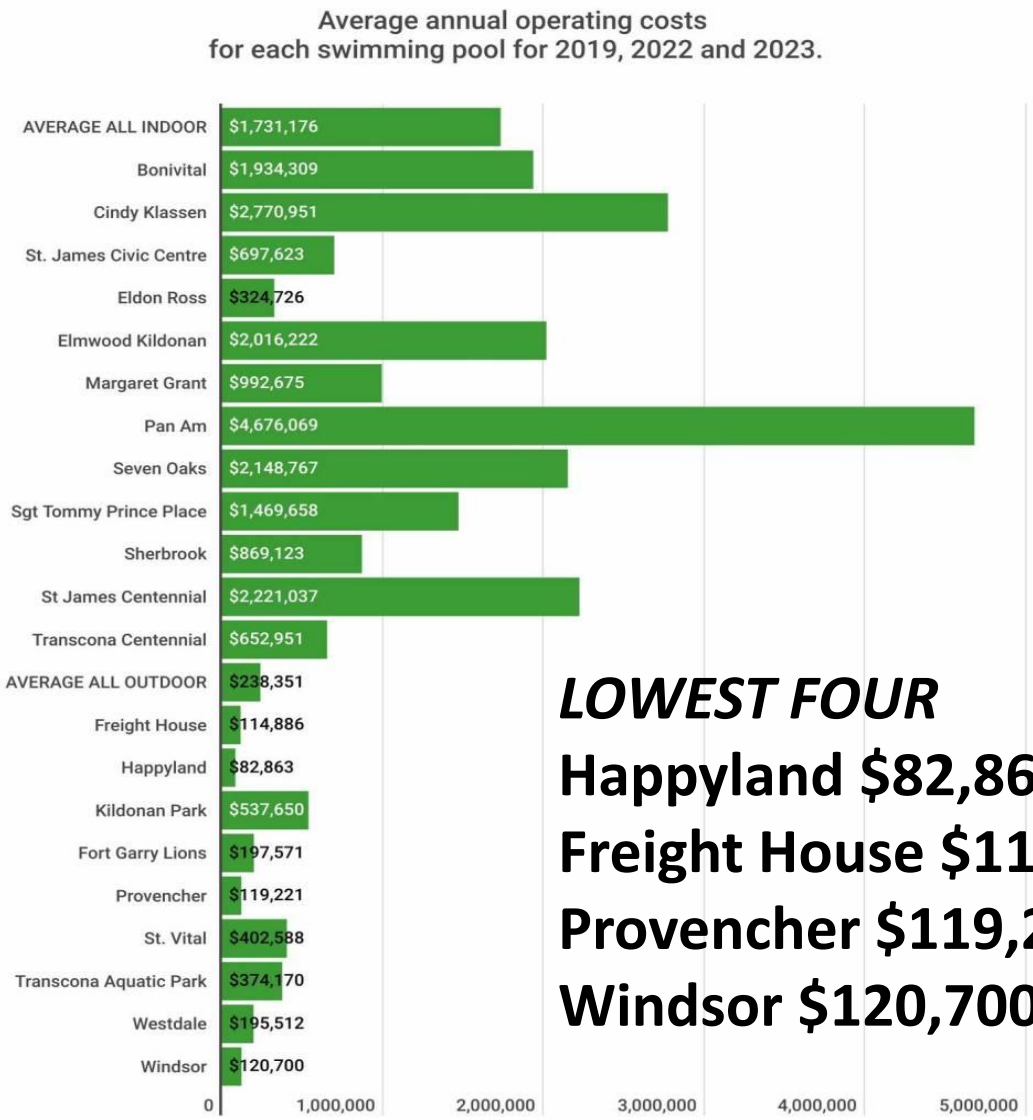

LOWEST FOUR

Happyland $82,863

Freight House $114,886

Provencher $119,221

Windsor $120,700

Winnipeg Free Press

Difference between Saint Boniface pools built in 1958 and 1962

"close three pools that are approaching the end of their structural/operational life." - *2024 - 2027 Multi Year Budget*

City of Winnipeg pools built between 1958 & 1970

"The average remaining life of an asset **can be extended** by implementing strategic, preventative maintenance programs, and well-timed capital investments". - *2018 City Asset Management Plan*

City of Winnipeg
Winnipeg Recreation Strategy
December 2021,

<u>On outdoor pools</u>

- Provide larger, destination outdoor pools that serve regions of 4-6 km, supplemented by smaller community pools to support geographical areas of higher poverty

- Focus limited maintenance funds on existing outdoor pools that no alternative facilities within their catchment

BENEFITS TO SOCIETY – ESPECIALLY TO LOW INCOME

Health- Physical and Mental ALL AGES

Outdoor pools provide public swim opportunities during the warm summer months. They offer options for water play, recreation, fitness and instructional swimming as well as special events.

Outdoor pools support climate adaptation efforts and provide opportunities for people to cool-off and escape the heat of summer.

This will become increasingly important as the number of days per year with temperatures above 30°C is forecasted to increase from the current average of 11 to 47 by 2050.

What is misleading about this?

9.1.1 Current provision assessment

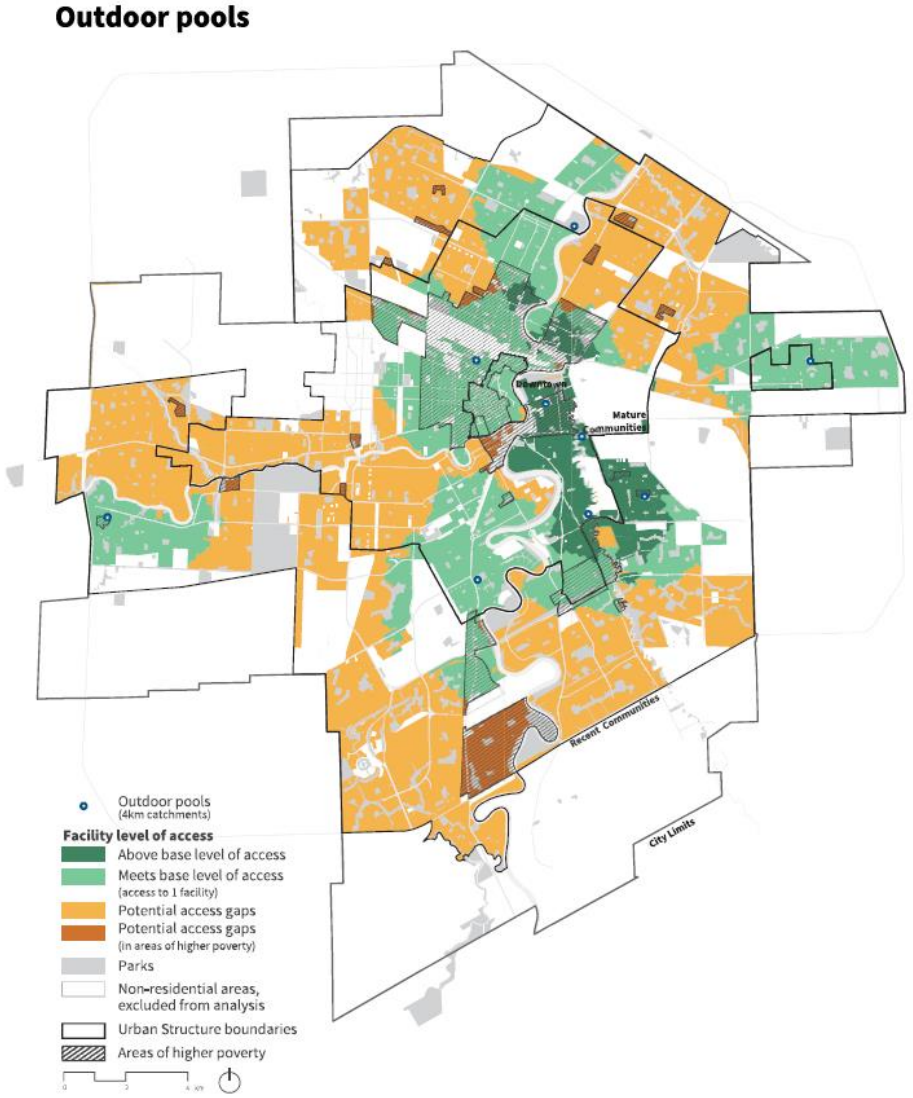

ANSWERS

1. That the implication that St. Boniface is over served or better served than other areas of the city is false.
2. It is like saying if you had 100 libraries in one ward they would be better served without considering that they were only opened an hour a day, only had one book each, and were closed often, they did not have regular hours.
3. Although St. Boniface has three pools the number of residents served is reduced to a maximum of 225 at all three and 150 at the two proposed to be closed. That is if fully staffed and opened on weekends. Whereas Transcona shown in a lighter green can serve 341 of its residents on a regular basis.
4. If the two pools are allowed to be closed the service level in St. Boniface would be down to 75 max, far less then the number served in other communities.

WINNIPEG RECREATION & PARKS STRATEGIES

Public Engagement Report

Prepared by The City of Winnipeg,

HTFC Planning & Design and O2 Planning & Design

October 2021

What we heard ?

What the city heard and how it was considered from **WINNIPEG RECREATION & PARKS STRATEGIES** October 2021

The City heard “Concern investment in larger regional centres will lead to loss of local facilities and community centres”

The City replied “The Recreation Strategy **recognizes travel distance** as a key measure of accessibility and outlines four scales of facilities (neighbourhood, community, regional, and city-wide) to **ensure access to recreation facilities at all geographic scales**.
The implementation section of the Recreation Strategy has been further developed **to recommend a balanced approach** to investment **in facilities that serve smaller neighbourhood areas** along with larger community and regional-scale facilities”.

The City Heard “Requests to maintain facilities and programs in low-income neighbourhood”

The Recreation Strategy already uses an equity-based planning approach that considers geographic areas of higher poverty when planning and providing recreation opportunities. It also recommends focused investment in neighbourhood recreation and leisure centres that support geographic areas of higher poverty.
Additionally, the implementation framework also recommends increasing funding to support the maintenance of recreation facilities and to address the backlog of repairs required in existing facilities.

The City heard “Water play, including spray pads, wading pools, and outdoor pools are important recreational amenities in parks”.

The City replied “The Recreation Strategy recognizes the value of water play for all ages and includes level of service targets for these amenities”.

WINNIPEG RECREATION & PARKS STRATEGIES
October 2021

Headlines

Transcona water park officially opens

Global News June 30, 2017

"WINNIPEG — The largest water park in Winnipeg opened Friday after much anticipation."

"The $7 million water park"

"I was involved at the time when we saw the Sherbrook situation where the Sherbrook pool closed due to lack of maintenance and it was a concern that I had at the time that it could happen here," Councillor Russ Wyatt said.

"It can fit up to 341 people"

"Roughly 320 took in the first free day at the park. "

Agenda – Executive Policy Committee – February 19, 2014

That a total reallocation of $500,000 to the St. Vital Outdoor Pool Redevelopment be approved.

That the reallocation of $2,486,000 from the 2012 Recreation Refurbishment and Redevelopment Program – Existing Infrastructure to the St. Vital Outdoor Pool Redevelopment Project be approved..

Headlines Happyland

“Sorry we're full”:
Long waits at free pool irk Winnipeg swimmers
Pool capacity capped at 30 people CBC News · Posted: Aug 12, 2017

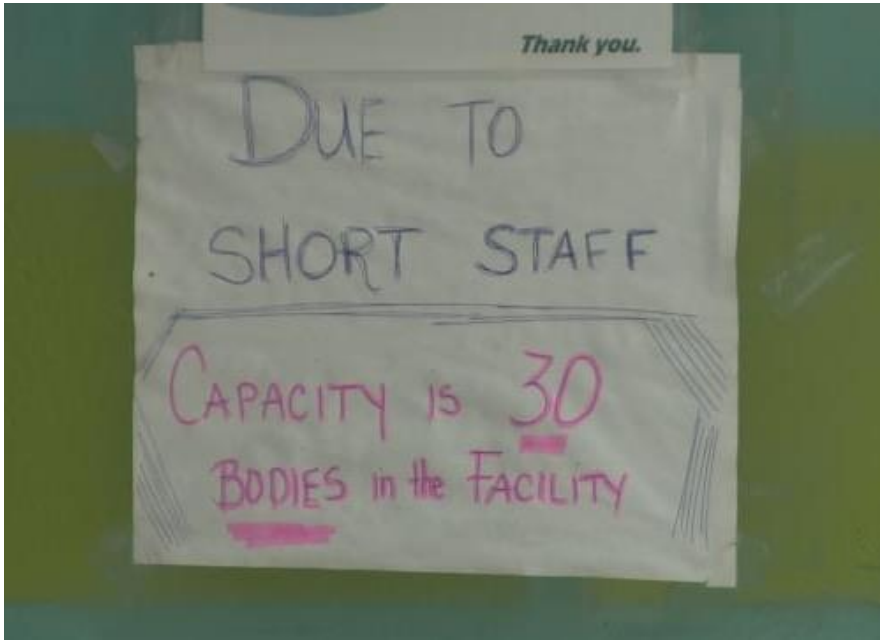

Left high and dry
By: Simon Fuller

Happyland Pool closed at weekends; residents want parity with other local pools

Funding
Where there is a will there is a way!

Sherbrook Pool Reopening

On December 17, 2013, Council approved $1.671 million in capital funding for the reopening of Sherbrook Pool. The funding consisted of

- $0.2 million from the Mayor's 2013 Civic Initiatives Fund,
- $0.4 million from the 2014 Parks and Recreation Enhancement Program,
- $0.6 million from the Daniel McIntyre Recreation Initiative,
- $0.271 million from Building Communities Initiative (BCI) II – Phase
- $0.2 million from the Municipal Accommodations operating funds.
- $0.15 million from BCI II - Phase 2.

As you see funding comes from many sources, where it goes is the question.

POOLS OR POLICE

From 2021 Budget
the city is aware just not acting

"community development and recreation opportunities **for vulnerable youth** as an integral component of crime prevention efforts."

HAVE OR HAVE NOT

Continuously improve services to be **more responsive to the recreational, cultural and leisure** needs of Winnipeggers.

HEALTH & SAFETY

Provide safe and healthy environments in the delivery of programs conducive to an enjoyable experience and personal well-being.

Should the two pools in Saint Boniface be closed and is this a budget issue or a tactic?

Is a $50,000 saving over two years worthy of being on the four year budget. Operating costs for other pools is not questioned.

Are residents concerns of the future of these pools worth being heard? Discussion between citizens and city hall is needed?

Being limited to hearing a maximum of two presenters can council be informed enough to make decisions affecting so many.

Do all citizens deserve free aquatic opportunities?
Are equitable service provided by reducing those opportunities?

Happyland and Windsor pools are free to all Winnipeggers!

The City for years has been neglecting these pools. Yet they still have a few years in them. Keep them open!

Climate change City predicts “an increase from 11 to 47 summer daytime temperatures to be over 30”! Answers with close pools.

Happyland is closed on weekends. Transcona gets “*“WINNIPEG — The largest water park”* ***“The $7 million water park”***

Happyland’s capacity is limited to 30 Transcona gets **“It can fit up to 341 people”**

Happyland and Windsor to close other city of Winnipeg pools get “four outdoor pools (Kildonan Park, St. Vital, Transcona, and Westdale), have benefited from significant capital investment to upgrade the facilities