APPENDIX B

DRAWINGS

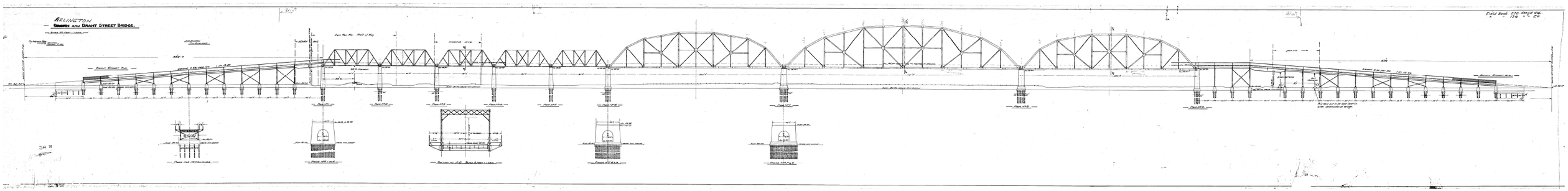

Figure - Existing Bridge Elevation and Cross Section

Winnipeg

THE CITY OF WINNIPEG

PUBLIC WORKS DEPARTMENT
ENGINEERING DIVISION

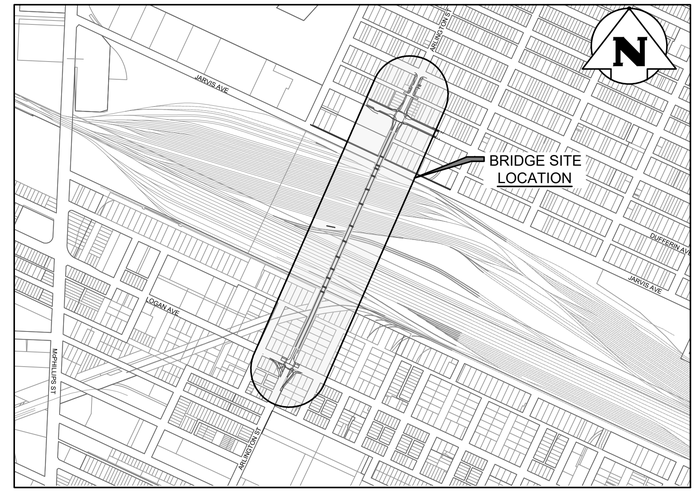

LOCATION PLAN

ARLINGTON BRIDGE
OVER CPR YARDS REPLACEMENT

PRELIMINARY DESIGN REPORT - PHASE 3

TETRA TECH

734-230070400-DWG-S3001

ENGINEERS GEOSCIENTISTS MANITOBA
Certificate of Authorization
Tetra Tech Canada Inc.
No. 6499

ACCEPTED BY:

MOHAMED MADY, PH.D, P.ENG
BRIDGE PLANNING & OPERATIONS ENGINEER

DATE

SHEET 1

DRAWING LIST

SHEET NUMBER	DRAWING DESCRIPTION
1	COVER SHEET
2	DRAWING LIST
3	SITE PLAN
4	GENERAL ARRANGEMENT - EXISTING
5	GENERAL ARRANGEMENT - PROPOSED
6	TYPICAL CROSS SECTIONS
7	TYPICAL CROSS SECTIONS
8	FOUNDATION PLAN
9	ABUTMENT 1 AND 2 - PLAN, ELEVATION AND SECTIONS
10	ABUTMENT 1 AND 2 - MSE WALL PLAN, ELEVATION AND SECTION
11	PIER - PLAN, ELEVATION AND SECTIONS
12	GIRDER PLAN
13	BRIDGE DECK PLAN
14	PEDESTRIAN FENCE DETAILS
15	ARLINGTON STREET AT LOGAN AVENUE PLAN AND PROFILE - STA. 0+100 TO STA. 0+420
16	ARLINGTON STREET PLAN AND PROFILE - STA. 0+400 TO STA. 0+740
17	ARLINGTON STREET AT DUFFERIN AVENUE PLAN AND PROFILE - OPTION 2 - STA. 0+740 TO STA. 1+050
18	DUFFERIN AVENUE AT ARLINGTON STREET PLAN AND PROFILE - STA. 1+910 TO STA. 2+102.89
19	ARLINGTON STREET AT DUFFERIN AVENUE PLAN AND PROFILE - DUFFERIN DISCONNECTED - STA. 0+781.37 TO STA. 1+008.69
20	TRACK REALIGNMENT PLAN
21	BACK LEAD TRACK REALIGNMENT PLAN
22	TRACK REALIGNMENTS AT PIER 6a PLAN
23	TRACK REALIGNMENTS AT PIER 6a PARTIAL PLAN AND EAST ELEVATION
24	ARLINGTON - LOGAN INTERSECTION - UTILITIES
25	ARLINGTON - DUFFERIN INTERSECTION - OPTION 2 UTILITIES
26	ARLINGTON - DUFFERIN INTERSECTION - OPTION 2A UTILITIES
27	GIRDER LAUNCHING PARTIAL PLAN AND ELEVATION
28	DECOMMISSIONING PLAN AND ELEVATION
29	DECOMMISSIONING DETAILS

ENGINEERS GEOSCIENTISTS MANITOBA
Certificate of Authorization
Tetra Tech Canada Inc.
No. 6499

B.M. ELEV.

NO.	REVISIONS	DATE	BY

TETRA TECH

DESIGNED BY KA
DRAWN BY EV
SCALE: AS NOTED
DATE 24.07.03
REVIEWED BY MJB
APPROVED BY MJB
ACCEPTED BY DATE
MOHAMED MADY, PH.D. P.ENG.
BRIDGE PLANNING & OPERATIONS ENGINEER

PRELIMINARY DRAWING
NOT TO BE USED FOR CONSTRUCTION

CONSULTANT DRAWING NO.
734-230070400-DWG-S3002

Winnipeg
THE CITY OF WINNIPEG
PUBLIC WORKS DEPARTMENT

ARLINGTON BRIDGE REHABILITATION
PHASE 3 - PRELIMINARY REPORT

DRAWING LIST

CITY DRAWING NUMBER

SHEET 2 OF 29

2

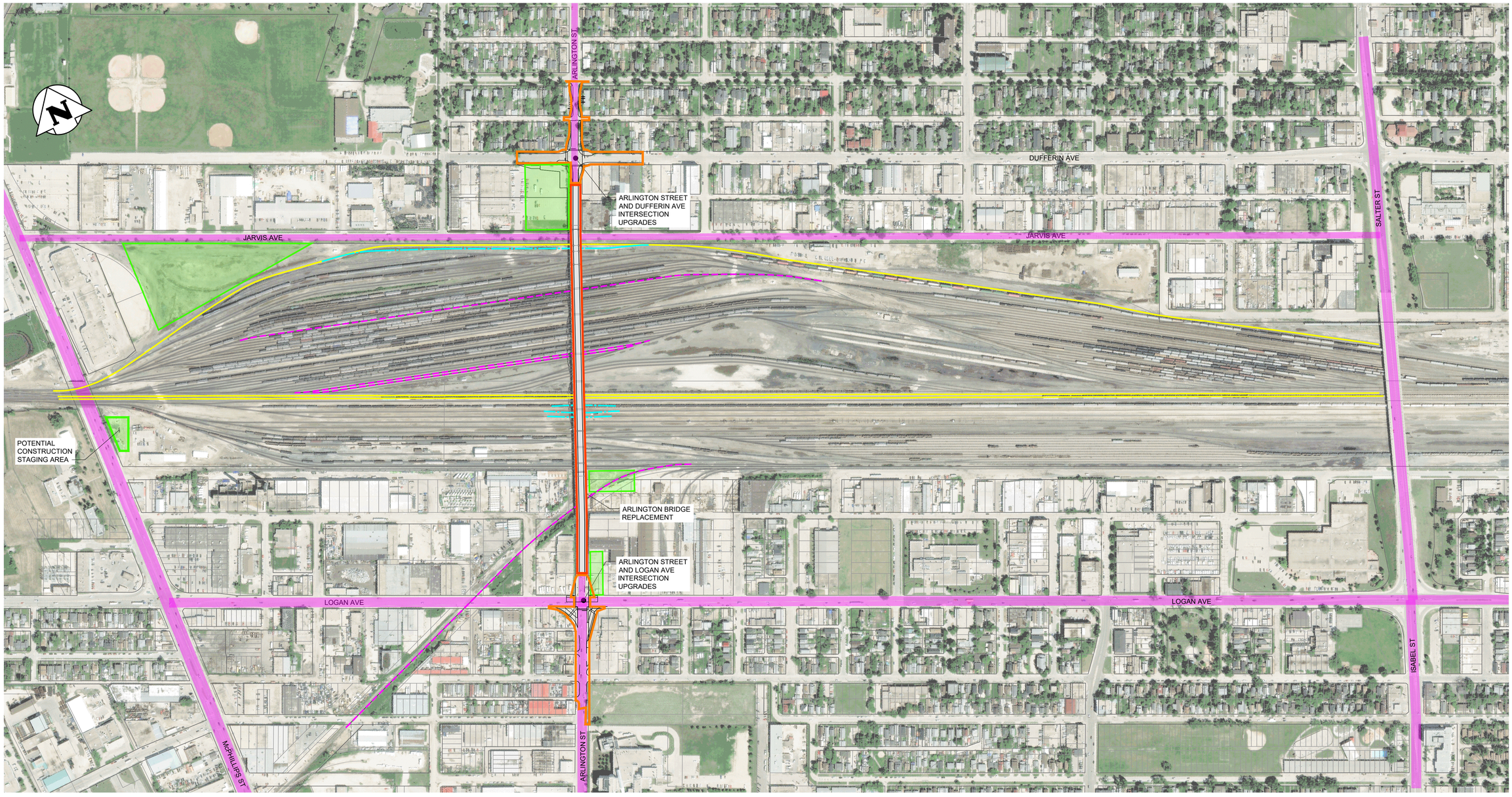

LEGEND:

- EXISTING YARD ACCESS ROADS
- EXISTING AT GRADE CROSSING
- EXISTING MUNICIPAL ROAD
- BRIDGE REPLACEMENT
- INTERSECTION UPGRADES
- POTENTIAL CONSTRUCTION STAGING AREA
- CPR EXISTING TRACK LINE REMOVAL/CLOSED
- CPR EXISTING MAIN TRACK LINE
- CPR REALIGNED TRACK LINE

ENGINEERS GEOSCIENTISTS MANITOBA
Certificate of Authorization
Tetra Tech Canada Inc.
No. 6499

NO.	REVISIONS	DATE	BY

B.M. ELEV.

TETRA TECH

DESIGNED BY KA	REVIEWED BY MJB
DRAWN BY EV	APPROVED BY MJB
SCALE: AS NOTED	ACCEPTED BY DATE
DATE 24.07.03	MOHAMED MADY, PH.D. P.ENG. BRIDGE PLANNING & OPERATIONS ENGINEER

PRELIMINARY DRAWING

NOT TO BE USED FOR CONSTRUCTION

CONSULTANT DRAWING NO.
734-230070400-DWG-S3003

Winnipeg

THE CITY OF WINNIPEG
PUBLIC WORKS DEPARTMENT

ARLINGTON BRIDGE REHABILITATION
PHASE 3 - PRELIMINARY REPORT

CITY DRAWING NUMBER

SHEET 3 OF 29

SITE PLAN

3



1 - - EXISTING BRIDGE - PLAN

1 : 1000

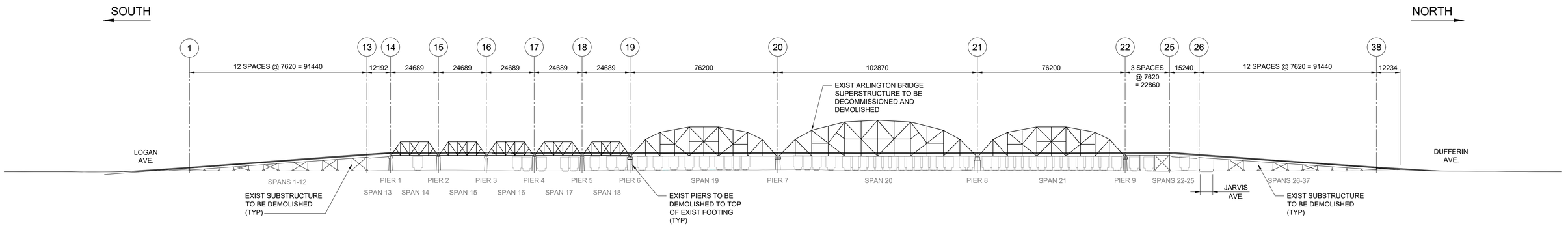

2 - - EXISTING BRIDGE - EAST ELEVATION

1 : 1000

ENGINEERS GEOSCIENTISTS MANITOBA
Certificate of Authorization
Tetra Tech Canada Inc.
No. 6499

B.M.
ELEV.

NO.	REVISIONS	DATE	BY

TETRA TECH

DESIGNED BY	KA	REVIEWED BY	MJB
DRAWN BY	EV	APPROVED BY	MJB
SCALE:	AS NOTED	ACCEPTED BY	DATE
DATE	24.07.03	MOHAMED MADY, PH.D. P.ENG BRIDGE PLANNING & OPERATIONS ENGINEER	

PRELIMINARY DRAWING

NOT TO BE USED FOR CONSTRUCTION

CONSULTANT DRAWING NO.
734-230070400-DWG-S3004

Winnipeg

THE CITY OF WINNIPEG
PUBLIC WORKS DEPARTMENT

ARLINGTON BRIDGE REHABILITATION
PHASE 3 - PRELIMINARY REPORT

CITY DRAWING NUMBER

SHEET 4 OF 29

GENERAL ARRANGEMENT
EXISTING

4



1 PROPOSED BRIDGE - PLAN
1 : 1000

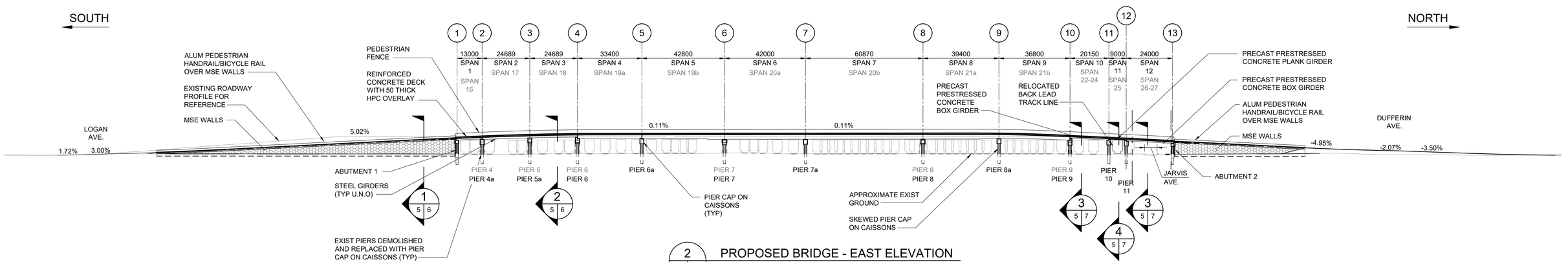

2 PROPOSED BRIDGE - EAST ELEVATION
1 : 1000

ENGINEERS GEOSCIENTISTS MANITOBA
Certificate of Authorization
Tetra Tech Canada Inc.
No. 6499

B.M.
ELEV.

NO.	REVISIONS	DATE	BY

TETRA TECH

DESIGNED BY	KA	REVIEWED BY	MJB
DRAWN BY	EV	APPROVED BY	MJB
SCALE:	AS NOTED	ACCEPTED BY	DATE
DATE	24.07.03	MOHAMED MADY, PH.D. P.ENG BRIDGE PLANNING & OPERATIONS ENGINEER	

PRELIMINARY DRAWING
NOT TO BE USED FOR CONSTRUCTION

CONSULTANT DRAWING NO.
734-230070400-DWG-S3005

Winnipeg
THE CITY OF WINNIPEG
PUBLIC WORKS DEPARTMENT

ARLINGTON BRIDGE REHABILITATION
PHASE 3 - PRELIMINARY REPORT

CITY DRAWING NUMBER

SHEET 5 OF 29

GENERAL ARRANGEMENT
PROPOSED

5

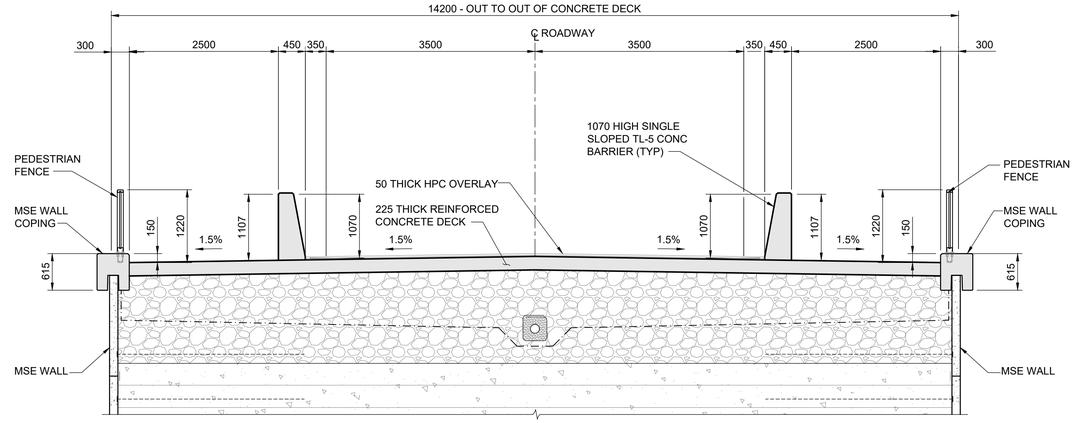

1 / 5 | 6 — CROSS SECTION - MSE WALLS

1 : 50

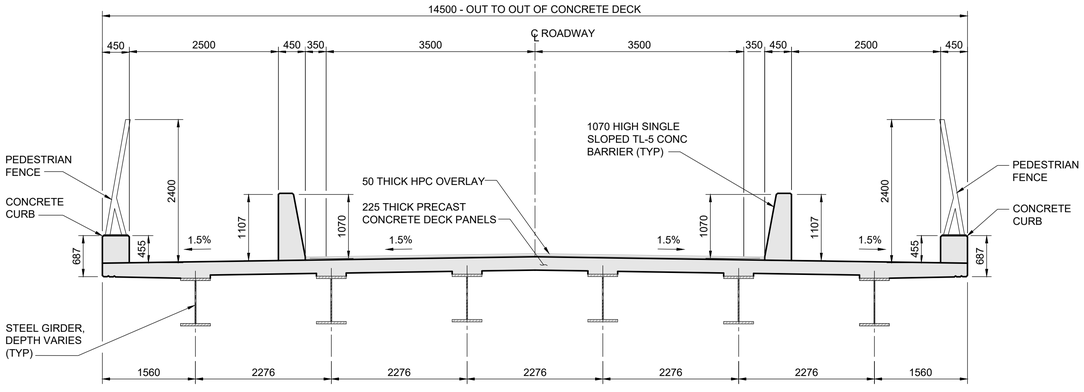

2 / 5 | 6 — CROSS SECTION - STEEL GIRDERS

1 : 50

ENGINEERS GEOSCIENTISTS MANITOBA
Certificate of Authorization
Tetra Tech Canada Inc.
No. 6499

NO.	REVISIONS	DATE	BY

B.M. ELEV.

TETRA TECH

DESIGNED BY	SA	REVIEWED BY	KA
DRAWN BY	GI	APPROVED BY	MB
SCALE:	AS NOTED	ACCEPTED BY	DATE
DATE	24.07.03	MOHAMED MADY, PH.D. P.ENG. BRIDGE PLANNING & OPERATIONS ENGINEER	

PRELIMINARY DRAWING

NOT TO BE USED FOR CONSTRUCTION

CONSULTANT DRAWING NO.
734-230070400-DWG-S3006

Winnipeg

THE CITY OF WINNIPEG
PUBLIC WORKS DEPARTMENT

ARLINGTON BRIDGE REHABILITATION
PHASE 3 - PRELIMINARY REPORT

CITY DRAWING NUMBER

SHEET 6 OF 29

TYPICAL CROSS SECTIONS

6

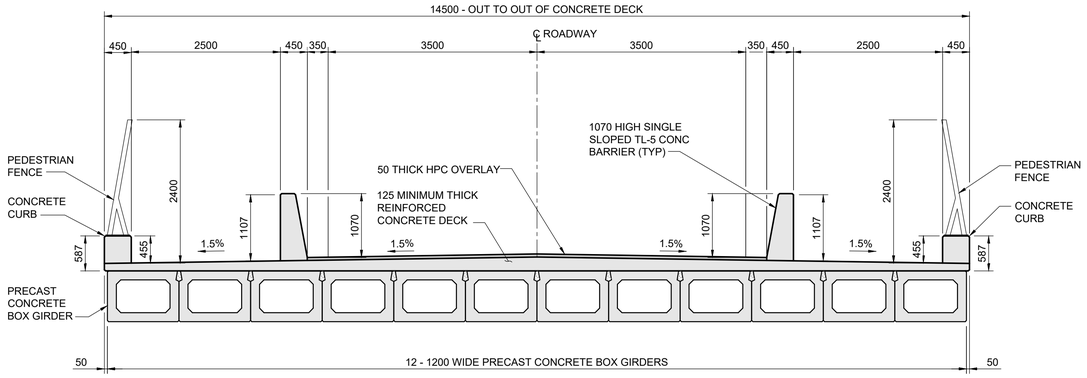

3
5 | 7

CROSS SECTION - PRECAST CONCRETE BOX GIRDERS

1 : 50

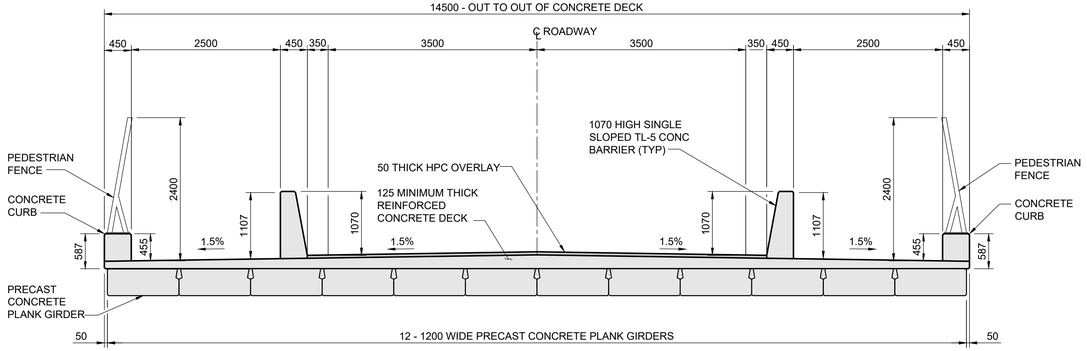

4
5 | 7

CROSS SECTION - PRECAST CONCRETE PLANK GIRDERS

1 : 50

ENGINEERS GEOSCIENTISTS MANITOBA
Certificate of Authorization
Tetra Tech Canada Inc.
No. 6499

B.M.
ELEV.

NO.	REVISIONS	DATE	BY

TETRA TECH

DESIGNED BY SA	REVIEWED BY KA
DRAWN BY GI	APPROVED BY MB
SCALE: AS NOTED	ACCEPTED BY DATE
DATE 24.07.03	MOHAMED MADY, PH.D, P.ENG. BRIDGE PLANNING & OPERATIONS ENGINEER

PRELIMINARY DRAWING

NOT TO BE USED FOR CONSTRUCTION

CONSULTANT DRAWING NO.
734-230070400-DWG-S3007

Winnipeg

THE CITY OF WINNIPEG
PUBLIC WORKS DEPARTMENT

ARLINGTON BRIDGE REHABILITATION
PHASE 3 - PRELIMINARY REPORT

CITY DRAWING NUMBER

SHEET 7 OF 29

TYPICAL CROSS SECTIONS

7

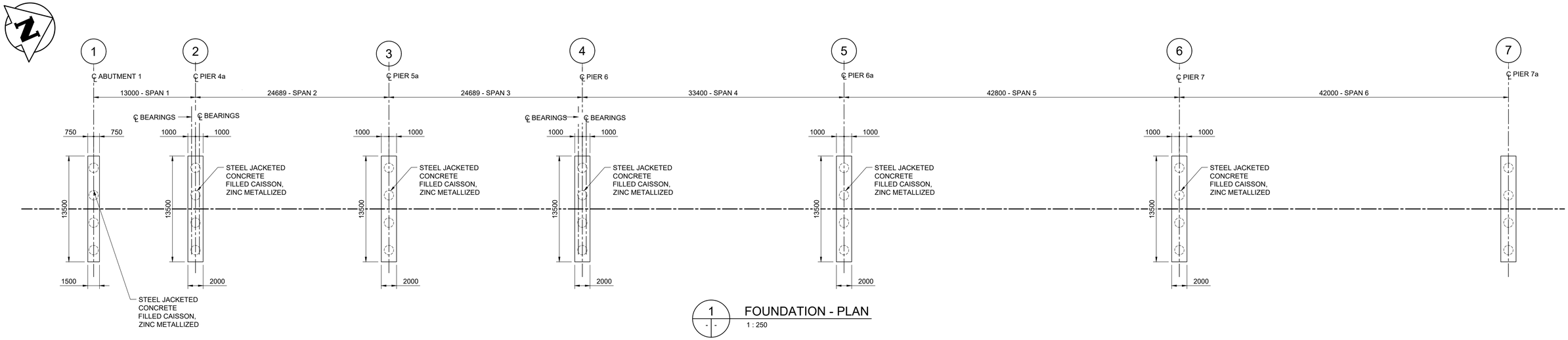

1 - - FOUNDATION - PLAN
1 : 250

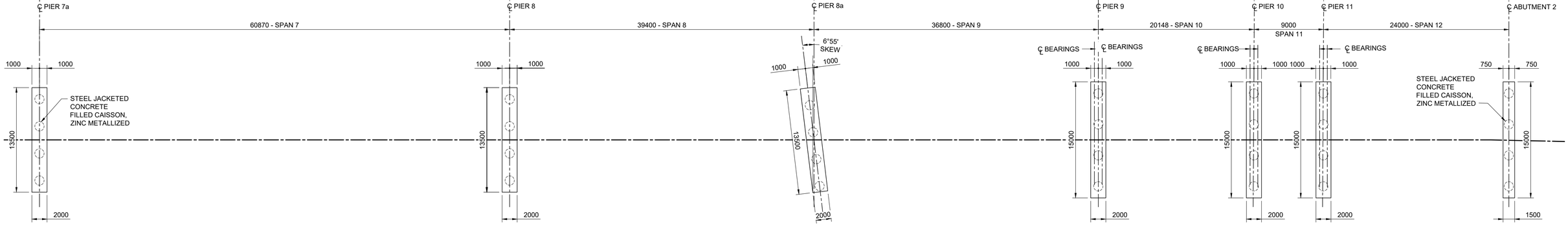

2 - - FOUNDATION - PLAN CONTINUED
1 : 250

ENGINEERS GEOSCIENTISTS MANITOBA
Certificate of Authorization
Tetra Tech Canada Inc.
No. 6499

B.M.
ELEV.

NO.	REVISIONS	DATE	BY

TETRA TECH

DESIGNED BY	KA	REVIEWED BY	MJB
DRAWN BY	EV	APPROVED BY	MJB
SCALE:	AS NOTED	ACCEPTED BY	DATE
DATE	24.07.03	MOHAMED MADY, PH.D. P.ENG. BRIDGE PLANNING & OPERATIONS ENGINEER	

PRELIMINARY DRAWING
NOT TO BE USED FOR CONSTRUCTION

CONSULTANT DRAWING NO.
734-230070400-DWG-S3008

Winnipeg
THE CITY OF WINNIPEG
PUBLIC WORKS DEPARTMENT

ARLINGTON BRIDGE REHABILITATION
PHASE 3 - PRELIMINARY REPORT

FOUNDATION PLAN

CITY DRAWING NUMBER

SHEET 8 OF 29

8

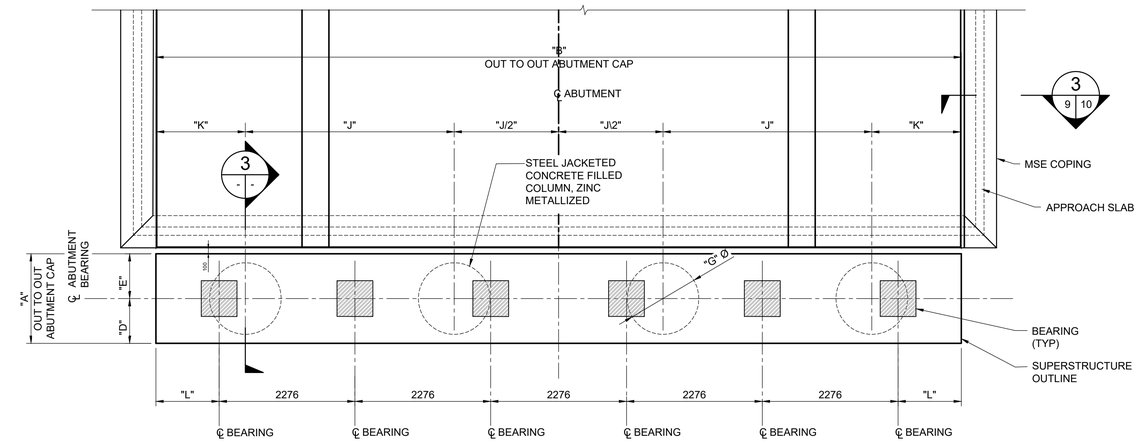

1 - - PLAN
1 : 50

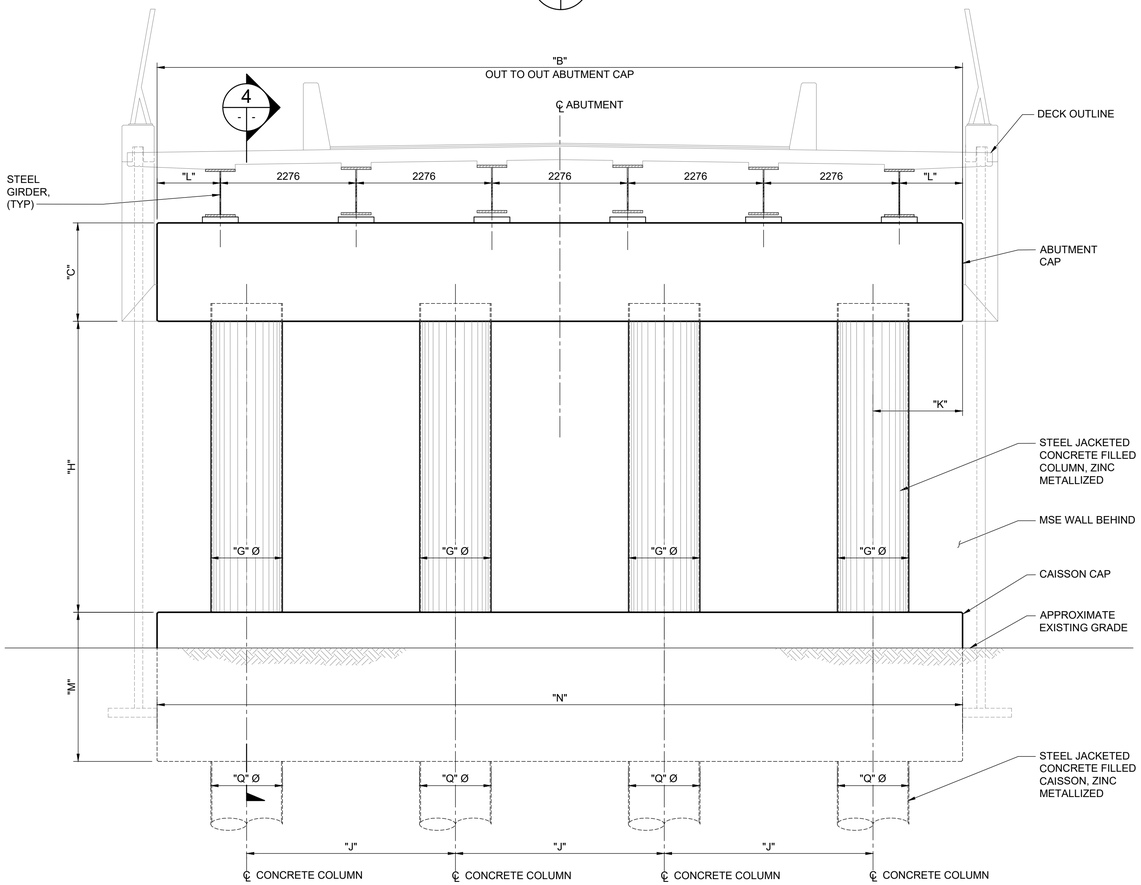

2 - - FRONT ELEVATION
1 : 50

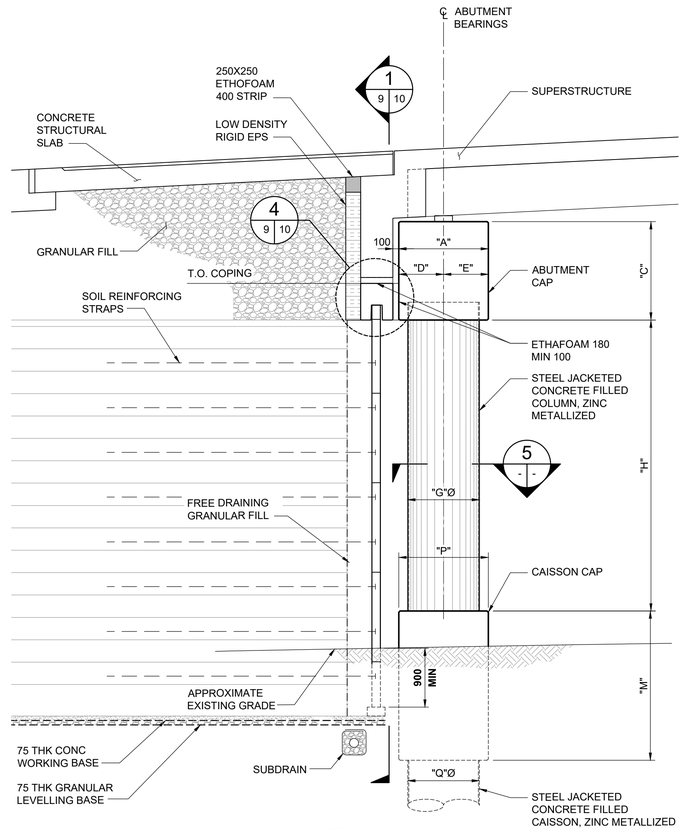

3 - - SECTION
1 : 50

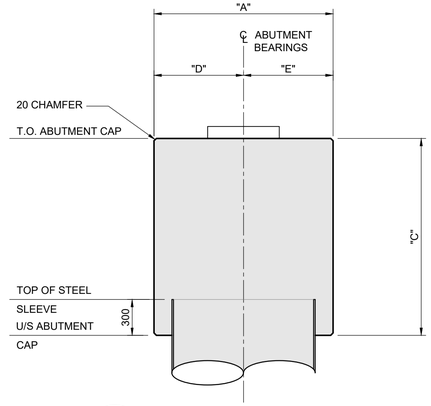

4 - - SECTION
1 : 25

- SHOWN AT ABUTMENT 1, ABUTMENT 12 SIMILAR

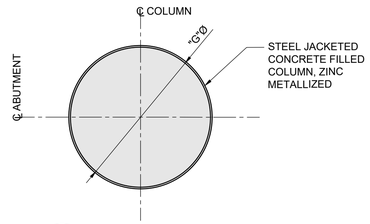

5 - - SECTION
1 : 25

NOTES:
1. DETAILS SHOWN FOR ABUTMENT 1, SIMILAR CONCEPT AT ABUTMENT 2.
2. FRACTURED BEDROCK IS ANTICIPATED AT EL 212m+-. ASSUMED BEARING EL OF CAISSON IS EL 207m. TYPICAL FOR ALL CAISSONS.

ABUTMENT TABLE

LOCATION	ABUTMENT CAP					COLUMNS			"K"	"L"	CAISSON CAP			CAISSONS
	WIDTH "A"	LENGTH "B"	DEPTH "C"	"D"	"E"	DIAMETER "G"	LENGTH "H"	SPACING "J"			DEPTH "M"	LENGTH "N"	WIDTH "P"	DIAMETER "Q"
1	1500	13500	1650	750	750	1220	4875	3500	1500	1060	2500	13500	1500	1220
12	1500	15000	1650	750	750	1220	3410	4000	1500	1810	2500	15000	1500	1220

ENGINEERS GEOSCIENTISTS MANITOBA
Certificate of Authorization
Tetra Tech Canada Inc.
No. 6499

B.M.
ELEV.

NO.	REVISIONS	DATE	BY

TETRA TECH

DESIGNED BY SA	REVIEWED BY KA
DRAWN BY EV	APPROVED BY MB
SCALE: AS NOTED	ACCEPTED BY DATE
DATE 24.07.03	MOHAMED MADY, PH.D. P.ENG BRIDGE PLANNING & OPERATIONS ENGINEER

PRELIMINARY DRAWING
NOT TO BE USED FOR CONSTRUCTION

CONSULTANT DRAWING NO.
734-230070400-DWG-S3009

Winnipeg
THE CITY OF WINNIPEG
PUBLIC WORKS DEPARTMENT

ARLINGTON BRIDGE REHABILITATION
PHASE 3 - PRELIMINARY REPORT

CITY DRAWING NUMBER

SHEET 9 OF 29

ABUTMENT 1 AND 2
PLAN, ELEVATION AND SECTIONS

9

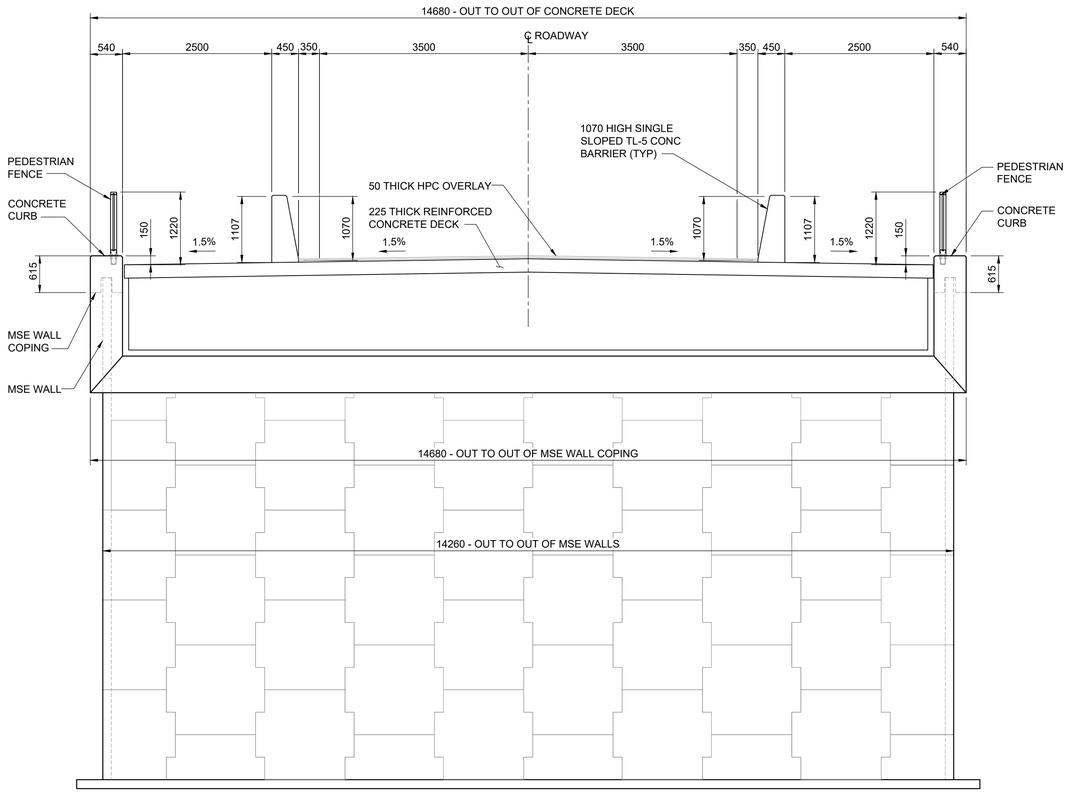

1 / 9 | 10 CROSS SECTION - MSE WALLS

1 : 50

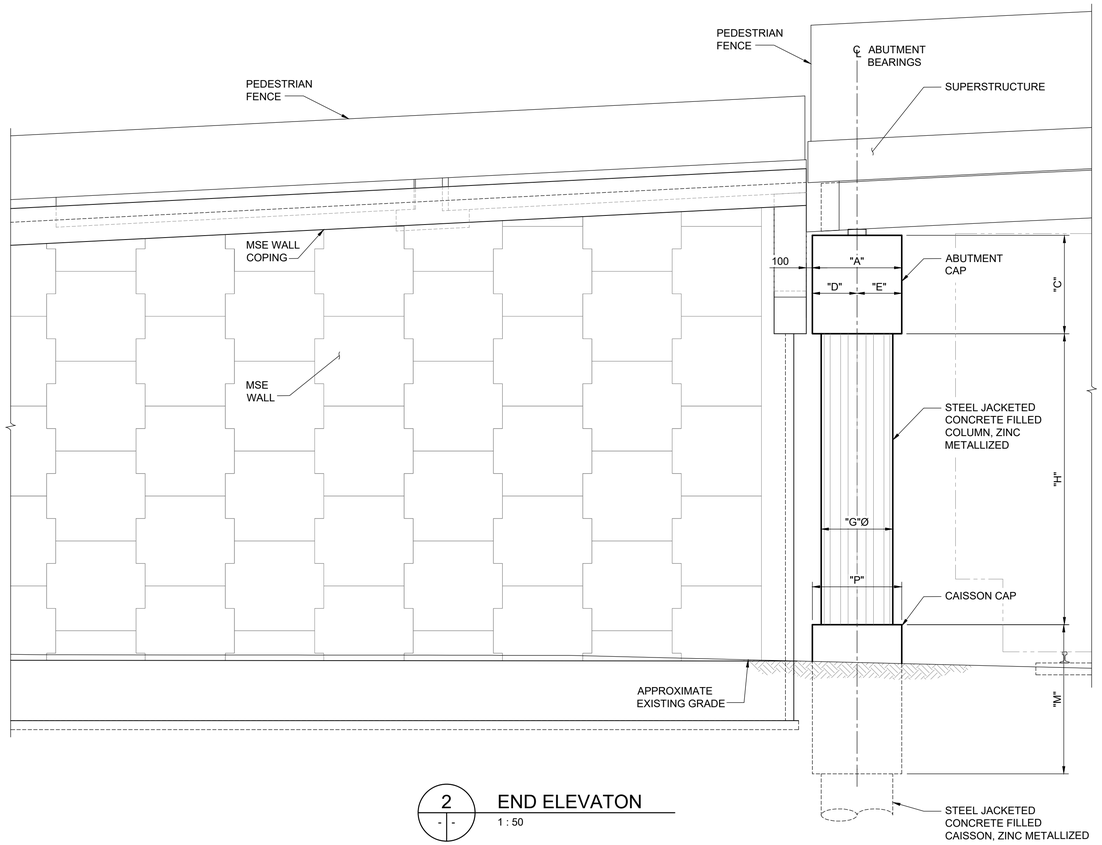

2 / - | - END ELEVATON

1 : 50

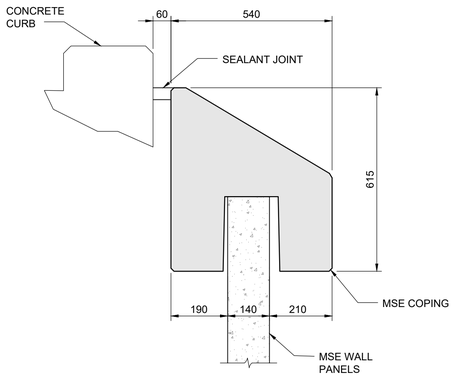

3 / 9 | 10 MSE WALL COPING SECTION

1 : 10

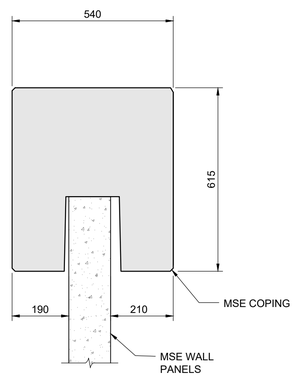

4 / 9 | 10 MSE WALL COPING ABUTMENT DETAIL

1 : 10

ENGINEERS GEOSCIENTISTS MANITOBA
Certificate of Authorization
Tetra Tech Canada Inc.
No. 6499

B.M.
ELEV.

NO.	REVISIONS	DATE	BY

TETRA TECH

DESIGNED BY SA	REVIEWED BY KA
DRAWN BY EV	APPROVED BY MB
SCALE: AS NOTED	ACCEPTED BY DATE
DATE 24.07.03	MOHAMED MADY, PH.D. P.ENG BRIDGE PLANNING & OPERATIONS ENGINEER

PRELIMINARY DRAWING

NOT TO BE USED FOR CONSTRUCTION

CONSULTANT DRAWING NO.
734-230070400-DWG-S3010

Winnipeg

THE CITY OF WINNIPEG
PUBLIC WORKS DEPARTMENT

ARLINGTON BRIDGE REHABILITATION
PHASE 3 - PRELIMINARY REPORT

CITY DRAWING NUMBER

SHEET 10 OF 29

ABUTMENT 1 AND 2
MSE WALL PLAN, ELEVATION AND SECTIONS

10

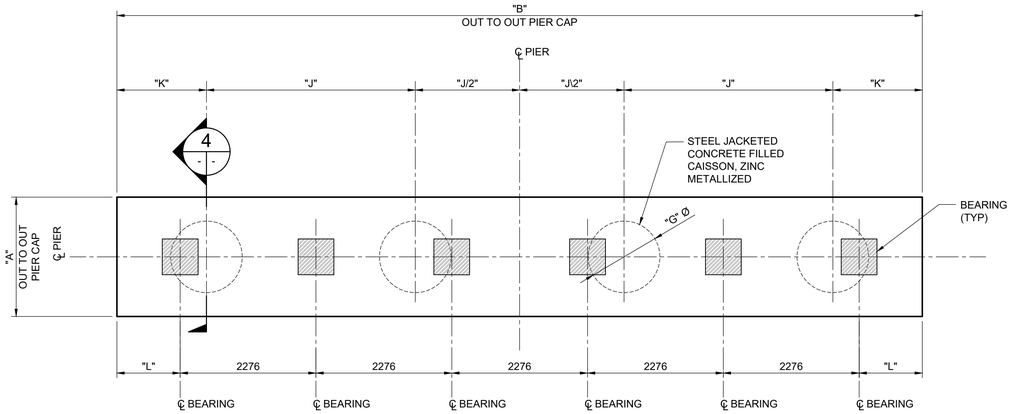

1 PLAN
1 : 50

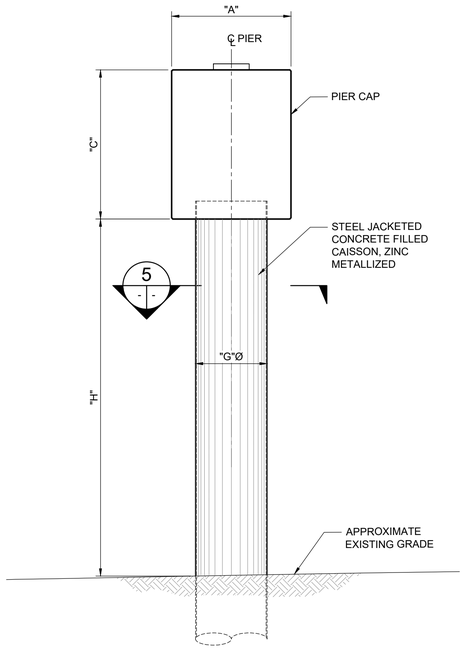

3 END ELEVATION
1 : 50

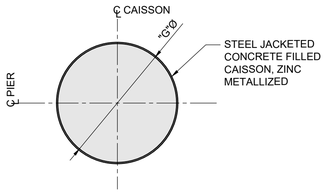

5 SECTION
1 : 30

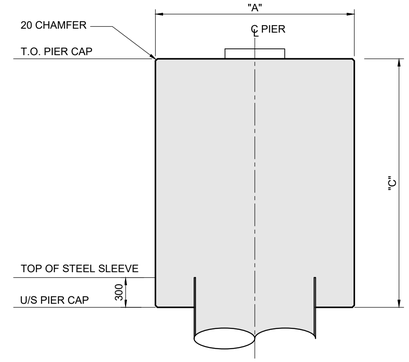

4 SECTION AT PIER 5a
1 : 30

- SHOWN AT PIER 5a, 7, 7a, 8 AND 8a SIMILAR

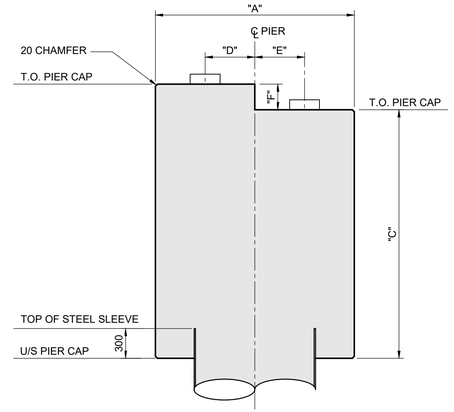

4 SECTION AT PIER 4a
1 : 30

- SHOWN AT PIER 4a, 6, 6a, 9, 10 AND 11 SIMILAR

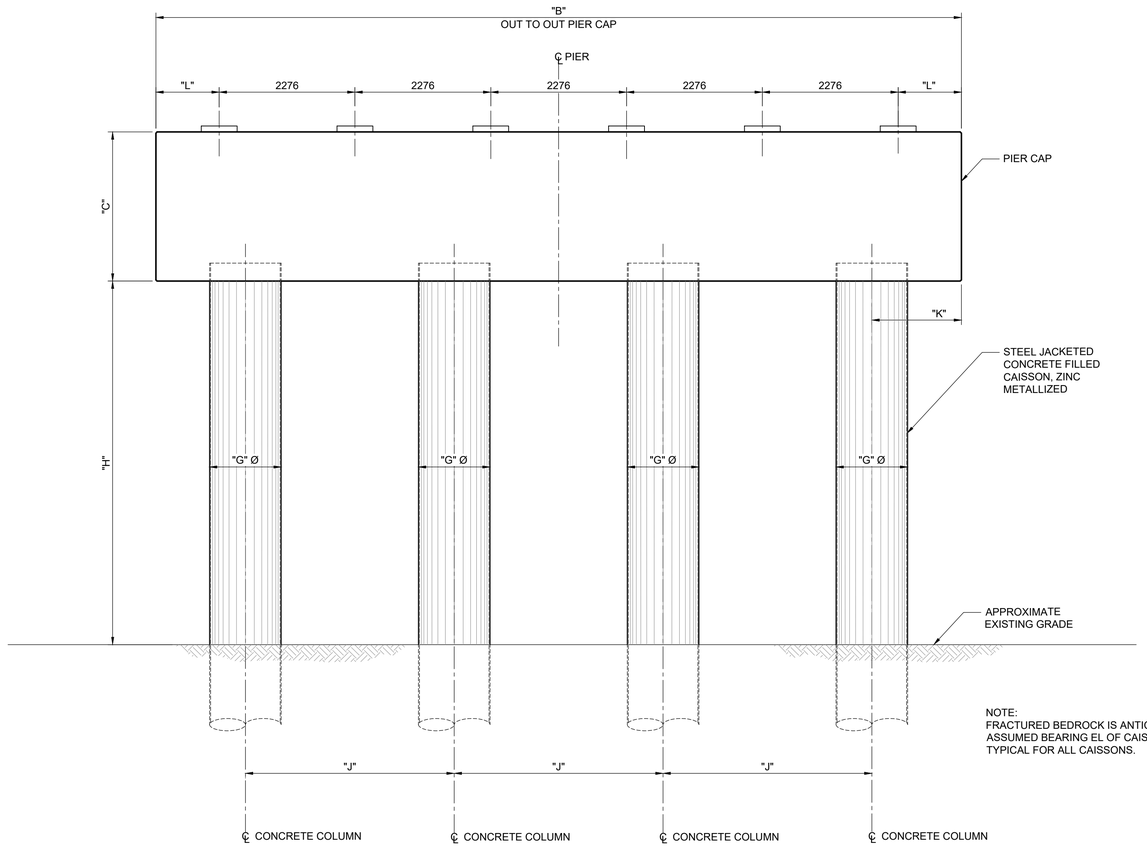

2 FRONT ELEVATION
1 : 50

NOTE:
FRACTURED BEDROCK IS ANTICIPATED AT EL 212m+-.
ASSUMED BEARING EL OF CAISSON IS EL 207m.
TYPICAL FOR ALL CAISSONS.

PIER TABLE

LOCATION	PIER CAP						CAISSONS			"K"	"L"
	WIDTH "A"	LENGTH "B"	DEPTH "C"	"D"	"E"	STEP "F"	DIAMETER "G"	LENGTH "H"	SPACING "J"		
4a	2000	13500	2500	500	500	258	1220	5950	3500	1500	1060
5	2000	13500	2500	-	-	-	1220	6630	3500	1500	1060
6	2000	13500	2500	500	500	690	1220	6120	3500	1500	1060
6a	2000	13500	2500	500	500	300	1220	5930	3500	1500	1060
7	2000	13500	2500	-	-	-	1220	5375	3500	1500	1060
7a	2000	13500	2500	-	-	-	1220	5820	3500	1500	1060
8	2000	13500	2500	-	-	-	1220	5875	3500	1500	1060
8a	2000	13500	2500	-	-	-	1220	6125	3500	1500	1060
9	2000	15000	2500	500	500	1050	1220	5410	4000	1500	1810
10	2000	15000	2500	500	500	350	1220	5895	4000	1500	1810
11	2000	15000	2500	500	500	450	1220	4875	4000	1500	1810

ENGINEERS GEOSCIENTISTS MANITOBA
Certificate of Authorization
Tetra Tech Canada Inc.
No. 6499

B.M.
ELEV.

NO.	REVISIONS	DATE	BY

TETRA TECH

DESIGNED BY SA
REVIEWED BY KA
DRAWN BY EV
APPROVED BY MB
SCALE: AS NOTED
ACCEPTED BY DATE
DATE 24.07.03
MOHAMED MADY, PH.D. P.ENG.
BRIDGE PLANNING & OPERATIONS ENGINEER

PRELIMINARY DRAWING
NOT TO BE USED FOR CONSTRUCTION

CONSULTANT DRAWING NO.
734-230070400-DWG-S3011

THE CITY OF WINNIPEG
PUBLIC WORKS DEPARTMENT

ARLINGTON BRIDGE REHABILITATION
PHASE 3 - PRELIMINARY REPORT

CITY DRAWING NUMBER

SHEET 11 OF 29

PIER
PLAN, ELEVATION AND SECTIONS

11

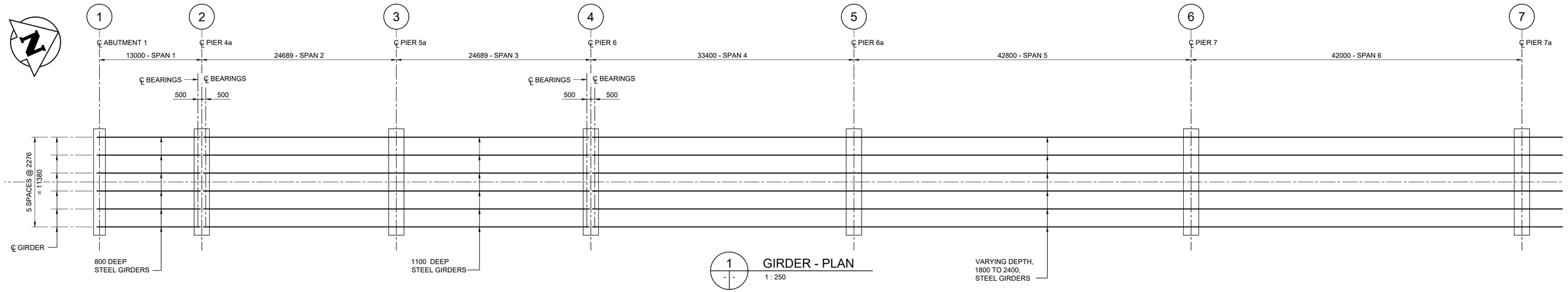

1 - GIRDER - PLAN
1 : 250

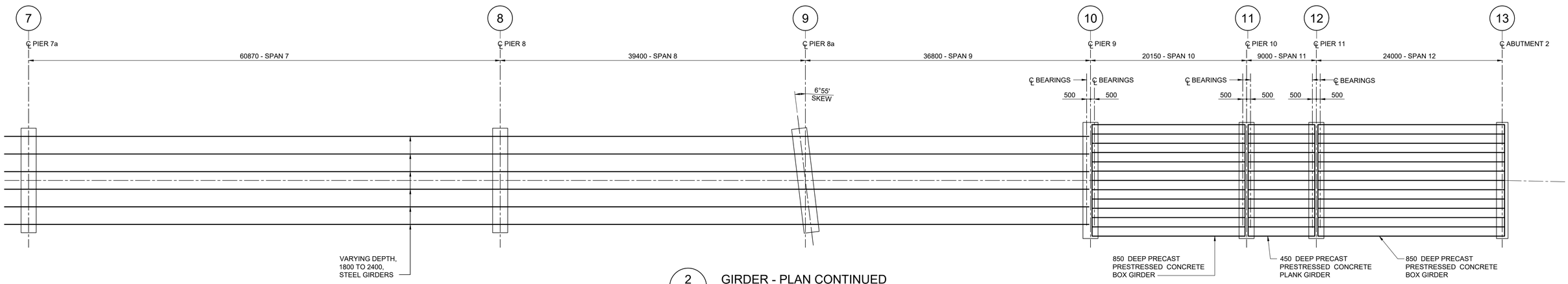

2 - GIRDER - PLAN CONTINUED
1 : 250

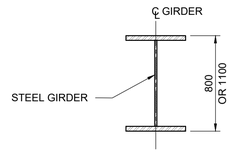

3 - STEEL GIRDER DETAIL
1 : 25

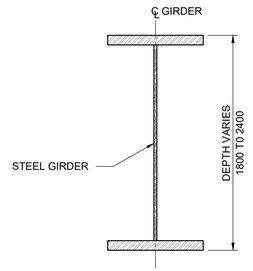

4 - VARYING DEPTH STEEL GIRDER DETAIL
1 : 25

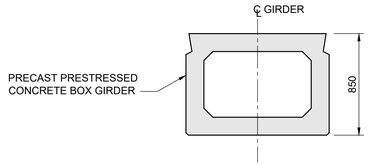

5 - PRECAST PRESTRESSED CONCRETE BOX GIRDER DETAIL
1 : 25
INTERIOR GIRDER SHOWN

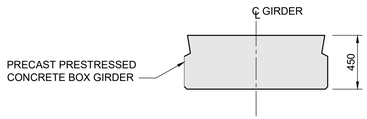

6 - PRECAST PRESTRESSED CONCRETE PLANK GIRDER DETAIL
1 : 25
INTERIOR GIRDER SHOWN

ENGINEERS GEOSCIENTISTS MANITOBA
Certificate of Authorization
Tetra Tech Canada Inc.
No. 6499

B.M.
ELEV.

NO.	REVISIONS	DATE	BY

TETRA TECH

DESIGNED BY	KA	REVIEWED BY	MJB
DRAWN BY	EV	APPROVED BY	MJB
SCALE:	AS NOTED	ACCEPTED BY	DATE
DATE	24.07.03	MOHAMED MADY, PH.D. P.ENG BRIDGE PLANNING & OPERATIONS ENGINEER	

PRELIMINARY DRAWING
NOT TO BE USED FOR CONSTRUCTION

CONSULTANT DRAWING NO.
734-230070400-DWG-S3012

Winnipeg
THE CITY OF WINNIPEG
PUBLIC WORKS DEPARTMENT

ARLINGTON BRIDGE REHABILITATION
PHASE 3 - PRELIMINARY REPORT

GIRDER PLAN

CITY DRAWING NUMBER

SHEET 12 OF 29

12

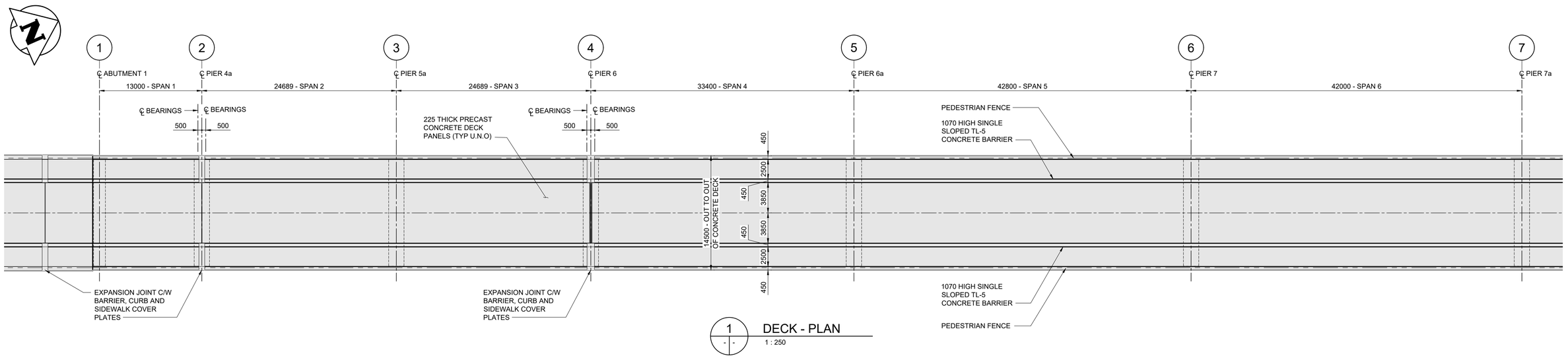

1 DECK - PLAN
1 : 250

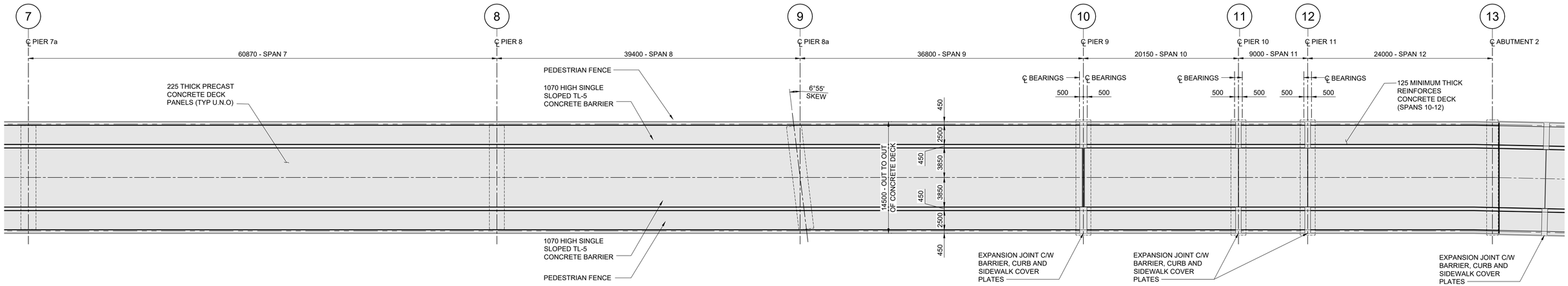

2 DECK - PLAN CONTINUED
1 : 250

ENGINEERS GEOSCIENTISTS MANITOBA
Certificate of Authorization
Tetra Tech Canada Inc.
No. 6499

B.M.
ELEV.

NO.	REVISIONS	DATE	BY

TETRA TECH

DESIGNED BY	KA	REVIEWED BY	MJB
DRAWN BY	EV	APPROVED BY	MJB
SCALE:	AS NOTED	ACCEPTED BY	DATE
DATE	24.07.03	MOHAMED MADY, PH.D. P.ENG BRIDGE PLANNING & OPERATIONS ENGINEER	

PRELIMINARY DRAWING
NOT TO BE USED FOR CONSTRUCTION

CONSULTANT DRAWING NO.
734-230070400-DWG-S3013

Winnipeg
THE CITY OF WINNIPEG
PUBLIC WORKS DEPARTMENT

ARLINGTON BRIDGE REHABILITATION
PHASE 3 - PRELIMINARY REPORT

BRIDGE DECK PLAN

CITY DRAWING NUMBER

SHEET 13 OF 29

13

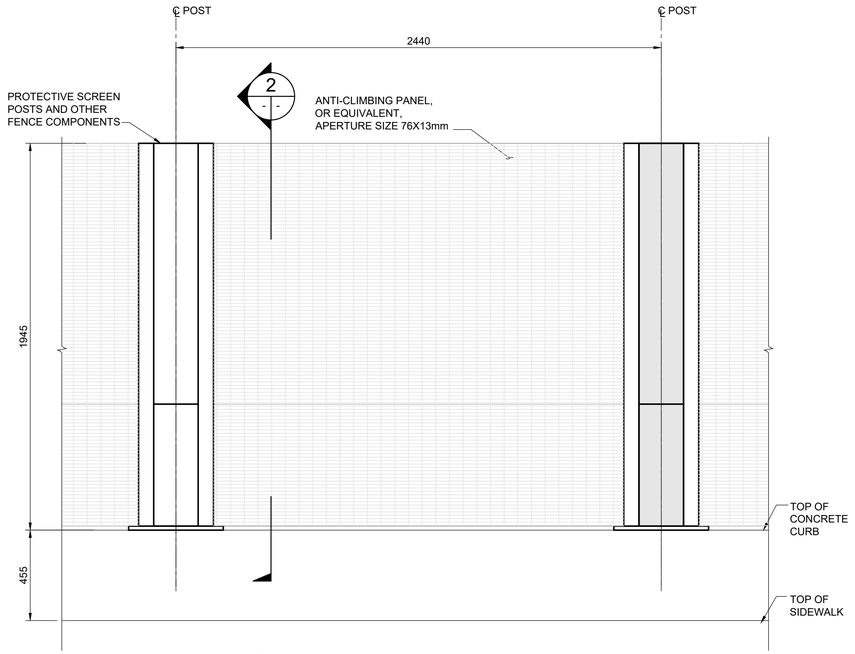

1 — 1945 HIGH PANEL ELEVATION

1 : 15

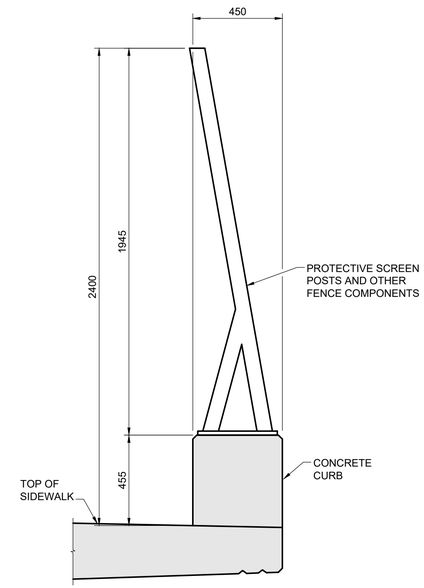

2 — 1945 HIGH PANEL SECTION

1 : 15

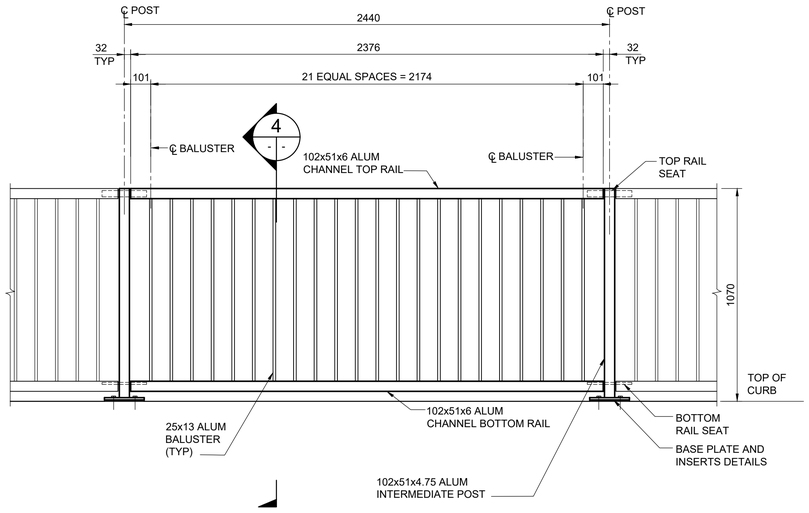

3 — 1220 HIGH PANEL ELEVATION

1 : 15

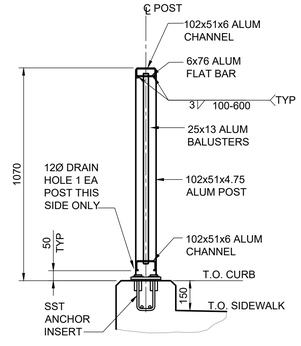

4 — 1220 HIGH PANEL SECTION

1 : 15

ENGINEERS GEOSCIENTISTS MANITOBA
Certificate of Authorization
Tetra Tech Canada Inc.
No. 6499

NO.	REVISIONS	DATE	BY

B.M. ELEV.

TETRA TECH

DESIGNED BY	SA	REVIEWED BY	KA
DRAWN BY	EV	APPROVED BY	MB
SCALE:	AS NOTED	ACCEPTED BY	DATE
DATE	24.07.03	MOHAMED MADY, PH.D. P.ENG. BRIDGE PLANNING & OPERATIONS ENGINEER	

PRELIMINARY DRAWING

NOT TO BE USED FOR CONSTRUCTION

CONSULTANT DRAWING NO.
734-230070400-DWG-S3014

Winnipeg

THE CITY OF WINNIPEG
PUBLIC WORKS DEPARTMENT

ARLINGTON BRIDGE REHABILITATION
PHASE 3 - PRELIMINARY REPORT

CITY DRAWING NUMBER

SHEET 14 OF 29

PEDESTRIAN FENCE DETAILS

14

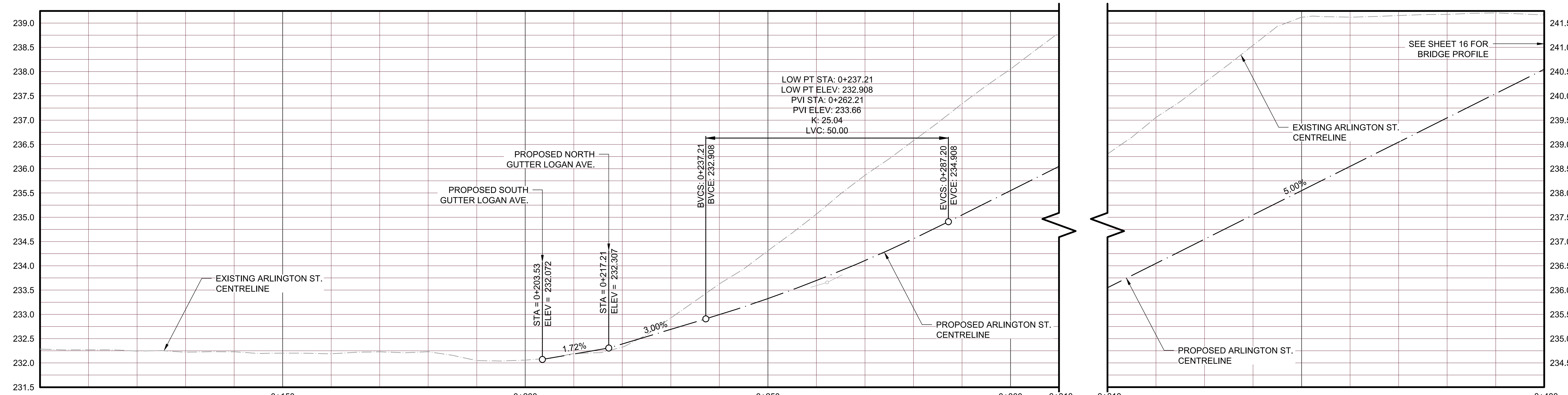

1 PROFILE
H 1 : 500 V 1 : 50

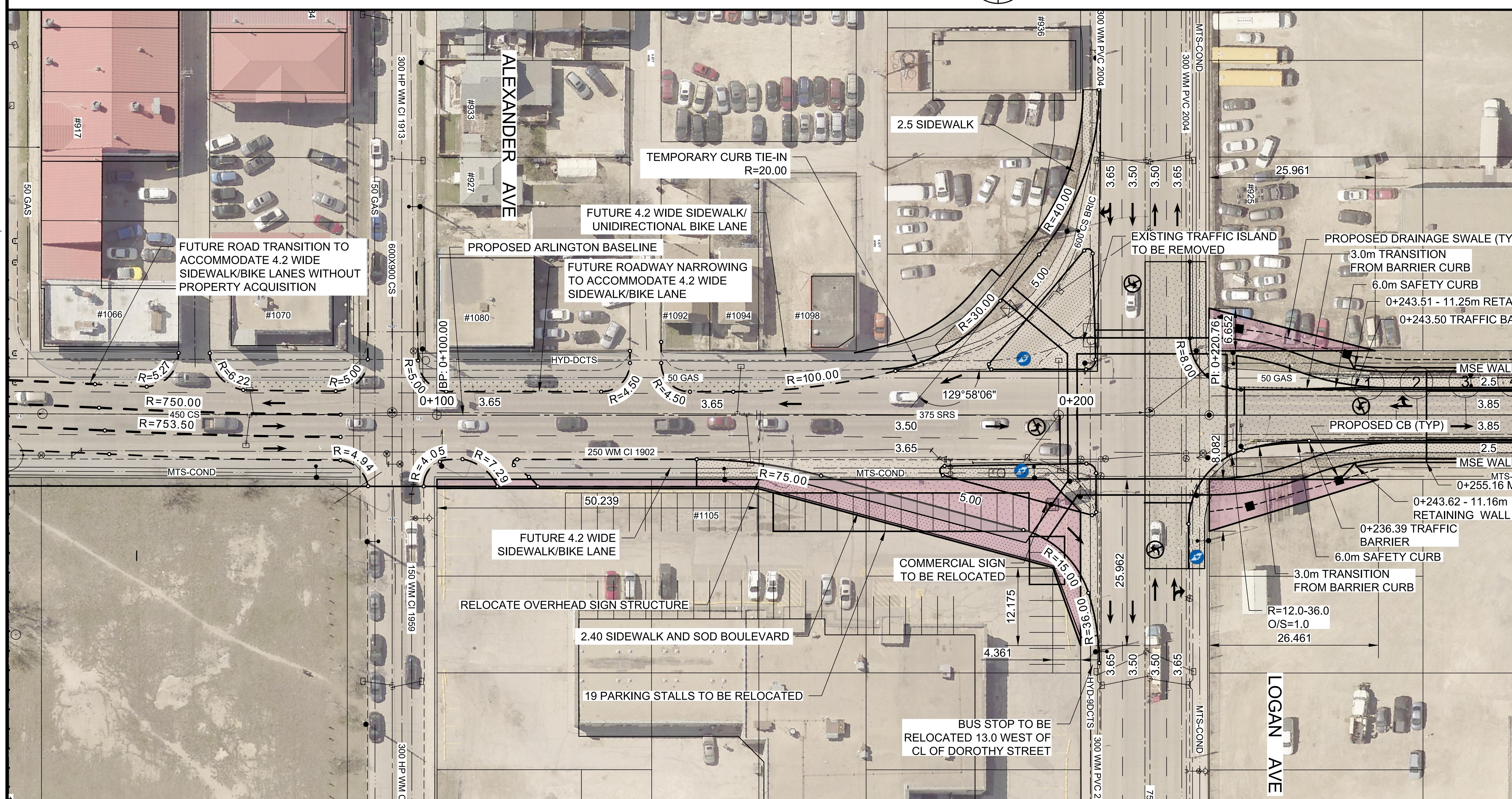

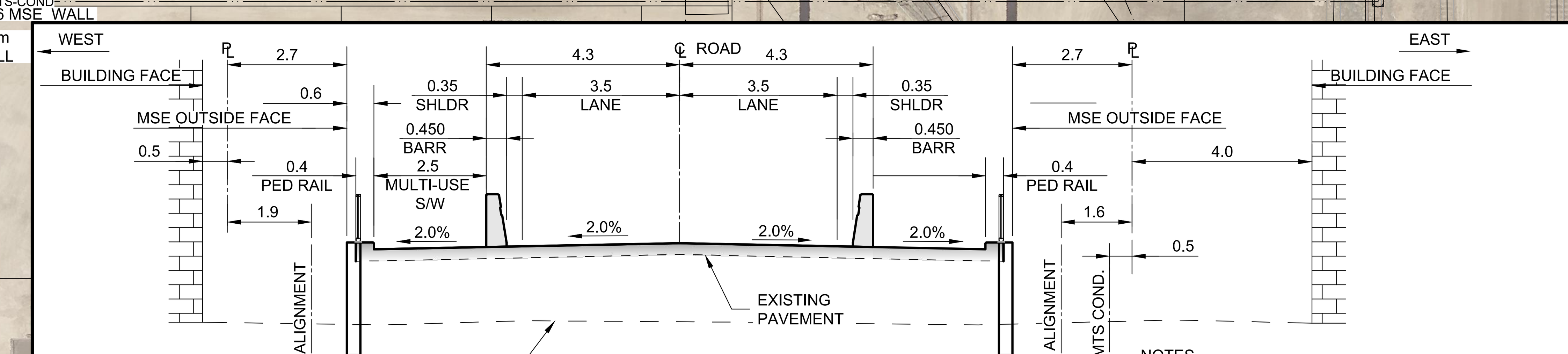

A SECTION
1 : 100

NOTES
1. WEST MSE WALL FACE 3.2m FROM BUILDING, (2.7m FURTHER SOUTH)
2. EAST MSE WALL FACE 6.7m FROM BUILDING

2 PLAN
1 : 500

NOTES
1. WATER AND WASTE WORKS - SEE SHEETS
2. UTILITY WORKS - SEE SHEETS-24,25 & 26
3. LANDSCAPE WORKS - SEE SHEETS
4. MSE WALL DETAILS - SEE SHEETS-9 & 10
5. N/W AND NE CORNERS OF LOGAN AVE. INTERSECTION ACCOMODATE MSU VEHICLE. S/W AND S/E CORNERS OF THE INTERSECTION ACCOMODATE WB-20 VEHICLES.

METRIC

WHOLE NUMBERS ARE IN MILLIMETRES
DECIMALIZED NUMBERS ARE IN METRES

LEGEND:
- PROPOSED CONCRETE PAVEMENT
- PROPOSED CONCRETE SIDEWALK/MEDIAN
- PROPOSED ASPHALT PAVEMENT
- FUTURE SIDEWALK
- PROPERTY ACQUISITION REQUIREMENTS
- PROPOSED SOD
- FUTURE PROPOSED ROADWORKS

ENGINEERS GEOSCIENTISTS MANITOBA
Certificate of Authorization
Tetra Tech Canada Inc.
No. 6499

B.M.
ELEV.

NO.	REVISIONS	DATE	BY

TETRA TECH

DESIGNED BY	DL	REVIEWED BY	JC
DRAWN BY	DD	APPROVED BY	JC
SCALE:	AS NOTED	ACCEPTED BY	DATE
DATE	24.07.03		

PRELIMINARY DRAWING
NOT TO BE USED FOR CONSTRUCTION

CONSULTANT DRAWING NO.
734-230070400-DWG-C3001-00

THE CITY OF WINNIPEG
PUBLIC WORKS DEPARTMENT

ARLINGTON BRIDGE REHABILITATION
PHASE 3 - PRELIMINARY REPORT

ARLINGTON STREET AT LOGAN AVENUE
PLAN AND PROFILE
STA. 0+100 TO STA. 0+420

CITY DRAWING NUMBER
SHEET 15 OF 29
15

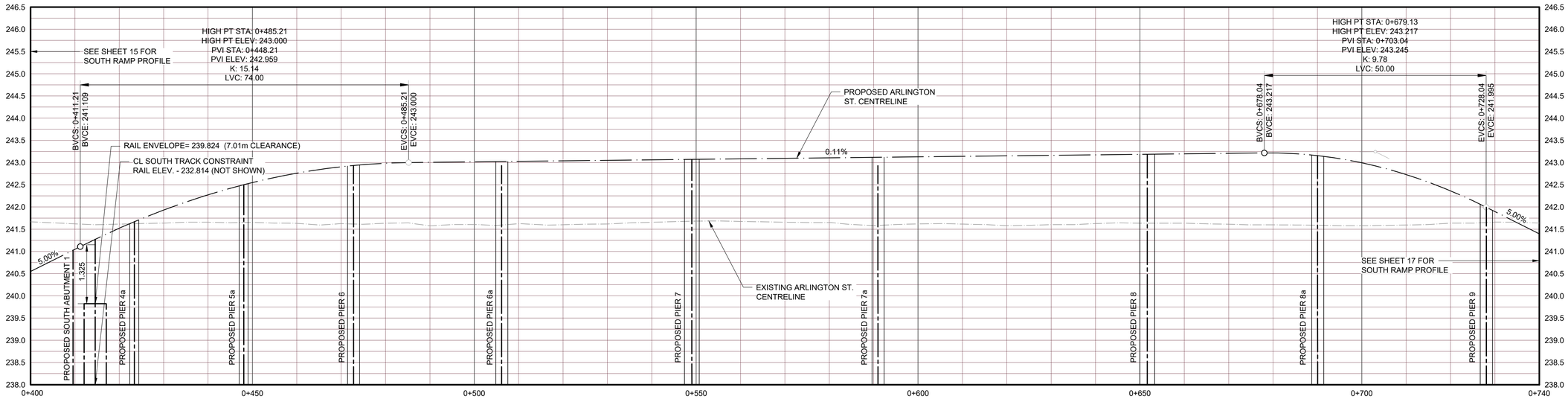

1 - PROFILE
H 1 : 500 V 1 : 50



2 - PLAN
1 : 500

LEGEND:

- PROPOSED CONCRETE PAVEMENT
- PROPOSED CONCRETE SIDEWALK/MEDIAN
- PROPOSED ASPHALT PAVEMENT
- FUTURE SIDEWALK
- PROPERTY ACQUISITION REQUIREMENTS
- PROPOSED SOD
- FUTURE PROPOSED ROADWORKS

METRIC

WHOLE NUMBERS ARE IN MILLIMETRES
DECIMALIZED NUMBERS ARE IN METRES

ENGINEERS GEOSCIENTISTS MANITOBA
Certificate of Authorization
Tetra Tech Canada Inc.
No. 6499

NO.	REVISIONS	DATE	BY
	B.M. ELEV.		

TETRA TECH

DESIGNED BY	DL	REVIEWED BY	JC
DRAWN BY	DD	APPROVED BY	JC
SCALE:	AS NOTED	ACCEPTED BY	DATE
DATE	24.07.03		

PRELIMINARY DRAWING

NOT TO BE USED FOR CONSTRUCTION

CONSULTANT DRAWING NO.
734-230070400-DWG-C3002-00

Winnipeg

THE CITY OF WINNIPEG
PUBLIC WORKS DEPARTMENT

ARLINGTON BRIDGE REHABILITATION
PHASE 3 - PRELIMINARY REPORT

CITY DRAWING NUMBER

SHEET 16 OF 29

ARLINGTON STREET
PLAN AND PROFILE
STA. 0+400 TO STA. 0+740

16

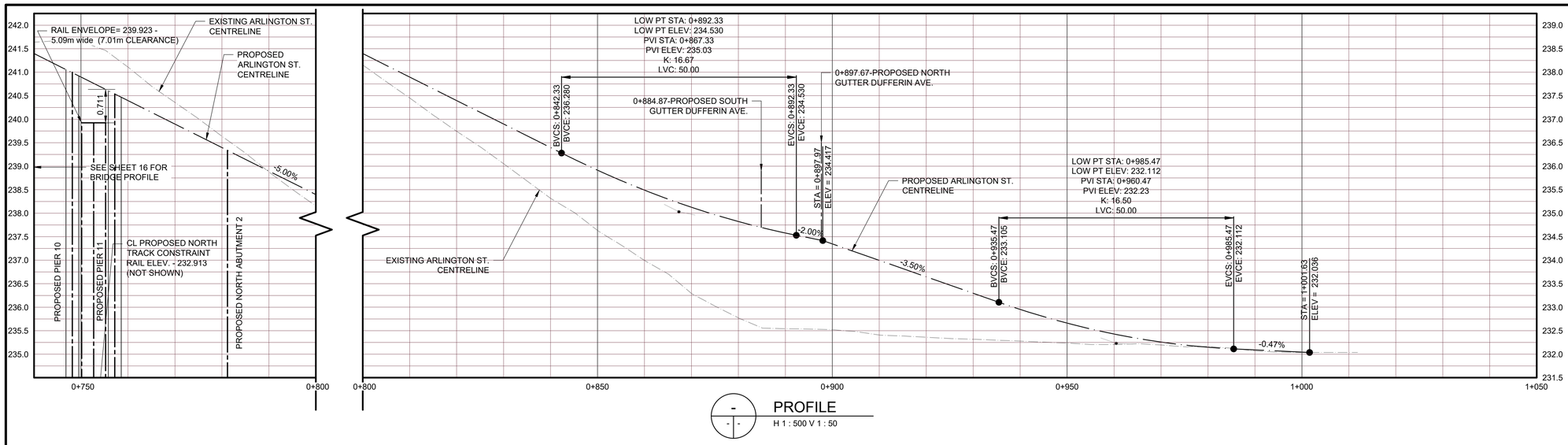

PROFILE
H 1 : 500 V 1 : 50

SEE SHEET 18 FOR CONTINUATION

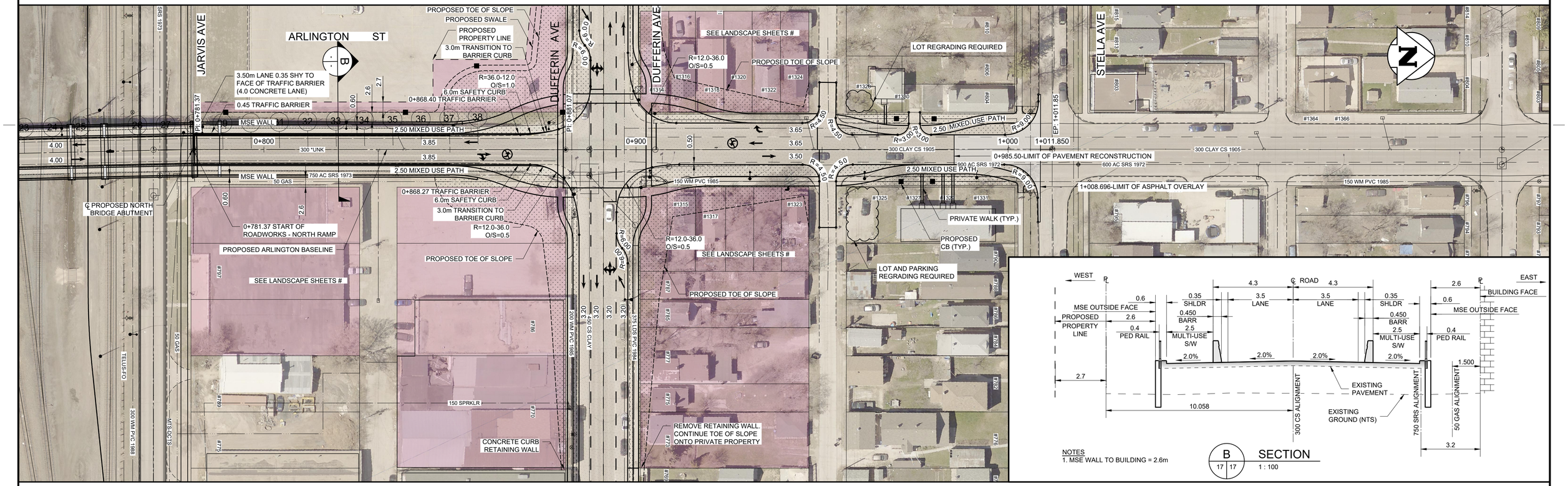

NOTES
1. MSE WALL TO BUILDING = 2.6m

B
17 | 17
SECTION
1 : 100

NOTES
1. WATER AND WASTE WORKS - SEE SHEETS
2. UTILITY WORKS - SEE SHEETS-24,25 & 26
3. LANDSCAPE WORKS - SEE SHEETS
4. MSE WALL DETAILS - SEE SHEETS-9 & 10
5. DUFFERIN INTERSECTION CORNERS ACCOMODATE A MSU VEHICLE.

METRIC
WHOLE NUMBERS ARE IN MILLIMETRES
DECIMALIZED NUMBERS ARE IN METRES

LEGEND:
- PROPOSED CONCRETE PAVEMENT
- PROPOSED CONCRETE SIDEWALK/MEDIAN
- PROPOSED ASPHALT PAVEMENT
- FUTURE SIDEWALK
- PROPERTY ACQUISITION REQUIREMENTS
- PROPOSED SOD
- FUTURE PROPOSED ROADWORKS

SEE SHEET 18 FOR CONTINUATION

PLAN
1 : 500

ENGINEERS GEOSCIENTISTS MANITOBA
Certificate of Authorization
Tetra Tech Canada Inc.
No. 6499

NO.	REVISIONS	DATE	BY

B.M.
ELEV.

TETRA TECH

DESIGNED BY	DL	REVIEWED BY	JC
DRAWN BY	DD	APPROVED BY	JC
SCALE:	AS NOTED	ACCEPTED BY	DATE
DATE	24.06.28		

PRELIMINARY DRAWING
NOT TO BE USED FOR CONSTRUCTION

CONSULTANT DRAWING NO.
734-230070400-DWG-C3003-00

Winnipeg
THE CITY OF WINNIPEG
PUBLIC WORKS DEPARTMENT

ARLINGTON BRIDGE REHABILITATION
PHASE 3 - PELIMINARY REPORT

CITY DRAWING NUMBER

SHEET 17 OF 29

ARLINGTON STREET AT DUFFERIN AVENUE
PLAN AND PROFILE - OPTION 2
STA. 0+740 TO STA. 1+050

17

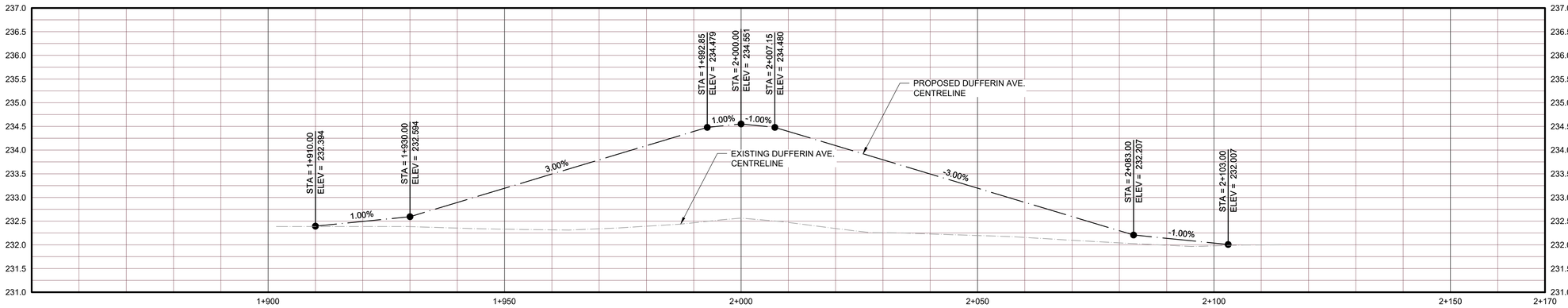

PROFILE
H 1 : 500 V 1 : 50

SEE SHEET 17 FOR CONTINUATION

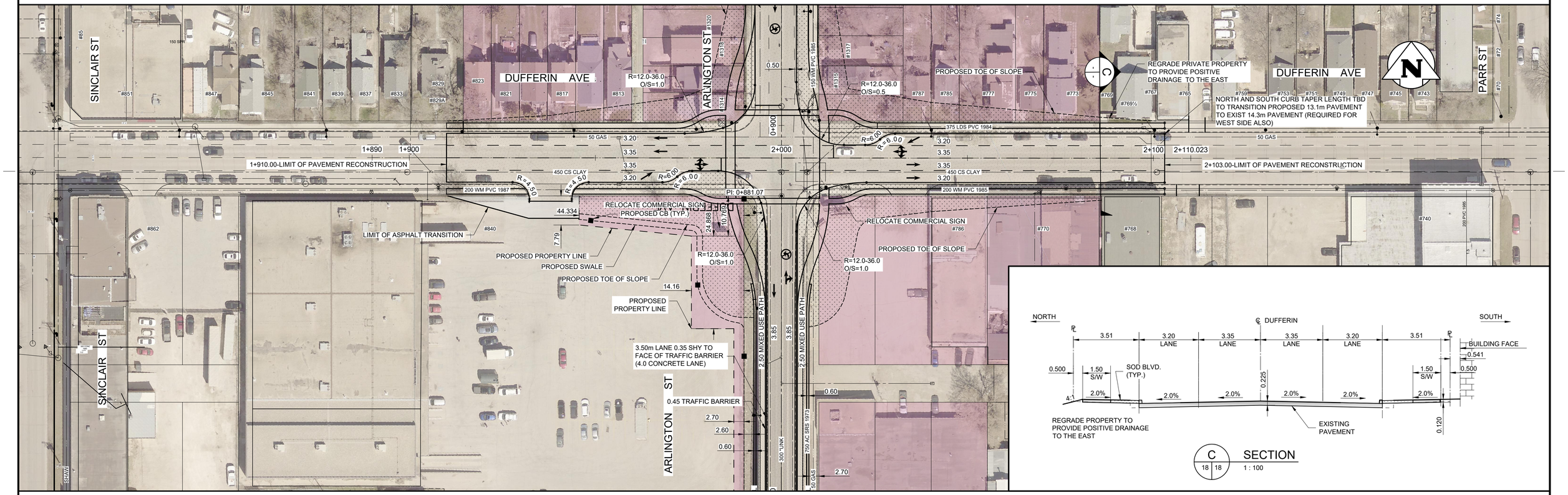

C
18 | 18
SECTION
1 : 100

SEE SHEET 17 FOR CONTINUATION

PLAN
1 : 500

NOTES
1. WATER AND WASTE WORKS - SEE SHEETS
2. UTILITY WORKS - SEE SHEETS-24,25 & 26
3. LANDSCAPE WORKS - SEE SHEETS
4. MSE WALL DETAILS - SEE SHEETS-9 & 10
5. DUFFERIN INTERSECTION CORNERS ACCOMODATE A MSU VEHICLE.

METRIC
WHOLE NUMBERS ARE IN MILLIMETRES
DECIMALIZED NUMBERS ARE IN METRES

LEGEND:
- PROPOSED CONCRETE PAVEMENT
- PROPOSED CONCRETE SIDEWALK/MEDIAN
- PROPOSED ASPHALT PAVEMENT
- FUTURE SIDEWALK
- PROPERTY ACQUISITION REQUIREMENTS
- PROPOSED SOD
- FUTURE PROPOSED ROADWORKS

ENGINEERS GEOSCIENTISTS MANITOBA
Certificate of Authorization
Tetra Tech Canada Inc.
No. 6499

B.M.
ELEV.

NO.	REVISIONS	DATE	BY

TETRA TECH

DESIGNED BY	DL	REVIEWED BY	JC
DRAWN BY	DD	APPROVED BY	JC
SCALE:	AS NOTED	ACCEPTED BY	DATE
DATE	24.07.03		

PRELIMINARY DRAWING
NOT TO BE USED FOR CONSTRUCTION

CONSULTANT DRAWING NO.
734-230070400-DWG-C3004-00

Winnipeg
THE CITY OF WINNIPEG
PUBLIC WORKS DEPARTMENT

ARLINGTON BRIDGE REHABILITATION
PHASE 3 - PRELIMINARY REPORT

CITY DRAWING NUMBER

SHEET 18 OF 29

DUFFERIN AVENUE AT ARLINGTON STREET
PLAN AND PROFILE
STA. 1+910 TO STA. 2+102.89

18

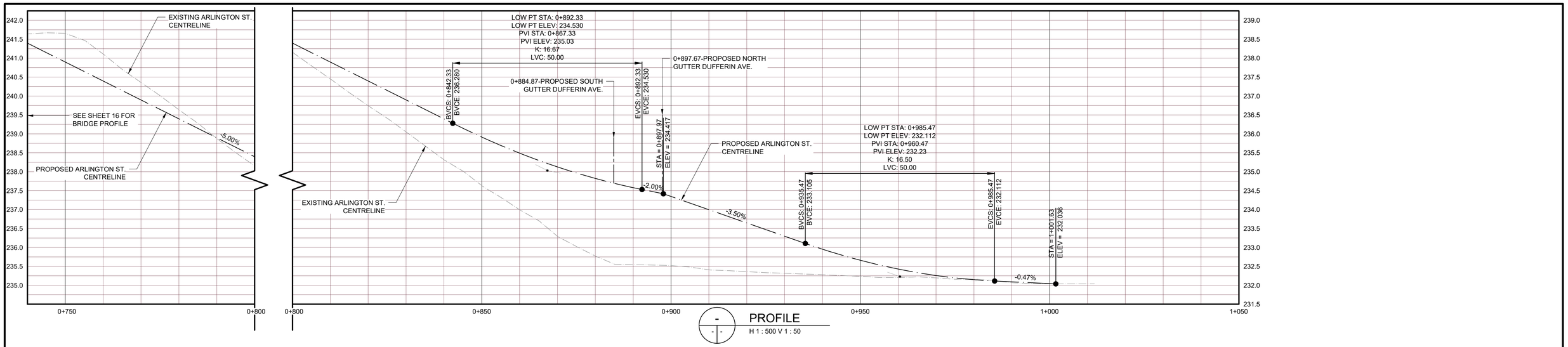

PROFILE
H 1 : 500 V 1 : 50

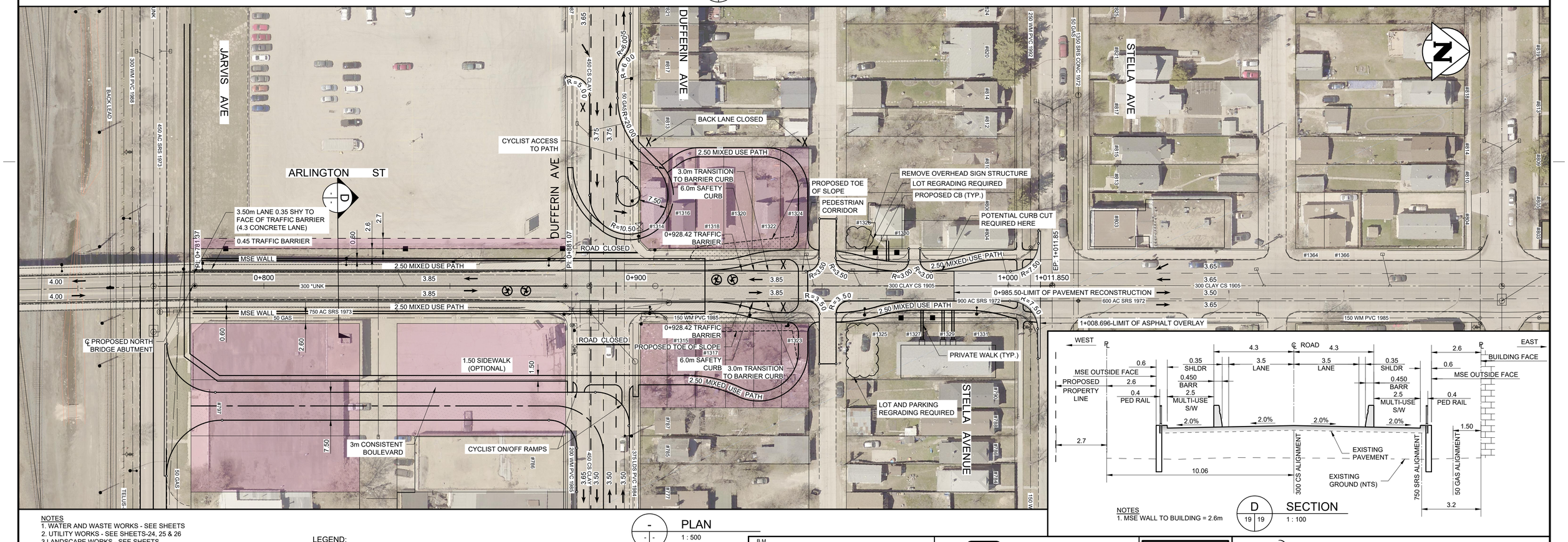

NOTES
1. MSE WALL TO BUILDING = 2.6m

D 19 19 SECTION
1 : 100

NOTES
1. WATER AND WASTE WORKS - SEE SHEETS
2. UTILITY WORKS - SEE SHEETS-24, 25 & 26
3.LANDSCAPE WORKS - SEE SHEETS
4. MSE WALL DETAILS - SEE SHEETS-9 & 10

LEGEND:
- PROPOSED CONCRETE PAVEMENT
- PROPOSED CONCRETE SIDEWALK/MEDIAN
- PROPOSED ASPHALT PAVEMENT
- FUTURE SIDEWALK
- PROPERTY ACQUISITION REQUIREMENTS
- PROPOSED SOD
- FUTURE PROPOSED ROADWORKS

METRIC
WHOLE NUMBERS ARE IN MILLIMETRES
DECIMALIZED NUMBERS ARE IN METRES

PLAN
1 : 500

ENGINEERS GEOSCIENTISTS MANITOBA
Certificate of Authorization
Tetra Tech Canada Inc.
No. 6499

NO.	REVISIONS	DATE	BY
	B.M. ELEV.		

TETRA TECH

DESIGNED BY	DL	REVIEWED BY	JC
DRAWN BY	DD	APPROVED BY	JC
SCALE:	AS NOTED	ACCEPTED BY	DATE
DATE	24.07.03		

PRELIMINARY DRAWING
NOT TO BE USED FOR CONSTRUCTION

CONSULTANT DRAWING NO.
734-230070400-DWG-C3005-00

Winnipeg
THE CITY OF WINNIPEG
PUBLIC WORKS DEPARTMENT

ARLINGTON BRIDGE REHABILITATION
PHASE 3 - PRELIMINARY REPORT

CITY DRAWING NUMBER
-

SHEET 19 OF 29

ARLINGTON STREET AT DUFFERIN AVENUE
PLAN AND PROFILE - DUFFERIN DISCONNECTED
STA. 0+781.37 TO STA.1+008.69

19



1 - 1 TRACK REALIGNMENT- PLAN

1 : 750

LEGEND:

- EXISTING PIER LOCATIONS
- PIER LOCATIONS
- CPR EXISTING TRACK LINE REMOVAL/CLOSED
- CPR REALIGNED TRACK LINE

ENGINEERS GEOSCIENTISTS MANITOBA
Certificate of Authorization
Tetra Tech Canada Inc.
No. 6499

SUB-CONSULTANT

LANYI RAIL SOLUTIONS LTD
229 BULYEA ROAD NW
EDMONTON, ALBERTA T6R 1X6

B.M.
ELEV.

NO.	REVISIONS	DATE	BY

TETRA TECH

DESIGNED BY RL	REVIEWED BY MJB
DRAWN BY RM	APPROVED BY MJB
SCALE: AS NOTED	ACCEPTED BY DATE
DATE 24.07.03	MOHAMED MADY, PH.D. P.ENG. BRIDGE PLANNING & OPERATIONS ENGINEER

PRELIMINARY DRAWING

NOT TO BE USED FOR CONSTRUCTION

CONSULTANT DRAWING NO.
734-230070400-DWG-S3020

Winnipeg

THE CITY OF WINNIPEG
PUBLIC WORKS DEPARTMENT

ARLINGTON BRIDGE REHABILITATION
PHASE 3 - PRELIMINARY REPORT

CITY DRAWING NUMBER

SHEET 20 OF 29

TRACK REALIGNMENT PLAN

20

PROPOSED BACK LEAD REALIGNMENT					
Number	Radius	Length	DEGREE OF CURVE	START STA.	END STA.
L1		26.52		STA. 0+000.00	STA. 0+026.52
C1	233.02	58.29	7.5000	STA. 0+026.52	STA. 0+084.81
L2		101.82		STA. 0+084.81	STA. 0+186.62
C2	233.02	6.51	7.5000	STA. 0+186.62	STA. 0+193.13
C4	194.24	19.31	9.0000	STA. 0+429.67	STA. 0+448.98
L5		31.71		STA. 0+448.98	STA. 0+480.69
C5	194.24	22.47	9.0000	STA. 0+480.69	STA. 0+503.16
L6		2.61		STA. 0+503.16	STA. 0+505.77

1 BACK LEAD TRACK REALIGNMENT- PLAN
1 : 750

LEGEND:

- EXISTING PIER LOCATIONS
- PIER LOCATIONS
- CPR EXISTING TRACK LINE REMOVAL/CLOSED
- CPR REALIGNED TRACK LINE

ENGINEERS GEOSCIENTISTS MANITOBA
Certificate of Authorization
Tetra Tech Canada Inc.
No. 6499

SUB-CONSULTANT
LANYI RAIL SOLUTIONS LTD
229 BULYEA ROAD NW
EDMONTON, ALBERTA T6R 1X6

B.M.
ELEV.

NO.	REVISIONS	DATE	BY

TETRA TECH

DESIGNED BY	RL	REVIEWED BY	MJB
DRAWN BY	RM	APPROVED BY	MJB
SCALE:	AS NOTED	ACCEPTED BY	DATE
DATE	24.07.03	MOHAMED MADY, PH.D, P.ENG. BRIDGE PLANNING & OPERATIONS ENGINEER	

PRELIMINARY DRAWING
NOT TO BE USED FOR CONSTRUCTION

CONSULTANT DRAWING NO.
734-230070400-DWG-S3021

THE CITY OF WINNIPEG
PUBLIC WORKS DEPARTMENT

ARLINGTON BRIDGE REHABILITATION
PHASE 3 - PRELIMINARY REPORT

CITY DRAWING NUMBER

SHEET 21 OF 29

BACK LEAD TRACK REALIGNMENT PLAN

21

PROPOSED REALIGNMENT TRACK FG02					
Number	Radius	Length	DEGREE OF CURVE	START STA.	END STA.
C14	194.24	6.06	9.0000	STA. 2+000.00	STA. 2+006.06
L13		29.57		STA. 2+006.06	STA. 2+035.64
C15	194.24	6.10	9.0000	STA. 2+035.64	STA. 2+041.73
L14		24.54		STA. 2+041.73	STA. 2+066.27
C16	194.24	11.19	9.0000	STA. 2+066.27	STA. 2+077.46
L15		8.67		STA. 2+077.46	STA. 2+086.13
C17	194.24	12.01	9.0000	STA. 2+086.13	STA. 2+098.15

PROPOSED REALIGNMENT TRACK FG03					
Number	Radius	Length	DEGREE OF CURVE	START STA.	END STA.
C10	194.24	11.43	9.0000	STA. 3+000.00	STA. 3+011.43
L10		27.04		STA. 3+011.43	STA. 3+038.47
C11	194.24	11.54	9.0000	STA. 3+038.47	STA. 3+050.01
L11		20.61		STA. 3+050.01	STA. 3+070.61
C12	194.24	13.60	9.0000	STA. 3+070.61	STA. 3+084.21
L12		16.86		STA. 3+084.21	STA. 3+101.07
C13	194.24	14.65	9.0000	STA. 3+101.07	STA. 3+115.72

PROPOSED REALIGNMENT TRACK FG04					
Number	Radius	Length	DEGREE OF CURVE	START STA.	END STA.
C6	194.24	8.34	9.0000	STA. 4+000.00	STA. 4+008.34
L7		19.25		STA. 4+008.34	STA. 4+027.59
C7	194.24	8.66	9.0000	STA. 4+027.59	STA. 4+036.25
L8		24.90		STA. 4+036.25	STA. 4+061.15
C8	194.24	7.90	9.0000	STA. 4+061.15	STA. 4+069.04
L9		22.21		STA. 4+069.04	STA. 4+091.26
C9	194.24	7.25	9.0000	STA. 4+091.26	STA. 4+098.50

NOTES:

1. DIMENSIONS ARE IN METERS, ELEVATIONS AND STATIONS ARE IN METERS, UNLESS NOTED OTHERWISE.

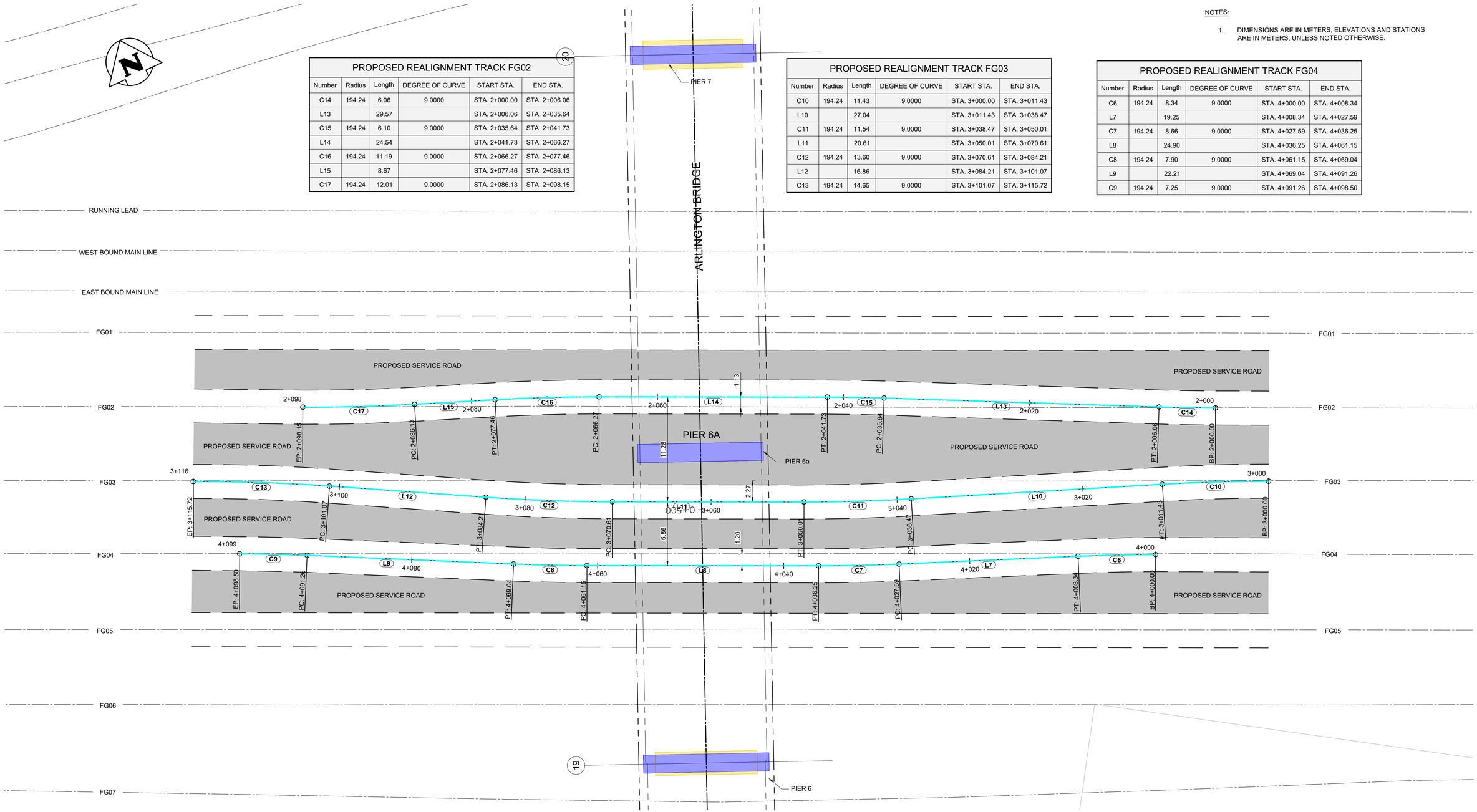

1 / - - TRACK REALIGNMENTS AT PIER 6a - PLAN

1 : 200

LEGEND:

- EXISTING PIER LOCATIONS
- PIER LOCATIONS
- CPR REALIGNED TRACK LINE

ENGINEERS GEOSCIENTISTS MANITOBA
Certificate of Authorization
Tetra Tech Canada Inc.
No. 6499

SUB-CONSULTANT

LANYI RAIL SOLUTIONS LTD
229 BULYEA ROAD NW
EDMONTON, ALBERTA T6R 1X6

B.M.
ELEV.

NO.	REVISIONS	DATE	BY

TETRA TECH

DESIGNED BY	RL	REVIEWED BY	MJB
DRAWN BY	RM	APPROVED BY	MJB
SCALE:	AS NOTED	ACCEPTED BY	DATE
DATE	24.07.03	MOHAMED MADY, PH.D. P.ENG BRIDGE PLANNING & OPERATIONS ENGINEER	

PRELIMINARY DRAWING

NOT TO BE USED FOR CONSTRUCTION

CONSULTANT DRAWING NO.
734-230070400-DWG-S3022

Winnipeg

THE CITY OF WINNIPEG
PUBLIC WORKS DEPARTMENT

ARLINGTON BRIDGE REHABILITATION
PHASE 3 - PRELIMINARY REPORT

CITY DRAWING NUMBER

SHEET 22 OF 29

TRACK REALIGNMENTS AT PIER 6a

22

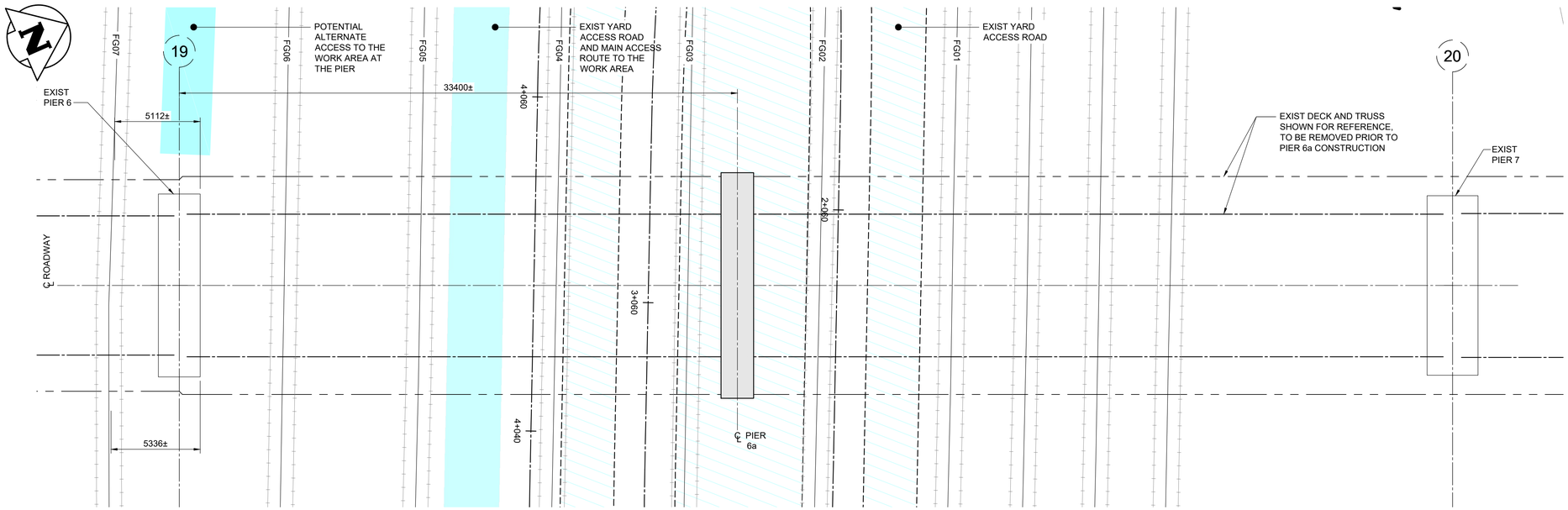

1 EXISTING PARTIAL PLAN AT PIER 6a
1 : 150

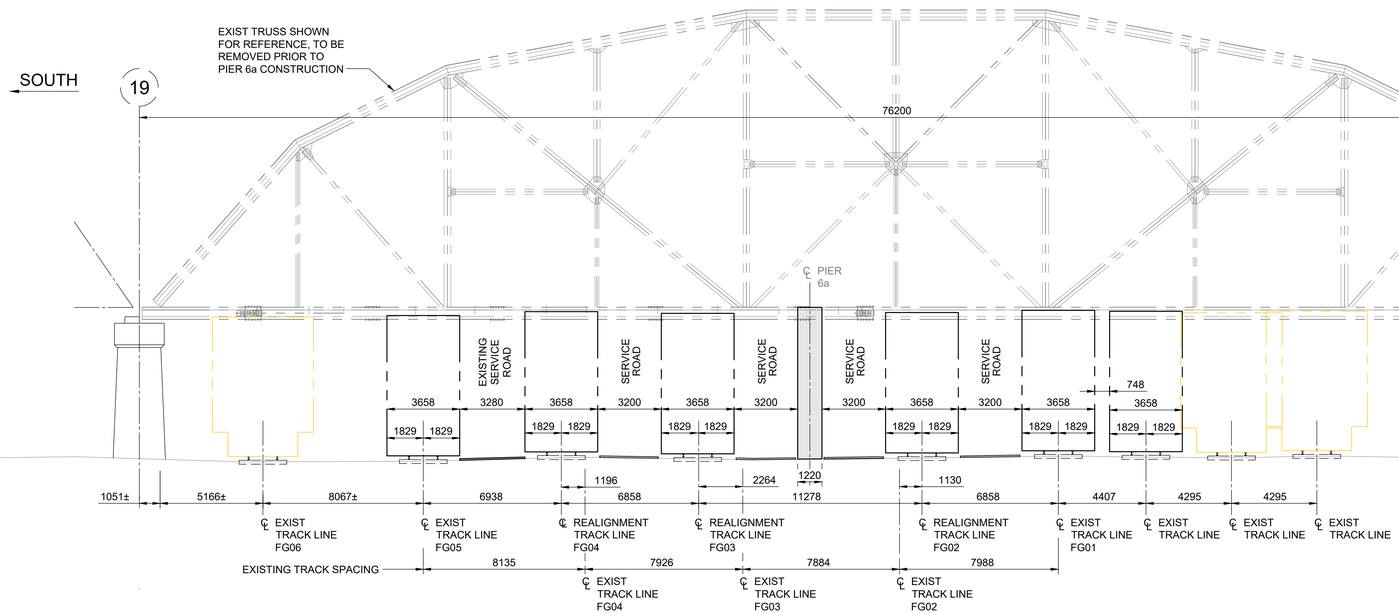

2 EXISTING PARTIAL EAST ELEVATION VIEW
1 : 150

NOTES:

1. DIMENSIONS ARE IN METERS, ELEVATIONS AND STATIONS ARE IN METERS, UNLESS NOTED OTHERWISE.

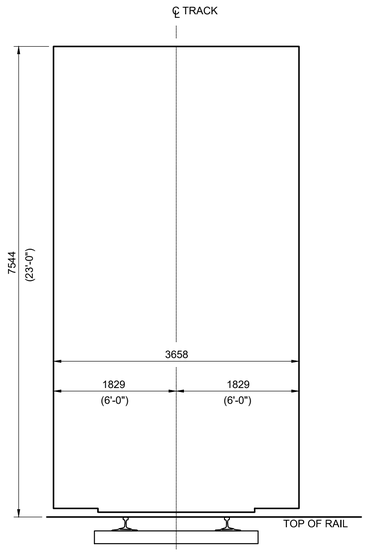

3 CLEARANCE ENVELOPE
N.T.S.

ENGINEERS GEOSCIENTISTS MANITOBA
Certificate of Authorization
Tetra Tech Canada Inc.
No. 6499

SUB-CONSULTANT
LANYI RAIL SOLUTIONS LTD
229 BULYEA ROAD NW
EDMONTON, ALBERTA T6R 1X6

NO.	REVISIONS	DATE	BY
	B.M. ELEV.		

TETRA TECH

DESIGNED BY	RL	REVIEWED BY	MJB
DRAWN BY	RM	APPROVED BY	MJB
SCALE:	AS NOTED	ACCEPTED BY	DATE
DATE	24.07.03	MOHAMED MADY, PH.D. P.ENG. BRIDGE PLANNING & OPERATIONS ENGINEER	

PRELIMINARY DRAWING
NOT TO BE USED FOR CONSTRUCTION

CONSULTANT DRAWING NO.
734-230070400-DWG-S3023

Winnipeg
THE CITY OF WINNIPEG
PUBLIC WORKS DEPARTMENT

ARLINGTON BRIDGE REHABILITATION
PHASE 3 - PRELIMINARY REPORT

CITY DRAWING NUMBER

SHEET 23 OF 29

TRACK REALIGNMENTS AT PIER 6A
PARTIAL PLAN AND EAST ELEVATION

23

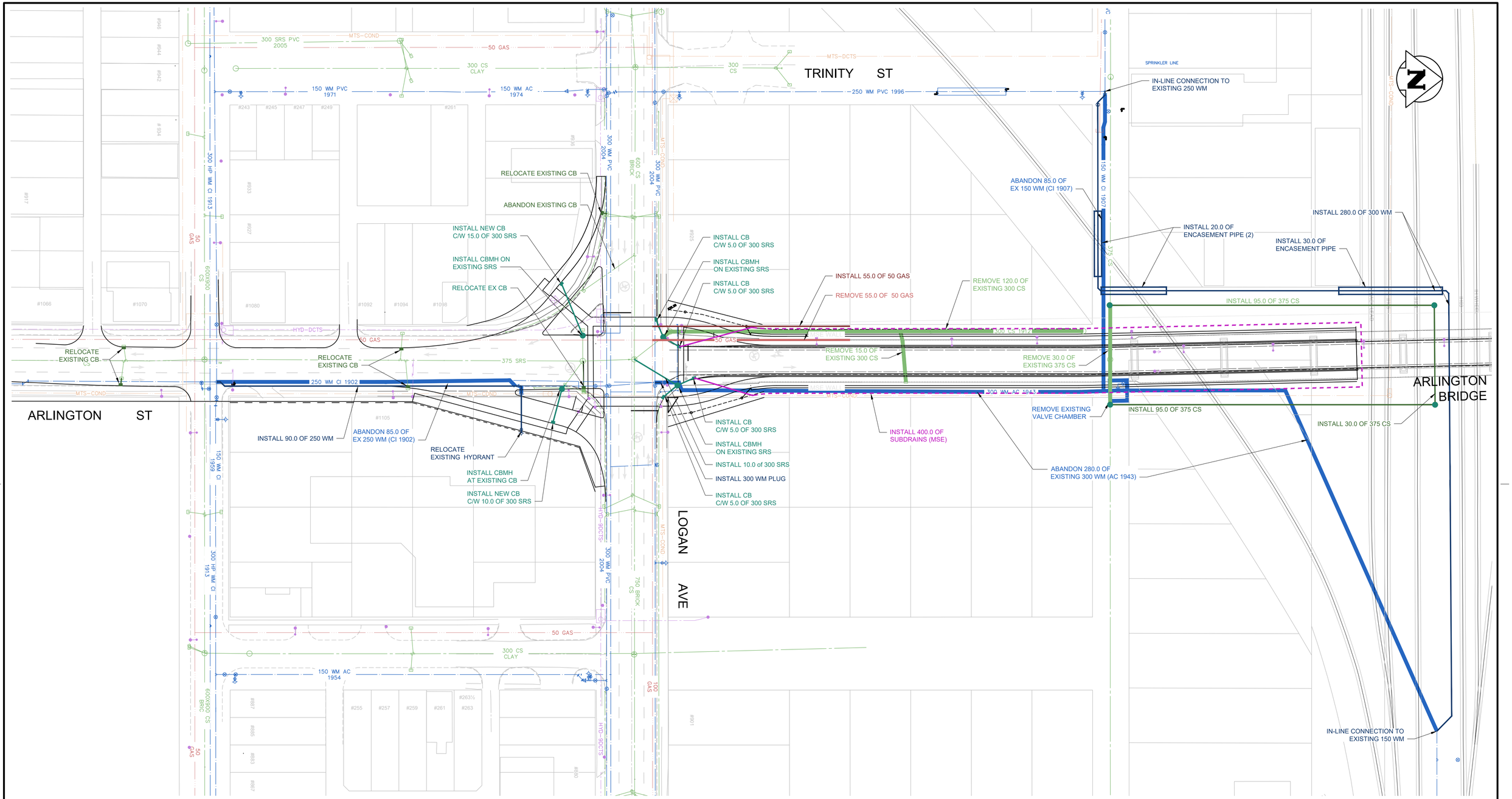

LEGEND:

- PROPOSED SEWER (COMBINED SEWER)
- PROPOSED STORM RELIEF SEWER
- PROPOSED SUBDRAIN
- PROPOSED WATERMAIN
- PROPOSED GAS LINE
- PROPOSED CATCHBASIN
- PROPOSED MANHOLE
- COMBINED SEWER TO BE ABANDONED
- STORM RELIEF SEWER TO BE ABANDONED
- WATERMAIN TO BE ABANDONED
- GAS LINE TO BE ABANDONED

5 0 10
H = 1:500

B.M.
ELEV.

NO.	REVISIONS	DATE	BY

TETRA TECH

DESIGNED BY TRC	REVIEWED BY IJM
DRAWN BY GMD	APPROVED BY
SCALE: AS NOTED	ACCEPTED BY DATE
DATE 24.06.14	

PRELIMINARY DRAWING

NOT TO BE USED FOR CONSTRUCTION

CONSULTANT DRAWING NO.
734-230070400-DWG-C3101

Winnipeg

THE CITY OF WINNIPEG
PUBLIC WORKS DEPARTMENT

ARLINGTON BRIDGE REHABILITATION
PHASE 3 - PRELIMINARY REPORT

CITY DRAWING NUMBER

SHEET 24 OF 29

ARLINGTON-LOGAN INTERSECTION OPTION 1C
PLAN
UTILITY WORKS

24

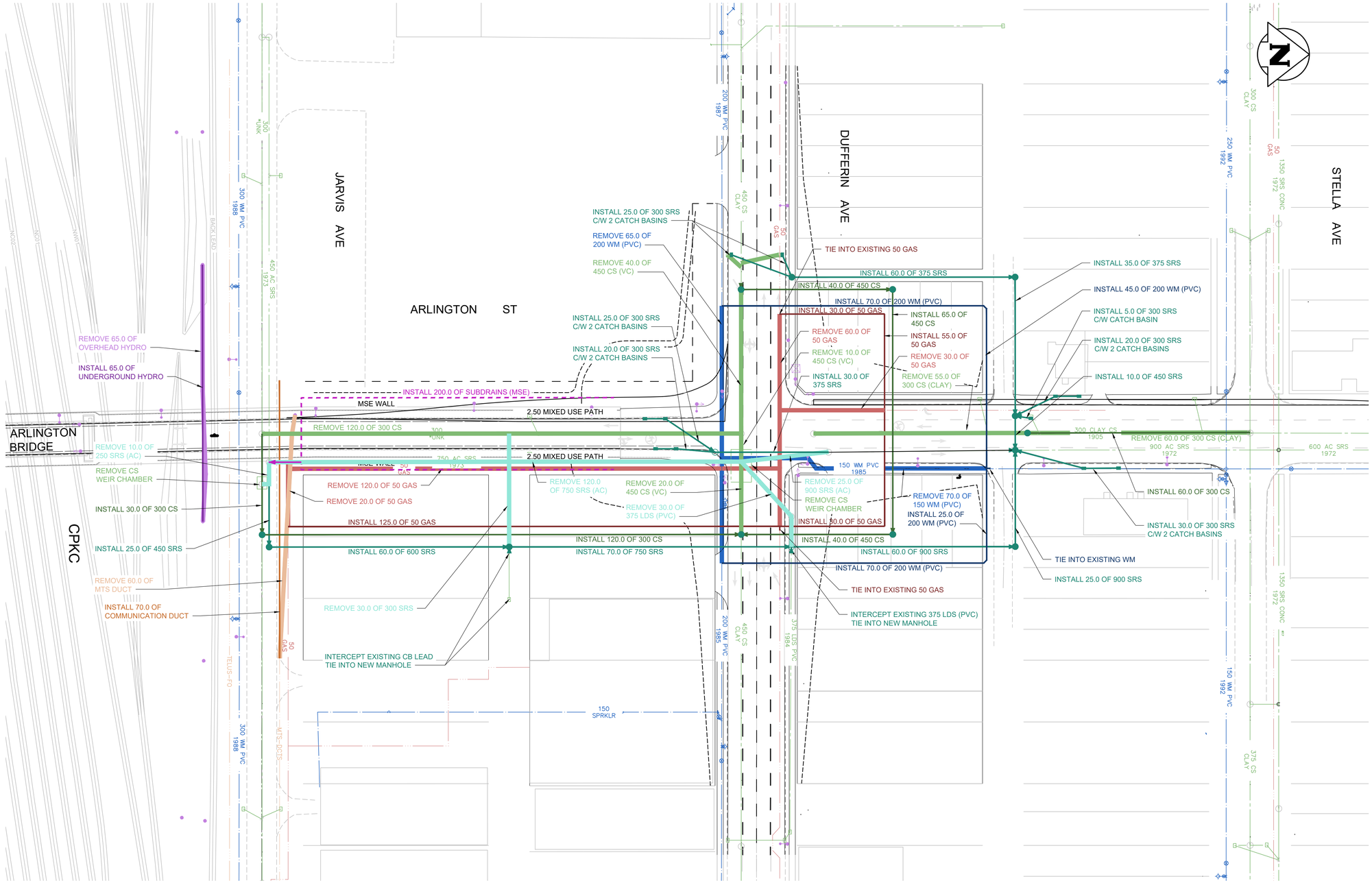

LEGEND:

- PROPOSED SEWER (COMBINED SEWER)
- PROPOSED STORM RELIEF SEWER
- PROPOSED SUBDRAIN
- PROPOSED WATERMAIN
- PROPOSED COMMUNICATION DUCT
- PROPOSED HYDRO LINE
- PROPOSED GAS LINE
- PROPOSED CATCHBASIN
- PROPOSED MANHOLE
- COMBINED SEWER TO BE ABANDONED
- STORM RELIEF SEWER TO BE ABANDONED
- WATERMAIN TO BE ABANDONED
- MTS DUCT TO BE ABANDONED
- HYDRO LINE TO BE ABANDONED
- GAS LINE TO BE ABANDONED

B.M.
ELEV.

NO.	REVISIONS	DATE	BY

TETRA TECH

DESIGNED BY TRC	REVIEWED BY IJM
DRAWN BY GMD	APPROVED BY
SCALE: AS NOTED	ACCEPTED BY DATE
DATE 24.05.08	

PRELIMINARY DRAWING

NOT TO BE USED FOR CONSTRUCTION

CONSULTANT DRAWING NO.
734-230070400-DWG-C3102

Winnipeg

THE CITY OF WINNIPEG
PUBLIC WORKS DEPARTMENT

ARLINGTON BRIDGE REHABILITATION
PHASE 3 - PRELIMINARY REPORT

CITY DRAWING NUMBER

SHEET 25 OF 29

ARLINGTON-DUFFERIN INTERSECTION OPTION 2
PLAN
UTILITIES

25

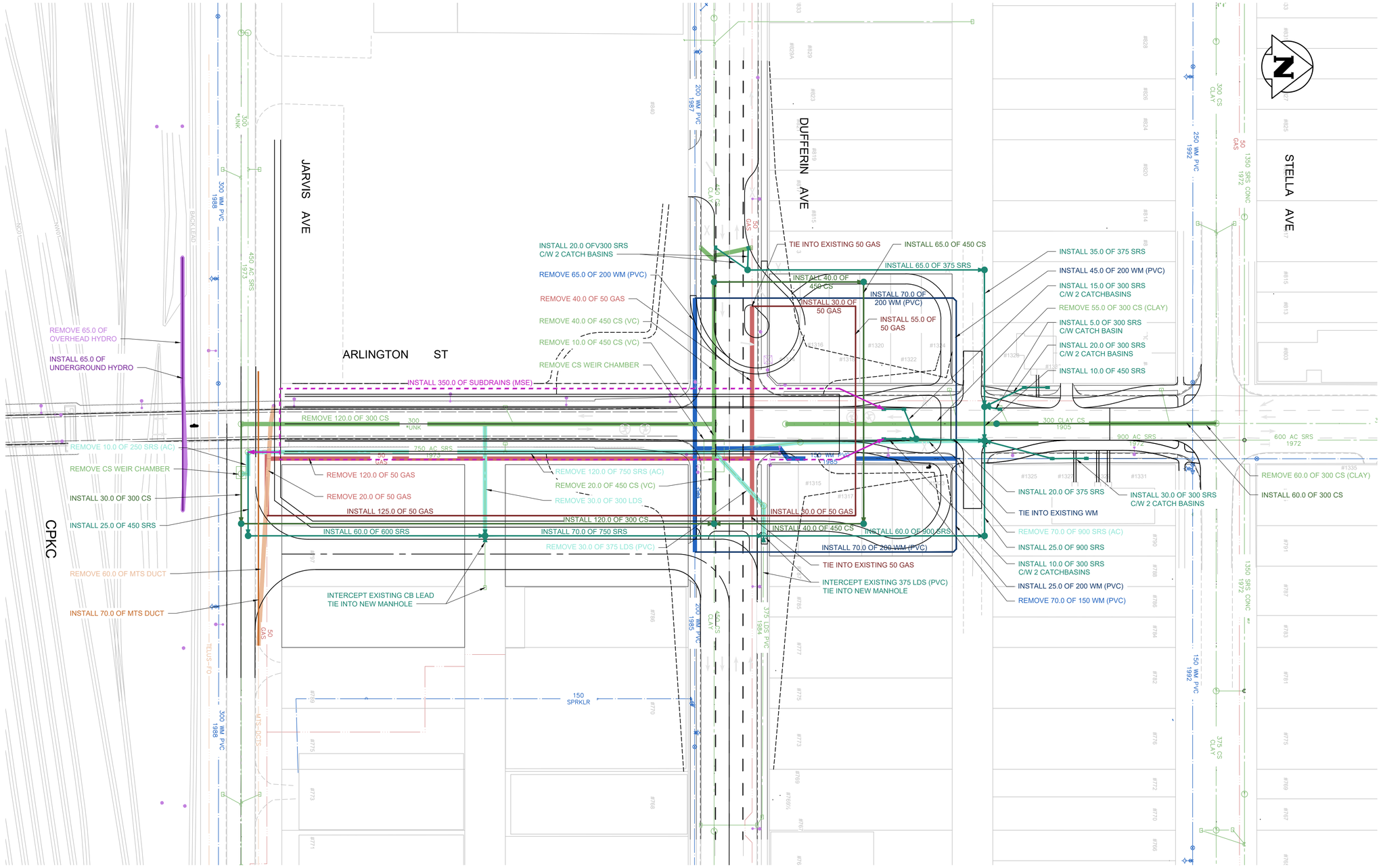

LEGEND:

- PROPOSED SEWER (COMBINED SEWER)
- PROPOSED STORM RELIEF SEWER
- PROPOSED SUBDRAIN
- PROPOSED WATERMAIN
- PROPOSED COMMUNICATION DUCT
- PROPOSED HYDRO LINE
- PROPOSED GAS LINE
- PROPOSED CATCHBASIN
- PROPOSED MANHOLE
- COMBINED SEWER TO BE ABANDONED
- STORM RELIEF SEWER TO BE ABANDONED
- WATERMAIN TO BE ABANDONED
- MTS DUCT TO BE ABANDONED
- HYDRO LINE TO BE ABANDONED
- GAS LINE TO BE ABANDONED

B.M.
ELEV.

NO.	REVISIONS	DATE	BY

TETRA TECH

DESIGNED BY TRC	REVIEWED BY IJM
DRAWN BY GMD	APPROVED BY
SCALE: AS NOTED	ACCEPTED BY DATE
DATE 24.06.10	

PRELIMINARY DRAWING

NOT TO BE USED FOR CONSTRUCTION

CONSULTANT DRAWING NO.
734-230070400-DWG-C3103

THE CITY OF WINNIPEG
PUBLIC WORKS DEPARTMENT

ARLINGTON BRIDGE REHABILITATION
PHASE 3 - PRELIMINARY REPORT

CITY DRAWING NUMBER
-

SHEET 26 OF 29

ARLINGTON-DUFFERIN INTERSECTION OPTION 2A
PLAN
UTILITIES

26

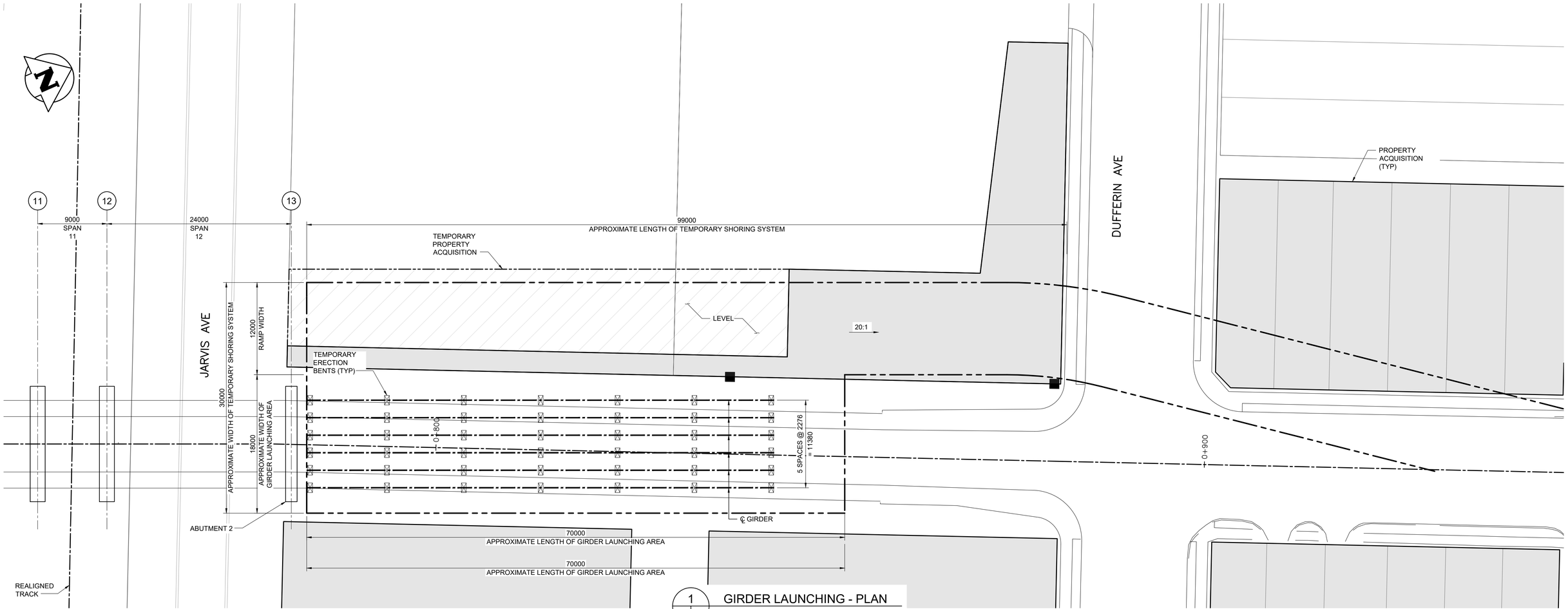

1 - - GIRDER LAUNCHING - PLAN

1 : 250

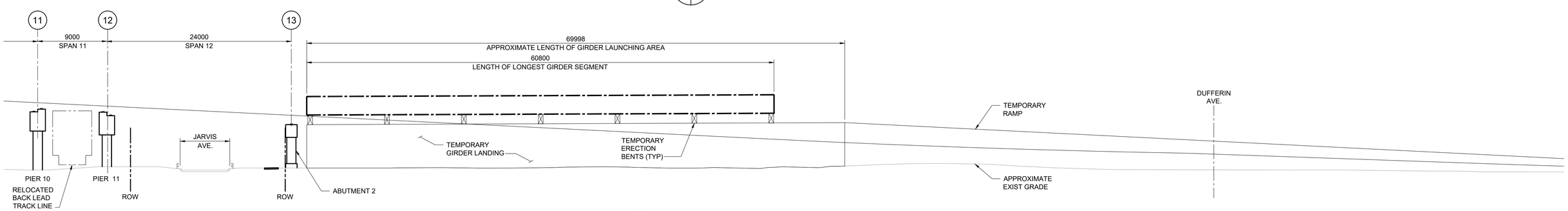

2 - - GIRDER LAUNCHING - EAST ELEVATION

1 : 250

ENGINEERS GEOSCIENTISTS MANITOBA
Certificate of Authorization
Tetra Tech Canada Inc.
No. 6499

B.M.
ELEV.

NO.	REVISIONS	DATE	BY

TETRA TECH

DESIGNED BY	KA	REVIEWED BY	MJB
DRAWN BY	EV	APPROVED BY	MJB
SCALE:	AS NOTED	ACCEPTED BY	DATE
DATE	24.07.03	MOHAMED MADY, PH.D. P.ENG. BRIDGE PLANNING & OPERATIONS ENGINEER	

PRELIMINARY DRAWING

NOT TO BE USED FOR CONSTRUCTION

CONSULTANT DRAWING NO.
734-230070400-DWG-S3027

Winnipeg

THE CITY OF WINNIPEG
PUBLIC WORKS DEPARTMENT

ARLINGTON BRIDGE REHABILITATION
PHASE 3 - PRELIMINARY REPORT

CITY DRAWING NUMBER

SHEET 27 OF 29

GIRDER LAUNCHING
PARTIAL PLAN AND ELEVATION

27

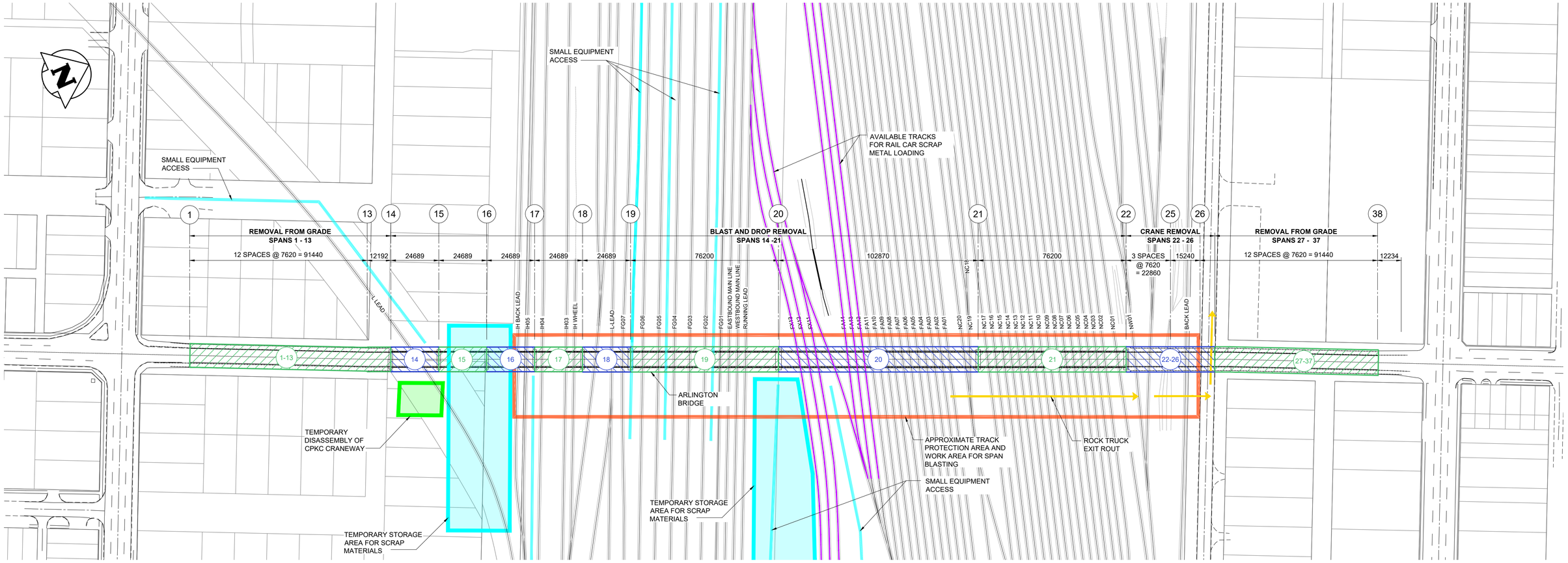

1 - - DECOMMISSIONING - PLAN

1 : 1000

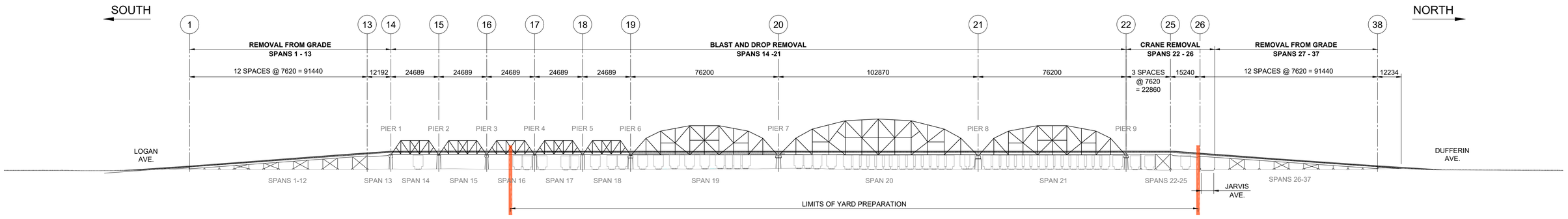

2 - - DECOMMISSIONING - EAST ELEVATION

1 : 1000

NOTES:

1. SPANS 14-21 ARE TO BE REMOVED VIA BLAST AND DROP METHOD. SPANS TO BE REMOVED ONE AT A TIME.
2. SPANS 22-26 ARE TO BE REMOVED VIA CRANE PICK AND DROP ON JARVIS FOR DESTRUCTION.
3. SPANS 1-13, 27-37 ARE TO BE REMOVED VIA SHOP AND DROP METHOD FROM GRADE.
4. MINIMUM TRACK PROTECTION FOR BLASTING AS SHOW IN DETAIL 3 ON DRAWING 29.
5. SPANS 14-26 SHALL BE PARTIAL DISMANTLED AS SHOWN IN DETAIL 1 ON DRAWING 29 PRIOR TO BLASTING.
6. CONTRACTOR TO PREPARE AND SUBMIT BLASTING PLAN FOR EACH TRUSS, INCLUDING DETAILED SCHEDULE AND REQUIRED PREPARATION WORKS.
7. CONTRACTOR TO PREPARE AND SUBMIT REMOVAL PLAN FOR SPANS 1-13 AND 27-37 INCLUDING SCHEDULE.
8. CONTRACTOR TO PREPARE AND SUBMIT REMOVAL PLAN FOR SPANS 1-13 AND 27-37 INCLUDING SCHEDULE.
9. ALL REMOVAL PLANS TO BE SIGNED AND SEALED BY A PROFESSIONAL ENGINEER REGISTERED IN THE PROVINCE OF MANITOBA.
10. TRUSS SPANS TO BE DRIPPED, DEMOLISHED AND TRACK CLEARED WITHIN A 48 HOUR PERIOD.
11. ALL SPAN REMOVAL SPANS AND ACTIVITIES REQUIRED WITHIN THE CPKC WINNIPEG YARD IS SUBJECT TO CPKC RAILWAY REVIEW AND ACCEPTANCE PRIOR TO WORKS COMPLETED.
12. CPKC CRANEWAY TO BE TEMPORARILY DISMANTLED FOR SPAN 14 REMOVAL.
13. CONTRACTOR TO SUBMIT A CRANEWAY REMOVAL PLAN TO CPKC RAILWAY REVIEW.
14. CONTRACTOR TO REMOVAL PLANS TO INCLUDE: EQUIPMENT, ACCESS, NUMBER OF WORKERS, PREPARATION ACTIVITIES, LAYDOWN AREAS, AND AL THINGS NECESSARY TO COMPLETE THE SPAN REMOVAL.
15. CONTRACTOR TO PREPARE PIER REMOVAL PLANS FOR EACH PIER. PIER REMOVAL CANNOT OCCUR SIMULTANEOUSLY.
16. PIER REMOVAL PLANS SHALL INCLUDE THE SAME INFORMATION AS THE SPAN REMOVAL PLANS.

ENGINEERS GEOSCIENTISTS MANITOBA
Certificate of Authorization
Tetra Tech Canada Inc.
No. 6499

B.M.			
ELEV.			
NO.	REVISIONS	DATE	BY

TETRA TECH

DESIGNED BY	KA	REVIEWED BY	MJB
DRAWN BY	EV	APPROVED BY	MJB
SCALE:	AS NOTED	ACCEPTED BY	DATE
DATE	24.07.03	MOHAMED MADY, PH.D. P.ENG BRIDGE PLANNING & OPERATIONS ENGINEER	

PRELIMINARY DRAWING

NOT TO BE USED FOR CONSTRUCTION

CONSULTANT DRAWING NO.
734-230070400-DWG-S3028

Winnipeg

THE CITY OF WINNIPEG
PUBLIC WORKS DEPARTMENT

ARLINGTON BRIDGE REHABILITATION
PHASE 3 - PRELIMINARY REPORT

DECOMMISSIONING PLAN AND ELEVATION

CITY DRAWING NUMBER

SHEET 28 OF 29

28

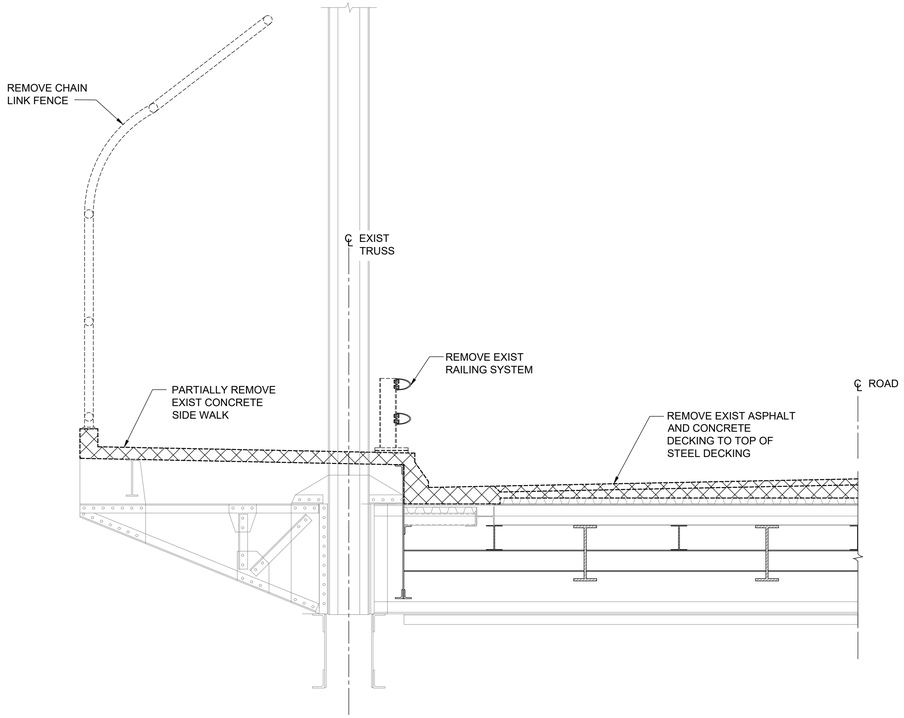

1 PARTIAL DISMANTLING DETAIL PRIOR TO BLASTING

1:25

- SHOWN AT SPAN 19, SYMMETRICALLY ABOUT CENTERLINE, SPANS 14-26 ARE SIMILAR

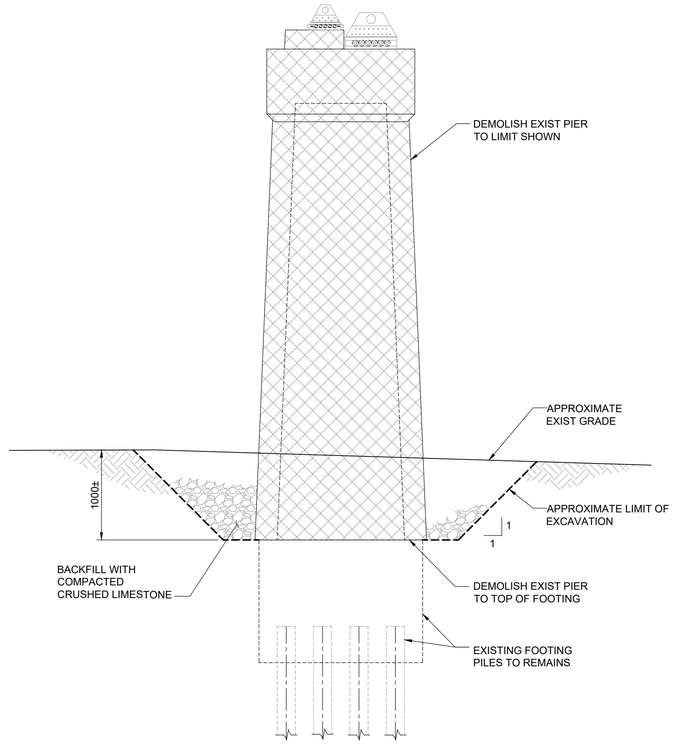

2 EXIST PIER DEMOLITION END ELEVATION

1:50

- SHOWN AT PIER 6, OTHER PIER LOCATIONS DEMOLITION SIMILAR METHODOLOGY

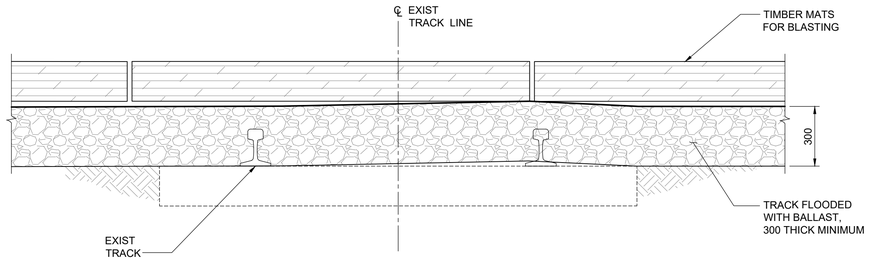

3 MINIMUM TRACK PROTECTION FOR BLASTING DETAIL

1:15

- SHOWN FOR SINGLE TRACK, TOTAL AREA TO COVER IS SPAN BASED. SPANS 14-21 ARE TO BE REMOVED VIA BLAST AND DROP METHOD.

ENGINEERS GEOSCIENTISTS MANITOBA
Certificate of Authorization
Tetra Tech Canada Inc.
No. 6499

NO.	REVISIONS	DATE	BY

B.M. ELEV.

TETRA TECH

DESIGNED BY	KA	REVIEWED BY	MJB
DRAWN BY	EV	APPROVED BY	MJB
SCALE:	AS NOTED	ACCEPTED BY	DATE
DATE	24.07.03	MOHAMED MADY, PH.D. P.ENG. BRIDGE PLANNING & OPERATIONS ENGINEER	

PRELIMINARY DRAWING

NOT TO BE USED FOR CONSTRUCTION

CONSULTANT DRAWING NO.
734-230070400-DWG-S3029

Winnipeg

THE CITY OF WINNIPEG
PUBLIC WORKS DEPARTMENT

ARLINGTON BRIDGE REHABILITATION
PHASE 3 - PRELIMINARY REPORT

CITY DRAWING NUMBER

SHEET 29 OF 29

DECOMMISSIONING DETAILS

29

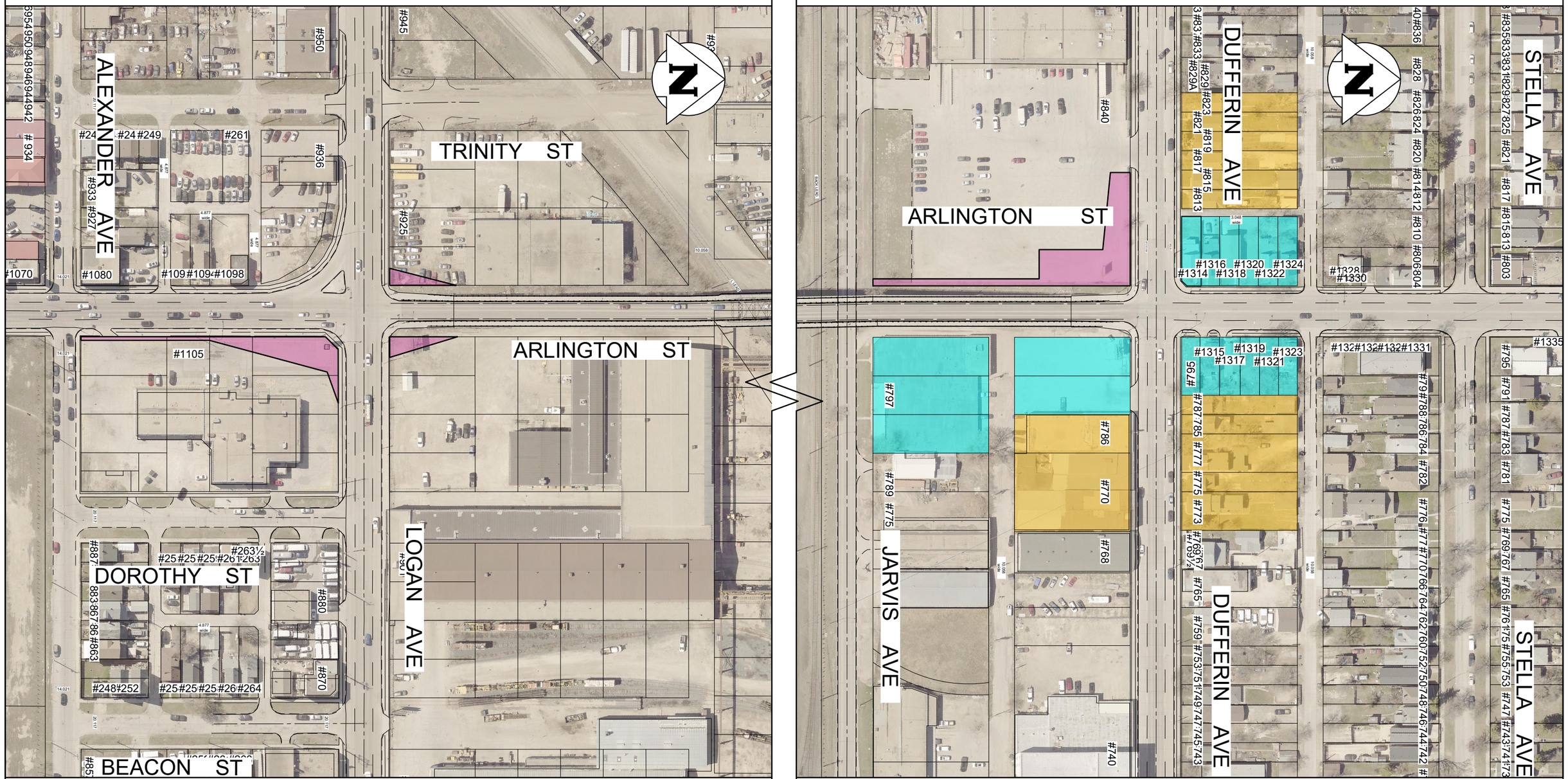

15 0 30

Horizontal

A BETTER BRIDGE FOR ARLINGTON

LEGEND:

- FULL PROPERTY ACQUISITION
- PARTIAL PROPERTY ACQUISITION
- PROPERTY ACQUISITION FOR DUFFERIN CONNECTION

THE CITY OF WINNIPEG
PUBLIC WORKS DEPARTMENT

TETRA TECH

PROJECT NAME:
ARLINGTON BRIDGE REHABILITATION

DRAWING DESCRIPTION:
PHASE-3
PROPERTY IMPACT - ALL REQUIRED PROPERTIES

PROJECT NO: 734-2300070400
SHEET NO: SKT-C0031
REV: A

B (279 x 431)

3D MODEL REF No:

TT DOCUMENT I.D. No: