Winnipeg

Supplement to the 2025 Preliminary Budget



Photo: Kristhine Guerrero, courtesy Tourism Winnipeg

City of Winnipeg

Supplement to the 2025 Preliminary Budget

Winnipeg, Manitoba, Canada

The City of Winnipeg

Winnipeg, Manitoba

Telephone Number: 311

Toll Free: 1-877-311-4WPG (4974)

www.winnipeg.ca

This page intentionally left blank

Table of Contents



Arial photo of Downtown Winnipeg

Reader's Guide 7

Capital Project Summary

Summary of Capital Program 11
Summary of Financing Sources 12
Tax Supported, Transit, and Municipal Accommodations 15
Self-Supporting Utilities 31
Special Operating Agencies 34

Capital Project Detail

Tax Supported, Transit, and Municipal Accommodations 37
Self-Supporting Utilities 240
Special Operating Agencies 289

Appendices

A. Basis of Budgeting 299
B. Major Capital Projects 301
C. Cost Estimate Classification 303
D. Transfers from Other Capital Accounts 305
E. Public Private Partnership Payments as a Percentage of Cash to Capital / Canada Community-Building Fund 307
F. Capital Projects Funded by the Canada Community-Building Fund 309
G. Capital Projects Funded by the Province of Manitoba Infrastructure Funding 311
H. Active Transportation Projects 315
I. Service Based Budget Alignment to Strategic Plans 317
J. Service Based Budget – Services by Policy Area 321
K. Financial Management Plan Update 323
L. Policies, Strategies and Plans 335
M. Glossary of Terms 339

This page intentionally left blank

Return to Table of Contents

Reader's Guide

This **Reader's Guide** is intended to provide the reader with a basic understanding of the supplement to the 2025 preliminary budget, developed from the budgeting process, as well as briefly describe the document's content and layout.

The **Supplement to the 2025 Preliminary Budget** provides summary and detailed information on capital projects and financing for the capital program, and additional information for the operating budget, set out in the following sections:

- The **Capital Project Summary** provides a listing of capital projects for 2025 through to 2030, highlighting related financing sources.

- The **Capital Project Detail** section gives additional information about each project in the budget, including project descriptions, current year's budget and five-year forecast, cash flow projections, net impact on the operating budget, and previous budget authorizations, if applicable. The capital estimate and service area are identified, as well as the link to OurWinnipeg and the Strategic Priorities Action Plan to ensure all capital projects align with city objectives.

- The **Appendices** provide additional context information in support of the budget documents.

This page intentionally left blank

Capital Project Summary

2025 Preliminary Capital Budget
and 2026 to 2030 Five-Year Forecast

Notes:

1. In the attached Capital Project Summary, tax supported capital projects are financed by cash to capital unless other funding is disclosed for the project.

2. The Transportation Master Plan will be submitted to Council for approval. Related projects are subject to change upon adoption of the plan.



Ariel view of the Forks in summer
Photo Credit: Dan Harper

Table of Contents



Downtown Winnipeg in Winter
Photo Credit: Dan Harper

Summary of Capital Program 11

Summary of Financing Sources 12

Tax Supported, Transit, and Municipal Accommodations
Public Works 15
Community Services 20
Winnipeg Police Service 22
Fire Paramedic Service 23
Planning, Property and Development 24
Municipal Accommodations 25
City Clerks 25
Council 26
Chief Administrative Office 26
Innovation and Technology 26
Assessment and Taxation 28
Transit 29

Self-Supporting Utilities
Waterworks System 31
Sewage Disposal System 32
Solid Waste Disposal System 33
Land Drainage Utility 33

Special Operating Agencies
Winnipeg Fleet Management Agency 34
Winnipeg Parking Authority 34

CAPITAL PROJECT SUMMARY *(in Thousands of $)*	ADOPTED BUDGET	PRELIMINARY BUDGET	FORECAST					6-YEAR TOTAL
	2024	2025	2026	2027	2028	2029	2030	2025-2030
SUMMARY OF CAPITAL PROGRAM								
Public Works	195,830	212,209	218,427	223,753	245,786	262,392	277,771	1,440,338
Community Services	9,476	12,493	19,061	20,908	8,455	8,996	7,767	77,680
Winnipeg Police Service	6,721	2,098	8,027	4,152	7,037	8,721	9,003	39,038
Fire Paramedic Service	5,712	14,293	16,064	2,750	24,657	2,883	1,928	62,575
Planning, Property and Development	4,480	6,622	1,618	548	817	588	670	10,863
City Clerks	12,147	6,684	200	350		1,600	200	9,034
Council			980	2,800	1,200	1,696	1,696	8,372
Chief Administrative Office		5,050	2,550	4,500				12,100
Innovation and Technology	12,867	15,606	15,434	16,320	18,533	11,829	20,157	97,879
Assessment and Taxation	8,929	1,000	1,000	1,000	1,000	1,000	1,000	6,000
Total Tax Supported	256,162	276,055	283,361	277,081	307,485	299,705	320,192	1,763,879
Municipal Accommodations	3,160	4,776	2,486	2,311	642	3,843	2,928	16,986
Transit	139,300	75,417	132,713	24,092	27,983	26,942	26,771	313,918
Total Tax Supported, Transit and Municipal Accommodations	398,622	356,248	418,560	303,484	336,110	330,490	349,891	2,094,783
Self-Supporting Utilities								
Waterworks System	40,915	125,713	45,919	50,829	52,082	58,148	43,694	376,385
Sewage Disposal System	149,525	113,363	129,578	121,309	111,689	71,389	73,190	620,518
Solid Waste Disposal	3,275	19,722	5,200	9,400	23,970	5,900	427	64,619
Land Drainage Utility	6,735	9,398	8,824	4,950	3,600	4,600	5,800	37,172
Total Self-Supporting Utilities	200,450	268,196	189,521	186,488	191,341	140,037	123,111	1,098,694
Special Operating Agencies								
Winnipeg Fleet Management Agency	19,174	22,997	16,797	16,797	16,447	16,447	16,447	105,932
Winnipeg Parking Authority	920	7,979	3,582	3,123	334	340	334	15,692
Total Special Operating Agencies	20,094	30,976	20,379	19,920	16,781	16,787	16,781	121,624
TOTAL CAPITAL PROGRAM	619,166	655,420	628,460	509,892	544,232	487,314	489,783	3,315,101
Rebudget Amounts	(16,946)	(12,880)	(1,627)	(478)	(134)			(15,119)
Net Capital Investment	602,220	642,540	626,833	509,414	544,098	487,314	489,783	3,299,982

Return to Table of Contents

CAPITAL PROJECT SUMMARY *(in Thousands of $)*	ADOPTED BUDGET	PRELIMINARY BUDGET	FORECAST					6-YEAR TOTAL
	2024	2025	2026	2027	2028	2029	2030	2025-2030
SUMMARY OF FINANCING SOURCES								
Cash to Capital	5,790	3,188	3,663	3,663	27,928	25,958	25,657	90,057
Frontage Levy	17,800	17,800	17,800	17,800	27,800	27,800	27,800	136,800
Public Private Partnership Annual Service / Financing Payments	(38,543)	(36,107)	(36,577)	(36,352)	(36,868)	(37,044)	(38,000)	(220,948)
Reserves:								
- Transit Bus Replacement		1,000			9,348	9,348	9,348	29,044
- Southwest Rapid Transitway (Stage 2) and Pembina Highway Underpass Payment	13,865	14,032	14,392	14,051	14,421	14,377	15,213	86,486
- Water Meter Renewal	2,000	66,496	17,322	18,455	16,598	12,819	1,310	133,000
- Water Main Renewal	20,500	21,000	21,750	22,750	24,500	24,750	26,000	140,750
- Sewer System Rehabilitation	21,000	26,250	26,750	24,500	25,500	26,250	27,000	156,250
- Environmental Projects	47,000	41,500	46,500	47,000	30,000	30,000	30,000	225,000
- Landfill Rehabilitation	1,775	1,400	750	110				2,260
- Waste Diversion	750	1,749	234	390	19,783	151		22,307
- Destination Marketing	200	200	200	200	200	200	200	1,200
- Commitment		133						133
- Land Operating	2,665	1,565	965	965	965	965	965	6,390
- Contributions in Lieu of Land Dedication (Land Dedication Reserve)		24						24
- Local Street Renewal	69,752	76,952	84,452	41,225	96,440	102,940	109,440	511,449
- Regional Street Renewal	56,788	63,988	71,488	71,438	91,538	102,338	113,438	514,228
Interim Financing / (Repayment)		(600)						(600)
Contributions from Other Levels of Government:								
- Canada Community-Building Fund	50,143	63,304	50,590	51,716	53,310	52,513	52,513	323,946
- Housing Accelerator Fund		2,200						2,200
- Natural Resources Canada	2,048	1,988	2,603					4,591
- Investing in Canada Infrastructure Program (Federal Government)	45,599	23,492	48,424					71,916
- Investing in Canada Infrastructure Program (Provincial Government)	37,869	19,488	40,932					60,420
- Province of Manitoba Strategic Infrastructure Funding	46,100	43,612	18,168	93,900				155,680
- Provincial Funding - Other		6,000						6,000
- Shared Health Capital Grant	637	1,217	1,636	600	600	600	1,176	5,829
- Funding from Other Municipalities	1,057	845						845
Other Funders:								
- Developer Funding / Developer Capacity Charges	300	1,500	500	750			600	3,350
- Future Services Account	200	200	200	200	200	200	200	1,200
- Public Private Partnership	825					825		825
- Winnipeg Foundation Funding	500							
Retained Earnings - Self-supporting Utilities	64,590	83,830	63,325	62,533	67,173	35,718	33,001	345,580
Transfer from General Revenue Fund		339						339
Transfer from Waterworks Fund Retained Earnings	3,095	3,994	3,987	2,583	5,478	3,562	3,278	22,882
Transfer from Sewage Disposal System Fund Retained Earnings	10,760	13,104	12,712	8,825	10,991	8,239	9,280	63,151
Accumulated Surplus (Retained Earnings) - Special Operating Agencies	1,451	1,342	1,075	1,083	1,111	1,117	1,111	6,839
External Debt	97,061	53,906	89,766	45,009	41,412	28,018	24,583	282,694
External Debt - SOAs	18,643	21,609	19,304	16,020	15,670	15,670	15,670	103,943
Internal Financing			3,922					3,922
Transfers from Other Capital Accounts	16,946	12,880	1,627	478	134			15,119
TOTAL FINANCING SOURCES	619,166	655,420	628,460	509,892	544,232	487,314	489,783	3,315,101

CAPITAL PROJECT SUMMARY (in Thousands of $)	ADOPTED BUDGET	PRELIMINARY BUDGET	FORECAST					6-YEAR TOTAL
	2024	2025	2026	2027	2028	2029	2030	2025-2030
FINANCING SOURCES								
Tax Supported, Transit and Municipal Accommodations								
Cash to Capital	5,790	3,188	3,663	3,663	27,928	25,958	25,657	90,057
Frontage Levy	17,800	17,800	17,800	17,800	27,800	27,800	27,800	136,800
Public Private Partnership Annual Service / Financing Payments	(38,543)	(36,107)	(36,577)	(36,352)	(36,868)	(37,044)	(38,000)	(220,948)
Reserves:								
- Transit Bus Replacement		1,000			9,348	9,348	9,348	29,044
- Southwest Rapid Transitway (Stage 2) and Pembina Highway Underpass Payment	13,865	14,032	14,392	14,051	14,421	14,377	15,213	86,486
- Waste Diversion Reserve	250	227	234		713	151		1,325
- Destination Marketing	200	200	200	200	200	200	200	1,200
- Commitment		133						133
- Land Operating	2,665	1,565	965	965	965	965	965	6,390
- Contributions in Lieu of Land Dedication (Land Dedication Reserve)		24						24
- Local Street Renewal	69,752	76,952	84,452	41,225	96,440	102,940	109,440	511,449
- Regional Street Renewal	56,788	63,988	71,488	71,438	91,538	102,338	113,438	514,228
Interim Financing / (Repayment)		(600)						(600)
Contributions from Other Levels of Government:								
- Canada Community-Building Fund	50,143	63,304	50,590	51,716	53,310	51,760	52,513	323,193
- Housing Accelerator Fund		2,200						2,200
- Natural Resources Canada	2,048	1,988	2,603					4,591
- Investing in Canada Infrastructure Program (Federal Government)	45,599	23,492	48,424					71,916
- Investing in Canada Infrastructure Program (Provincial Government)	37,869	19,488	40,932					60,420
- Province of Manitoba Strategic Infrastructure Funding	36,100	31,926	18,168	85,283				135,377
- Provincial Funding - Other		6,000						6,000
- Shared Health Capital Grant	637	1,217	1,636	600	600	600	1,176	5,829
- Funding from Other Municipalities	1,057	845						845
Other Funders:								
- Future Services Account	200	200	200	200	200	200	200	1,200
- Public Private Partnership	825					825		825
- Winnipeg Foundation Funding	500							
External Debt	72,061	41,106	85,466	45,009	36,512	22,871	24,583	255,547
Internal Financing			3,922					3,922
Transfer from Waterworks Fund Retained Earnings	3,095	3,994	3,987	2,583	5,478	3,562	3,278	22,882
Transfer from Sewage Disposal Fund Retained Earnings	4,325	5,206	4,388	4,625	7,391	3,639	4,080	29,329
Transfers from Other Capital Accounts	15,596	12,880	1,627	478	134			15,119
Total Tax Supported, Transit and Municipal Accommodations	398,622	356,248	418,560	303,484	336,110	330,490	349,891	2,094,783

CAPITAL PROJECT SUMMARY *(in Thousands of $)*	ADOPTED BUDGET	PRELIMINARY BUDGET	FORECAST					6-YEAR TOTAL
	2024	2025	2026	2027	2028	2029	2030	2025-2030
Self-Supporting Utilities								
Reserves:								
- Water Meter Renewal	2,000	66,496	17,322	18,455	16,598	12,819	1,310	133,000
- Water Main Renewal	20,500	21,000	21,750	22,750	24,500	24,750	26,000	140,750
- Sewer System Rehabilitation	21,000	26,250	26,750	24,500	25,500	26,250	27,000	156,250
- Environmental Projects	47,000	41,500	46,500	47,000	30,000	30,000	30,000	225,000
- Landfill Rehabilitation	1,775	1,400	750	110				2,260
- Waste Diversion	500	1,522		390	19,070			20,982
Contributions from Other Levels of Government:								
- Canada Community-Building Fund						753		753
- Province of Manitoba Strategic Infrastructure Funding	10,000	4,000		5,800				9,800
Retained Earnings - Self-supporting Utilities	64,590	83,830	63,325	62,533	67,173	35,718	33,001	345,580
Transfer from Sewage Disposal System Fund Retained Earnings	6,435	7,898	8,324	4,200	3,600	4,600	5,200	33,822
Developer Funding / Developer Capacity Charges	300	1,500	500	750			600	3,350
External Debt	25,000	12,800	4,300		4,900	5,147		27,147
Transfers from Other Capital Accounts	1,350							
Total Self-Supporting Utilities	200,450	268,196	189,521	186,488	191,341	140,037	123,111	1,098,694
Special Operating Agencies								
Contributions from Other Levels of Government:								
- Province of Manitoba Strategic Infrastructure Funding		7,686		2,817				10,503
Transfer from General Revenue Fund		339						339
Accumulated Surplus (Retained Earnings)	1,451	1,342	1,075	1,083	1,111	1,117	1,111	6,839
External Debt	18,643	21,609	19,304	16,020	15,670	15,670	15,670	103,943
Total Special Operating Agencies	20,094	30,976	20,379	19,920	16,781	16,787	16,781	121,624
TOTAL FINANCING SOURCES	619,166	655,420	628,460	509,892	544,232	487,314	489,783	3,315,101

CAPITAL PROJECT SUMMARY *(in Thousands of $)*	PAGE NO.	ADOPTED BUDGET 2024	PRELIMINARY BUDGET 2025	FORECAST 2026	2027	2028	2029	2030	6-YEAR TOTAL 2025-2030
CAPITAL PROJECTS LISTING									
PUBLIC WORKS									
Active Transportation Facilities									
Pedestrian and Cycling Program									
- Cash to Capital						300	300	300	900
- Local Street Renewal Reserve		500	500	2,199	2,686	2,819	2,988	3,222	14,414
- Regional Street Renewal Reserve				837	1,077	1,159	1,194	1,194	5,461
- Canada Community-Building Fund		800	886	1,888	2,649	2,700	3,328	3,328	14,779
- Province of Manitoba Strategic Infrastructure Funding		851			248				248
- External Debt			842	483					1,325
- Transfer from Prior Year Authorization		10							
Total Pedestrian and Cycling Program	37	2,161	2,228	5,407	6,660	6,978	7,810	8,044	37,127
Total Active Transportation Facilities		2,161	2,228	5,407	6,660	6,978	7,810	8,044	37,127
Street Improvements									
Portable Traffic Study Equipment									
- Canada Community-Building Fund		130							
- External Debt		32							
Total Portable Traffic Study Equipment		162							
Transportation Planning Studies (formerly Transportation Master Plan)									
- Canada Community-Building Fund		123	678	164				877	1,719
- Province of Manitoba Strategic Infrastructure Funding			168						168
- External Debt		31		41					41
Total Transportation Planning Studies	41	154	846	205				877	1,928
Traffic Signals Vehicle Detection Program									
- Frontage Levy						250	258	266	774
- Province of Manitoba Strategic Infrastructure Funding		250	250	250	250				750
Total Traffic Signals Vehicle Detection Program	43	250	250	250	250	250	258	266	1,524
Traffic Signals Bases & Bulbs Replacements									
- Frontage Levy						1,500	1,492	1,591	4,583
- Canada Community-Building Fund							53		53
- Province of Manitoba Strategic Infrastructure Funding					1,500				1,500
- External Debt				1,500					1,500
Total Traffic Signals Bases & Bulbs Replacements	44			1,500	1,500	1,500	1,545	1,591	7,636
Traffic Management Centre Equipment Program (formerly Traffic Management Centre Evergreening Program)									
- Cash to Capital							290	386	676
- Canada Community-Building Fund			200	200	200	200	206	212	1,218
- External Debt		200							
Total Traffic Management Centre Equipment Program	45	200	200	200	200	200	496	598	1,894

CAPITAL PROJECT SUMMARY *(in Thousands of $)*	PAGE NO.	ADOPTED BUDGET 2024	PRELIMINARY BUDGET 2025	FORECAST 2026	2027	2028	2029	2030	6-YEAR TOTAL 2025-2030
Road Safety Improvement Program									
- Frontage Levy						3,635	4,576	4,893	13,104
- Canada Community-Building Fund		220				345	470	153	968
- Local Street Renewal Reserve		257		1,366	2,154	1,739	1,791	1,920	8,970
- Regional Street Renewal Reserve				766	1,854	1,739	1,791	1,920	8,070
- Province of Manitoba Strategic Infrastructure Funding		2,023	2,500	802	2,146				5,448
Total Road Safety Improvement Program	46	2,500	2,500	2,934	6,154	7,458	8,628	8,886	36,560
Upgrade Noise Policies and Equipment Study									
- External Debt		100							
Strategic Road Network Study									
- Canada Community-Building Fund		300		300					300
- Province of Manitoba Strategic Infrastructure Funding		15							
- External Debt		60		75					75
Total Strategic Road Network Study	48	375		375					375
Salt and Sand Storage Shed									
- Canada Community-Building Fund			600						600
- Province of Manitoba Strategic Infrastructure Funding			150						150
Total Salt and Sand Storage Shed	49		750						750
St. Anne's Road Widening									
- Canada Community-Building Fund	50	109			180	3,726			3,906
Pipeline Twinning - Leila to Templeton									
- Canada Community-Building Fund					590	1,116	2,426		4,132
- Frontage Levy							437		437
Total Pipeline Twinning - Leila to Templeton	51				590	1,116	2,863		4,569
Developer Payback									
- External Debt		1,360							
Total Street Improvements		5,210	4,546	5,464	8,874	14,250	13,790	12,218	59,142
Regional and Local Street Renewal									
Regional and Local Street Renewal - Council authorized first charges totaling up to $70.705 million against the 2025 Capital Budget (Council March 20, 2024). See detail sheet in the Supplement to the 2024 Budget for a detailed listing of the first charge authorizations.									
- Frontage Levy		17,800	17,800	17,800	17,800	17,800	17,800	17,800	106,800
- Local Street Renewal Reserve		67,900	75,857	80,292	35,785	90,832	96,711	102,748	482,225
- Regional Street Renewal Reserve		51,317	62,138	60,753	53,707	64,891	68,743	82,683	392,915
- Canada Community-Building Fund			1,635						1,635
- Province of Manitoba Strategic Infrastructure Funding					58,315				58,315
- Provincial Funding - Other			6,000						6,000
- Funding from Other Municipalities		1,057	845						845
- Future Services Account		200	200	200	200	200	200	200	1,200
- External Debt		3,260	135						135
Total Regional and Local Street Renewal	52	141,534	164,610	159,045	165,807	173,723	183,454	203,431	1,050,070
Total Regional and Local Street Renewal		141,534	164,610	159,045	165,807	173,723	183,454	203,431	1,050,070

CAPITAL PROJECT SUMMARY *(in Thousands of $)*	PAGE NO.	ADOPTED BUDGET 2024	PRELIMINARY BUDGET 2025	FORECAST 2026	2027	2028	2029	2030	6-YEAR TOTAL 2025-2030
Waterway Crossings and Grade Separations									
Waterway Crossing and Grade Separations - Annual Program - First charge against the 2025 Capital Budget of up to $3.549 million (Council March 20, 2024).									
- Frontage Levy						326		1,375	1,701
- Local Street Renewal Reserve		1,095	595	595	600	1,050	1,450	1,550	5,840
- Regional Street Renewal Reserve		850	350	350	300	4,267	3,530	7,959	16,756
- Canada Community-Building Fund		255	1,305	555	390			1,324	3,574
- Province of Manitoba Strategic Infrastructure Funding		800	1,299	1,423	2,000				4,722
- External Debt				977					977
Total Waterway Crossing and Grade Separations - Annual Program	69	3,000	3,549	3,900	3,290	5,643	4,980	12,208	33,570
Louise Bridge Rehabilitation									
- Regional Street Renewal Reserve							19,682	19,682	39,364
- Transfer from Prior Year Authorization		1,500							
Total Louise Bridge Rehabilitation	71	1,500					19,682	19,682	39,364
Pembina Highway Overpass (Abinojii Mikanah) Rehabilitation									
- Regional Street Renewal Reserve		621							
- Canada Community-Building Fund		879	13,001						13,001
- Province of Manitoba Strategic Infrastructure Funding		500	4,399						4,399
Total Pembina Highway Overpass (Abinojii Mikanah) Rehabilitation	72	2,000	17,400						17,400
Osborne Street Underpass									
- Regional Street Renewal Reserve						1,500			1,500
- Canada Community-Building Fund			600						600
- Province of Manitoba Strategic Infrastructure Funding				500					500
Total Osborne Street Underpass	74		600	500		1,500			2,600
St. Vital Bridge Rehabilitation									
- Regional Street Renewal Reserve		4,000							
- Province of Manitoba Strategic Infrastructure Funding		5,607							
- Canada Community-Building Fund		13,593							
Total St. Vital Bridge Rehabilitation		23,200							
Lagimodiere Twin Overpasses Rehabilitation (Concordia Avenue & CPR Keewatin)									
- Regional Street Renewal Reserve				7,282	10,000				17,282
- Canada Community-Building Fund		1,300		9,545	3,761				13,306
- Province of Manitoba Strategic Infrastructure Funding		700		3,173	1,981				5,154
Total Lagimodiere Twin Overpasses Rehabilitation (Concordia Avenue & CPR Keewatin)	76	2,000		20,000	15,742				35,742
Ness Culvert Replacement									
- Frontage Levy						1,812			1,812
- Regional Street Renewal Reserve						4,007			4,007
Total Ness Culvert Replacement	78					5,819			5,819
Elm Park Bridge Repairs									
- Regional Street Renewal Reserve	79					3,975			3,975
Lagimodiere Boulevard at CN Reddit Bridge Rehabilitation									
- Frontage Levy						602	1,362		1,964
- Regional Street Renewal Reserve							2,877		2,877
Total Lagimodiere Boulevard at CN Reddit Bridge Rehabilitation	80					602	4,239		4,841

CAPITAL PROJECT SUMMARY *(in Thousands of $)*	PAGE NO.	ADOPTED BUDGET 2024	PRELIMINARY BUDGET 2025	FORECAST 2026	2027	2028	2029	2030	6-YEAR TOTAL 2025-2030
Route 90 (at Omand's Creek) Culvert Rehabilitation									
- Regional Street Renewal Reserve	81						4,521		4,521
Henderson Highway (at Bunn's Creek) Culvert Replacement									
- Regional Street Renewal Reserve	82					10,000			10,000
Disraeli Bridge and Overpass Facility									
- Cash to Capital		600	600	400	400				1,400
- Frontage Levy						400	400	400	1,200
- Canada Community-Building Fund		12,737	12,795	13,055	13,120	13,181	13,263	13,329	78,743
- Public Private Partnership Annual Service / Financing Payments		(12,151)	(12,209)	(12,269)	(12,334)	(12,395)	(12,477)	(12,543)	(74,227)
- Debt Servicing - Repayment of Debt		(1,186)	(1,186)	(1,186)	(1,186)	(1,186)	(1,186)	(1,186)	(7,116)
Total Disraeli Bridge and Overpass Facility	83								
Charleswood Bridge									
- Cash to Capital		2,710							
- Public Private Partnership Lease Payments		(2,710)							
Total Charleswood Bridge									
Total Waterway Crossings and Grade Separations		31,700	21,549	24,400	19,032	27,539	33,422	31,890	157,832
New Transportation Facilities									
Chief Peguis Trail - Henderson Highway to Lagimodiere Boulevard									
- Cash to Capital		600	600	1,475	1,475				3,550
- Frontage Levy						1,475	1,475	1,475	4,425
- Canada Community-Building Fund		6,876	6,925	6,100	6,151	6,203	6,275	6,329	37,983
- Public Private Partnership Annual Service / Financing Payments		(6,497)	(6,546)	(6,596)	(6,647)	(6,699)	(6,771)	(6,825)	(40,084)
- Debt Servicing - Repayment of Debt		(979)	(979)	(979)	(979)	(979)	(979)	(979)	(5,874)
Total Chief Peguis Trail - Henderson Highway to Lagimodiere Boulevard	85								
Total New Transportation Facilities									
Other Streets Projects									
Asset Management System - Various Divisions									
- Cash to Capital						75	75	75	225
- Canada Community-Building Fund		25	25	25	25	25	25	25	150
- External Debt		75	75	75	75				225
- Transfer from Prior Year Authorization		32							
Total Asset Management System - Various Divisions	87	132	100	100	100	100	100	100	600
Total Other Streets Projects		132	100	100	100	100	100	100	600
TOTAL STREETS PROJECTS		180,737	193,033	194,416	200,473	222,590	238,576	255,683	1,304,771
Parks and Open Space									
Regional Parks									
- Cash to Capital						300	300	300	900
- Canada Community-Building Fund				1,730	2,990	2,650	2,790	3,149	13,309
- External Debt				275					275
Total Regional Parks	89			2,005	2,990	2,950	3,090	3,449	14,484

CAPITAL PROJECT SUMMARY *(in Thousands of $)*	PAGE NO.	ADOPTED BUDGET 2024	PRELIMINARY BUDGET 2025	FORECAST 2026	2027	2028	2029	2030	6-YEAR TOTAL 2025-2030
Downtown Parks Improvement Program									
- Cash to Capital						300	300		600
- Canada Community-Building Fund				450		1,700	1,300		3,450
- External Debt				300					300
Total Downtown Parks Improvement Program	91			750		2,000	1,600		4,350
Community & Neighbourhood Parks Program									
- Canada Community-Building Fund	93		400	350	150	350	150	350	1,750
Interpretive and Wayfinding Signage Program									
- Cash to Capital						25	25	25	75
- Canada Community-Building Fund			100	100	100	75	78	81	534
Total Interpretive and Wayfinding Signage Program	94		100	100	100	100	103	106	609
Waterway Access Improvement Program									
- Cash to Capital						194	30	30	254
- Canada Community-Building Fund			200	200	200	106	279	288	1,273
Total Waterway Access Improvement Program	95		200	200	200	300	309	318	1,527
Parkland Naturalization and Restoration Program									
- Cash to Capital						200	206	212	618
- External Debt				200	200				400
Total Parkland Naturalization and Restoration Program	97			200	200	200	206	212	1,018
Parks Buildings									
- Cash to Capital							400	200	600
- Canada Community-Building Fund			300		400	1,021	1,395	593	3,709
- Province of Manitoba Strategic Infrastructure Funding			375						375
- External Debt				245					245
Total Parks Buildings	99		675	245	400	1,021	1,795	793	4,929
Rainbow Stage									
- Province of Manitoba Strategic Infrastructure Funding		300							
- Canada Community-Building Fund		1,200							
Total Rainbow Stage		1,500							
Parks and Recreation Enhancement Program									
- Cash to Capital						300	150	150	600
- Canada Community-Building Fund		131		968	1,238	975	1,125	1,125	5,431
- External Debt		169	300	232					532
Total Parks and Recreation Enhancement Program	101	300	300	1,200	1,238	1,275	1,275	1,275	6,563
Soil Remediation									
- Province of Manitoba Strategic Infrastructure Funding		200							
- External Debt		111							
Total Soil Remediation		311							
Bridgwater Fountain									
- External Debt		200							

Return to Table of Contents

CAPITAL PROJECT SUMMARY *(in Thousands of $)*	PAGE NO.	ADOPTED BUDGET 2024	PRELIMINARY BUDGET 2025	FORECAST 2026	2027	2028	2029	2030	6-YEAR TOTAL 2025-2030
Assiniboine Park Conservancy - Infrastructure and Sustainability									
- Cash to Capital						146			146
- Canada Community-Building Fund		1,690	1,336	2,000	2,980	1,854	2,000	2,000	12,170
- External Debt		3,900	6,564	5,900	4,920	3,400	3,400	3,400	27,584
- Transfer from Prior Year Authorization		310							
Total Assiniboine Park Conservancy - Infrastructure and Sustainability	103	5,900	7,900	7,900	7,900	5,400	5,400	5,400	39,900
Urban Forest Renewal Program									
- Cash to Capital						8,600	8,270	5,199	22,069
- Natural Resources Canada		2,048	1,988	2,603					4,591
- Province of Manitoba Strategic Infrastructure Funding		4,834	7,613	5,475	8,295				21,383
- External Debt				2,983	907	1,000	1,618	4,986	11,494
Total Urban Forest Renewal Program	104	6,882	9,601	11,061	9,202	9,600	9,888	10,185	59,537
Insect Control Branch Equipment Renewal									
- External Debt	106				900				900
Total Parks and Open Space		15,093	19,176	24,011	23,280	23,196	23,816	22,088	135,567
TOTAL PUBLIC WORKS		195,830	212,209	218,427	223,753	245,786	262,392	277,771	1,440,338
COMMUNITY SERVICES									
Library Facility Safety, Security and Accessibility Improvements Program									
- Cash to Capital						200	210	220	630
- Province of Manitoba Strategic Infrastructure Funding					200				200
- External Debt				300					300
- Transfer from Prior Year Authorization		175							
Total Library Facility Safety, Security and Accessibility Improvements Program	107	175		300	200	200	210	220	1,130
Library Refurbishment & Interior Infrastructure Program									
- Cash to Capital						500	236		736
- External Debt				545					545
Total Library Refurbishment & Interior Infrastructure Program	109			545		500	236		1,281
Northwest Winnipeg New Library									
- Province of Manitoba Strategic Infrastructure Funding		1,000							
- Transfer from Prior Year Authorization		3,713							
Total Northwest Winnipeg New Library		4,713							
Recreational Facility Safety, Security and Accessibility Improvements Program									
- Cash to Capital		75				210	220	230	660
- Province of Manitoba Strategic Infrastructure Funding			200		185				385
- External Debt		97		223					223
Total Recreational Facility Safety, Security and Accessibility Improvements Program	110	172	200	223	185	210	220	230	1,268
Fitness Equipment Renewal Program									
- Cash to Capital						350	350		700
- Province of Manitoba Strategic Infrastructure Funding		255	320		340				660
Total Fitness Equipment Renewal Program	112	255	320		340	350	350		1,360
Marj Edey Park Recreation Campus Study									
- External Debt		350							

CAPITAL PROJECT SUMMARY *(in Thousands of $)*	PAGE NO.	ADOPTED BUDGET 2024	PRELIMINARY BUDGET 2025	FORECAST 2026	2027	2028	2029	2030	6-YEAR TOTAL 2025-2030
South Winnipeg Community Centre - Richmond Site - Gymnasium Expansion									
- Canada Community-Building Fund		258							
- External Debt		92							
Total South Winnipeg Community Centre - Richmond Site - Gymnasium Expansion		350							
Decommissioning Aquatic Facilities	113	150	200						200
St. Boniface Outdoor Aquatic Facility									
- Cash to Capital			133	133	133				399
- Land Dedication Reserve			24						24
- Commitment Reserve			133						133
- Canada Community-Building Fund				134	267				401
- External Debt			1,467	69	74				1,610
- Transfer from Prior Year Authorization			490						490
Total St. Boniface Outdoor Aquatic Facility	114		2,247	336	474				3,057
Spray Pad Investment Program									
- Canada Community-Building Fund			1,000	416		1,600	3,000		6,016
- Province of Manitoba Strategic Infrastructure Funding			2,512		3,500				6,012
- External Debt			488	2,184	500	2,400	1,000		6,572
Total Spray Pad Investment Program	116		4,000	2,600	4,000	4,000	4,000		18,600
Bonavista Recreation and Leisure Centre									
- Province of Manitoba Strategic Infrastructure Funding			2,000						2,000
- Canada Community-Building Fund		197							
- External Debt		53	500	2,500					3,000
Total Bonavista Recreation and Leisure Centre	118	250	2,500	2,500					5,000
South Winnipeg Recreation Campus: Aquatic Facility									
- Canada Community-Building Fund	119			1,500					1,500
Tyndall Park Community Centre - Gymnasium Expansion									
- External Debt	120			2,500					2,500
Roblin Park Community Centre - Covered Rink									
- Canada Community-Building Fund					800				800
- External Debt				500	200				700
Total Roblin Park Community Centre - Covered Rink	122			500	1,000				1,500
East of the Red Recreation Plex									
- Canada Community-Building Fund					2,106				2,106
- Province of Manitoba Strategic Infrastructure Funding					4,100				4,100
- External Debt				5,000	3,794				8,794
Total East of the Red Recreation Plex	123			5,000	10,000				15,000
Freight House Outdoor Pool Redevelopment									
- Canada Community-Building Fund					1,202				1,202
- External Debt					421				421
Total Freight House Outdoor Pool Redevelopment	125				1,623				1,623
Fort Rouge Leisure Centre & Osborne Library Redevelopment Study	126						250		250
St. James Civic Centre Pool - Change Room Upgrades									
- Cash to Capital							500		500
- Canada Community-Building Fund								2,385	2,385
- External Debt								615	615
Total St. James Civic Centre Pool - Change Room Upgrades	127						500	3,000	3,500

Return to Table of Contents

CAPITAL PROJECT SUMMARY *(in Thousands of $)*	PAGE NO.	ADOPTED BUDGET 2024	PRELIMINARY BUDGET 2025	FORECAST 2026	2027	2028	2029	2030	6-YEAR TOTAL 2025-2030
Fort Garry Lions Outdoor Pool Redevelopment Feasibility Study	128							200	200
Freight House Recreation Centre Feasibility Study	129							350	350
Pan Am Pool Redevelopment Study	130							500	500
Community Centre Renovation Grant Program									
- Land Operating Reserve		965	965	965	965	965	965	965	5,790
- External Debt		1,035	1,035	1,035	1,035	1,035	1,035	1,035	6,210
Total Community Centre Renovation Grant Program	131	2,000	2,000	2,000	2,000	2,000	2,000	2,000	12,000
Community Incentive Grant Program									
- External Debt	132	1,061	1,026	1,057	1,086	1,195	1,230	1,267	6,861
TOTAL COMMUNITY SERVICES		9,476	12,493	19,061	20,908	8,455	8,996	7,767	77,680
WINNIPEG POLICE SERVICE									
East District Police Station									
- Cash to Capital		1,155	1,155	1,155	1,155	1,188	1,254	1,254	7,161
- Public Private Partnership Lease Payments		(1,155)	(1,155)	(1,155)	(1,155)	(1,188)	(1,254)	(1,254)	(7,161)
Total East District Police Station	133								
East District Police Station Leasehold Improvements									
- Public Private Partnership	134	825					825		825
Public Safety Communication System Equipment Program	135							2,494	2,494
Public Safety Answering Point Equipment Program									
- Cash to Capital						1,263		471	1,734
- External Debt				2,561	3,731				6,292
Total Public Safety Answering Point Equipment Program	136			2,561	3,731	1,263		471	8,026
Information and Technology Infrastructure Program									
- Cash to Capital							1,638		1,638
- External Debt			112				3,713		3,825
- Internal Financing				2,435					2,435
Total Information and Technology Infrastructure Program	138		112	2,435			5,351		7,898
Technology Upgrades - Information Systems									
- External Debt		1,242							
Digital Evidence Management System									
- External Debt		3,241							
Digital Evidence Management System		3,241							
Information and Technology Mobile Program									
- Cash to Capital							437	3,761	4,198
- External Debt			1,736	723					2,459
Total Information and Technology Mobile Program	139		1,736	723			437	3,761	6,657
E-Ticketing Hardware									
- External Debt		375							
Information and Technology Strategic Initiative Program									
- Cash to Capital						437			437
- External Debt				196	421				617
Total Information and Technology Strategic Initiative Program	140			196	421	437			1,054
Technical Surveillance Program	141					525	430	1,777	2,732
Technological Crime Infrastructure									
- External Debt		380							

CAPITAL PROJECT SUMMARY *(in Thousands of $)*	PAGE NO.	ADOPTED BUDGET 2024	PRELIMINARY BUDGET 2025	FORECAST 2026	2027	2028	2029	2030	6-YEAR TOTAL 2025-2030
Facility Adaptation Program									
- Cash to Capital						3,354	1,200		4,554
- External Debt			250	500					750
- Internal Financing				1,487					1,487
Total Facility Adaptation Program	142		250	1,987		3,354	1,200		6,791
Speed Radar Equipment									
- External Debt		168							
Building Security System Evergreening									
- Cash to Capital						228	478		706
- External Debt		490							
Total Building Security System Evergreening	143	490				228	478		706
Bomb Unit - Robot	144					330			330
Training Facility - Site Security	145					200			200
Automated Fingerprint Identification System	146					700			700
Asset Management Software									
- External Debt	147			125					125
Human Resources Software	148							500	500
TOTAL WINNIPEG POLICE SERVICE		6,721	2,098	8,027	4,152	7,037	8,721	9,003	39,038
FIRE PARAMEDIC SERVICE									
Facility Optimization - St. Boniface Industrial Area and Windsor Park Station Consolidation									
- Land Operating Reserve			600						600
- Interim Financing from Land Operating Reserve / (Repayment)			(600)						(600)
Total Facility Optimization - St. Boniface Industrial Area and Windsor Park Station Consolidation	149								
Facility Optimization - Waverley West Station									
- Canada Community-Building Fund			7,990						7,990
- Province of Manitoba Strategic Infrastructure Funding			2,520						2,520
- External Debt			2,005						2,005
Total Facility Optimization - Waverley West Station	150		12,515						12,515
Facility Optimization - Osborne Fire Paramedic Station Consolidation									
- Canada Community-Building Fund						5,286			5,286
- External Debt					237	15,585			15,822
Total Facility Optimization - Osborne Fire Paramedic Station Consolidation	152				237	20,871			21,108
Facility Optimization - Silver Heights Fire Paramedic Station Consolidation									
- Canada Community-Building Fund				1,600					1,600
- External Debt				1,077					1,077
Total Facility Optimization - Silver Heights Fire Paramedic Station Consolidation	154			2,677					2,677
Station Capital Maintenance									
- Cash to Capital		500	500	500	500	500	500	500	3,000
- External Debt		500	503	503	515	502	525	490	3,038
Total Station Capital Maintenance	156	1,000	1,003	1,003	1,015	1,002	1,025	990	6,038

Return to Table of Contents

CAPITAL PROJECT SUMMARY *(in Thousands of $)*	PAGE NO.	ADOPTED BUDGET 2024	PRELIMINARY BUDGET 2025	FORECAST 2026	2027	2028	2029	2030	6-YEAR TOTAL 2025-2030
Equipment Obsolescence									
- External Debt		190	201	718	322	823	383	150	2,597
- External Debt on behalf of Shared Health				3,113	576	355	875	188	5,107
- Shared Health Capital Grant		637	574	600	600	600	600	600	3,574
Total Equipment Obsolescence	158	827	775	4,431	1,498	1,778	1,858	938	11,278
Next Generation 911									
- Province of Manitoba Strategic Infrastructure Funding	160			5,000					5,000
Next Generation 911 - Telephony System									
- Province of Manitoba Strategic Infrastructure Funding	161			1,545					1,545
Emergency Vehicle Pre-emption									
- External Debt	162			1,408					1,408
Training Facility (formerly Outdoor Live Fire Training Facility)									
- External Debt	163					1,006			1,006
Waverley West Modular Station and Site Development									
- Canada Community-Building Fund		1,333							
- External Debt		1,360							
- Transfer from Prior Year Authorization		1,192							
Total Waverley West Modular Station and Site Development		3,885							
TOTAL FIRE PARAMEDIC SERVICE		5,712	14,293	16,064	2,750	24,657	2,883	1,928	62,575
PLANNING, PROPERTY AND DEVELOPMENT									
Cemeteries - Improvements									
- Cash to Capital							113	67	180
- External Debt				100	124			33	257
- Transfer from Prior Year Authorization			188						188
Total Cemeteries - Improvements	164		188	100	124		113	100	625
Downtown Enhancement Program									
- Cash to Capital						125	175	75	375
- Province of Manitoba Strategic Infrastructure Funding		237	151						151
- External Debt				127				25	152
Total Downtown Enhancement Program	165	237	151	127		125	175	100	678
Developer Payback									
- Cash to Capital							100		100
- External Debt		100		100					100
- Transfer from Prior Year Authorization			132						132
Total Developer Payback	167	100	132	100			100		332
Business Improvement Zones, Image Routes and Neighbourhood Main Streets									
- Destination Marketing Reserve	168	200	200	200	200	200	200	200	1,200
Cemetery Planning and Development									
- Province of Manitoba Strategic Infrastructure Funding		449	291		100				391
- External Debt				684		166		170	1,020
Total Cemetery Planning and Development	170	449	291	684	100	166		170	1,411
New Columbaria Investment									
- Province of Manitoba Strategic Infrastructure Funding		294	100		124				224
- External Debt		200		121		326		100	547
Total New Columbaria Investment	172	494	100	121	124	326		100	771

CAPITAL PROJECT SUMMARY (in Thousands of $)	PAGE NO.	ADOPTED BUDGET 2024	PRELIMINARY BUDGET 2025	FORECAST 2026	2027	2028	2029	2030	6-YEAR TOTAL 2025-2030
Riverbank Stabilization - Physical Asset Protection									
- Canada Community-Building Fund				140					140
- Province of Manitoba Strategic Infrastructure Funding		3,000	3,000						3,000
- External Debt				146					146
- Transfer from Prior Year Authorization			110						110
Total Riverbank Stabilization - Physical Asset Protection	174	3,000	3,110	286					3,396
Digital Permitting									
- Housing Accelerator Fund Reserve	176		2,200						2,200
CentrePlan 2050 - Infrastructure									
- Canada Community-Building Fund			200						200
- External Debt			50						50
Total CentrePlan 2050 - Infrastructure	177		250						250
TOTAL PLANNING, PROPERTY AND DEVELOPMENT		4,480	6,622	1,618	548	817	588	670	10,863
MUNICIPAL ACCOMMODATIONS									
Health/Life Safety/Emergency Systems Refurbishment/City-wide Accessibility									
- Cash to Capital							915		915
- Land Operating Reserve		1,700							
- Canada Community-Building Fund		960	472	1,118	1,155	642	2,928	2,928	9,243
- Province of Manitoba Strategic Infrastructure Funding			471		1,156				1,627
- External Debt				1,118					1,118
- Transfer from Prior Year Authorization			3,333						3,333
Total Health/Life Safety/Emergency Systems Refurbishment/City-wide Accessibility	178	2,660	4,276	2,236	2,311	642	3,843	2,928	16,236
Valley Gardens Community Centre Outbuilding									
- External Debt	181			250					250
Wildwood Golf Course Clubhouse									
- External Debt	182	500	500						500
TOTAL MUNICIPAL ACCOMMODATIONS		3,160	4,776	2,486	2,311	642	3,843	2,928	16,986
CITY CLERKS									
Corporate Records Centre									
- External Debt	183				200				200
Election Systems and Equipment (formerly Election Systems)									
- Cash to Capital							200	200	400
- External Debt			100	200					300
Total Election Systems and Equipment	185		100	200			200	200	700
Audio / Video Equipment Replacement									
- External Debt	186				150				150
City of Winnipeg Archives - The Winnipeg 150 Legacy Project									
- Canada Community-Building Fund			5,584						5,584
- Province of Manitoba Strategic Infrastructure Funding		11,647							
- Winnipeg Foundation		500							
- External Debt			1,000						1,000
Total City of Winnipeg Archives - The Winnipeg 150 Legacy Project	188	12,147	6,584						6,584

Return to Table of Contents

CAPITAL PROJECT SUMMARY (in Thousands of $)	PAGE NO.	ADOPTED BUDGET 2024	PRELIMINARY BUDGET 2025	FORECAST 2026	2027	2028	2029	2030	6-YEAR TOTAL 2025-2030
Voting Machine Replacement									
- External Debt	189						1,400		1,400
TOTAL CITY CLERKS		12,147	6,684	200	350		1,600	200	9,034
COUNCIL									
Communities Fund									
- Canada Community-Building Fund	190			980	2,800	1,200	1,696	1,696	8,372
TOTAL COUNCIL				980	2,800	1,200	1,696	1,696	8,372
CHIEF ADMINISTRATIVE OFFICE									
Portage Place Redevelopment Capital Grant									
- Regional Street Renewal Reserve			1,500	1,500	4,500				7,500
- Province of Manitoba Strategic Infrastructure Funding			2,500						2,500
- Transfer from Prior Year Authorization			1,050	1,050					2,100
Total Portage Place Redevelopment Capital Grant	192		5,050	2,550	4,500				12,100
TOTAL CHIEF ADMINISTRATIVE OFFICE			5,050	2,550	4,500				12,100
INNOVATION AND TECHNOLOGY									
Technology Infrastructure Program									
- Cash to Capital						1,290	1,080	1,641	4,011
- External Debt			1,979	2,090	1,682	100	100		5,951
- Transfer from Prior Year Authorization			1,646	577	478	134			2,835
Total Technology Infrastructure Program	194		3,625	2,667	2,160	1,524	1,180	1,641	12,797
Data Centre Sustainment									
- External Debt		150							
Network Products Evergreen									
- External Debt		987							
Server-Storage Evergreen									
- External Debt		406							
- Transfer from Prior Year Authorization		379							
Total Server-Storage Evergreen		785							
Digital Customer Experience Program									
- Cash to Capital						700		340	1,040
- Province of Manitoba Strategic Infrastructure Funding			445		223				668
- Transfer from Waterworks Fund Retained Earnings			629	532	333	202	208	710	2,614
- Transfer from Sewage Disposal Fund Retained Earnings			2,023	1,576	1,701	1,829	1,207	2,289	10,625
- External Debt			325	907	500			1,137	2,869
Total Digital Customer Experience Program	196		3,422	3,015	2,757	2,731	1,415	4,476	17,816
Digital Customer Solutions									
- Transfer from Sewage Disposal Fund Retained Earnings		1,065							
Transit Information Technology Program									
- External Debt		325							

CAPITAL PROJECT SUMMARY *(in Thousands of $)*	PAGE NO.	ADOPTED BUDGET 2024	PRELIMINARY BUDGET 2025	FORECAST 2026	2027	2028	2029	2030	6-YEAR TOTAL 2025-2030
Citizen Portal									
- Province of Manitoba Strategic Infrastructure Funding		300							
311 Renewal									
- Province of Manitoba Strategic Infrastructure Funding		154							
- External Debt		161							
Total 311 Renewal		315							
Assessment & Taxation Systems Program (formerly Assessment Automation)									
- Cash to Capital						300	300		600
- Province of Manitoba Strategic Infrastructure Funding			312		245				557
- External Debt		250		350					350
Total Assessment & Taxation Systems Program	198	250	312	350	245	300	300		1,507
Community Services Library Technology Upgrade & Replacement Program									
- Province of Manitoba Strategic Infrastructure Funding	200		350		375				725
Community Services Technology Advancement Program (formerly Technology Advancement Program)									
- Cash to Capital						182			182
- External Debt		310		300	150				450
Total Community Services Technology Advancement Program	202	310		300	150	182			632
Planning, Property & Development Desktop Evergreen Program (formerly Computer Automation)									
- Cash to Capital						110			110
- External Debt					100				100
Total Planning, Property & Development Desktop Evergreen Program	203				100	110			210
Geospatial Information Systems Program									
- Transfer from Waterworks Fund Retained Earnings			600	624	200	550	292	300	2,566
- External Debt		117	227						227
- Transfer from Prior Year Authorization		258							
Total Geospatial Information Systems Program	205	375	827	624	200	550	292	300	2,793
Information Management & Analytics Program									
- Transfer from Waterworks Fund Retained Earnings			517	320					837
- Transfer from Sewage Disposal Fund Retained Earnings			800	900	980	1,515	1,234	730	6,159
Total Information Management & Analytics Program	207		1,317	1,220	980	1,515	1,234	730	6,996
Application and Data Integration									
- Transfer from Waterworks Fund Retained Earnings		965							
Water & Waste Applications Modernization & Sustainment (formerly Software Vitality)									
- Transfer from Waterworks Fund Retained Earnings	209		250	100		592	149		1,091
Water & Waste Supervisory Control and Data Acquisition Security and Integration Improvements									
- Transfer from Sewage Disposal Fund Retained Earnings	210	1,200		300	200	800			1,300
Digital Records & Workflow Program (formerly Document Management System)									
- Transfer from Waterworks Fund Retained Earnings			285						285
- Transfer from Sewage Disposal Fund Retained Earnings		1,500	750	750	800	1,298	990	847	5,435
Total Digital Records & Workflow Program	211	1,500	1,035	750	800	1,298	990	847	5,720

Return to Table of Contents

CAPITAL PROJECT SUMMARY *(in Thousands of $)*	PAGE NO.	ADOPTED BUDGET 2024	PRELIMINARY BUDGET 2025	FORECAST 2026	2027	2028	2029	2030	6-YEAR TOTAL 2025-2030
Work and Asset Management Systems Program									
- Waste Diversion Reserve			227	234		713	151		1,325
- Transfer from Waterworks Fund Retained Earnings			1,713	2,411	2,050	4,134	2,913	2,268	15,489
- Transfer from Sewage Disposal Fund Retained Earnings			1,057	862	944	1,949	208	214	5,234
- External Debt			252	509	1,750	525	420		3,456
Total Work and Asset Management Systems Program	213		3,249	4,016	4,744	7,321	3,692	2,482	25,504
Work and Asset Management Program									
- External Debt		300							
Laboratory Information Management System									
- Transfer from Waterworks Fund Retained Earnings		700							
Digital Enablement									
- Transfer from Waterworks Fund Retained Earnings		1,200							
Collections Management System									
- Waste Diversion Reserve		250							
Public Safety Systems Program									
- Shared Health Capital Grant			643	1,036				576	2,255
- External Debt on behalf of Shared Health					1,297	224	1,327		2,848
Total Public Safety Systems Program	215		643	1,036	1,297	224	1,327	576	5,103
Digital Operations Platform Program									
- Transfer from Sewage Disposal Fund Retained Earnings			576						576
- External Debt				1,056	2,312	1,386	1,250	9,105	15,109
Total Digital Operations Platform Program	217		576	1,056	2,312	1,386	1,250	9,105	15,685
Decision Making Information System Replacement Program									
- External Debt		926							
- Transfer from Prior Year Authorization		174							
Total Decision Making Information System Replacement Program		1,100							
Geographic Information System Enhancements									
- Transfer from Waterworks Fund Retained Earnings		230							
Commercial Accounts Tracking System									
- Transfer from Sewage Disposal Fund Retained Earnings		560							
TOTAL INNOVATION AND TECHNOLOGY		12,867	15,606	15,434	16,320	18,533	11,829	20,157	97,879
ASSESSMENT AND TAXATION									
Computer Aided Mass Appraisal System - Detailed Analysis and Implementation									
- Province of Manitoba Strategic Infrastructure Funding		500							
- External Debt		7,429							
Total Computer Aided Mass Appraisal System - Detailed Analysis and Implementation		7,929							
Local Improvements - Ongoing Program									
- Cash to Capital						100	100	100	300
- External Debt		1,000	1,000	1,000	1,000	900	900	900	5,700
Total Local Improvements - Ongoing Program	219	1,000	1,000	1,000	1,000	1,000	1,000	1,000	6,000
TOTAL ASSESSMENT AND TAXATION		8,929	1,000	1,000	1,000	1,000	1,000	1,000	6,000

CAPITAL PROJECT SUMMARY (in Thousands of $)	PAGE NO.	ADOPTED BUDGET 2024	PRELIMINARY BUDGET 2025	FORECAST 2026	2027	2028	2029	2030	6-YEAR TOTAL 2025-2030
TRANSIT									
Transit Building Replacement and Renewal									
- Cash to Capital						1,000	1,000	600	2,600
- Canada Community-Building Fund		1,235	456	710					1,166
- External Debt		301	232	890	600				1,722
- Transfer from Prior Year Authorization			485						485
Total Transit Building Replacement and Renewal	220	1,536	1,173	1,600	600	1,000	1,000	600	5,973
Transit Roof Replacement and Ventilation Upgrade									
- Canada Community-Building Fund		2,350	2,400						2,400
- External Debt		100	100						100
- Transfer from Prior Year Authorization			392						392
Total Transit Roof Replacement and Ventilation Upgrade	222	2,450	2,892						2,892
Transit Buses (formerly Transition to Zero Emission Buses) - First charge against the 2025 Capital Budget of up to $38.0 million (Council March 20, 2024)									
- Cash to Capital						2,896	3,000	3,000	8,896
- Transit Bus Replacement Reserve			1,000			9,348	9,348	9,348	29,044
- Canada Community-Building Fund					8,262	8,355	8,973	12,341	37,931
- Investing in Canada Infrastructure Program (Federal Government)		15,352	16,532	40,046					56,578
- Investing in Canada Infrastructure Program (Provincial Government)		12,665	13,639	33,951					47,590
- External Debt		10,686	10,505	26,911	14,780	5,584	3,695	482	61,957
Total Transit Buses	223	38,703	41,676	100,908	23,042	26,183	25,016	25,171	241,996
Southwest Rapid Transitway (Stage 2) and Pembina Highway Underpass									
- Southwest Rapid Transitway (Stage 2) and Pembina Highway Underpass Payment Reserve		13,865	14,032	14,392	14,051	14,421	14,377	15,213	86,486
- P3 Annual Service / Financing Payments (City)		(13,194)	(13,319)	(13,679)	(13,338)	(13,708)	(13,664)	(14,500)	(82,208)
- External Debt Annual Service Payments (City)		(671)	(713)	(713)	(713)	(713)	(713)	(713)	(4,278)
Total Southwest Rapid Transitway (Stage 2) and Pembina Highway Underpass	225								
Heavy and Other Equipment Program (formerly Heavy Equipment Replacement Program)									
- Cash to Capital						650	826	500	1,976
- Canada Community-Building Fund		375	375	1,400					1,775
- External Debt		75	25	200	300			500	1,025
Total Heavy and Other Equipment Program	227	450	400	1,600	300	650	826	1,000	4,776
Hoist Replacement at Fort Rouge Garage									
- Canada Community-Building Fund		2,867	3,841	3,472					7,313
- External Debt		125	150	125					275
- Transfer from Prior Year Authorization			3,278						3,278
Total Hoist Replacement at Fort Rouge Garage	228	2,992	7,269	3,597					10,866
Land Acquisition									
- Transfer from Prior Year Authorization		420							
Administration and Control Centre Radio Replacement									
- Transfer from Prior Year Authorization		458							

CAPITAL PROJECT SUMMARY *(in Thousands of $)*	PAGE NO.	ADOPTED BUDGET 2024	PRELIMINARY BUDGET 2025	FORECAST 2026	2027	2028	2029	2030	6-YEAR TOTAL 2025-2030
Winnipeg Transit Master Plan Design and Implementation									
- Cash to Capital						150	100		250
- Canada Community-Building Fund		200							
- External Debt			100		150				250
- Transfer from Prior Year Authorization		533							
Total Winnipeg Transit Master Plan Design and Implementation	229	733	100		150	150	100		500
Radios and Intelligent Transportation Systems Replacement									
- Investing in Canada Infrastructure Program (Federal Government)		5,390							
- Investing in Canada Infrastructure Program (Provincial Government)		4,493							
- External Debt		7,130	266						266
Total Radios and Intelligent Transportation Systems Replacement	230	17,013	266						266
North Garage Replacement									
- Investing in Canada Infrastructure Program (Federal Government)		24,857	806						806
- Investing in Canada Infrastructure Program (Provincial Government)		20,711	672						672
- External Debt		19,751	705						705
Total North Garage Replacement	231	65,319	2,183						2,183
Primary Transit Network Infrastructure - First charge against the 2025 Capital Budget of up to $6.864 million (Council March 20, 2024).									
- Investing in Canada Infrastructure Program (Federal Government)			2,478	4,788					7,266
- Investing in Canada Infrastructure Program (Provincial Government)			2,114	3,990					6,104
- External Debt			2,272	4,758					7,030
Total Primary Transit Network Infrastructure	233		6,864	13,536					20,400
Rapid Transit (Downtown Corridors) Preliminary Design									
- Investing in Canada Infrastructure Program (Federal Government)			452	2,208					2,660
- Investing in Canada Infrastructure Program (Provincial Government)			376	1,840					2,216
- External Debt			365	1,759					2,124
Total Rapid Transit (Downtown Corridors) Preliminary Design	235		1,193	5,807					7,000
Wheelchair Securements Retro-fit - First charge against the 2025 Capital Budget of up to $500,000 (Council March 20, 2024).									
- Investing in Canada Infrastructure Program (Federal Government)			3,224	1,382					4,606
- Investing in Canada Infrastructure Program (Provincial Government)			2,687	1,151					3,838
- External Debt			3,714	1,592					5,306
Total Wheelchair Securements Retro-fit	236		9,625	4,125					13,750
Automatic Fare Collection System									
- External Debt		58							
- Transfer from Prior Year Authorization		6,442							
Total Automatic Fare Collection System Program		6,500							
Transit Waterline Replacement									
- Canada Community-Building Fund				1,490					1,490
- External Debt				50					50
Total Transit Waterline Replacement	238			1,540					1,540
Bus Shelters, Stops and On Street Infrastructure Program									
- Transfer from Prior Year Authorization	239		1,776						1,776

CAPITAL PROJECT SUMMARY *(in Thousands of $)*	PAGE NO.	ADOPTED BUDGET 2024	PRELIMINARY BUDGET 2025	FORECAST 2026	2027	2028	2029	2030	6-YEAR TOTAL 2025-2030
Safety Shield Extensions									
- Province of Manitoba Strategic Infrastructure Funding		2,184							
- External Debt		542							
Total Safety Shield Extensions		2,726							
TOTAL TRANSIT		139,300	75,417	132,713	24,092	27,983	26,942	26,771	313,918
WATERWORKS SYSTEM									
Waterworks System - Supply and Treatment									
Financed by Waterworks Retained Earnings:									
Shoal Lake Aqueduct Renewals (formerly Shoal Lake Aqueduct Condition Assessment and Rehabilitation)	240	1,000	7,068			7,134			14,202
Shoal Lake Aqueduct Intake Facility Renewals (formerly Shoal Lake Aqueduct Intake Facility Rehabilitation)	241			850	4,050	350	970		6,220
Branch Aqueduct Renewals (formerly Branch Aqueduct Condition Assessment and Rehabilitation)	242		2,800	4,700	1,500			1,000	10,000
Regulatory Assessment of Water System Infrastructure and Supply Sources	243			250					250
Deacon Resevoir Cell Renewal (formerly Deacon Reservoir Cell Rehabilitation)	244			100					100
Discharge Meter Renewals at the In-town Pumping Stations (formerly Discharge Meter Upgrades at the In-town Pumping Stations)	245	2,150	212						212
Pumping Stations Reliability (formerly Pumping Stations Reliability Upgrades)	246	615			500		2,000	2,000	4,500
Water Treatment Plant Programmable Logic Controllers Upgrade		3,880							
Water Treatment Plant Asset Refurbishment and Replacement Program	247	2,000	14,500			1,400	13,900		29,800
Water Supply, Treatment, and Distribution Electrical Renewals (formerly Water Supply, Treatment, and Distribution Electrical Upgrades)	248	1,520			3,300			3,000	6,300
Greater Winnipeg Water District Railway Renewals (formerly Greater Winnipeg Water District Railway Capital Upgrades)	249	150	3,636						3,636
HVAC Renewals at Pumping Stations (formerly HVAC Upgrades at Pumping Stations)	250					1,850			1,850
Tache Booster Pumping Station	251		450						450
Pumping Stations and Reservoirs Renewals (formerly Pumping Stations and Reservoirs Structural Upgrades)	252						1,198	9,917	11,115
Waterworks System Security Renewals (formerly Waterworks System Security Upgrades)	253		5,857	313					6,170
Water Treatment Plant Force Main Reliability	254						2,300		2,300
Total Waterworks System - Supply and Treatment		11,315	34,523	6,213	9,350	10,734	20,368	15,917	97,105
Waterworks System - Distribution									
Financed by Waterworks Retained Earnings:									
CentrePort South Water and Sewer Servicing		3,200							
Feeder Main Renewals (formerly Feeder Main Condition Assessment and Rehabilitation)	255	3,900	3,694	634	274	250	211	467	5,530
Water Meter Renewals									
- Water Meter Renewal Reserve	256	2,000	66,496	17,322	18,455	16,598	12,819	1,310	133,000
Water Main Renewals									
- Water Main Renewal Reserve	257	20,500	21,000	21,750	22,750	24,500	24,750	26,000	140,750
Total Waterworks System - Distribution		29,600	91,190	39,706	41,479	41,348	37,780	27,777	279,280
TOTAL WATERWORKS SYSTEM (Utility Supported)		40,915	125,713	45,919	50,829	52,082	58,148	43,694	376,385

Return to Table of Contents

CAPITAL PROJECT SUMMARY *(in Thousands of $)*	PAGE NO.	ADOPTED BUDGET 2024	PRELIMINARY BUDGET 2025	FORECAST 2026	2027	2028	2029	2030	6-YEAR TOTAL 2025-2030
SEWAGE DISPOSAL SYSTEM									
Sewage Disposal System - Treatment									
Financed by Sewage Disposal System Retained Earnings:									
Sludge Drying Beds Decommissioning		375							
Process Control System Renewal (formarly Process Control System Master Plan and Upgrade)	258		535	750	113	13,387			14,785
WEWPCC Screening and Grit Removal	259		4,220	17,351					21,571
Asset Refurbishment and Replacement Program	260	8,500	16,088	8,133	5,934	5,400	2,500	8,190	46,245
WEWPCC Ponds Revegetation	262		348						348
SEWPCC Facilities Plan	263			644					644
NEWPCC Upgrade: Power Supply and Headworks Facilities									
- Retained Earnings		19,475							
- External Debt		25,000							
Total NEWPCC Upgrade: Power Supply and Headworks Facilities		44,475							
Total Sewage Disposal System - Treatment		53,350	21,191	26,878	6,047	18,787	2,500	8,190	83,593
Sewage Disposal System - Collection									
Financed by Sewage Disposal System Retained Earnings:									
Arc Flash Hazard Regulatory Upgrades (formerly Arc Flash Hazard Analysis and Remediation)									
- Retained Earnings			400	1,000					1,400
- Transfer from Prior Year Authorization		1,000							
Total Arc Flash Hazard Regulatory Upgrades	264	1,000	400	1,000					1,400
Lift Station Renewals (formerly Lift Stations Upgrading)	265	6,000	6,000	7,000	10,500	8,000	8,000	8,000	47,500
Combined Sewer Overflow and Basement Flood Management Strategy									
- Environmental Projects Reserve	267	47,000	41,500	46,500	47,000	30,000	30,000	30,000	225,000
Southwest Interceptor	269			21,450	33,262	28,536			83,248
Environmental Standards Laboratory Facility Plan		625							
Vacuum Truck Decanting Facility	270	400	285			866	4,639		5,790
CentrePort South Water and Sewer Servicing		9,500							
Sewer Renewals									
- Sewer System Rehabilitation Reserve	271	21,000	26,250	26,750	24,500	25,500	26,250	27,000	156,250
Wastewater Services Facility Plan									
- Retained Earnings		300							
- Transfer from Prior Year Authorization		350							
Total Wastewater Services Facility Plan		650							
Northwest Interceptor Regional Assessment Study	272		325						325
River Crossings Monitoring and Renewals (formerly River Crossings Monitoring and Rehabilitation)									
- Retained Earnings			17,412						17,412
- Province of Manitoba Strategic Infrastructure Funding		10,000							
Total River Crossings Monitoring and Renewals	273	10,000	17,412						17,412
Total Sewage Disposal System - Collection		96,175	92,172	102,700	115,262	92,902	68,889	65,000	536,925
TOTAL SEWAGE DISPOSAL SYSTEM (Utility Supported)		149,525	113,363	129,578	121,309	111,689	71,389	73,190	620,518

CAPITAL PROJECT SUMMARY (in Thousands of $)	PAGE NO.	ADOPTED BUDGET 2024	PRELIMINARY BUDGET 2025	FORECAST 2026	2027	2028	2029	2030	6-YEAR TOTAL 2025-2030
SOLID WASTE DISPOSAL									
Solid Waste Disposal - Landfill									
Financed by Retained Earnings:									
Brady Road Resource Management Facility - Cell Construction									
- Retained Earnings		1,000						227	227
- Canada Community-Building Fund							753		753
- Province of Manitoba Strategic Infrastructure Funding			4,000		5,800				9,800
- External Debt			12,800	4,300		4,900	5,147		27,147
Total Brady Road Resource Management Facility - Cell Construction	274	1,000	16,800	4,300	5,800	4,900	5,900	227	37,927
Soil Fabrication for Landfill Cover									
- Landfill Rehabilitation Reserve	276	1,775	1,400	750	110				2,260
Brady Road Resource Management Facility - Landfill Gas Capture Expansion	277			150	3,100			200	3,450
Total Solid Waste Disposal - Landfill		2,775	18,200	5,200	9,010	4,900	5,900	427	43,637
Solid Waste Disposal - Collection									
Financed by Solid Waste Disposal Waste Diversion Reserve:									
Green Cart Program: Organics Collection and Processing Service Development	278	500	1,522		390	18,460			20,372
Comprehensive Integrated Waste Management Strategy - Review	279					610			610
Total Solid Waste Disposal - Collection		500	1,522		390	19,070			20,982
TOTAL SOLID WASTE DISPOSAL SYSTEM (Utility Supported)		3,275	19,722	5,200	9,400	23,970	5,900	427	64,619
LAND DRAINAGE UTILITY									
Land Drainage and Flood Control									
Financed by Transfer from Sewage Disposal System Fund:									
Flood Pumping Station Renewals (formerly Flood Pumping Station Rehabilitation)	280	1,500	1,259	2,047	1,500	1,500	1,500	1,500	9,306
Land Drainage Sewers - Regional / Local Streets	282	100	100	100	100	100	100	100	600
Stormwater Retention Basin Renewals (formerly Stormwater Retention Basin Upgrades)	283	485			600			600	1,200
Outfall Renewals (formerly Outfall Rehabilitation)	284	1,000	3,000	3,200	2,000	2,000	3,000	3,000	16,200
Land Drainage and Combined Sewers Outfall Gate Structure Renewals (formerly Land Drainage and Combined Sewers Outfall Gate Structures)	285	2,150	2,889	2,977					5,866
Development Agreement Paybacks									
- Developer Capacity Charges	286	300	1,500	500	750			600	3,350
Peguis Street Land Drainage Sewer and Outfall Oversizing Payback	287		441						441
Stormwater Retention Basin and Channel Water Level Monitoring	288		209						209
Primary Line of Defense Condition Assessment		750							
Dugald Drain Capacity Study		450							
TOTAL LAND DRAINAGE UTILITY (Utility Supported)		6,735	9,398	8,824	4,950	3,600	4,600	5,800	37,172

Return to Table of Contents

CAPITAL PROJECT SUMMARY *(in Thousands of $)*	PAGE NO.	ADOPTED BUDGET 2024	PRELIMINARY BUDGET 2025	FORECAST 2026	2027	2028	2029	2030	6-YEAR TOTAL 2025-2030
SPECIAL OPERATING AGENCIES									
WINNIPEG FLEET MANAGEMENT AGENCY									
Financed by Accumulated Surplus (Retained Earnings):									
Shop Tools & Equipment Upgrades	289	**600**		**452**	**230**	**230**	**230**	**230**	**1,372**
Power Tools	290	**125**		**125**	**125**	**125**	**125**	**125**	**625**
Building Renovations	291	**346**			**222**	**222**	**222**	**222**	**888**
Fleet Asset Acquisitions									
- External Debt		**17,968**							
Light Fleet Asset Acquisitions									
- Transfer from General Revenue Fund			**339**						**339**
- Transfer from Animal Services Accumulated Surplus (Retained Earnings)			**272**						**272**
- External Debt			**3,499**	**3,000**	**3,000**	**3,000**	**3,000**	**3,000**	**18,499**
Total Light Fleet Asset Acquisitions	292		**4,110**	**3,000**	**3,000**	**3,000**	**3,000**	**3,000**	**19,110**
Medium, Heavy & Specialty Fleet Asset Acquisitions									
- External Debt	294		**18,110**	**13,020**	**13,020**	**12,670**	**12,670**	**12,670**	**82,160**
Fuel Site Upgrades and Improvements	296		**777**	**200**	**200**	**200**	**200**	**200**	**1,777**
Light Fleet Propane Conversion Trial		**135**							
TOTAL WINNIPEG FLEET MANAGEMENT AGENCY		**19,174**	**22,997**	**16,797**	**16,797**	**16,447**	**16,447**	**16,447**	**105,932**
WINNIPEG PARKING AUTHORITY									
Financed by Accumulated Surplus (Retained Earnings):									
Automated License Plate Recognition Renewal Program	297	**245**	**293**	**298**	**306**	**334**	**340**	**334**	**1,905**
Millennium Library Parkade High Priority Repairs									
- Province of Manitoba Strategic Infrastructure Funding			**7,686**		**2,817**				**10,503**
- External Debt		**675**		**3,284**					**3,284**
Total Millennium Library Parkade High Priority Repairs	298	**675**	**7,686**	**3,284**	**2,817**				**13,787**
TOTAL WINNIPEG PARKING AUTHORITY		**920**	**7,979**	**3,582**	**3,123**	**334**	**340**	**334**	**15,692**

Capital Project Detail

2025 Preliminary Capital Budget and 2026 to 2030 Five-Year Forecast

Notes:

1. Capital Budget amounts are estimates only and are subject to materials management policy (e.g. tenders, bids, and contract awards including Public Private Partnership Proposals).

2. The Public Service uses a cost estimate classification determined using AACE International Recommended Practices for capital budget estimates – see Appendix C.

3. Included in the capital project authorizations are corporate and departmental overhead amounts (FTE related costs, administrative costs, etc.). Consistent with asset management principles, specific recoveries are included in the capital project business case/basis of estimate. Actual expenses may vary from budget depending on in-year circumstances.

4. Included in the capital budget authorizations, for Public Works only, are amounts for Strategic Municipal Infrastructure Research (SMIR), not to exceed 0.5% of tax-supported infrastructure preservation capital budgets, as approved by Council on April 30, 2003. Infrastructure is defined as permanent physical systems of a community, including roadways, utilities, water, sewage, buildings and parks. SMIR funding is essential to undertake research that will optimize life cycle costs and innovate to provide the best value for construction and preservation of Public Works infrastructure.

5. Capital projects could be aligned to multiple *OurWinnipeg* goals; however, the most relevant goal is noted on individual projects – see Appendix I. *OurWinnipeg* is the guiding development plan for the City.

6. Capital projects are also aligned to the Strategic Priorities Action Plan (SPAP) – see Appendix I. SPAP outlines Council's key priorities and actions.



Transit Garage
Photo Credit: City of Winnipeg

Table of Contents

Capital Projects Listing by Department

Public Works 37
Community Services 107
Winnipeg Police Service 133
Fire Paramedic Service 149
Planning, Property and Development 164
Assets and Project Management (Municipal Accommodations) 178
City Clerks 183
Council 190
Chief Administrative Office 192
Innovation & Technology 194
Assessment and Taxation 219
Transit 220
Water and Waste 240
Winnipeg Fleet Management Agency 289
Winnipeg Parking Authority 297



City of Winnipeg Archives Building (Carnegie Library)
Photo Credit: George Penner

Project Name: **Pedestrian and Cycling Program**

Standing Policy Committee: Public Works

Department: Public Works
Project: 1832000125

Service: Active Transportation
OurWinnipeg: Environmental Resilience

AUTHORIZATION	Previous Budgets	2025 Estimate	FORECAST 2026	2027	2028	2029	2030	Five-Year Forecast Total	Six-Year Total
Project Costs ($000's)	N/A *	2,228	5,407	6,660	6,978	7,810	8,044	34,899	37,127
Financed by:									
Cash to Capital					300	300	300	900	900
Local Street Renewal Reserve		500	2,199	2,686	2,819	2,988	3,222	13,914	14,414
Regional Street Renewal Reserve			837	1,077	1,159	1,194	1,194	5,461	5,461
Canada Community-Building Fund		886	1,888	2,649	2,700	3,328	3,328	13,893	14,779
Province of Manitoba Strategic Infrastructure Funding				248				248	248
External Debt		842	483					483	1,325

CASH FLOW	2025	2026	2027	2028	2029	2030	Beyond 2030	Total
Project Costs ($000's)	1,894	4,930	6,472	6,930	7,686	8,009	1,206	37,127
Financed by:								
Cash to Capital				255	300	300	45	900
Local Street Renewal Reserve	425	1,944	2,613	2,799	2,963	3,187	483	14,414
Regional Street Renewal Reserve	-	711	1,041	1,147	1,189	1,194	179	5,461
Canada Community-Building Fund	753	1,738	2,535	2,692	3,234	3,328	499	14,779
Province of Manitoba Strategic Infrastructure Funding			211	37				248
External Debt	716	537	72					1,325

NET OPERATING IMPACT ($000's)	2025	2026	2027	2028	2029	2030
Operating costs						
Debt and finance charges	32	76	96	97	97	97
Transfer to General Capital Fund				300	300	300
Total Direct Costs	32	76	96	397	397	397
Less: Incremental Revenue/Recovery	46	125	155	171	185	194
Net Cost/(Benefit)	(14)	(49)	(59)	226	212	203
Incremental Full Time Equivalent Positions	-	-	-	-	-	-

Class Estimate: See table below for 2025 class estimate

Strategic Priority Action Plan Theme: A Green and Growing City with Sustainable Renewal of Infrastructure

SPAP Action Item: 4.3 Accelerate implementation of the Pedestrian and Cycling Strategy

Pedestrian and Cycling Program (continued):

Project name / description	2025 Class Est	2025	2026	2027	2028	2029	2030	Total
Sidewalks Regional and Non-Regional - Various Locations			530					530
Bicycle Corridors:								
Elmwood/Transcona to North East Pioneers Greenway Connection			300					300
Neighbourhood Greenways	5	205	200					405
Cyclist Detection Signal Actuation Select Locations	4	50						50
St. Matthews Protected Bike Lane Upgrade - Preliminary Design			900					900
Maryland St/Sherbrook St Upgrade to Protected Bike Lane	4	1,061	1,736					2,797
Cycling Monitoring Data Collection	N/A **	20	20	20				60
Pre-cast Curb Replacement				380				380
Recreational Walkways and Bicycle Paths:								-
Graham Avenue Temporary Improvements	N/A **	125						125
Lagimodiere Twin Overpasses Rehabilitation Multi-use Paths				3,200				3,200
The Forks - Nestaweya River Trail Improvements	N/A **	20						20
Bicycle Parking Partnership Grants	N/A **	45	30					75
Togo Ave. to Churchill Dr. - Multi-use Path Extension - connection to Transit Blue Line path at Woodward Ave				300				300
Northwest Hydro Corridor Phase 2 Construction Church Ave to Casino and Leila Ave to Daylan Marshall Gate Park			550					550
Temporary/Pilot Walking and Cycling Projects - Various Locations	N/A **	40						40
Public Education Awareness and Promotion:								
Communication and Promotions			25					25
Partnership Grant Program:	N/A **	160	160					320
2025 Allocation Winnipeg Repair Education and Cycling Hub (The WRENCH) - $45,000 Winnipeg Trails Association (Cycling Lessons and Community Building) - $40,050 Winnipeg Trails Association (Stronger Together) - $25,000 Green Action Centre (Bicycle Education and Skills Training Program) - $28,650 Green Action Centre (Bike Everywhere Month) - $10,000 Bike Week Winnipeg - $11,300								
Active Safe Routes to School, various locations			454					454
Kildonan Park Bergen Bridge Lease North Winnipeg Parkway	N/A **	2	2	2				6
Active Transportation studies*	N/A **	500	500	500	500	500	500	3,000
Various projects - funding to be allocated				2,258	6,478	7,310	7,544	23,590
Total		**2,228**	**5,407**	**6,660**	**6,978**	**7,810**	**8,044**	**37,127**

Project list and timing is subject to change due to operational requirements and unexpected urgent needs.

Pedestrian and Cycling Program (continued):

Budget is used for the construction of new pedestrian and cycling facilities, facilities enhancements, studies, and support for public education, awareness and promotions of walking and cycling. The budget may be utilized for the purchase of land to facilitate the delivery of new and enhanced facilities as required. Funding is also used to support public engagement and design studies in advance of planned road renewals.

The Pedestrian and Cycling Program supports the delivery of the City's long-term vision to maximize transportation options by ensuring the accessibility, comfort, and safety of walking and cycling in Winnipeg.

The Director of Public Works may be required to reallocate funds within the Pedestrian and Cycling Program based on financing requirements.

Grants and land lease payments paid from the program are not subject to City overheads.

On July 15, 2015, Council approved the Winnipeg Pedestrian and Cycling Strategies (PCS) with the following motion: All costs included in the Pedestrian and Cycling Strategies are estimates, no budget allocation is included with the approval of the Pedestrian and Cycling Strategies document, and all projects and project costs relating to the Pedestrian and Cycling Strategies document will be considered by City Council through the annual budget process. Pedestrian and Cycling Action Plans will be presented to the Standing Policy Committee for information on a yearly basis to provide status updates on previous and current projects.

On July 13, 2016, Council approved the recommendation of the Standing Policy Committee on Infrastructure Renewal and Public Works: That all projects related to the Pedestrian and Cycling Strategies document be submitted to the Standing Policy Committee on Infrastructure Renewal and Public Works for recommendation to Council.

On April 20, 2021, the Standing Policy Committee on Infrastructure Renewal and Public Works passed a motion that every September the Public Service shall provide the standing committee with the next year's proposed work plan for the Pedestrian and Cycling Strategies document, highlighting any changes from the current five-year forecast.

Any surplus funds will automatically be transferred to the following year's Pedestrian and Cycling Program Budget. On December 15, 2021, Council directed that any surplus funds from Active Transportation (AT) infrastructure identified as part of the report described in Recommendation 2.J. of the 2022 budget be transferred and dedicated to the following year's AT capital program.

On December 15, 2021, Council directed (as per 2022 Adopted Capital Budget recommendation 2L) the Public Service to:

i. Include active transportation facilities in all road renewals and rehabilitations that have been included in the 2022 Preliminary Capital Budget and 2023 to 2027 Five-Year Forecast, if facilities in those locations have been identified within the Winnipeg Pedestrian and Cycling Strategies.

ii. That in the event the road project and the active transportation facilities exceed the delegated authorities of the public service, or the project cannot be built as contemplated in the Winnipeg Pedestrian and Cycling Strategies, the Public Service be directed to report back to the appropriate Committee of Council on their recommendation to construct the facilities as prescribed, with a request for additional spending authorities, or recommend an alternate plan to restore the connectivity of the active transportation strategies network.

iii. Update the Winnipeg Pedestrian and Cycling Strategies in conjunction with the next update of the Transportation Master Plan to ensure that future roads investments requiring AT will be reviewed and analyzed prior to making road investments.

The Pedestrian and Cycling Program supports the following program areas:

Sidewalks Regional and Non-Regional - Various Locations

Includes construction of new sidewalks on regional streets where none presently exist and where provision is warranted. Provides additional funding to support pedestrian crossings improvements and/or crossing upgrades on regional streets. The prioritization of future locations will be guided by the Pedestrian and Cycling Strategies, which is currently being updated as part of the Transportation Master Plan 2050 process. Upon its completion, the priority sidewalk locations will be identified through the annual Pedestrian and Cycling Program update or the annual capital budget process.

Includes construction of new sidewalks on non-regional streets that must meet at least one of the following:

• connect existing sidewalks to a significant destination business/public facility/senior facility, etc.

• is located within 1.5 km of a school and has been identified by a Neighbourhood Based Consultation process (for example a School Travel Plan or Neighbourhood Area Plan);

• is required to connect pedestrians to a bus stop, where the property owners fronting the proposed sidewalk are not considered to be the main or a major benefiter from the new sidewalk, and likely would not support the sidewalk as a Local Improvement.

Pedestrian and Cycling Program (continued):

Bicycle Corridors

Development of new bicycle facilities on the Bicycle Network as prioritized in the Pedestrian and Cycling Strategies. Provides support to complete gaps in the Bicycle Network. Supports the supply and installation of permanent and temporary bicycle parking through an annual Bicycle Parking Grant program. Provides additional funding to support the development of Neighbourhood Greenways during local street renewal projects. Considers support for a pedestrian and cycling monitoring strategy. Supports the replacement of pre-cast curbs on existing routes, as required.

Development of Neighbourhood Greenways - bike routes introduced on neighbourhood streets with low vehicle speeds and volumes that may include a range of treatments to slow down traffic and reduce traffic volumes to improve safety for walking, biking and driving.

Recreational Walkways and Bicycle Paths

Construction of new recreational walkways and off-street bicycle path facilities where no walkway or cycle facility presently exists, and where the provision of such a facility is warranted.

Public Education, Awareness and Promotion

Support educational programming, public safety and awareness in support of walking and cycling. Supports the promotion of new and existing pedestrian and cycling facilities including a walking and cycling communications strategy. Considers support for a City-wide wayfinding system.

Partnership Grant Program

The Public Education, Awareness and Promotion grant program provides a funding opportunity for not-for-profit / community based industry partners who promote cycling and active transportation in Winnipeg. Grant applications are submitted, assessed and approved annually.

*Funding will support external consulting and/or up to two internal temporary full-time project management staff (2.0 full-time equivalents) to undertake contract administration, design work and public engagement activities related to active transportation construction projects, both stand-alone and as part of future street renewal projects.

The Director of Public Works be authorized to prioritize other pedestrian and cycling projects based on opportunities that arise if extra funding is available due to program projects being completed below estimates and/or funded through other capital programs. All additional works will be communicated through the annual pedestrian and cycling updates.

See Appendix 11 for details on Active Transportation project funding in the 2025 capital budget.

The estimated useful life of assets within this program ranges from five to seventy-five years dependent upon the asset class under consideration.

With adoption of the 2025 Capital Budget, Council authorizes first charges in the amount of $2.286 million for 2026 projects in 2025 or prior to the adoption of the 2026 capital budget to facilitate their timely delivery, including Maryland St/Sherbrook St Upgrade to Protected Bike Lanes and Northwest Hydro Corridor Phase 2 Construction.

Projects within the program will not proceed until a class 3 estimate is obtained.

* N/A - No amounts have been included in the "Previous Budgets" due to this program's on-going nature.

** N/A as this is a rolling program.

Project Name: **Transportation Planning Studies (formerly Transportation Master Plan)**

Standing Policy Committee: Public Works

Department: Public Works
Project: 1833000125

Service: Transportation Planning and Traffic Management
OurWinnipeg: City Building

AUTHORIZATION	Previous Budgets	2025 Estimate	FORECAST 2026	2027	2028	2029	2030	Five-Year Forecast Total	Six-Year Total
Project Costs ($000's)	N/A *	846	205	-	-	-	877	1,082	1,928
Financed by:									
Canada Community-Building Fund		678	164				877	1,041	1,719
Province of Manitoba Strategic Infrastructure Funding		168						-	168
External Debt			41					41	41

CASH FLOW	2025	2026	2027	2028	2029	2030	Beyond 2030	Total
Project Costs ($000's)	719	301	31	-	-	745	132	1,928
Financed by:								
Canada Community-Building Fund	576	241	25			745	132	1,719
Province of Manitoba Strategic Infrastructure Funding	143	25						168
External Debt		35	6					41

NET OPERATING IMPACT ($000's)	2025	2026	2027	2028	2029	2030
Operating costs						
Debt and finance charges		4	9	10	10	10
Transfer to General Capital Fund						
Total Direct Costs	-	4	9	10	10	10
Less: Incremental Revenue/Recovery	9	5				9
Net Cost/(Benefit)	(9)	(1)	9	10	10	1
Incremental Full Time Equivalent Positions	-	-	-	-	-	-

Class Estimate: See table below for 2025 class estimate

Strategic Priority Action Plan Theme: A Green and Growing City with Sustainable Renewal of Infrastructure

SPAP Action Item: 4.9 Increase coordination to address speeding, traffic calming, properly designed streets, and modern road and sidewalk engineering

Projects in 2025-2030 are anticipated to include:

Project name / description (in priority order)	Service	2025 Class Est	2025	2026	2027	2028	2029	2030	Total
Winnipeg areas travel study (WATS) update	Transportation Planning and Traffic Management	4	846						846
Winnipeg microscopic transportation model (Downtown and Norwood Bridge/St. Mary's/ Marion)	Transportation Planning and Traffic Management			205					205
King Edward Twinning - preliminary design	Transportation Planning and Traffic Management							877	877
Total			**846**	**205**	**-**	**-**	**-**	**877**	**1,928**

Transportation Planning Studies (continued):

Project list and timing is subject to change due to operational requirements and unexpected urgent needs.

Projects within the program will not proceed until a class 3 estimate is obtained.

Program will support planning and design studies in alignment with the recommendations of the Transportation Master Plan 2050 (pending) which are necessary to account for temporal changes in land use and transportation needs.

* N/A - No amounts have been included in the "Previous Budgets" due to this program's on-going nature.

Project Name: **Traffic Signals Vehicle Detection Program**

Standing Policy Committee: Public Works

Department: Public Works
Project: 1831100225

Service: Transportation Planning and Traffic Management
OurWinnipeg: Good Health and Well-Being

AUTHORIZATION	Previous Budgets	2025 Estimate	FORECAST 2026	2027	2028	2029	2030	Five-Year Forecast Total	Six-Year Total
Project Costs ($000's)	N/A *	250	250	250	250	258	266	1,274	1,524
Financed by:									
Frontage Levy					250	258	266	774	774
Province of Manitoba Strategic Infrastructure Funding		250	250	250				500	750

CASH FLOW	2025	2026	2027	2028	2029	2030	Beyond 2030	Total
Project Costs ($000's)	213	250	250	250	257	265	39	1,524
Financed by:								
Frontage Levy				213	257	265	39	774
Province of Manitoba Strategic Infrastructure Funding	213	250	250	37				750

NET OPERATING IMPACT ($000's)	2025	2026	2027	2028	2029	2030
Operating costs						
Debt and finance charges						
Transfer to General Capital Fund						
Total Direct Costs	-	-	-	-	-	-
Less: Incremental Revenue/Recovery	3	3	3	7	8	8
Net Cost/(Benefit)	(3)	(3)	(3)	(7)	(8)	(8)
Incremental Full Time Equivalent Positions	-	-	-	-	-	-

Class Estimate: See table below for 2025 class estimate

Strategic Priority Action Plan Theme: A Green and Growing City with Sustainable Renewal of Infrastructure

SPAP Action Item: 4.9 Increase coordination to address speeding, traffic calming, properly designed streets, and modern road and sidewalk engineering

Project name / description (in priority order)	Service	2025 Class Est	2025	2026	2027	2028	2029	2030	Total
25-30 locations to be identified for repair or replacement of vehicle detection equipment	Transportation Planning and Traffic Management	4	250	250	250	250	258	266	1,524
Total			**250**	**250**	**250**	**250**	**258**	**266**	**1,524**

Project list and timing is subject to change due to operational requirements and unexpected urgent needs.

This is an annual program which includes city-wide repair and replacement of vehicle detection in order to maintain proper (designed) operation of signalized intersections. Damaged vehicle detection loops or radar are replaced with modern radar vehicle detection technology.

Projects within the program will not proceed until a class 3 estimate is obtained.

* N/A - No amounts have been included in the "Previous Budgets" due to this program's on-going nature.

Project Name: **Traffic Signals Bases & Bulbs Replacements**

Standing Policy Committee: Public Works

Department: Public Works
Project: 1831100126

Service: Transportation Planning and Traffic Management
OurWinnipeg: Good Health and Well-Being

AUTHORIZATION	Previous Budgets	2025 Estimate	FORECAST 2026	2027	2028	2029	2030	Five-Year Forecast Total	Six-Year Total
Project Costs ($000's)	N/A *	-	1,500	1,500	1,500	1,545	1,591	7,636	7,636
Financed by:									
Frontage Levy					1,500	1,492	1,591	4,583	4,583
Canada Community-Building Fund						53		53	53
Province of Manitoba Strategic Infrastructure Funding				1,500				1,500	1,500
External Debt			1,500					1,500	1,500

CASH FLOW	2025	2026	2027	2028	2029	2030	Beyond 2030	Total
Project Costs ($000's)	-	1,275	1,500	1,500	1,538	1,584	239	7,636
Financed by:								
Frontage Levy				1,275	1,493	1,576	239	4,583
Canada Community-Building Fund					45	8		53
Province of Manitoba Strategic Infrastructure Funding			1,275	225				1,500
External Debt		1,275	225					1,500

NET OPERATING IMPACT ($000's)	2025	2026	2027	2028	2029	2030
Operating costs						
Debt and finance charges		147	326	353	353	353
Transfer to General Capital Fund						
Total Direct Costs		147	326	353	353	353
Less: Incremental Revenue/Recovery		16	19	45	49	52
Net Cost/(Benefit)	-	131	307	308	304	301
Incremental Full Time Equivalent Positions	-	-	-	-	-	-

Class Estimate: Not applicable, as this is a program

Strategic Priority Action Plan Theme: A Green and Growing City with Sustainable Renewal of Infrastructure

SPAP Action Item: 4.9 Increase coordination to address speeding, traffic calming, properly designed streets, and modern road and sidewalk engineering

Project name / description (in priority order)	Service	2025 Class Est	2025	2026	2027	2028	2029	2030	Total
LED display replacements	Transportation Planning and Traffic Management			250	250	250	250	250	1,250
Traffic signals bases replacements	Transportation Planning and Traffic Management			1,250	1,250	1,250	1,295	1,341	6,386
Total			**-**	**1,500**	**1,500**	**1,500**	**1,545**	**1,591**	**7,636**

Project list and timing is subject to change due to operational requirements and unexpected urgent needs.

This program is to replace traffic signal bases in poor condition and LED bulbs at end of useful life. Traffic signal bases provide the structural foundation for traffic signal poles and cabinets and are crucial for the safe construction and operation of traffic signals. In total, approximately 500 high-risk bases must be replaced. Additionally, LED bulbs that provide for signal illumination are aging and fading, and many require replacement.

Projects within the program will not proceed until a class 3 estimate is obtained.

* N/A - No amounts have been included in the "Previous Budgets" due to this program's on-going nature.

Project Name: **Traffic Management Centre Equipment Program (formerly Traffic Management Centre Evergreening Program)**

Standing Policy Committee: Public Works

Department: Public Works
Project: 1833000325

Service: Transportation Planning and Traffic Management
OurWinnipeg: Good Health and Well-Being

AUTHORIZATION	Previous Budgets	2025 Estimate	FORECAST 2026	2027	2028	2029	2030	Five-Year Forecast Total	Six-Year Total
Project Costs ($000's)	N/A *	200	200	200	200	496	598	1,694	1,894
Financed by:									
Cash to Capital						290	386	676	676
Canada Community-Building Fund		200	200	200	200	206	212	1,018	1,218

CASH FLOW	2025	2026	2027	2028	2029	2030	Beyond 2030	Total
Project Costs ($000's)	170	200	200	200	452	583	89	1,894
Financed by:								
Cash to Capital					247	372	57	676
Canada Community-Building Fund	170	200	200	200	205	211	32	1,218

NET OPERATING IMPACT ($000's)	2025	2026	2027	2028	2029	2030
Operating costs					33	33
Debt and finance charges						
Transfer to General Capital Fund					290	386
Total Direct Costs					323	419
Less: Incremental Revenue/Recovery	2	3	3	3	11	15
Net Cost/(Benefit)	(2)	(3)	(3)	(3)	312	404
Incremental Full Time Equivalent Positions	-	-	-	-	-	-

Class Estimate: See table below for 2025 class estimate

Strategic Priority Action Plan Theme: A Green and Growing City with Sustainable Renewal of Infrastructure

SPAP Action Item: 4.9 Increase coordination to address speeding, traffic calming, properly designed streets, and modern road and sidewalk engineering

Project name / description (in priority order)	Service	2025 Class Est	2025	2026	2027	2028	2029	2030	Total
Modem and camera renewal	Transportation Planning and Traffic Management	5	200	200	200	200	206	212	1,218
Camera network expansion	Transportation Planning and Traffic Management						290	386	676
Total			**200**	**200**	**200**	**200**	**496**	**598**	**1,894**

Project list and timing is subject to change due to operational requirements and unexpected urgent needs.

Funding for this program will provide for the renewal of Traffic Management Centre (TMC) equipment which has reached the end of its useful life. including the renewal of modems for both TMC cameras and traffic signal controllers as part of supporting the full range of TMC services.

Beginning in 2029, this program will further support the expansion of the camera network by 10 cameras each year with a goal to achieve full coverage of the regional street network by 2034. An additional $33,000 in annual operating costs will be required each year to support licensing, data contracts and camera installation.

Projects within the program will not proceed until a class 3 estimate is obtained.

* N/A - No amounts have been included in the "Previous Budgets" due to this program's on-going nature.

Project Name: **Road Safety Improvement Program**

Standing Policy Committee: Public Works

Department: Public Works
Project: 1831000125

Service: Transportation Planning and Traffic Management
OurWinnipeg: Good Health and Well-Being

AUTHORIZATION	Previous Budgets	2025 Estimate	FORECAST 2026	2027	2028	2029	2030	Five-Year Forecast Total	Six-Year Total
Project Costs ($000's)	N/A *	2,500	2,934	6,154	7,458	8,628	8,886	34,060	36,560
Financed by:									
Frontage Levy					3,635	4,576	4,893	13,104	13,104
Canada Community-Building Fund					345	470	153	968	968
Local Street Renewal Reserve			1,366	2,154	1,739	1,791	1,920	8,970	8,970
Regional Street Renewal Reserve			766	1,854	1,739	1,791	1,920	8,070	8,070
Province of Manitoba Strategic Infrastructure Funding		2,500	802	2,146				2,948	5,448

CASH FLOW	2025	2026	2027	2028	2029	2030	Beyond 2030	Total
Project Costs ($000's)	2,125	2,869	5,671	7,262	8,452	8,848	1,333	36,560
Financed by:								
Frontage Levy				3,090	4,435	4,845	734	13,104
Canada Community-Building Fund				293	451	201	23	968
Local Street Renewal Reserve		1,161	2,036	1,801	1,783	1,901	288	8,970
Regional Street Renewal Reserve		651	1,691	1,756	1,783	1,901	288	8,070
Province of Manitoba Strategic Infrastructure Funding	2,125	1,057	1,944	322				5,448

NET OPERATING IMPACT ($000's)	2025	2026	2027	2028	2029	2030
Operating costs						
Debt and finance charges						
Transfer to General Capital Fund						
Total Direct Costs	-	-	-	-	-	-
Less: Incremental Revenue/Recovery	27	72	145	224	260	273
Net Cost/(Benefit)	(27)	(72)	(145)	(224)	(260)	(273)
Incremental Full Time Equivalent Positions	-	-	-	-	-	-

Class Estimate: See table below for 2025 class estimate

Strategic Priority Action Plan Theme: A Green and Growing City with Sustainable Renewal of Infrastructure

SPAP Action Item: 4.9 Increase coordination to address speeding, traffic calming, properly designed streets, and modern road and sidewalk engineering

Road Safety Improvement Program (continued):

Project name / description (in priority order)	Service	2025 Class Est	2025	2026	2027	2028	2029	2030	Total
Additional flashers at pedestrian corridors	Transportation Planning and Traffic Management	4	145	145	1,070				1,360
Pedestrian crossing improvements - multiple locations	Transportation Planning and Traffic Management	5	30	200	500	850	850	875	3,305
Traffic signage - as required	Transportation Planning and Traffic Management	5	30	40	100	150	160	175	655
Traffic calming - multiple locations	Transportation Planning and Traffic Management	5	450	450	550	900	925	950	4,225
Road Safety Strategic Action Plan priority items	Transportation Planning and Traffic Management	5	980	980	980	980	1,960	1,960	7,840
Roadside Safety Improvements	Transportation Planning and Traffic Management				850	1,400	1,450	1,500	5,200
Railway Crossing Improvements	Transportation Planning and Traffic Management	5	400	425	450	500	550	600	2,925
Traffic Signals (new installations, left turn signals and improvements)	Transportation Planning and Traffic Management	3	295	400	750	1,250	1,250	1,300	5,245
Research studies and operational reviews	Transportation Planning and Traffic Management	5	70	100	250	300	350	400	1,470
To be identified**	Transportation Planning and Traffic Management	5	100	194	654	1,128	1,133	1,126	4,335
Total			**2,500**	**2,934**	**6,154**	**7,458**	**8,628**	**8,886**	**36,560**

Project list and timing is subject to change due to operational requirements and unexpected urgent needs.

Projects within the program will not proceed until a class 3 estimate is obtained.

** Locations are submitted to Standing Policy Committee on Public Works for approval prior to construction.

** Includes funding in 2025 and beyond to support up to two temporary full-time project coordinators (2.0 full-time equivalents) to undertake contract administration and design work related to road safety improvement projects, both stand-alone and as part of future street renewal projects.

* N/A - No amounts have been included in the "Previous Budgets" due to this program's on-going nature.

Project Name: **Strategic Road Network Study**

Standing Policy Committee: Public Works

Department: Public Works
Project: 1803000124

Service: Transportation Planning and Traffic Management
OurWinnipeg: City Building

AUTHORIZATION	Previous Budgets	2025 Estimate	FORECAST 2026	2027	2028	2029	2030	Five-Year Forecast Total	Six-Year Total
Project Costs ($000's)	375	-	375	-	-	-	-	375	375
Financed by:									
Canada Community-Building Fund			300					300	300
External Debt			75					75	75

CASH FLOW	2025	2026	2027	2028	2029	2030	Beyond 2030	Total
Project Costs ($000's)	-	319	56	-	-	-	-	375
Financed by:								
Canada Community-Building Fund		255	45					300
External Debt		64	11					75

NET OPERATING IMPACT ($000's)	2025	2026	2027	2028	2029	2030
Operating costs						
Debt and finance charges		37	82	88	88	88
Transfer to General Capital Fund						
Total Direct Costs	-	37	82	88	88	88
Less: Incremental Revenue/Recovery						
Net Cost/(Benefit)	-	37	82	88	88	88
Incremental Full Time Equivalent Positions	-	-	-	-	-	-

Class Estimate: 5

Strategic Priority Action Plan Theme: A Green and Growing City with Sustainable Renewal of Infrastructure

SPAP Action Item: 4.9 Increase coordination to address speeding, traffic calming, properly designed streets, and modern road and sidewalk engineering

Commencement of a functional design study in 2024 and 2025 to identify the requirements to achieve a limited access, high level of mobility Strategic Road Network, as identified in the Transportation Master Plan 2050 (pending). Funding in 2026 will support the development of a Class 3 estimate.

Project Name: **Salt and Sand Storage Shed**

Standing Policy Committee: Public Works

Department: Public Works
Project: 1803000125

Service: Roadway Snow Removal and Ice Control
OurWinnipeg: Good Health and Well-Being

AUTHORIZATION	Previous Budgets	2025 Estimate	FORECAST 2026	2027	2028	2029	2030	Five-Year Forecast Total	Six-Year Total
Project Costs ($000's)	-	750	-	-	-	-	-	-	750
Financed by:									
Canada Community-Building Fund		600						-	600
Province of Manitoba Strategic Infrastructure Funding		150						-	150

CASH FLOW	2025	2026	2027	2028	2029	2030	Beyond 2030	Total
Project Costs ($000's)	638	112	-	-	-	-	-	750
Financed by:								
Canada Community-Building Fund	510	90						600
Province of Manitoba Strategic Infrastructure Funding	128	22						150

NET OPERATING IMPACT ($000's)	2025	2026	2027	2028	2029	2030
Operating costs						
Debt and finance charges						
Transfer to General Capital Fund						
Total Direct Costs	-	-	-	-	-	-
Less: Incremental Revenue/Recovery	8	1	-	-	-	-
Net Cost/(Benefit)	(8)	(1)				
Incremental Full Time Equivalent Positions	-	-	-	-	-	-

Class Estimate: 5

Strategic Priority Action Plan Theme: None

Rehabilitation of the Salt and Sand Storage Facility at 1220 Pacific Ave. The work consists of replacing the dome canvas, corrosion treatment of truss members, surface restoration of concrete walls, and sealing of gaps in between the concrete wall and floor.

The work would maintain the City's compliance with applicable federal and provincial legislation regarding the storage and use of snow and ice control products.

Project Name: **St. Anne's Road Widening**

Standing Policy Committee: Public Works

Department: Public Works
Project: 1803000224

Service: Transportation Planning and Traffic Management
OurWinnipeg: City Building

AUTHORIZATION	Previous Budgets	2025 Estimate	FORECAST 2026	2027	2028	2029	2030	Five-Year Forecast Total	Six-Year Total
Project Costs ($000's)	109	-	-	180	3,726	-	-	3,906	3,906
Financed by:									
Canada Community-Building Fund				180	3,726			3,906	3,906

CASH FLOW	2025	2026	2027	2028	2029	2030	Beyond 2030	Total
Project Costs ($000's)	-	-	153	3,194	559	-	-	3,906
Financed by:								
Canada Community-Building Fund			153	3,194	559			3,906

NET OPERATING IMPACT ($000's)	2025	2026	2027	2028	2029	2030
Operating costs						
Debt and finance charges						
Transfer to General Capital Fund						
Total Direct Costs	-	-	-	-	-	-
Less: Incremental Revenue/Recovery			2	40	7	
Net Cost/(Benefit)	-	-	(2)	(40)	(7)	-
Incremental Full Time Equivalent Positions	-	-	-	-	-	-

Class Estimate: See table below

Strategic Priority Action Plan Theme: A Green and Growing City with Sustainable Renewal of Infrastructure

SPAP Action Item: 4.9 Increase coordination to address speeding, traffic calming, properly designed streets, and modern road and sidewalk engineering.

	2025	2026	2027	2028	2029	2030
Class Estimate			**4**	**5**		
Authorization ($000's)						
Detailed Design & Construction			180	3,726		

Project will extend the divided cross-section on St. Anne's Road southerly by approximately 280 metres through the intersection with Creek Bend Road. Detailed design and construction forecasted to begin in 2027.

Project Name: **Pipeline Twinning - Leila to Templeton**

Standing Policy Committee: Public Works

Department: Public Works
Project: 1803000127

Service: Transportation Planning and Traffic Management
OurWinnipeg: City Building

AUTHORIZATION	Previous Budgets	2025 Estimate	FORECAST 2026	2027	2028	2029	2030	Five-Year Forecast Total	Six-Year Total
Project Costs ($000's)	-	-	-	590	1,116	2,863	-	4,569	4,569
Financed by:									
Frontage Levy						437		437	437
Canada Community-Building Fund				590	1,116	2,426		4,132	4,132

CASH FLOW	2025	2026	2027	2028	2029	2030	Beyond 2030	Total
Project Costs ($000's)	-	-	502	1,037	2,601	429	-	4,569
Financed by:								
Frontage Levy					371	66		437
Canada Community-Building Fund			502	1,037	2,230	363		4,132

NET OPERATING IMPACT ($000's)	2025	2026	2027	2028	2029	2030
Operating costs						
Debt and finance charges						
Transfer to General Capital Fund						
Total Direct Costs	-	-	-	-	-	-
Less: Incremental Revenue/Recovery			6	13	40	6
Net Cost/(Benefit)	-	-	(6)	(13)	(40)	(6)
Incremental Full Time Equivalent Positions	-	-	-	-	-	-

Class Estimate: 5

Strategic Priority Action Plan Theme: A Green and Growing City with Sustainable Renewal of Infrastructure

SPAP Action Item: 4.9 Increase coordination to address speeding, traffic calming, properly designed streets, and modern road and sidewalk engineering

Project will twin Pipeline Road from Leila to Templeton including the construction of a multi-use path and improvements to the Leila and Pipeline intersection.

Project Name: **Regional and Local Street Renewal**

Standing Policy Committee: Public Works

Department: Public Works
Project: 1804000125

Service: Roadway Construction and Maintenance
OurWinnipeg: Leadership and Good Governance

AUTHORIZATION	Previous Budgets	2025 Estimate	FORECAST 2026	2027	2028	2029	2030	Five-Year Forecast Total	Six-Year Total
Project Costs ($000's)	N/A *	164,610	159,045	165,807	173,723	183,454	203,431	885,460	1,050,070
Financed by:									
Frontage Levy		17,800	17,800	17,800	17,800	17,800	17,800	89,000	106,800
Local Street Renewal Reserve		75,857	80,292	35,785	90,832	96,711	102,748	406,368	482,225
Regional Street Renewal Reserve		62,138	60,753	53,707	64,891	68,743	82,683	330,777	392,915
Canada Community-Building Fund		1,635						-	1,635
Province of Manitoba Strategic Infrastructure Funding				58,315				58,315	58,315
Provincial Funding - Other		6,000						-	6,000
Funding from Other Municipalities		845						-	845
Future Services Account		200	200	200	200	200	200	1,000	1,200
External Debt		135						-	135

CASH FLOW	2025	2026	2027	2028	2029	2030	Beyond 2030	Total
Project Costs ($000's)	139,919	159,880	164,793	172,535	181,994	200,434	30,515	1,050,070
Financed by:								
Frontage Levy	15,130	17,800	17,800	17,800	17,800	17,800	2,670	106,800
Local Street Renewal Reserve	64,478	79,627	42,461	82,575	95,829	101,842	15,413	482,225
Regional Street Renewal Reserve	52,818	60,961	54,764	63,213	68,165	80,592	12,402	392,915
Canada Community-Building Fund	1,390	245						1,635
Province of Manitoba Strategic Infrastructure Funding			49,568	8,747				58,315
Provincial Funding - Other	5,100	900						6,000
Funding from Other Municipalities	718	127						845
Future Services Account	170	200	200	200	200	200	30	1,200
External Debt	115	20						135

NET OPERATING IMPACT ($000's)	2025	2026	2027	2028	2029	2030
Operating costs						
Debt and finance charges	5	9	9	9	9	9
Transfer to General Capital Fund						
Total Direct Costs	5	9	9	9	9	9
Less: Incremental Revenue/Recovery	2,854	3,372	2,505	3,476	3,840	4,209
Net Cost/(Benefit)	(2,849)	(3,363)	(2,496)	(3,467)	(3,831)	(4,200)
Incremental Full Time Equivalent Positions	-	-	-	-	-	-

Class Estimate: Not applicable, as this is a program

Strategic Priority Action Plan Theme: A Green and Growing City with Sustainable Renewal of Infrastructure

SPAP Action Item: 4.9 Increase coordination to address speeding, traffic calming, properly designed streets, and modern road and sidewalk engineering

Projects within the program will not proceed until a class 3 estimate is obtained.

Any surplus funds will automatically be transferred to the following year's Regional and Local Street Renewal Program Budget.

Regional and Local Street Renewal (continued):

On May 14, 2008, Council concurred in the recommendation that a policy be adopted to incorporate Active Transportation facilities into any reconstruction or rehabilitation required on any infrastructure identified as an Active Transportation facility in the Proposed Active Transportation Network. On July 15, 2015, Council adopted the Pedestrian and Cycling Strategies as the long range pedestrian and cycling transportation policy for the City of Winnipeg. Depending on the proposed street renewal treatment and the planning and priority status of the proposed sidewalk or pedestrian and/or cycling facility, the Regional and Local Street Renewal program may include new sidewalks or implement the intention of the Winnipeg Pedestrian and Cycling Strategies.

On December 15, 2021, Council directed that any surplus funds from Active Transportation (AT) infrastructure identified as part of the report described in Recommendation 2.J. of the 2022 adopted budget be transferred and dedicated to the following years' AT capital program.

On July 13, 2023, Council adopted the Proposed Funding Strategy for Multimodal Roadway and Bridge Infrastructure which approved funding of tree preservation and replacements as part of local street renewal projects. This can include tree protection, tree removal, tree replacement, the addition of modular suspended pavement systems, and any other work within the limits of street renewals to protect, maintain or improve the urban canopy.

Subject to Council approval. A separate 2% property tax increase dedicated to regional and local road renewals is planned for 2025 and 2026, and 2028 to 2030. In 2027, the 2% property tax increase will be dedicated to tax supported operations. The roads capital program will be funded by the Provincial Strategic Infrastructure Funding.

* N/A - No amounts have been included in the "Previous Budgets" due to this program's on-going nature.

Regional Street Renewal Program

The Regional Street Renewal program includes the renewal and reconstruction of the City's regional streets, sidewalks and recreational walkways/paths, as well as incorporating pedestrian and cycling facilities on regional street renewal projects where identified in the Winnipeg Pedestrian and Cycling Strategies. The program also funds the condition rating of regional streets. The purpose of this program is to maintain the level of service, structural integrity, and rideability of the transportation infrastructure network.

All Regional Street Renewal projects have a warranty period after substantial completion and/or in-service date for which costs may be incurred by the City. The Director of Public Works is authorized to establish projects to a maximum of $100,000 each to charge costs associated with warranty work should the related Regional Streets project be closed. The capital budget for the new project will be allocated from other surpluses within the program.

Any new projects using surplus funds in the 2025 Regional Street Renewal Program shall be approved by the Standing Policy Committee on Public Works.

A Regional Street Renewal Reserve (RSRR) was established in 2014 to increase investment in regional streets. On March 20, 2019, Council approved a change to the RSRR to include repair, renewal, and replacement of bridges.

Use of the Regional Street Renewal Reserve for purposes other than regional street, sidewalk or bridge renewals requires approval of 2/3 of City Council.

On March 20, 2024, Council authorized first charges in the amount of $70.705 million on 2025 streets in 2024 or prior to the adoption of the 2025 capital budget to facilitate timely delivery of the projects.

With adoption of the 2025 Capital Budget, Council authorizes first charges in the amount of $60.730 million for 2026 regional streets in 2025 or prior to the adoption of the 2026 capital budget to facilitate timely delivery of the projects. Refer to Attachment 1 of the 2025 Budget Council Recommendations for specific locations (also noted on the last page of the Regional and Local detail sheet).

Local Street Renewal Program

Local Streets are all non-regional streets including residential streets, collector streets, industrial streets, and park streets. The Local Street Renewal program includes the renewal and reconstruction of the City's local streets, sidewalks, and alleys, as well as constructing new sidewalks on local street renewal projects where identified in the Winnipeg Pedestrian and Cycling Strategies or where the terms for New Non-Regional Sidewalks under the Pedestrian and Cycling Program are met. The program also funds the condition rating of streets, sidewalks, alleys and recreation walkways/paths. The purpose of this program is to maintain the level of service, structural integrity, and rideability of the transportation infrastructure network.

On November 20, 2013, Council amended the Local Improvement process by creating a pilot program for six years (2014-2019) whereby the City of Winnipeg will finance asphalt paving of granular lanes as local improvements to the maximum of 50% of the cost of the improvement; and approved that the $1 million Granular Lane Fund be used as a funding source for the City's share of the amended Local Improvement Program. On July 19th, 2018, Council approved a six year extension to this program (2020-2024). On December 15, 2021, Council extended the program to 2027. The approval of the annual budget will extend the program to the five-year capital forecast. A portion of the Granular Lane Improvement Program includes funding dedicated to the lane pulvimixing program: $350,000 (2025), $1.0 million (2026 - 2030).

Regional and Local Street Renewal (continued):

All Local Street Renewal projects have a warranty period after substantial completion and/or in-service date for which costs may be incurred by the City. The Director of Public Works is authorized to establish projects to a maximum of $100,000 each to charge costs associated with warranty work should the related Local Streets project be closed. The capital budget for the new project will be allocated from other surpluses within the program.

Any new projects using surplus funds in the 2025 Local Street Renewal Program shall be approved by the Standing Policy Committee on Public Works.

A Local Street Renewal Reserve (LSRR) was established in 2013 to increase investment in local streets, lanes and sidewalks. On March 20, 2019, Council approved a change to the LSRR to include the repair, renewal, and replacement of bridges.

Use of the Local Street Renewal Reserve for purposes other than local streets, alleys, sidewalk or bridge renewals requires approval of 2/3 of City Council.

As per recommendations B.1 and B.2 of the Road Construction Working Group Report, approved by Council on September 26, 2019, specific local streets are included in the program details. See next pages for program details.

With adoption of the 2025 Capital Budget, Council authorizes first charges in the amount of $2.0 million for 2026 local streets in 2025 or prior to the adoption of the 2026 capital budget to facilitate timely delivery of the projects. Refer to Attachment 1 of the 2025 Budget Council Recommendations for specific locations.

REGIONAL STREET RENEWAL PROGRAM Authorization ($000's)	2025	2026	2027	2028	2029	2030	Six-Year Total
Funding							
Regional Street Renewal Reserve	62,138	60,753	53,707	64,891	64,743	82,683	392,915
Funding from Other Municipalities	845						845
Frontage Levy	10,681	13,800	17,800	17,800	17,800	17,800	95,681
Province of Manitoba Strategic Infrastructure Funding			9,500				9,500
Provincial Funding - Other	6,000						6,000
Total Regional Street Renewal Funding	79,664	74,553	81,007	82,691	86,543	100,483	504,941
Regional Street Renewals	69,281	67,530	59,985	60,110	63,820	77,634	398,360
Regional Accessibility Improvements:							
Regional Sidewalk and Curb Renewals	673	711	1,351	1,391	1,433	1,476	7,035
Regional Paving of Granular Shoulders	265	273	281	290	299		1,408
Downtown Streets:							
Sidewalk, Curb, and Street Renewals				1,739	1,791	1,844	5,374
Portage Av & Main St Intersection - initial opening design and construction	8,640						8,640
Regional Provisional Maintenance:							
Kenaston Blvd - Ness to Taylor	200	206	212	218	225	232	1,293
Trade Route Corridors - Planning & Design		5,200					5,200
Pavement Management System	100	100	100	100	100	100	600
Rating Streets, Sidewalks, and Paths			265			290	555
Tree Preservation and Replacements	505	533	1,013	1,043	1,075	1,107	5,276
Frontage Levy Unallocated			17,800	17,800	17,800	17,800	71,200
Total Regional Street Renewal Program	**79,664**	**74,553**	**81,007**	**82,691**	**86,543**	**100,483**	**504,941**

Regional and Local Street Renewal (continued):

LOCAL STREET RENEWAL PROGRAM Authorization ($000's)	2025	2026	2027	2028	2029	2030	Six-Year Total
Funding							
Local Street Renewal Reserve	75,857	80,292	35,785	90,832	96,711	102,748	482,225
Canada Community-Building Fund	1,635						1,635
Future Services Account	200	200	200	200	200	200	1,200
Frontage Levy	7,119	4,000					11,119
External Debt	135						135
Province of Manitoba Strategic Infrastructure Funding			48,815				48,815
Total Local Street Renewal Program Funding	**84,946**	**84,492**	**84,800**	**91,032**	**96,911**	**102,948**	**545,129**
Industrial Streets	12,511	11,836	12,148	12,468	12,796	13,180	74,939
Parks Streets	225	2,250					2,475
Residential Streets	59,879	49,538	47,200	49,566	51,186	54,982	312,351
Alley Renewals	5,357	12,091	14,045	18,088	21,712	22,363	93,656
Granular Roadway Improvements:							
Type II Road Oiling	637	656	675	696	716	737	4,117
Granular Lane Improvement Program	1,432	2,125	2,170	2,215	2,262	2,330	12,534
Sidewalks and Active Transportation Renewals:							
Sidewalk Renewals on Local Streets - Various Locations	1,122	3,278	4,502	4,637	4,776	4,919	23,234
Recreational Walkways and Bike Pathway Renewals	3,278	2,185	2,251	2,319	2,388	2,460	14,881
Rating Streets, Sidewalks, Alleys, and Paths			796			870	1,666
Tree Preservation and Replacements	505	533	1,013	1,043	1,075	1,107	5,276
Total Local Street Renewal Program	**84,946**	**84,492**	**84,800**	**91,032**	**96,911**	**102,948**	**545,129**
TOTAL REGIONAL & LOCAL STREET RENEWAL PROGRAM	**164,610**	**159,045**	**165,807**	**173,723**	**183,454**	**203,431**	**1,050,070**

Regional and Local Street Renewal (continued):

Regional and Local Street Renewal Location Listing

REGIONAL STREET RENEWAL LOCATIONS Authorization ($000's)	2025	2026	2027	2028	2029	2030	Six-Year Total
Regional Street Renewals:							
Inkster Blvd - Sheppard St to Main St	6,470						6,470
Abinojii Mikanah Blvd - St. Anne's Rd to River Rd	7,410						7,410
Downtown Streets: *		7,290	12,000	12,320			31,610
Carlton St							
Notre Dame to Ellice Av							
Portage Av to St. Mary Av							
York Av to Broadway							
Edmonton St - Broadway to Portage Av							
Hargrave St							
Notre Dame Av to Ellice Av							
St. Mary Av to Graham Av							
Kennedy St							
Cumberland Av to Ellice Av							
Portage Av to Broadway							
St Mary Av - Edmonton St to Memorial Bv							
York Av - Memorial Bv to Edmonton St							
McGregor St - Church Av to McAdam Av	3,900						3,900
McGregor St / Partridge Av	5,040						5,040
McGregor St - Seven Oaks Av to Leila Av							
Partridge Av - McGregor St to Main St							
Dugald Rd / Plessis Rd	6,910						6,910
Dugald Rd - Plessis Rd to 390 m east of Ravenhurst							
Plessis Rd - #984 Plessis to Fermor Av							
Sargent Av / Ellice Av	2,630						2,630
Sargent Av - Empress St to Erin St							
Ellice Av - Erin St to Empress St							
Wellington Av - Empress St to Berry St *		2,535					2,535
Wilkes Av - Harstone Rd to PTH 100 *	375	3,395					3,770
St. Anne's Rd - St. Mary's Rd to Fermor Av	5,255						5,255
St. Mary's Rd - Fermor Av to Arden Av *	601	5,800					6,401
Pembina Hwy SB - La Salle River to Perrault Av	6,110						6,110
Corydon Av - Shaftesbury Blvd to Kenaston Blvd			5,985				5,985
Portage Av	5,300						5,300
Portage Av WB - Sturgeon Rd to Cavalier Dr							
Portage Av EB - David St to Westwood Dr							
Portage Av EB - Banting Dr to Sturgeon Creek							
Dufferin Av / McGregor St *	850	7,645					8,495
Dufferin Av - Powers St to McGregor St							
McGregor St - Dufferin Av to Selkirk Av							
Lagimodiere Blvd/Concordia Ave Bridge Renewal Roadworks*		7,800					7,800
Pembina Hwy & Abinojii Mikanah Overpass Ramps *	4,100	4,000					8,100

Regional and Local Street Renewal Location Listing (continued):

REGIONAL STREET RENEWAL LOCATIONS Authorization ($000's)	2025	2026	2027	2028	2029	2030	Six-Year Total
Market Lands Streets *	360	9,725	11,180				21,265
Alexander Av - Princess St to Main St							
King St - William Av to Higgins Av							
James Av - King St to Main St							
Princess St - William Av to Higgins Av							
William Av - King St to Adelaide St							
St. Mary's Rd - St. Anne's Rd to Tache Ave - Study of potential traffic flow improvements	495						495
Waverley St and Bison Dr Intersection Class 3 Estimate Study	900						900
St. Mary's Rd - PTH 100 to Chrypko Dr *	645	7,795					8,440
McPhillips St Southbound - Emes Rd to South of North Point Bv *	150	1,780					1,930
Goulet St - Braemar Av to Tache Av *	140	1,305					1,445
Saskatchewan Av *		710	7,290				8,000
Abinojii Mikanah - Pembina Hw to Waverley St *		550	4,940				5,490
Leila Av - Simkin Dr to McPhillips St *		95	850				945
Main St *		305	2,730				3,035
SB North of Searforth Av to Partridge Av Red River Bv to City Limit							
Henderson Highway North Improvements			10,000	5,000	15,000	10,000	40,000
Empress Av - Saskatchewan Av to St Matthews Av			500				500
Mollard Rd	6,000						6,000
2028 Engineering			3,780				3,780
Regional Street Renewals - Annual Program - Various locations to be identified	5,640	6,800	730	42,790	48,820	67,634	172,414
Total Regional Street Renewals	**69,281**	**67,530**	**59,985**	**60,110**	**63,820**	**77,634**	**398,360**

* Request for first charges in 2025 or prior to the adoption of the 2026 Capital Budget

Regional and Local Street Renewal Location Listing (continued):

LOCAL STREET RENEWAL LOCATIONS Authorization ($000's)	2025	2026	2027	2028	2029	2030	Six-Year Total
Industrial Streets:							
Aikins St - Jarvis Av to Sutherland Av	*						
Robinson St - Jarvis Av to Sutherland Av	*						
Charles St - Jarvis Av to Sutherland Av	*						
Langside St - Notre Dame Av to Cumberland Av	*						
Quappelle Av - Kennedy St to Balmoral St	*						
Owena St - Henry Av to Logan Av	*						
Rupert Av - Main St to Martha St	*						
Bangor Av - Notre Dame Av to St. James St	*						
Orange St - Bangor Av to Dublin Av	*						
Bradford St - Saskatchewan Av to Wellington AV		*					
Grant Av Service Rd N - Harrow St to Grant Av		*					
Grant Av Service Rd S - Wilton St to Grant Av		*					
Austin St - Higgins Av to Henry Av		*					
Martha St - Austin St to Logan Av		*					
Sherbrook St - Logan Av to Henry Av		*					
Gunnell St - Henry Av to Logan Av		*					
Henry Av - Sherbrook St to Gunnell St		*					
Jarvis Av - Powers St to Andrews St		*					
Jarvis Av - McKenzie St to Parr St		*					
Jarvis Av - McGregor St to McKenzie St		*					
Jarvis Av - Andrews St to McGregor St		*					
Logan Av - Brookside Bv to Omand's Creek		*					
Stapleton St - Nairn Av to Thomas Av			*				
Lizzie St - Henry Av to Logan Av			*				
Lizzie St - Logan Av to Alexander Av			*				
Lizzie St - Higgins Av to Henry Av			*				
Derby St - Jarvis Av to Dufferin Av			*				
Gertrude Av - Osborne St to Scott St			*				
Jessie Av - Pembina Hwy to Osborne St			*				
Grant Av Service Rd - Nathaniel St to Grant Av			*				
Otter St - Buffalo Pl to 140 Otter St			*				
Otter St - Seel Av to 140 Otter St			*				
King St - Dufferin Av to Jarvis Av			*				
King St - Jarvis Av to Sutherland Av			*				
Trinity St - Logan Av to Alexander Av			*				
Alexander Av - Xante St to Arlington St			*				
Sherman St - Henry Av to Logan Av				*			
Tecumseh St - Henry Av to Logan Av				*			
Brookside Bv - Logan Av to Notre Dame Av				*			
Brookside Bv - Logan Av to Omand's Creek Bv				*			
Engineering Services for 2026 Projects	*						
Engineering Services for 2027 Projects		*					
Engineering Services for 2028 Projects			*				
Sub-total Industrial Street Renewals & Various locations to be identified	**12,511**	**11,836**	**12,148**	**12,468**	**12,796**	**13,180**	**74,939**

Regional and Local Street Renewal Location Listing (continued):

LOCAL STREET RENEWAL LOCATIONS Authorization ($000's)	2025	2026	2027	2028	2029	2030	Six-Year Total
Parks Streets							
Westview Park		*					
Garbage Hill Rd - Wellington Av to end							
King's Park		*					
King's Park Dr - King's Dr to end							
Kilcona Park Roads		*					
St. Vital Park		*					
Centre Dr - Lake Rd to Perimeter Rd							
River Dr - Perimeter Rd to Perimeter Rd							
Perimeter Rd - River Rd to River Dr							
Engineering Services for 2026 Projects	*						
Sub-total Parks Street Renewals & Various locations to be identified	**225**	**2,250**	**-**	**-**	**-**	**-**	**2,475**
Residential Streets:							
Alexander Av - Sherbrook St to Isabel St	*						
Cromwell St - St. Mary's Rd to Lyndale Dr	*						
Allard Av - St Charles St to Gagnon St	*						
Allard Av - St Charles St to Buchanan Bv	*						
Oxbow Bend Rd - Gagnon St to 200m W of Gagnon St	*						
Oxbow Bend Rd - Gagnon St to St Charles St	*						
Raquette St - Sansome Av to Browning Bv	*						
Haultain Cr - Raquette St to Raquette St	*						
Poole Cr - Shelley St to End	*						
Aldrich Av - Shelley St to Wordsworth Wy	*						
Westlund Wy - Oakdale Dr to McDowell Dr	*						
McDowell Dr - Westlund Wy to Oakdale Dr	*						
Blossom By - McDowell Dr to McDowell Dr	*						
Alenbrook By (N Leg) - End to Oakdale Dr	*						
McGee St - Ellice Av to St Matthews Av	*						
Burnell St - Ellice Av to St Matthews Av	*						
Huntleigh St - Portage Av to St Matthews Av	*						
McMicken St - Sargent Av to Ellice Av	*						
Dunrobin Av - Roch St to Brazier St	*						
Dunrobin Av - Brazier St to Henderson Hw	*						
Hershey St - Kimberly Av to End	*						
Allan St - Thames Av to Tweed Av	*						
Allan St - Tweed Av to Talbot Av	*						
Allan St - Talbot Av to Nairn Av	*						
Riverton Av - Allan St to Stadacona St	*						
Simpson Av -Louelda St to London St	*						
Carter Av - Pembina Hw to Lilac St	*						
Hector Av - Wentworth St to Stafford St	*						
Hector Av - Lilac St to Wentworth St	*						
East Gate - Blanchard Av to West Gate	*						
West Gate - Blanchard Av to Middle Gate	*						
Blanchard Av - West Gate to Middle Gate	*						

Regional and Local Street Renewal Location Listing (continued):

LOCAL STREET RENEWAL LOCATIONS Authorization ($000's)	2025	2026	2027	2028	2029	2030	Six-Year Total
Middle Gate - Cornish Av to East Gate	*						
St Anthony Av - Parr St to McGregor St	*						
St Anthony Av - Andrews St to McGregor St	*						
Perth Av - Parr St to McGregor St	*						
McKenzie St - Atlantic Av to Polson Av	*						
McKenzie St - Atlantic Av to Cathedral Av	*						
McKenzie St - Cathedral Av to Machray Av	*						
Prince Edward St - Barber St to Rover Av	*						
McFarlane St N - Rover Av to Sutherland Av	*						
Beeston Dr - Seaforth Av to Seaforth Av	*						
Seaforth Av - Aikins St to Main St	*						
Kingsford Av - Rothesay St to Roch St	*						
Corinne St - Mark Pearce Av to Oakland Av	*						
De Vries Av - Ragsdill Rd to McIvor Av	*						
De Vries Av - Bonner Av to Ragsdill Rd	*						
De Vries Av - Headmaster Rw to Bonner Av	*						
Callum Cr - Donwood Dr to Donwood Dr	*						
Dunits Dr - Jim Smith Dr to End	*						
Dunits Dr - Dunits Dr to Springfield Rd	*						
Ambergate Dr (Frontage) - #4 to #36	*						
Ambergate Dr (Frontage) - #3 to #63	*						
Ambergate Dr (Frontage) - #44 to #76	*						
Blechner Dr - Adsum Dr to Pipeline Rd	*						
Marnie Pl - Jefferson Av to Blechner Dr	*						
Whyte Av - Bury St to Quelch St	*						
Whyte Av - Quelch St to Vine St	*						
Bury St - Irysh Av to Whyte Av	*						
Irysh Av - Bury St to Blake St	*						
Radford St - Mountain Av to College Av	*						
Battery St - Redwood Av to Aberdeen Av	*						
Mountain Av - McPhillips St to Fife St	*						
Beacon St - Logan Av to Alexander Av	*						
Elgin Av - Sherbrook St to Isabel St	*						
Kate St - Elgin Av to William Av	*						
Beaverbrook St - Grant Av to Taylor Av	*						
Lanark St (Bay) - #821 to #851	*						
Lanark St (Bay) - #789 to #817	*						
Lanark St - Mathers Av to Taylor Av	*						
Marshall Cr - Waller Av to Clarence Av	*						
Waller Av - Vincent St to Pembina Hw	*						
Paterson St - Lochmoor Av to E End	*						
Lomond Bv - Paterson St to Paterson St	*						
Surfside Cr - Desjardins Dr to De La Seigneurie Bv	*						
Surfside Cr (Frontage) - #19 to #47	*						
Desjardins Dr (Frontage) - #127 to #167	*						
Huppe By - Island Shore Bv to Island Shore Bv	*						
Jubinville By - Betournay St to Betournay St	*						

Regional and Local Street Renewal Location Listing (continued):

LOCAL STREET RENEWAL LOCATIONS Authorization ($000's)	2025	2026	2027	2028	2029	2030	Six-Year Total
Westmount Dr - Cottonwood Rd to Cottonwood Rd	*						
Maywood Rd - Cottonwood Rd to Westmount Dr	*						
Heather Rd - Harper Av to Betournay St	*						
Heather Rd - Betournay St to Winakwa Rd	*						
Ashdale Av - Lyndale Dr to Highfield St	*						
Willow Point Rd - Pebble Beach Rd to Willowlake Cr	*						
Pebblewood Ln - 36 Pebblewood Ln to Heritage Bv	*						
Marjorie St - Ness Av to Portage Av	*						
Brooklyn St - Silver Av to Ness Av	*						
Brooklyn St - Ness Av to Portage Av	*						
Grimston Rd - Valence Av to Valence Av	*						
Chatham Pl - Morningside Dr to End	*						
Morningside Dr - Rochester Av to Valence Av	*						
Valence Av - Rochester Av to Rochester Av	*						
Hastings Bv - Dunkirk Dr to End	*						
Barrington Av - Dunkirk Dr to Pulberry St	*						
Barrington Av - Dunkirk Dr to St Mary's Rd	*						
St David Rd - Fermor Av to Havelock Av	*						
St David Pl - St David Rd to St David Rd	*						
Thorndale Av - St David Rd to St Mary's Rd	*						
Gillies Cr - Hatcher Rd to Hatcher Rd	*						
McMullen Cr - Hatcher Rd to Hatcher Rd	*						
Dzyndra Cr - Bournais Dr to Hatcher Rd	*						
Sims Cr - Hatcher Rd to Hatcher Rd	*						
Marcus Pl - Whiteway Rd to End	*						
Whiteway Rd - Sanford Fleming Rd to Clouston Dr	*						
Bayview Pl - Paulley Dr to McMeans Av E	*						
Paulley Dr - Dowling Ave E to Redonda St	*						
Dartmouth Dr - Snow St to Pembina Hw	*						
Snow St - Markham Rd to Dartmouth Dr	*						
Snow St - Dartmouth Dr to End	*						
Markham Rd - Snow St to Pembina Hw	*						
Alumni Pl - Chancellor Dr to Chancellor Dr	*						
Chancellor Dr - Markham Rd to 435 m east of Markham Rd	*						
West Av - Rouge Rd to Whitegates Cr		*					
Addington By (N Leg) - Oakdale Dr to End		*					
Raquette St - Browning Bv to Assiniboine Av		*					
Golf Bv - McBey Av to Meadowside Dr		*					
Addington Bay (S Leg) - End to Oakdale Dr		*					
Alenbrook By (S Leg) - Oakdale Dr to End		*					
Cora Av - Whitegates Cr to Maureen St		*					
Kilmer Av - Carroll Rd to Longfellow By		*					
Greenacre Bv - Portage Av to McBey Av		*					
Denton Pl - Grant Av to End		*					
Goulding St - Ellice Av to St Matthews Av		*					
Goulding St - Sargent Av to Ellice Av		*					
Goulding St - Wolever Av to Portage Av		*					

Regional and Local Street Renewal Location Listing (continued):

LOCAL STREET RENEWAL LOCATIONS Authorization ($000's)	2025	2026	2027	2028	2029	2030	Six-Year Total
Nassau St S - Hethrington Av to Morley Av		*					
Nassau St S - Brandon Av to Hethrington Av		*					
Kenneth St - Dowker Av to End		*					
Crowson By - Dowker Av to Dowker Av		*					
Daly St S - Carlaw Av to Morley Av		*					
Carlaw Av - Nassau St S to Daly St S		*					
Crescent Dr - South Dr to 862 Crescent Dr		*					
Crescent Dr - 862 Crescent Dr to Pembina Hw		*					
Crescent Dr - Park Entrance to South Dr		*					
Parker Av - Daniel St to 1223 Parker Av		*					
Parker Av - Daniel St to Derek St		*					
Parker Av - Derek St to Wynne St		*					
Weatherdon Av - Stafford St to Harrow St		*					
Brock St - Grant Av to Mathers Av		*					
Waterbury Dr WB - Lindenwood Dr E to Lindenwood Dr E		*					
Boston Av - Pembina Hw to Hudson St		*					
Lindenwood Dr E Frontage Rd - #348 to #308		*					
Lindenwood Dr E Frontage Rd - #364 to #412		*					
Lindenwood Dr E Frontage Rd - #371 to #419		*					
Lindenwood Dr W Frontage Rd - #751 to #787		*					
Lindenwood Dr W Frontage Rd - #795 to #839		*					
Rogan Dr - Bellavista Cr to Hamilton Av		*					
Bellavista Cr - Voyageur Av to Rogan Dr		*					
Radar Pl - Voyageur Av to Rogan Dr		*					
Rover Av - Barber St to Hallet St		*					
Rover Av - Angus St to Annabella St		*					
Rover Av - Barber St to Disraeli St		*					
McKenzie St - Kingsbury Av to Hartford Av		*					
McKenzie St - Hartford Av to Jefferson Av		*					
Arlington St - Lansdowne Av to Inkster Bv		*					
Arlington St - Enniskillen Av to Lansdowne Av		*					
Bushnell St - Logan Av to Alexander Av		*					
Elgin Av W - Keewatin St to Worth St		*					
McKelvey St - End to Logan Av		*					
Harriet St - McDermot Av to Notre Dame Av		*					
Harriet St - Bannatyne Av to McDermot Av		*					
Poplynn Dr WB - Egesz St to Egesz St		*					
Marigold By - Salvia By to End		*					
Sweetwood By - Forest Park Dr to Forest Park Dr		*					
Warren Pl - Amada Cr to End		*					
Yale Av W - Bond St to Day St		*					
Yale Av W - Winona St to Bond St		*					
Day St NB - Regent Av E to Victoria Av W		*					
Day St - Kildare Av W to Victoria Av E		*					
Day St SB - Victoria Av E to Kildare Av W		*					
Sunglow Rd - Dawnville Dr to Kildonan Meadow Dr		*					
Barry Av - Plessis Rd to Robson St		*					

Regional and Local Street Renewal Location Listing (continued):

LOCAL STREET RENEWAL LOCATIONS Authorization ($000's)	2025	2026	2027	2028	2029	2030	Six-Year Total
Litz Pl - Henderson Hw to Appleton St		*					
Paufield Dr - Karen St to Rothesay St		*					
Greenlea Cv - Gilmore Av to Gilmore Av		*					
Zeglinski Cr - Wiebes Dr to Zeglinski Cr		*					
Chopin Bv - Uxbridge Rd N to Wiebes Dr		*					
Beaverhill Bv - Everglade Pl to Shamrock Dr		*					
Beaverhill Bv NB - Everglade Pl to Fermor Av		*					
Beaverhill Bv SB - Fermor Av to Everglade Pl		*					
Beaverhill Bv Frontage Rd - #956 to #940		*					
Johnson Av E - Gateway Rd to Grey St		*					
Kent Rd - Beach Av to Talbot Av		*					
Kent Rd - Talbot Av to Nairn Av		*					
Kent Rd - Keenleyside St to Chalmers Av E		*					
Manhattan Av - Stapleton St to Keenleyside St		*					
Sawchuk By - Antrim Rd to Antrim Rd		*					
Chancellor Dr (N. Leg) - Markham Rd to #1662 Chancellor Dr		*					
Peacock Pl - Lake Grove By to End		*					
Kings Dr - 30m N of Seier Bay to Silverstone Av		*					
Kings Dr - Silverstone Av to Kilkenny Dr		*					
Carrigan Pl - Ulster St to End		*					
Parkville Dr - Dunkirk Rd to Pulberry St		*					
Beliveau Rd - Kearny St to Dakota St		*					
Berrydale Av - St Anne's Rd to End		*					
Glen Av - Killarney St to End		*					
Sandralin By - Avalon Rd to End		*					
English Pl - Bethray By to Darwin St		*					
Plumtree Pl - Meadowood Dr to End		*					
Dells Cr - Wales Av to Hazelwood Av (E Limit)		*					
Shelley St - Portage Av to McBey Av			*				
Belcourt By - Whitegates Cr to Whitegates Cr			*				
Reynolds By - Whitegates Cr to Browning Bv			*				
Vardon Pl - Pine Valley Dr to End			*				
Braid Pl - Pine Valley Dr to End			*				
Summerlands Bv - McBey Av to Woodlands Cr			*				
Wolever Av - Erin St to Clifton St			*				
Barratt Av - Spruce St to Clifton St			*				
Ingersoll St - St. Matthews Av to Portage Av			*				
Argue St - Beresford Av to End			*				
Beresford Av - Argue St to Lilac St			*				
Beresford Av - Lilac St to Cockburn St S			*				
Lilac St - Beresford Av to Jubilee Av			*				
Lilac St - Rathgar Av to Beresford Av			*				
Clarke St - River Av to Donald St			*				
Bell Av - Donald St to Clarke St			*				
McMillan Av - Arbuthnot St to Lilac St			*				
Wentworth St - Corydon Av to Warsaw Av			*				
Wentworth St - Warsaw Av to Mulvey Av			*				

Regional and Local Street Renewal Location Listing (continued):

LOCAL STREET RENEWAL LOCATIONS Authorization ($000's)	2025	2026	2027	2028	2029	2030	Six-Year Total
Wentworth St - Mulvey Av to Fleet Av			*				
Fleet Av - Ash St to Lindsay St			*				
Lindenwood Pl Frontage Rd - #2 to #22			*				
Lindenwood Pl Frontage Rd - #3 to #23			*				
Princemere Rd - Lindenwood Dr W to Kingsborough Dr			*				
Lindenwood Dr E Frontage Rd - #40 to #60			*				
Lindenwood Pl Frontage Rd - #27 to #39			*				
Westchester Dr - Farmingdale Bv to Fairhaven Rd			*				
Chapman Rd - Hamilton Av to Costello Dr			*				
Costello Dr - Gowler Rd to Chapman Rd			*				
Costello Dr - Corbett Dr to Gowler Rd			*				
Muriel St - Hillary Cr to Hillary Cr			*				
Chapman Rd - South Lake Dr to Hamilton Av			*				
Hedges By - Hollingsworth Av to Cavalier Dr			*				
Aberdeen Av - Main St to End			*				
Maple St N - Jarvis Av to Euclid Av			*				
Aberdeen Av - Salter St to McGregor St			*				
Andrews St - Aberdeen Av to Alfred Av			*				
Fowler St - St. Johns Av to Anderson Av			*				
St. Johns Av - Main St to Fowler St			*				
Euclid Av - Maple St N to Lusted Av			*				
Selkirk Av - Van Horne St to Sheppard St			*				
Vanier Dr - Montcalm Cr to Jefferson Av			*				
Amber Tl Frontage Rd - #112 to #184			*				
Amber Tl Frontage Rd - #113 to #153			*				
Ravelston Av E - Roanoke St to Leola St			*				
Ravelston Av E - Leola St to Wayoata St			*				
Rosseau Av E - Ravelston Av E to Leola St			*				
St Martin Bv - Wayoata St to Redonda St			*				
Timmerman Pl - Rutledge Cr to End			*				
Evelyn Shannon Pl - Rutledge Cr to End			*				
Maranda Pl - Filbert Cr to End			*				
Rosseau Av W - Brewster St to Hoka St			*				
Reinhard Pl - Donwood Dr to End			*				
Elaine Pl - Donwood Dr to End			*				
Claudia Pl - Donwood Dr to End			*				
Evenlea Wk - Gilmore Av to Gilmore Av			*				
Mellowmead Cv - Gilmore Av to Gilmore Av			*				
Melonlea Cv - Gilmore Av to Gilmore Av			*				
Serenity Cv - Gilmore Av to Gilmore Av			*				
Conifer Cr - Autumnwood Dr to 40 Conifer Dr			*				
Covent Rd - Crestwood Dr to Autumnwood Dr			*				
Beaverhill Bv - Burntwood Cr to Shamrock Dr			*				
Vermillion Rd - Grover Hills Ln to Beaverhill Bv			*				
Chester St - Talbot Av to Nairn Av			*				
Munroe Av - Byars By (W Leg) to London St			*				
Cameron St - Talbot Av to Herbert Av			*				

Regional and Local Street Renewal Location Listing (continued):

LOCAL STREET RENEWAL LOCATIONS Authorization ($000's)	2025	2026	2027	2028	2029	2030	Six-Year Total
Garvie By - Molson St to End			*				
Silvia St - Hespeler Av to Digby Av			*				
Marchant Cr - Hobbs Cr to Hobbs Cr			*				
Ashford Dr - John Forsyth Rd to Thornewood Av			*				
Thornewood Av - John Forsyth Rd to Ashford Dr			*				
Tufnell Dr Cul de Sac - Tufnell Dr to End			*				
Mager Dr - Kingston Rw to St Mary's Rd			*				
St Marks Pl - St Mary's Rd to Mager Dr W			*				
Inman Av - St Mary's Rd to St Anne's Rd			*				
Wisconsin St - Woodydell Av to Vista Av			*				
Iowa St - Hazelwood Dr to Woodydell Av			*				
Lake Island Cr - Chancellor Dr to End			*				
Kirkbridge Dr Frontage Rd - #230 to #298			*				
Kirkbridge Dr Frontage Rd - #187 to #293			*				
Bairdmore Bv Frontage Rd - #839 to #907			*				
Wellington Av - Banning St to Dominion St			*				
Engineering Services on 2026 Projects	*						
Engineering Services on 2027 Projects		*					
Engineering Services on 2028 Projects			*				
Engineering Services on 2029 Projects				*			
Sub-total Residential Street Renewals & Various locations to be identified	**59,879**	**49,538**	**47,200**	**49,566**	**51,186**	**54,982**	**312,351**
Alley Renewals:							
Baylor Av/Greyfriars Rd from Killarney Av to Loyola By	*						
Nassau St S/Osborne St from Walker Av to Rathgar Av	*						
Kennedy St/Edmonton St from St Mary Av to York Av	*						
Nassau St S/Osborne St from Kylemore Av to Walker Av	*						
Guelph St/Harrow St from Garwood Av to Dudley Av	*						
Hudson St/Pembina Hw from Clarence Av to Boston Av	*						
Corydon Av/Fleet Av from Oxford St to Cambridge St	*						
Guelph St/Harrow St from Grosvenor Av to Dorchester Av	*						
Hudson St/Pembina Hw from Howard Av to Clarence Av	*						
Minto St/Downing St from Sargent Av to Ellice Av		*					
Portage Av/Picardy Pl from Canora St to Broadway		*					
McMillan Av/Corydon Av - Cockburn St N to Hugo St N		*					
Templeton Av/Cork Av - Hanna St to Salter St		*					
Weinberg Rd/Leila Av - McGregor St to Weinberg Rd		*					
Emily St/McDermot Av - Tecumseh St to Notre Dame Av		*					
Bannatyne Av/McDermot Av - Arlington St to Tecumseh St		*					
Adelaide St/Princess St - McDermot Av to Notre Dame Av		*					
Ash St/Oak St to Academy Rd to Kingsway		*					
Campbell St/Cordova St - Grosvenor Av to Corydon Av		*					
Rosseau Av W/Ravelston Av W - Plessis Rd to Brewster St		*					
Portage Av/Allard Av - Bedson St to Best St		*					
Woodfield By/Woodfield By - Cathcart St to Woodfield By		*					
Strathcona St/BNSF Railway - St Mathews Av to Wolever Av		*					
London St/McCreedy Rd - Tu Pelo Av to Amelia Cr		*					

Regional and Local Street Renewal Location Listing (continued):

LOCAL STREET RENEWAL LOCATIONS Authorization ($000's)	2025	2026	2027	2028	2029	2030	Six-Year Total
Helmsdale Av/Kimberly Av - Golspie St to Raleigh St		*					
London St/Bayne Cr - Bayne Cr to Tu Pelo Av		*					
Garden Park Dr/Brambleberry Pl - Beecher Av to Templeton Av		*					
Adsum Dr/Sasaki Cr - Sasaki Cr to Sorokin St		*					
Renfrew St/Lindsay St - Kingsway to Grosvenor Av		*					
Lodge Av/Portage Av - Whytewold Rd to Vernon Rd		*					
Lodge Av/Portage Av - Olive St to Whytewold Rd		*					
Lodge Av/Portage Av - Wallasey St to Aldine St		*					
Lodge Av/Portage Av - Thompson Dr to Wallasey St		*					
Madison St/Silver Av - 480 Madison St to Kensington St		*					
La Porte Dr/Le Maire St - Le Maire St to Le Maire St		*					
Dubois Pl/Champagne Cr - Lamirande Pl to Champagne Cr		*					
Devonshire Dr/Whiteway Rd - Sanford Fleming Rd to Clouston Dr		*					
Regent Av E/Melrose Av E - Day St to Kanata St		*					
Nassau St N/Osborne St - Roslyn Rd to River Av		*					
Brophy Av/Ostafiew Farm Rd - Dexter St to Foyle St		*					
Rouge Rd/Jolliett Cr - Sansome Av to Jolliett Cr			*				
Goulding St/Minto St - Sargent Av to Ellice Av			*				
Grant Av Service Rd S/Weatherdon Av - Guelph St to Harrow St			*				
Jubilee Av/Churchill Dr - Cockburn St S to Daly St S			*				
Dufferin Av/Jarvis Av - McGregor St to Andrews St			*				
Jefferson Av/Madera Cr - Sheppard St to Marbury Rd			*				
Mapleglen Dr/Marlow Ct - Marlow Ct to Marlow Ct			*				
S of Mapleglen Dr - Marlow Ct to Manor House Ct			*				
Hillmartin Dr/Pembina Hwy - Kirkbridge Dr to Bairdmore Bv			*				
Whitley Dr/Novavista Dr/Dakota St/Hawkins Cr (All Segments)			*				
Carriage By/Ness Av - Valley View Dr to Heritage Bv			*				
Adsum Dr/Maevista Pl - Jefferson Av to Nicholson Cr (Both Legs)			*				
Logan Av/Alexander Av - Sherbrook St to Gwendoline St			*				
Dufferin Av/Jarvis Av - Andrews St to Powers St			*				
Chalfont Rd/Eldridge Av - Cathcart St to Whitetail Dr			*				
Whitegates Cr/Rouge Rd - Browning Bv to West Av (N/S Leg)			*				
Portage Av/McBey Av - Shelley St to Kirkfield St			*				
Hirt Cr/Southglen Bv - Hirt Cr to Ashworth St S			*				
Swan Lake By/Chancellor Dr - Swan Lake By to Swan Lake By			*				
Lake Fall Pl/Pembina Hw - Gull Lake Rd to Lake Fall Pl			*				
Chancellor Dr/Lake Fall Pl - Gull Lake Rd to Lake Fall Pl			*				
Somerville Av/Waterford Av - Beaumont St to Daniel St			*				
Blundell By/Swailes Av - Blundell By to Swailes Av (Both Legs)			*				
Paddington Rd/Brixton By - Brixton By to Burland Av			*				
St. Mary's Rd/Aldgate Rd - Burland Av to Gobert Cr (All Segments)			*				

Regional and Local Street Renewal Location Listing (continued):

LOCAL STREET RENEWAL LOCATIONS Authorization ($000's)	2025	2026	2027	2028	2029	2030	Six-Year Total
Furness By/Paddington Rd - Burland Av to Healy Cr			*				
Sage Wood Av/Sun Valley Dr - Kingsdale Rd to Southwell Rd			*				
Ritchot St/St Jean Baptiste St - Hamel Av to Dollard Bv (All Segments)			*				
Brixford Cr/Novavista Dr - Ashworth St to Bramton St (Both Legs)			*				
Fermor Av/Hull Av - St David Rd to St Elmo Rd			*				
Barker Bv/Roblin Bv - Stack St to Barker Bv			*				
Burntwood Cr/Beaverhill Bv - Lakewood Bv to Burntwood Cr			*				
Wendon By/Channing St - Burrows Av to Wendon By			*				
Alley S of Logan Av/Alexander Av - Sherbrook St to Gwendoline St (Both Legs)			*				
Raber Rd/Burrows Av - Albina Wy to Dexter St (All Segments outside Parashin By)			*				
Engineering Services on 2026 Projects	*						
Engineering Services on 2027 Projects		*					
Engineering Services on 2028 Projects			*				
Sub-total Alley Renewals & various locations to be identified	**5,357**	**12,091**	**14,045**	**18,088**	**21,712**	**22,363**	**93,656**

Regional and Local Street Renewal Location Listing (continued):

Request for First Charges in 2025 or Prior to the Adoption of the 2026 Capital Budget

REGIONAL STREET RENEWAL LOCATIONS Authorization ($000's)	2026
Downtown Streets: *	7,290
Carlton St Notre Dame to Ellice Av Portage Av to St. Mary Av York Av to Broadway	
Edmonton St - Broadway to Portage Av	
Hargrave St Notre Dame Av to Ellice Av St. Mary Av to Graham Av	
Kennedy St Cumberland Av to Ellice Av Portage Av to Broadway	
St Mary Av - Edmonton St to Memorial Bv	
York Av - Memorial Bv to Edmonton St	
Wellington Av - Empress St to Berry St *	2,535
Wilkes Av - Harstone Rd to PTH 100 *	3,395
St. Mary's Rd - Fermor Av to Arden Av *	5,800
Dufferin Av / McGregor St *	7,645
Dufferin Av - Powers St to McGregor St McGregor St - Dufferin Av to Selkirk Av	
Lagimodiere Blvd/Concordia Ave Bridge Renewal Roadworks*	7,800
Pembina Hwy & Abinojii Mikanah Overpass Ramps *	4,000
Market Lands Streets *	9,725
St. Mary's Rd - PTH 100 to Chrypko Dr *	7,795
McPhillips St SB - Emes Rd to South of North Point Bv *	1,780
Goulet St - Braemar Av to Tache Av *	1,305
Saskatchewan Av *	710
Abinojii Mikanah - Pembina Hw to Waverley St *	550
Leila Av - Simkin Dr to McPhillips St *	95
Main St *	305
SB North of Searforth Av to Partridge Av Red River Bv to City Limit	
Total Regional Street Renewal First Charges	**60,730**

Project Name: **Waterway Crossing and Grade Separations - Annual Program**

Standing Policy Committee: Public Works

Department: Public Works
Project: 1805000125

Service: Roadway Construction and Maintenance
OurWinnipeg: City Building

AUTHORIZATION	Previous Budgets	2025 Estimate	FORECAST 2026	2027	2028	2029	2030	Five-Year Forecast Total	Six-Year Total
Project Costs ($000's)	N/A *	3,549	3,900	3,290	5,643	4,980	12,208	30,021	33,570
Financed by:									
Frontage Levy					326		1,375	1,701	1,701
Local Street Renewal Reserve		595	595	600	1,050	1,450	1,550	5,245	5,840
Regional Street Renewal Reserve		350	350	300	4,267	3,530	7,959	16,406	16,756
Canada Community-Building Fund		1,305	555	390			1,324	2,269	3,574
Province of Manitoba Strategic Infrastructure Funding		1,299	1,423	2,000				3,423	4,722
External Debt			977					977	977

CASH FLOW	2025	2026	2027	2028	2029	2030	Beyond 2030	Total
Project Costs ($000's)	3,016	3,847	3,382	5,292	5,080	11,124	1,829	33,570
Financed by:								
Frontage Levy				277	49	1,169	206	1,701
Local Street Renewal Reserve	505	595	599	983	1,390	1,535	233	5,840
Regional Street Renewal Reserve	298	350	308	3,672	3,641	7,295	1,192	16,756
Canada Community-Building Fund	1,109	668	415	59		1,125	198	3,574
Province of Manitoba Strategic Infrastructure Funding	1,104	1,404	1,913	301				4,722
External Debt		830	147					977

NET OPERATING IMPACT ($000's)	2025	2026	2027	2028	2029	2030
Operating costs						
Debt and finance charges		48	97	97	97	97
Transfer to General Capital Fund						
Total Direct Costs	-	48	97	97	97	97
Less: Incremental Revenue/Recovery	54	67	60	165	165	300
Net Cost/(Benefit)	(54)	(19)	37	(68)	(68)	(203)
Incremental Full Time Equivalent Positions	-	-	-	-	-	-

Class Estimate: See table below for 2025 class estimate

Strategic Priority Action Plan Theme: None

Waterway Crossing and Grade Separations - Annual Program (continued):

Project name / description (in priority order)	Service	2025 Class Est	2025	2026	2027	2028	2029	2030	Total
Reactive maintenance & emergency repairs	Roadway Construction and Maintenance	N/A **	1,449	3,900	3,290	3,500	3,500	3,500	19,139
Pembina Highway (LaSalle River) Bridges resurfacing and approach roadworks	Roadway Construction and Maintenance	1	1,800						1,800
Omand's Park pedestrian bridge (study)	Roadway Construction and Maintenance	5	300						300
To be identified	Roadway Construction and Maintenance					2,143	1,480	8,708	12,331
Total			**3,549**	**3,900**	**3,290**	**5,643**	**4,980**	**12,208**	**33,570**

Project list and timing is subject to change due to operational requirements, unexpected urgent needs, and planned project costs.

Projects within the program will not proceed until a class 3 estimate is obtained.

Annual program to carry out reactive and emergency repairs, preventative maintenance, improvements, major repairs, minor rehabilitation or replacement of existing bridges, overpasses, underpasses, culverts and related bridge infrastructure, ensuring continued and continuous service of these facilities to the maximum practical extent.

On March 20, 2019, Council approved a change to the Local Street Renewal and Regional Street Renewal reserves to include the repair, renewal, and/or replacement of bridges as an eligible expense to be funded from these reserves.

With adoption of the 2025 Capital Budget, Council authorizes first charges in the amount of $3.9 million for 2026 projects in 2025, or prior to the adoption of the 2026 capital budget, to facilitate their timely delivery.

* N/A - No amounts have been included in the "Previous Budgets" due to this program's on-going nature.

** N/A as this is a rolling program

Project Name: **Louise Bridge Rehabilitation**

Standing Policy Committee: Public Works

Department: Public Works
Project: 1805000129

Service: Roadway Construction and Maintenance
OurWinnipeg: City Building

AUTHORIZATION	Previous Budgets	2025 Estimate	FORECAST 2026	2027	2028	2029	2030	Five-Year Forecast Total	Six-Year Total
Project Costs ($000's)	2,518	-	-	-	-	19,682	19,682	39,364	39,364
Financed by:									
Regional Street Renewal Reserve						19,682	19,682	39,364	39,364

CASH FLOW	2025	2026	2027	2028	2029	2030	Beyond 2030	Total
Project Costs ($000's)	-	-	-	-	16,730	19,682	2,952	39,364
Financed by:								
Regional Street Renewal Reserve					16,730	19,682	2,952	39,364

NET OPERATING IMPACT ($000's)	2025	2026	2027	2028	2029	2030
Operating costs						
Debt and finance charges						
Transfer to General Capital Fund						
Total Direct Costs	-	-	-	-	-	-
Less: Incremental Revenue/Recovery					435	394
Net Cost/(Benefit)	-	-	-	-	(435)	(394)
Incremental Full Time Equivalent Positions	-	-	-	-	-	-

Class Estimate: See table below

Strategic Priority Action Plan Theme: None

	2025	2026	2027	2028	2029	2030
Class Estimate					**4**	**4**
Authorization ($000's)						
Detailed Design & Construction					19,682	19,682

The project will rehabilitate the existing two lane Louise Bridge to improve condition, increase vertical clearance (to 4.15 m), and strengthen the bridge. The existing Louise Bridge is in poor condition due to age-related deterioration. It requires annual closures for reactive repairs and requires significant work to remain operational.

A rehabilitation of the existing bridge would provide a minimum thirty years of additional service life until an expanded bridge is required to complete the remainder of the Eastern Rapid Transit Corridor under the Rapid Transit Priority 4 investments.

On March 20, 2019, Council approved a change to the Local Street Renewal and Regional Street Renewal reserves to include the repair, renewal, and/or replacement of bridges as an eligible expense to be funded from these reserves.

Project Name: **Pembina Highway Overpass (Abinojii Mikanah) Rehabilitation**

Standing Policy Committee: Public Works

Department: Public Works
Project: 1805002524

Service: Roadway Construction and Maintenance
OurWinnipeg: City Building

AUTHORIZATION	Previous Budgets	2025 Estimate	FORECAST 2026	2027	2028	2029	2030	Five-Year Forecast Total	Six-Year Total
Project Costs ($000's)	2,000	17,400	-	-	-	-	-	-	17,400
Financed by:									
Canada Community-Building Fund		13,001						-	13,001
Province of Manitoba Strategic Infrastructure Funding		4,399						-	4,399

CASH FLOW	2025	2026	2027	2028	2029	2030	Beyond 2030	Total
Project Costs ($000's)	14,790	2,610	-	-	-	-	-	17,400
Financed by:								
Canada Community-Building Fund	11,051	1,950						13,001
Province of Manitoba Strategic Infrastructure Funding	3,739	660						4,399

NET OPERATING IMPACT ($000's)	2025	2026	2027	2028	2029	2030
Operating costs						
Debt and finance charges						
Transfer to General Capital Fund						
Total Direct Costs	-	-	-	-	-	-
Less: Incremental Revenue/Recovery	100	33				
Net Cost/(Benefit)	(100)	(33)	-	-	-	-
Incremental Full Time Equivalent Positions	-	-	-	-	-	-

Class Estimate: 4

Strategic Priority Action Plan Theme: None

Pembina Highway Overpass (Abinojii Mikanah) Rehabilitation (continued):

The overpass on Pembina Highway over Abinojii Mikanah requires bridge deck rehabilitation, including reconstruction of the exit loop ramps. Detailed design and construction is planned for 2025 & 2026.

Note that construction of a pedestrian-cycling overpass over Pembina Highway, connecting legs of Awasisak Meskanow, is not included in the project scope.

An additional $4.1 million and $4.0 million for roadworks is funded from the Regional and Local Street Renewal Program in 2025 and 2026, respectively.

The rehabilitated structure will provide an additional 50 years of service life and the new pedestrian overpass structure will provide a service life of 75 years.

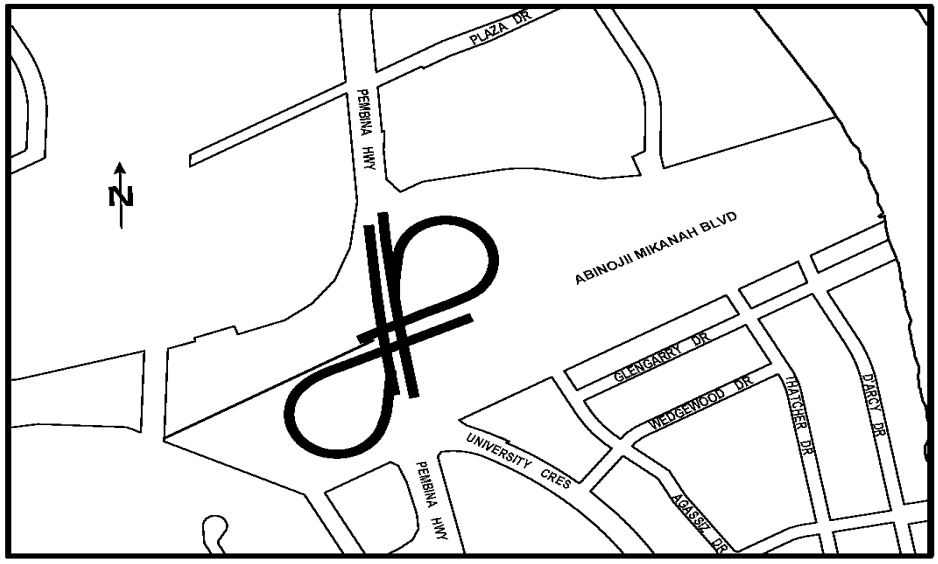

Project Name: **Osborne Street Underpass**

Standing Policy Committee: Public Works

Department: Public Works
Project: 1805002325

Service: Active Transportation
OurWinnipeg: Environmental Resilience

AUTHORIZATION	Previous Budgets	2025 Estimate	FORECAST 2026	2027	2028	2029	2030	Five-Year Forecast Total	Six-Year Total
Project Costs ($000's)	-	600	500	-	1,500	-	-	2,000	2,600
Financed by:									
Regional Street Renewal Reserve					1,500			1,500	1,500
Canada Community-Building Fund		600						-	600
Province of Manitoba Strategic Infrastructure Funding			500					500	500

CASH FLOW	2025	2026	2027	2028	2029	2030	Beyond 2030	Total
Project Costs ($000's)	510	515	75	1,275	225	-	-	2,600
Financed by:								
Regional Street Renewal Reserve				1,275	225			1,500
Canada Community-Building Fund	510	90						600
Province of Manitoba Strategic Infrastructure Funding		425	75					500

NET OPERATING IMPACT ($000's)	2025	2026	2027	2028	2029	2030
Operating costs						
Debt and finance charges						
Transfer to General Capital Fund						
Total Direct Costs	-	-	-	-	-	-
Less: Incremental Revenue/Recovery						
Net Cost/(Benefit)	-	-	-	-	-	-
Incremental Full Time Equivalent Positions	-	-	-	-	-	-

Class Estimate: See table below

Strategic Priority Action Plan Theme: A Green and Growing City with Sustainable Renewal of Infrastructure

SPAP Action Item: 4.3 Accelerate implementation of the Pedestrian and Cycling Strategy

	2025	2026	2027	2028	2029	2030
Class Estimate	**4**	**4**		**5**		
Authorization ($000's)						
Functional Design	600					
Preliminary Design		500				
Detailed Design & Construction				1,500		

Osborne Street Underpass (continued):

The scope of work for this project is to examine cost effective functional design alternatives for an active transportation grade separation, in the vicinity of the existing Osborne Street Underpass, to address a gap in the Active Transportation Network to cross the Canadian National Railway mainline. In addition, functional design will be undertaken to review rehabilitation of the existing Osborne underpass to address deficiencies in land drainage, vertical clearance, pavement condition, and traffic operations through the Osborne/Pembina/Corydon/Donald intersection. Detailed design is anticipated to commence in 2028.

With adoption of the 2025 Capital Budget, Council authorizes first charges in the amount of $500,000 for 2026 preliminary design work in 2025 or prior to the adoption of the 2026 capital budget to facilitate timely delivery.

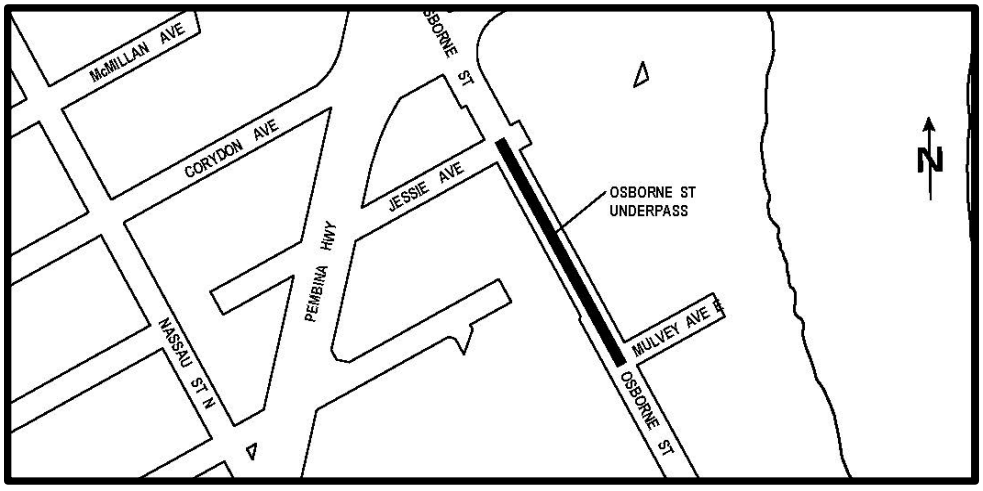

Project Name: **Lagimodiere Twin Overpasses Rehabilitation (Concordia Avenue & CPR Keewatin)**

Standing Policy Committee: Public Works

Department: Public Works
Project: 1805002122

Service: Roadway Construction and Maintenance
OurWinnipeg: City Building

AUTHORIZATION	Previous Budgets	2025 Estimate	FORECAST 2026	2027	2028	2029	2030	Five-Year Forecast Total	Six-Year Total
Project Costs ($000's)	4,000	-	20,000	15,742	-	-	-	35,742	35,742
Financed by:									
Regional Street Renewal Reserve			7,282	10,000				17,282	17,282
Canada Community-Building Fund			9,545	3,761				13,306	13,306
Province of Manitoba Strategic Infrastructure Funding			3,173	1,981				5,154	5,154

CASH FLOW	2025	2026	2027	2028	2029	2030	Beyond 2030	Total
Project Costs ($000's)	-	17,000	16,381	2,361	-	-	-	35,742
Financed by:								
Regional Street Renewal Reserve		6,190	9,592	1,500				17,282
Canada Community-Building Fund		8,113	4,629	564				13,306
Province of Manitoba Strategic Infrastructure Funding		2,697	2,160	297				5,154

NET OPERATING IMPACT ($000's)	2025	2026	2027	2028	2029	2030
Operating costs						
Debt and finance charges						
Transfer to General Capital Fund						
Total Direct Costs	-	-	-	-	-	-
Less: Incremental Revenue/Recovery		224	192	30		
Net Cost/(Benefit)	-	(224)	(192)	(30)	-	-
Incremental Full Time Equivalent Positions	-	-	-	-	-	-

Class Estimate: See table below

Strategic Priority Action Plan Theme: None

	2025	2026	2027	2028	2029	2030
Class Estimate		**5**	**5**			
Authorization ($000's)						
Detailed Design & Construction		20,000	15,742			

Lagimodiere Twin Overpasses Rehabilitation (Concordia Avenue & CPR Keewatin) (continued):

This project includes major rehabilitation of the Lagimodiere Twin Overpasses over Concordia Avenue and the Canadian Pacific Railway (CPR) Keewatin rail lines. Improvements to traffic capacity and roadside safety will be determined as part of a preliminary design study. The timeline for preliminary design and detailed design and construction is noted in the class estimate table above. Construction is forecasted to take place over a two-year period from 2026 to 2027 with a total project class 5 estimate of $39.7 million. The major benefit of constructing this project includes maintaining current levels of service related to bridge capacity and condition. Significant risks associated with constructing this project include project delays related to railway coordination. Significant risks of not constructing or deferring the project include inability to maintain quality level of service. The rehabilitated structure will provide an additional 50 years of service life.

Construction will not commence until a class 3 estimate is obtained.

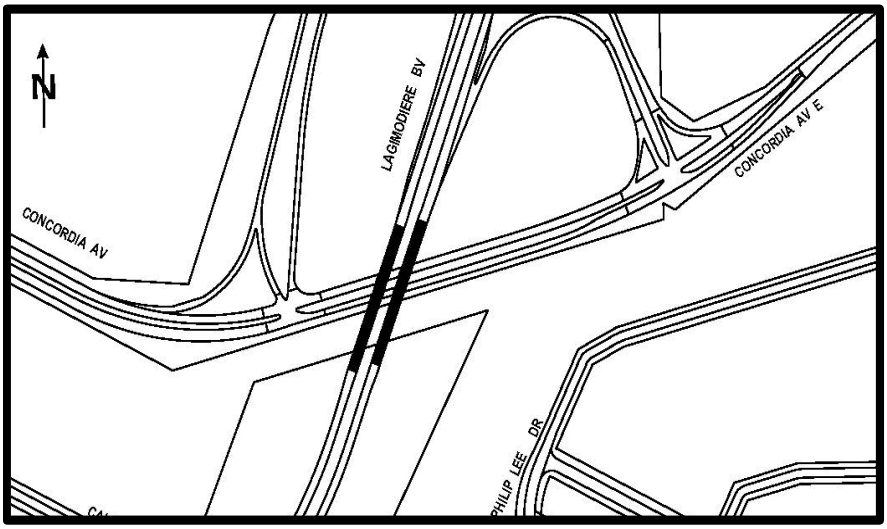

Project Name: **Ness Culvert Replacement**

Standing Policy Committee: Public Works

Department: Public Works
Project: 1805002828

Service: Roadway Construction and Maintenance
OurWinnipeg: City Building

AUTHORIZATION	Previous Budgets	2025 Estimate	FORECAST 2026	2027	2028	2029	2030	Five-Year Forecast Total	Six-Year Total
Project Costs ($000's)	-	-	-	-	5,819	-	-	5,819	5,819
Financed by:									
Frontage Levy					1,812			1,812	1,812
Regional Street Renewal Reserve					4,007			4,007	4,007

CASH FLOW	2025	2026	2027	2028	2029	2030	Beyond 2030	Total
Project Costs ($000's)	-	-	-	4,946	873	-	-	5,819
Financed by:								
Frontage Levy				1,540	272			1,812
Regional Street Renewal Reserve				3,406	601			4,007

NET OPERATING IMPACT ($000's)	2025	2026	2027	2028	2029	2030
Operating costs						
Debt and finance charges						
Transfer to General Capital Fund						
Total Direct Costs	-	-	-	-	-	-
Less: Incremental Revenue/Recovery				161	28	
Net Cost/(Benefit)	-	-	-	(161)	(28)	-
Incremental Full Time Equivalent Positions	-	-	-	-	-	-

Class Estimate: 3

Strategic Priority Action Plan Theme: None

The Ness Avenue culvert at Truro Creek requires replacement as it is undersized and is in a deteriorated condition. Preliminary design was completed in 2017. The new structure will provide an additional 75 years of service life.

Project Name: **Elm Park Bridge Repairs**

Standing Policy Committee: Public Works

Department: Public Works
Project: 1805003028

Service: Active Transportation
OurWinnipeg: Good Health and Well-Being

AUTHORIZATION	Previous Budgets	2025 Estimate	FORECAST 2026	2027	2028	2029	2030	Five-Year Forecast Total	Six-Year Total
Project Costs ($000's)	-	-	-	-	3,975	-	-	3,975	3,975
Financed by:									
Regional Street Renewal Reserve					3,975			3,975	3,975

CASH FLOW	2025	2026	2027	2028	2029	2030	Beyond 2030	Total
Project Costs ($000's)	-	-	-	3,379	596	-	-	3,975
Financed by:								
Regional Street Renewal Reserve				3,379	596			3,975

NET OPERATING IMPACT ($000's)	2025	2026	2027	2028	2029	2030
Operating costs						
Debt and finance charges						
Transfer to General Capital Fund						
Total Direct Costs	-	-	-	-	-	-
Less: Incremental Revenue/Recovery				110	19	
Net Cost/(Benefit)	-	-	-	(110)	(19)	-
Incremental Full Time Equivalent Positions	-	-	-	-	-	-

Class Estimate: See table below

Strategic Priority Action Plan Theme: A Green and Growing City with Sustainable Renewal of Infrastructure

SPAP Action Item: 4.3 Accelerate implementation of the Pedestrian and Cycling Strategy

	2025	2026	2027	2028	2029	2030
Class Estimate				**5/5**		
Authorization ($000's)						
Preliminary Design				253		
Detailed Design & Construction				3,722		

This project will undertake structural steel repairs, surface preparation, and recoating of the existing structural steel trusses on Elm Park Bridge to preserve and extend the service life. The recoating of the trusses will also improve the aesthetics of this active transportation bridge.

Project Name: **Lagimodiere Boulevard at CN Reddit Bridge Rehabilitation**

Standing Policy Committee: Public Works

Department: Public Works
Project: 1805002628

Service: Roadway Construction and Maintenance
OurWinnipeg: City Building

AUTHORIZATION	Previous Budgets	2025 Estimate	FORECAST 2026	2027	2028	2029	2030	Five-Year Forecast Total	Six-Year Total
Project Costs ($000's)	-	-	-	-	602	4,239	-	4,841	4,841
Financed by:									
Frontage Levy					602	1,362		1,964	1,964
Regional Street Renewal Reserve						2,877		2,877	2,877

CASH FLOW	2025	2026	2027	2028	2029	2030	Beyond 2030	Total
Project Costs ($000's)	-	-	-	512	3,693	636	-	4,841
Financed by:								
Frontage Levy				512	1,248	204		1,964
Regional Street Renewal Reserve					2,445	432		2,877

NET OPERATING IMPACT ($000's)	2025	2026	2027	2028	2029	2030
Operating costs						
Debt and finance charges						
Transfer to General Capital Fund						
Total Direct Costs	-	-	-	-	-	-
Less: Incremental Revenue/Recovery				16	120	21
Net Cost/(Benefit)	-	-	-	(16)	(120)	(21)
Incremental Full Time Equivalent Positions	-	-	-	-	-	-

Class Estimate: See table below

Strategic Priority Action Plan Theme: None

	2025	2026	2027	2028	2029	2030
Class Estimate				**3**	**3**	
Authorization ($000's)						
Preliminary Design				602		
Detailed Design & Construction					4,239	

This project will rehabilitate the existing bridge deck on the Lagimodiere Boulevard at CN Reddit Bridge to maintain its current level of service. The rehabilitation will optimally extend the bridge deck's service life an additional 50 years, requiring only preventative maintenance for the foreseeable future.

Project Name: **Route 90 (at Omand's Creek) Culvert Rehabilitation**

Standing Policy Committee: Public Works

Department: Public Works
Project: 1805000329

Service: Roadway Construction and Maintenance
OurWinnipeg: City Building

AUTHORIZATION	Previous Budgets	2025 Estimate	FORECAST 2026	2027	2028	2029	2030	Five-Year Forecast Total	Six-Year Total
Project Costs ($000's)	-	-	-	-	-	4,521	-	4,521	4,521
Financed by:									
Regional Street Renewal Reserve						4,521		4,521	4,521

CASH FLOW	2025	2026	2027	2028	2029	2030	Beyond 2030	Total
Project Costs ($000's)	-	-	-	-	3,843	678	-	4,521
Financed by:								
Regional Street Renewal Reserve					3,843	678		4,521

NET OPERATING IMPACT ($000's)	2025	2026	2027	2028	2029	2030
Operating costs						
Debt and finance charges						
Transfer to General Capital Fund						
Total Direct Costs	-	-	-	-	-	-
Less: Incremental Revenue/Recovery					125	22
Net Cost/(Benefit)	-	-	-	-	(125)	(22)
Incremental Full Time Equivalent Positions	-	-	-	-	-	-

Class Estimate: See table below

Strategic Priority Action Plan Theme: None

	2025	2026	2027	2028	2029	2030
Class Estimate					**2**	
Authorization ($000's)						
Preliminary Design					70	
Detailed Design & Construction					4,451	

This project will rehabilitate the existing culvert along Route 90 at Omand's Creek, as well as implement related roadside safety protection upgrades.

Project Name: **Henderson Highway (at Bunn's Creek) Culvert Replacement**

Standing Policy Committee: Public Works

Department: Public Works
Project: 1805002028

Service: Roadway Construction and Maintenance
OurWinnipeg: City Building

AUTHORIZATION	Previous Budgets	2025 Estimate	FORECAST 2026	2027	2028	2029	2030	Five-Year Forecast Total	Six-Year Total
Project Costs ($000's)	-	-	-	-	10,000	-	-	10,000	10,000
Financed by:									
Regional Street Renewal Reserve					10,000			10,000	10,000

CASH FLOW	2025	2026	2027	2028	2029	2030	Beyond 2030	Total
Project Costs ($000's)	-	-	-	8,500	1,500	-	-	10,000
Financed by:								
Regional Street Renewal Reserve				8,500	1,500			10,000

NET OPERATING IMPACT ($000's)	2025	2026	2027	2028	2029	2030
Operating costs						
Debt and finance charges						
Transfer to General Capital Fund						
Total Direct Costs	-	-	-	-	-	-
Less: Incremental Revenue/Recovery				276	49	-
Net Cost/(Benefit)	-	-	-	(276)	(49)	-
Incremental Full Time Equivalent Positions	-	-	-	-	-	-

Class Estimate: 3

Strategic Priority Action Plan Theme: A Green and Growing City with Sustainable Renewal of Infrastructure

SPAP Action Item: 4.9 Increase coordination to address speeding, traffic calming, properly designed streets, and modern road and sidewalk engineering

This project will replace the aging and deteriorated crossing structure over Bunn's Creek as part of the Henderson Highway North Improvements project identified within the Regional Street Renewal Program.

Project Name: **Disraeli Bridge and Overpass Facility**

Standing Policy Committee: Public Works

Department: Public Works
Project: 1805001125

Service: Roadway Construction and Maintenance
OurWinnipeg: Economic Prosperity

AUTHORIZATION	Previous Budgets	2025 Estimate	FORECAST 2026	2027	2028	2029	2030	Five-Year Forecast Total	Six-Year Total
Project Costs ($000's)	-	-	-	-	-	-	-	-	-
Financed by:									
Cash to Capital		600	400	400				800	1,400
Frontage Levy					400	400	400	1,200	1,200
Canada Community-Building Fund		12,795	13,055	13,120	13,181	13,263	13,329	65,948	78,743
Public Private Partnerships Annual Service / Financing Payments		(12,209)	(12,269)	(12,334)	(12,395)	(12,477)	(12,543)	(62,018)	(74,227)
Debt Servicing - Repayment of Debt		(1,186)	(1,186)	(1,186)	(1,186)	(1,186)	(1,186)	(5,930)	(7,116)

CASH FLOW	2025	2026	2027	2028	2029	2030	Beyond 2030	Total
Project Costs ($000's)	13,395	13,455	13,520	13,581	13,663	13,729	202,484	283,827
Financed by:								
Cash to Capital	600	400	400					1,400
Frontage Levy				400	400	400	13,000	14,200
Canada Community-Building Fund	12,795	13,055	13,120	13,181	13,263	13,329	189,484	268,227

NET OPERATING IMPACT ($000's)	2025	2026	2027	2028	2029	2030
Operating costs						
Debt and finance charges						
Transfer to General Capital Fund	600	400	400			
Total Direct Costs	600	400	400	-	-	-
Less: Incremental Revenue/Recovery						
Net Cost/(Benefit)	600	400	400	-	-	-
Incremental Full Time Equivalent Positions	-	-	-	-	-	-

Class Estimate: Not applicable

Strategic Priority Action Plan Theme: None

The Disraeli Bridges and Overpass Facility was procured using a public-private partnership (P3) approach and the facility opened on November 19, 2012.

The City will make on-going lease payments to Plenary Roads Winnipeg (PRW) extending until 2042. These payments are required under a 30-year contract with PRW and cover the remaining capital cost of the facility as well as the maintenance of the facility.

There are significant provisions in the contract to ensure the City's specifications are met and the facility is returned to the City in good condition at the end of the contract. Costs associated with monitoring this contract, including the salary recovery of the Senior Project Review/P3 Specialist and other P3 costs are also included in this budget. Non-performance deductions may occur where the City's specifications are not met.

A portion of the payment to PRW represents an annual amount dedicated to the maintenance of the facility, including long-term rehabilitative costs. This amount is adjusted for changes to the Consumer Price Index on an annual basis.

Disraeli Bridge and Overpass Facility (continued):

A portion of the project ($75 million) was financed by $25 million in external debt, with the balance being financed internally. The Public Service issued $25 million in external debt at an interest rate of 3.759% over a repayment term of 40 years. Debt servicing represents interest and principal repayment of external debt and internal financing.

The above annual estimates relate to the maintenance phase of the project and include the authorization for the lease payments and debt servicing related to the facility.

In accordance with Bylaw 8164/2002 where the City's capital budget has not been adopted before January 1 of the year to which the budget is applicable, the Chief Administrative Officer is authorized, before the adoption of the capital budget, to approve expenditures not exceeding 30% of the amount the City of Winnipeg is contractually obligated to pay annually in respect of Public-Private Partnerships, as a first charge against the General Capital Fund.

As financing and administration costs are implicit in the lease payments, this project is exempt from the Corporate Administration and Interest charges.

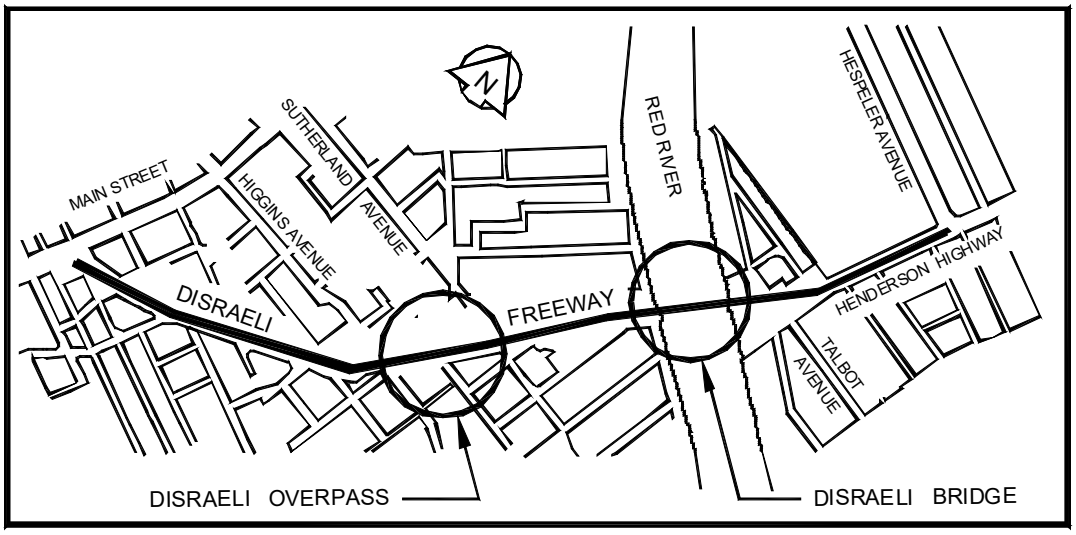

Project Name: **Chief Peguis Trail - Henderson Highway to Lagimodiere Boulevard**

Standing Policy Committee: Public Works

Department: Public Works
Project: 1801000225

Service: Roadway Construction and Maintenance
OurWinnipeg: Economic Prosperity

AUTHORIZATION	Previous Budgets	2025 Estimate	FORECAST 2026	2027	2028	2029	2030	Five-Year Forecast Total	Six-Year Total
Project Costs ($000's)	-	-	-	-	-	-	-	-	-
Financed by:									
Cash to Capital		600	1,475	1,475				2,950	3,550
Frontage Levy					1,475	1,475	1,475	4,425	4,425
Canada Community-Building Fund		6,925	6,100	6,151	6,203	6,275	6,329	31,058	37,983
Public Private Partnerships Annual Service / Financing Payments		(6,546)	(6,596)	(6,647)	(6,699)	(6,771)	(6,825)	(33,538)	(40,084)
Debt Servicing - Repayment of Debt		(979)	(979)	(979)	(979)	(979)	(979)	(4,895)	(5,874)

CASH FLOW	2025	2026	2027	2028	2029	2030	Beyond 2030	Total
Project Costs ($000's)	7,525	7,575	7,626	7,678	7,750	7,804	105,405	151,363
Financed by:								
Cash to Capital	600	1,475	1,475					3,550
Frontage Levy				1,475	1,475	1,475	56,026	60,451
Canada Community-Building Fund	6,925	6,100	6,151	6,203	6,275	6,329	49,379	87,362

NET OPERATING IMPACT ($000's)	2025	2026	2027	2028	2029	2030
Operating costs						
Debt and finance charges						
Transfer to General Capital Fund	600	1,475	1,475			
Total Direct Costs	600	1,475	1,475	-	-	-
Less: Incremental Revenue/Recovery						
Net Cost/(Benefit)	600	1,475	1,475	-	-	-
Incremental Full Time Equivalent Positions	-	-	-	-	-	-

Class Estimate: Not applicable

Strategic Priority Action Plan Theme: None

The Chief Peguis Trail Extension from Henderson Highway to Lagimodiere Boulevard was procured using a public-private partnership (P3) approach and the facility opened on December 2, 2011.

The City will make on-going lease payments to DBF2 extending until 2041. These payments are required under a 30-year contract with DBF2 and cover the remaining capital cost of the facility as well as the maintenance of the facility.

There are significant provisions in the contract to ensure the City's specifications are met and the facility is returned to the City in good condition at the end of the contract. Costs associated with monitoring this contract, including the salary recovery of the Senior Project Review/P3 Specialist and other P3 costs are also included in this budget. Non-performance deductions may occur where the City's specifications are not met.

A portion of the payment to DBF2 represents an annual amount dedicated to the maintenance of the facility, including long-term rehabilitative costs. This amount is adjusted for changes to the Consumer Price Index on an annual basis.

A portion of the project was financed by the City issuing $18.7 million in external debt. The debt servicing above represents the repayment of principal and interest on the external debt associated with the project over a period of 40 years.

Chief Peguis Trail - Henderson Highway to Lagimodiere Boulevard (continued):

The above annual estimates include the authorization for the lease and financing payments to be incurred and charged to the Projects in the General Capital Fund.

In accordance with Bylaw 8164/2002 where the City's capital budget has not been adopted before January 1 of the year to which the budget is applicable, the Chief Administrative Officer is authorized, before the adoption of the capital budget, to approve expenditures not exceeding 30% of the amount the City of Winnipeg is contractually obligated to pay annually in respect of Public-Private Partnerships, as a first charge against the General Capital Fund.

As financing and administration costs are implicit in the lease payments, this capital project is exempt from the Corporate Administration and Interest charges.

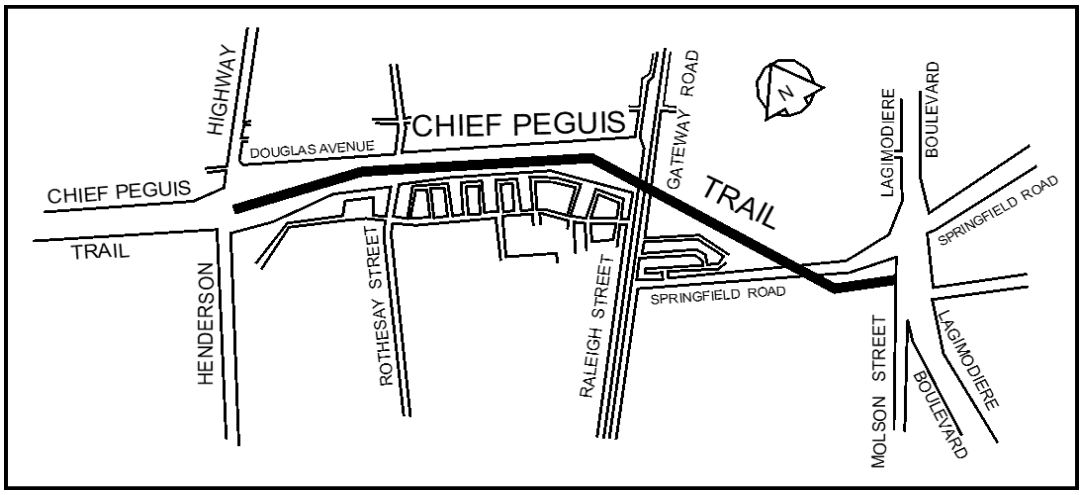

Project Name: **Asset Management System - Various Divisions**

Standing Policy Committee: Public Works

Department: Public Works
Project: 1812000125

Service: Various - see table below
OurWinnipeg: Leadership and Good Governance

AUTHORIZATION	Previous Budgets	2025 Estimate	FORECAST 2026	2027	2028	2029	2030	Five-Year Forecast Total	Six-Year Total
Project Costs ($000's)	N/A *	100	100	100	100	100	100	500	600
Financed by:									
Cash to Capital					75	75	75	225	225
Canada Community-Building Fund		25	25	25	25	25	25	125	150
External Debt		75	75	75				150	225

CASH FLOW	2025	2026	2027	2028	2029	2030	Beyond 2030	Total
Project Costs ($000's)	85	100	100	100	100	100	15	600
Financed by:								
Cash to Capital				64	75	75	11	225
Canada Community-Building Fund	21	25	25	25	25	25	4	150
External Debt	64	75	75	11				225

NET OPERATING IMPACT ($000's)	2025	2026	2027	2028	2029	2030
Operating costs						
Debt and finance charges	7	24	41	52	53	44
Transfer to General Capital Fund				75	75	75
Total Direct Costs	7	24	41	127	128	119
Less: Incremental Revenue/Recovery	2	3	3	3	3	3
Net Cost/(Benefit)	5	21	38	124	125	116
Incremental Full Time Equivalent Positions	-	-	-	-	-	-

Class Estimate: Not applicable, as this is a program

Strategic Priority Action Plan Theme: A City that Works for Residents through Improved Customer Service

SPAP Action Item: 5.1 Improve communications, flow of information, relationships, and collaboration between the Public Service and Council

Asset Management System - Various Divisions (continued):

Project name / description (in priority order)	Service	2025 Class Est	2025	2026	2027	2028	2029	2030	Total
Materials testing for Pavement Management	Roadway Construction and Maintenance	N/A **	50						50
Planning and development of a regulatory signage inventory	Transportation Planning and Traffic Management	N/A **	50						50
Various projects to support asset lifecycle management across department services	Transportation Planning and Traffic Management			100	100	100	100	100	500
Total			**100**	**100**	**100**	**100**	**100**	**100**	**600**

Project list and timing is subject to change due to operational requirements and unexpected urgent needs.

Projects within the program will not proceed until a class 3 estimate is obtained.

The asset management program in the Public Works Department is centered on the application of quality management principles to the operation, maintenance, and renewal of infrastructure. A primary objective is the development and implementation of methodologies to preserve the infrastructure and to identify the funding necessary for the long-term preservation of the assets to support service delivery.

An objective of the asset management program is to extend this systematic structural quality management approach to all the infrastructure under the Public Works Department responsibility. Funds are required to implement new or maintain existing asset management programs.

Funds may be used to support seasonal temporary positions (up to 2.0 full-time equivalents) to undertake infrastructure inventory data collection, analysis and reporting.

* N/A - No amounts have been included in the "Previous Budgets" due to this program's on-going nature.

** N/A as this is a rolling program.

Project Name: **Regional Parks**

Standing Policy Committee: Community Services

Department: Public Works
Project: 1853000326

Service: Parks and Natural Areas
OurWinnipeg: Good Health and Well-Being

AUTHORIZATION	Previous Budgets	2025 Estimate	FORECAST 2026	2027	2028	2029	2030	Five-Year Forecast Total	Six-Year Total
Project Costs ($000's)	N/A *	-	2,005	2,990	2,950	3,090	3,449	14,484	14,484
Financed by:									
Cash to Capital					300	300	300	900	900
Canada Community-Building Fund			1,730	2,990	2,650	2,790	3,149	13,309	13,309
External Debt			275					275	275

CASH FLOW	2025	2026	2027	2028	2029	2030	Beyond 2030	Total
Project Costs ($000's)	-	1,705	2,842	2,956	3,069	3,394	518	14,484
Financed by:								
Cash to Capital				255	300	300	45	900
Canada Community-Building Fund		1,471	2,801	2,701	2,769	3,094	473	13,309
External Debt		234	41					275

NET OPERATING IMPACT ($000's)	2025	2026	2027	2028	2029	2030
Operating costs						
Debt and finance charges		10	18	20	20	20
Transfer to General Capital Fund				300	300	300
Total Direct Costs	-	10	18	320	320	320
Less: Incremental Revenue/Recovery		26	36	42	44	48
Net Cost/(Benefit)	-	(16)	(18)	278	276	272
Incremental Full Time Equivalent Positions	-	-	-	-	-	-

Class Estimate: Not applicable, as this is a program

Strategic Priority Action Plan Theme: A Livable Safe Healthy Happy City

SPAP Action Item: 3.5 Increase funding to local and regional parks based on the optimal stage in infrastructure lifecycles

Regional Parks (continued):

Project name / description (in priority order)	Service	2025 Class Est	2025	2026	2027	2028	2029	2030	Total
Kilcona Park - Phase 1 of park improvement initiative	Parks & Natural Areas			1,200					1,200
Kildonan Park - Park watermain replacement	Parks & Natural Areas			600					600
St. Vital Park - Dredge lake, basin naturalization, improve pond access & connectivity	Parks & Natural Areas			205	2,190				2,395
King's Park - Improve furniture, shelter, signage, picnic areas & water service	Parks & Natural Areas				800				800
Whittier/Lagimodiere-Gaboury Park - Add picnic shelters and improve washroom building	Parks & Natural Areas					750			750
Kildonan Park - Renew north washroom building	Parks & Natural Areas					800			800
St. Vital Park - Convert exit to access/egress and improve slide/lookout parking	Parks & Natural Areas					600			600
Little Mountain Park - Park naturalization project	Parks & Natural Areas					800			800
King's Park - Add four-season washroom/shelter & connecting pathways	Parks & Natural Areas						2,590		2,590
Crescent Drive Park - Add pedestrian and roadway lighting	Parks & Natural Areas						500		500
Kildonan Park - Upgrade and renew underground waterworks	Parks & Natural Areas							800	800
Maple Grove Park - Add a playground and picnic shelters	Parks & Natural Areas							1,000	1,000
LaBarriere Park - Add a natural/ themed playground	Parks & Natural Areas							500	500
St. Vital Park - Accessibility upgrades to open picnic sites	Parks & Natural Areas							149	149
Crescent Drive Park - Add a sidewalk and improve park entrances for pedestrian and cycling access	Parks & Natural Areas							1,000	1,000
Total			**-**	**2,005**	**2,990**	**2,950**	**3,090**	**3,449**	**14,484**

Project list and timing is subject to change due to operational requirements and unexpected urgent needs.

Refurbishment and/or improvements to various parks to repair aging park infrastructure and related amenities, or construct new amenities to address identified gaps in service.

The estimated useful life of assets within this program ranges from 5 to 75 years dependent upon the asset class under consideration.

Projects within the program will not proceed until a class 3 estimate is obtained.

* N/A - No amounts have been included in the "Previous Budgets" due to this program's on-going nature.

Project Name: **Downtown Parks Improvement Program**

Standing Policy Committee: Community Services

Department: Public Works
Project: 1853000126

Service: Parks and Natural Areas
OurWinnipeg: Good Health and Well-Being

AUTHORIZATION	Previous Budgets	2025 Estimate	FORECAST 2026	2027	2028	2029	2030	Five-Year Forecast Total	Six-Year Total
Project Costs ($000's)	N/A*	-	750	-	2,000	1,600	-	4,350	4,350
Financed by:									
Cash to Capital					300	300		600	600
Canada Community-Building Fund			450		1,700	1,300		3,450	3,450
External Debt			300					300	300

CASH FLOW	2025	2026	2027	2028	2029	2030	Beyond 2030	Total
Project Costs ($000's)	-	638	113	1,700	1,660	239	-	4,350
Financed by:								
Cash to Capital				255	300	45		600
Canada Community-Building Fund		383	68	1,445	1,360	194		3,450
External Debt		255	45					300

NET OPERATING IMPACT ($000's)	2025	2026	2027	2028	2029	2030
Operating costs						
Debt and finance charges		29	65	71	71	71
Transfer to General Capital Fund				300	300	
Total Direct Costs	-	29	65	371	371	71
Less: Incremental Revenue/Recovery		13	2	26	27	4
Net Cost/(Benefit)	-	16	63	345	344	67
Incremental Full Time Equivalent Positions	-	-	-	-	-	-

Class Estimate: Not applicable, as this is a program

Strategic Priority Action Plan Theme: The Downtown

SPAP Action Item: 1.4 Expand access to existing facilities and programming for recreation, library, community gathering, and 24/7 safe spaces, especially downtown

Downtown Parks Improvement Program (continued):

Project name / description (in priority order)	Service	2025 Class Est	2025	2026	2027	2028	2029	2030	Total
Bonnycastle Park - Convert amphitheatre to a leisure & gathering space, create entry plaza and renovate main fountain	Parks & Natural Areas			750					750
Central Park - Renovate northeast entry plaza and add picnic shelter and lighting	Parks & Natural Areas					2,000			2,000
Old Market Square - Upgrade turf area to hard surface, improve drainage, install Silva cells & plant trees, improve park furniture & accessibility	Parks & Natural Areas						1,600		1,600
Total			**-**	**750**	**-**	**2,000**	**1,600**	**-**	**4,350**

Project list and timing is subject to change due to operational requirements and unexpected urgent needs.

Refurbishment and/or improvements to various parks to repair aging park infrastructure and related amenities, and construct new amenities to address identified gaps in service in Downtown parks.

The estimated useful life of assets within this program ranges from 5 to 75 years dependent upon the asset class under consideration.

Projects within the program will not proceed until a class 3 estimate is obtained.

* N/A - No amounts have been included in the "Previous Budgets" due to this program's on-going nature.

Project Name: **Community & Neighbourhood Parks Program**

Standing Policy Committee: Community Services

Department: Public Works
Project: 1853000425

Service: Parks and Natural Areas
OurWinnipeg: Good Health and Well-Being

AUTHORIZATION	Previous Budgets	2025 Estimate	FORECAST 2026	2027	2028	2029	2030	Five-Year Forecast Total	Six-Year Total
Project Costs ($000's)	N/A*	400	350	150	350	150	350	1,350	1,750
Financed by:									
Canada Community-Building Fund		400	350	150	350	150	350	1,350	1,750

CASH FLOW	2025	2026	2027	2028	2029	2030	Beyond 2030	Total
Project Costs ($000's)	340	358	180	320	180	320	52	1,750
Financed by:								
Canada Community-Building Fund	340	358	180	320	180	320	52	1,750

NET OPERATING IMPACT ($000's)	2025	2026	2027	2028	2029	2030
Operating costs						
Debt and finance charges						
Transfer to General Capital Fund						
Total Direct Costs	-	-	-	-	-	-
Less: Incremental Revenue/Recovery	4	4	2	4	2	4
Net Cost/(Benefit)	(4)	(4)	(2)	(4)	(2)	(4)
Incremental Full Time Equivalent Positions	-	-	-	-	-	-

Class Estimate: See table below for 2025 class estimate

Strategic Priority Action Plan Theme: A Livable Safe Healthy Happy City

SPAP Action Item: 3.5 Increase funding to local and regional parks based on the optimal stage in infrastructure lifecycles

Project name / description (in priority order)	Service	2025 Class Est	2025	2026	2027	2028	2029	2030	Total
Potable Drinking Water Fountains in Areas of Higher Poverty	Parks & Natural Areas	5	400	200		200		200	1,000
Renew baseball diamonds & soccer goals in mature areas	Parks & Natural Areas			150	150	150	150	150	750
Total			**400**	**350**	**150**	**350**	**150**	**350**	**1,750**

Project list and timing is subject to change due to operational requirements and unexpected urgent needs.

Refurbishment and/or improvements to various parks to repair aging park infrastructure and related amenities, and construct new amenities to address identified gaps in service in community and neighbourhood parks, in alignment with priorities outlined in the Winnipeg Parks Strategy.

Projects within the program will not proceed until a class 3 estimate is obtained.

* N/A - No amounts have been included in the "Previous Budgets" due to this program's on-going nature.

Project Name: **Interpretive and Wayfinding Signage Program**

Standing Policy Committee: Community Services

Department: Public Works
Project: 1853000425

Service: Parks and Natural Areas
OurWinnipeg: Good Health and Well-Being

AUTHORIZATION	Previous Budgets	2025 Estimate	FORECAST 2026	2027	2028	2029	2030	Five-Year Forecast Total	Six-Year Total
Project Costs ($000's)	N/A*	100	100	100	100	103	106	509	609
Financed by:									
Cash to Capital					25	25	25	75	75
Canada Community-Building Fund		100	100	100	75	78	81	434	534

CASH FLOW	2025	2026	2027	2028	2029	2030	Beyond 2030	Total
Project Costs ($000's)	85	100	100	100	103	106	15	609
Financed by:								
Cash to Capital				21	25	25	4	75
Canada Community-Building Fund	85	100	100	79	78	81	11	534

NET OPERATING IMPACT ($000's)	2025	2026	2027	2028	2029	2030
Operating costs						
Debt and finance charges						
Transfer to General Capital Fund				25	25	25
Total Direct Costs	-	-	-	25	25	25
Less: Incremental Revenue/Recovery	1	1	1	2	2	2
Net Cost/(Benefit)	(1)	(1)	(1)	23	23	23
Incremental Full Time Equivalent Positions	-	-	-	-	-	-

Class Estimate: See table below for 2025 class estimate

Strategic Priority Action Plan Theme: A Livable Safe Healthy Happy City

SPAP Action Item: 3.5 Increase funding to local and regional parks based on the optimal stage in infrastructure lifecycles

Project name / description (in priority order)	Service	2025 Class Est	2025	2026	2027	2028	2029	2030	Total
Park Name and location/address signage	Parks & Natural Areas	5	40	40	40	40	41	42	243
Interpretive/Naturalist signage	Parks & Natural Areas	5	20	20	20	20	21	21	122
Wayfinding/Mapping signage	Parks & Natural Areas	5	20	20	20	20	21	21	122
Trail heads and site markers	Parks & Natural Areas	5	10	10	10	10	10	11	61
Supporting safety and accessibility signage	Parks & Natural Areas	5	10	10	10	10	10	11	61
Total			**100**	**100**	**100**	**100**	**103**	**106**	**609**

Project list and timing is subject to change due to operational requirements and unexpected urgent needs.

This program will support the design, installation and renewal of park signage to promote a consistent signage, wayfinding, and mapping identity across the parks system.

Projects within the program will not proceed until a class 3 estimate is obtained.

* N/A - No amounts have been included in the "Previous Budgets" due to this program's on-going nature.

Project Name: **Waterway Access Improvement Program**

Standing Policy Committee: Community Services

Department: Public Works
Project: 1853000525

Service: Various - see table below
OurWinnipeg: Good Health and Well-Being

AUTHORIZATION	Previous Budgets	2025 Estimate	FORECAST 2026	2027	2028	2029	2030	Five-Year Forecast Total	Six-Year Total
Project Costs ($000's)	N/A*	200	200	200	300	309	318	1,327	1,527
Financed by:									
Cash to Capital					194	30	30	254	254
Canada Community-Building Fund		200	200	200	106	279	288	1,073	1,273

CASH FLOW	2025	2026	2027	2028	2029	2030	Beyond 2030	Total
Project Costs ($000's)	170	200	200	285	308	317	47	1,527
Financed by:								
Cash to Capital				165	55	30	4	254
Canada Community-Building Fund	170	200	200	120	253	287	43	1,273

NET OPERATING IMPACT ($000's)	2025	2026	2027	2028	2029	2030
Operating costs						
Debt and finance charges						
Transfer to General Capital Fund				194	30	30
Total Direct Costs	-	-	-	194	30	30
Less: Incremental Revenue/Recovery	2	3	3	7	5	5
Net Cost/(Benefit)	(2)	(3)	(3)	187	25	25
Incremental Full Time Equivalent Positions	-	-	-	-	-	-

Class Estimate: Not applicable, as this is a program

Strategic Priority Action Plan Theme: A Livable Safe Healthy Happy City

SPAP Action Item: 3.5 Increase funding to local and regional parks based on the optimal stage in infrastructure lifecycles

Project name / description (in priority order)	Service	2025 Class Est	2025	2026	2027	2028	2029	2030	Total
Installation of new, or improvements to existing viewing platforms, stairs, launches, docks and gangway systems	Parks and Natural Areas	N/A **	100	100	100	150	154	159	763
Improvements to pathways and trails connecting to, from and between waterway access points, including supportive amenities such as lighting and park furniture	Active Transportation	N/A **	100	100	100	150	155	159	764
Total			**200**	**200**	**200**	**300**	**309**	**318**	**1,527**

Project list and timing is subject to change due to operational requirements and unexpected urgent needs.

Projects within the program will not proceed until a class 3 estimate is obtained.

Waterway Access Improvement Program (continued):

This program will improve the accessibility and safety at existing and new waterway access points along the Red, Assiniboine and Seine rivers to permit year-round access.

Project prioritization will be guided by the Waterway Access Improvement Study currently under development. Funding for this study ($300,000) has been included in the 2024 Riverbank Stabilization program managed by the Property, Planning and Development department.

* N/A - No amounts have been included in the "Previous Budgets" due to this program's on-going nature.

** N/A as this is a rolling program.

Project Name: **Parkland Naturalization and Restoration Program**

Standing Policy Committee: Community Services

Department: Public Works
Project: 1853000726

Service: Parks and Natural Areas
OurWinnipeg: Good Health and Well-Being

AUTHORIZATION	Previous Budgets	2025 Estimate	FORECAST 2026	2027	2028	2029	2030	Five-Year Forecast Total	Six-Year Total
Project Costs ($000's)	N/A*	-	200	200	200	206	212	1,018	1,018
Financed by:									
Cash to Capital					200	206	212	618	618
External Debt			200	200				400	400

CASH FLOW	2025	2026	2027	2028	2029	2030	Beyond 2030	Total
Project Costs ($000's)	-	170	200	200	205	211	32	1,018
Financed by:								
Cash to Capital				170	205	211	32	618
External Debt		170	200	30				400

NET OPERATING IMPACT ($000's)	2025	2026	2027	2028	2029	2030
Operating costs						
Debt and finance charges		20	63	91	94	94
Transfer to General Capital Fund				200	206	212
Total Direct Costs	-	20	63	291	300	306
Less: Incremental Revenue/Recovery		6	7	7	7	7
Net Cost/(Benefit)	-	14	56	284	293	299
Incremental Full Time Equivalent Positions	-	-	-	-	-	-

Class Estimate: Not applicable, as this is a program

Strategic Priority Action Plan Theme: A Green and Growing City with Sustainable Renewal of Infrastructure

SPAP Action Item: 4.1 Plant new and replacement trees in streets and parks using a 2:1 ratio

Project name / description (in priority order)	Service	2025 Class Est	2025	2026	2027	2028	2029	2030	Total
Retrofitting traditional stormwater retention basins to naturalized basins	Parks & Natural Areas			30	30	30	31	32	153
Rehabilitating naturalized stormwater retention basins	Parks & Natural Areas			20	20	20	21	21	102
Naturalizing park areas with a focus on neighbourhoods without natural features and geographic areas of high poverty	Parks & Natural Areas			50	50	50	52	53	255
Restoring degraded riparian areas	Parks & Natural Areas			50	50	50	51	53	254
Restoring remnant prairie areas	Parks & Natural Areas			50	50	50	51	53	254
Total			-	**200**	**200**	**200**	**206**	**212**	**1,018**

Parkland Naturalization and Restoration Program (continued):

Project list and timing is subject to change due to operational requirements and unexpected urgent needs.

This program will support the implementation of restoration and naturalization projects within parks to address gaps in service, particularly in geographic areas of higher poverty, and in accordance with the Greenspace, Natural Corridors and Biodiversity Plan (pending) and Natural Areas Asset Management Plan (to be developed).

Funds may be used to hire seasonal temporary positions (up to 2.0 full-time equivalents) to support the implementation of various naturalization and restoration projects.

The estimated useful life of assets within this program ranges from 1 to 100 years dependent upon the natural asset under consideration.

Projects within the program will not proceed until a class 3 estimate is obtained.

* N/A - No amounts have been included in the "Previous Budgets" due to this program's on-going nature.

Project Name: **Parks Buildings**

Standing Policy Committee: Community Services

Department: Public Works
Project: 0718020125

Service: Parks and Natural Areas
OurWinnipeg: Good Health and Well-Being

AUTHORIZATION	Previous Budgets	2025 Estimate	FORECAST 2026	2027	2028	2029	2030	Five-Year Forecast Total	Six-Year Total
Project Costs ($000's)	N/A *	675	245	400	1,021	1,795	793	4,254	4,929
Financed by:									
Cash to Capital						400	200	600	600
Canada Community-Building Fund		300		400	1,021	1,395	593	3,409	3,709
Province of Manitoba Strategic Infrastructure Funding		375						-	375
External Debt			245					245	245

CASH FLOW	2025	2026	2027	2028	2029	2030	Beyond 2030	Total
Project Costs ($000's)	574	309	377	928	1,679	943	119	4,929
Financed by:								
Cash to Capital					340	230	30	600
Canada Community-Building Fund	255	45	340	928	1,339	713	89	3,709
Province of Manitoba Strategic Infrastructure Funding	319	56						375
External Debt		208	37					245

NET OPERATING IMPACT ($000's)	2025	2026	2027	2028	2029	2030
Operating costs						
Debt and finance charges		10	16	18	18	18
Transfer to General Capital Fund					400	200
Total Direct Costs	-	10	16	18	418	218
Less: Incremental Revenue/Recovery	7	8	5	12	28	16
Net Cost/(Benefit)	(7)	2	11	6	390	202
Incremental Full Time Equivalent Positions	-	-	-	-	-	-

Class Estimate: See table below for 2025 class estimate

Strategic Priority Action Plan Theme: A Livable Safe Healthy Happy City

SPAP Action Item: 3.5 Increase funding to local and regional parks based on the optimal stage in infrastructure lifecycles

Parks Buildings (continued):

Project name / description (in priority order)	Service	2025 Class Est	2025	2026	2027	2028	2029	2030	Total
Parks Maintenance Garage at Bunn's Creek Replacement	Parks & Natural Areas	5	375						375
Grant's Old Mill Restoration	Parks & Natural Areas	5	300				1,395		1,695
Grants Old Mill Public Washrooms Renewal	Parks & Natural Areas			245					245
Prairie Pointe - Eaglewood Park Garage	Parks & Natural Areas				400				400
Living Prairie Museum Interpretive Centre	Parks & Natural Areas					1,021			1,021
Park Buildings and Structures Demolition - various	Parks & Natural Areas						400	200	600
Gary Hobson Memorial Park Satellite Building	Parks & Natural Areas							593	593
Total			**675**	**245**	**400**	**1,021**	**1,795**	**793**	**4,929**

Project list and timing is subject to change due to operational requirements and unexpected urgent needs.

Projects within the program will not proceed until a class 3 estimate is obtained.

Capital close-out of the above-listed projects will not commence until the projects are substantially completed.

* N/A - No amounts have been included in the "Previous Budgets" due to this program's on-going nature.

Project Name: **Parks and Recreation Enhancement Program**

Standing Policy Committee: Community Services

Department: Public Works
Project: 1857000125

Service: Parks and Natural Areas
OurWinnipeg: Good Health and Well-Being

AUTHORIZATION	Previous Budgets	2025 Estimate	FORECAST 2026	2027	2028	2029	2030	Five-Year Forecast Total	Six-Year Total
Project Costs ($000's)	N/A *	300	1,200	1,238	1,275	1,275	1,275	6,263	6,563
Financed by:									
Cash to Capital					300	150	150	600	600
Canada Community-Building Fund			968	1,238	975	1,125	1,125	5,431	5,431
External Debt		300	232					232	532

CASH FLOW	2025	2026	2027	2028	2029	2030	Beyond 2030	Total
Project Costs ($000's)	255	1,065	1,233	1,269	1,274	1,275	192	6,563
Financed by:								
Cash to Capital				255	172	150	23	600
Canada Community-Building Fund		823	1,198	1,014	1,102	1,125	169	5,431
External Debt	255	242	35					532

NET OPERATING IMPACT ($000's)	2025	2026	2027	2028	2029	2030
Operating costs						
Debt and finance charges	17	49	68	70	70	70
Transfer to General Capital Fund				300	150	150
Total Direct Costs	17	49	68	370	220	220
Less: Incremental Revenue/Recovery	8	18	16	21	19	19
Net Cost/(Benefit)	9	31	52	349	201	201
Incremental Full Time Equivalent Positions	-	-	-	-	-	-

Class Estimate: Not applicable, as this is a program

Strategic Priority Action Plan Theme: A Livable Safe Healthy Happy City

SPAP Action Item: 3.5 Increase funding to local and regional parks based on the optimal stage in infrastructure lifecycles

Parks and Recreation Enhancement Program (continued):

Project name / description (in priority order)	2025	2026	2027	2028	2029	2030	Total
Priority Safety-Related Concerns	300	304	300	300	300	300	1,804
Charleswood-Tuxedo-Westwood		64	67	65	65	65	326
Daniel McIntyre		64	67	65	65	65	326
Elmwood-East Kildonan		64	67	65	65	65	326
Fort Rouge-East Fort Garry		64	67	65	65	65	326
Mynarski		64	67	65	65	65	326
North Kildonan		64	67	65	65	65	326
Old Kildonan		64	67	65	65	65	326
Point Douglas		64	67	65	65	65	326
River Heights-Fort Garry		64	67	65	65	65	326
St. Boniface**				65	65	65	195
St. James		64	67	65	65	65	326
St. Norbert - Seine River		64	67	65	65	65	326
St. Vital		64	67	65	65	65	326
Transcona		64	67	65	65	65	326
Waverley West		64	67	65	65	65	326
Total	**300**	**1,200**	**1,238**	**1,275**	**1,275**	**1,275**	**6,563**

Projects within the program will not proceed until a class 3 estimate is obtained.

Program is focused on playground restorations, including play equipment and safety surface replacements, along with associated amenity and pathway improvements to enhance accessibility, and other park and recreation enhancements. It is generally delivered by the Planning, Property and Development Department on behalf of the Parks and Open Space Division of the Public Works Department.

Funding is to be allocated annually as follows:

• Approximately $300,000 each year dedicated to address general playground and amenity safety concerns as they arise city-wide.

• Remaining funding to be divided equally between each of the fifteen electoral wards.

• Any grants paid from the program require Council approval; upon approval grants will not be subject to City overheads.

The Director of Public Works may be required to reallocate ward budgets on approval of the ward councillors.

* N/A - No amounts have been included in the "Previous Budgets" due to this program's on-going nature.

**The 2026 and 2027 funding for the St. Boniface ward has been dedicated to the St. Boniface Outdoor Aquatic Facility. See project details on page 114.

Project Name: **Assiniboine Park Conservancy - Infrastructure and Sustainability**

Standing Policy Committee: Community Services

Department: Public Works
Project: 1852000125

Service: Parks and Natural Areas
OurWinnipeg: Good Health and Well-Being

AUTHORIZATION	Previous Budgets	2025 Estimate	FORECAST 2026	2027	2028	2029	2030	Five-Year Forecast Total	Six-Year Total
Project Costs ($000's)	N/A*	7,900	7,900	7,900	5,400	5,400	5,400	32,000	39,900
Financed by:									
Cash to Capital					146			146	146
Canada Community-Building Fund		1,336	2,000	2,980	1,854	2,000	2,000	10,834	12,170
External Debt		6,564	5,900	4,920	3,400	3,400	3,400	21,020	27,584

CASH FLOW	2025	2026	2027	2028	2029	2030	Beyond 2030	Total
Project Costs ($000's)	7,900	7,900	7,900	5,400	5,400	5,400	-	39,900
Financed by:								
Cash to Capital				146				146
Canada Community-Building Fund	1,336	2,000	2,980	1,854	2,000	2,000		12,170
External Debt	6,564	5,900	4,920	3,400	3,400	3,400		27,584

NET OPERATING IMPACT ($000's)	2025	2026	2027	2028	2029	2030
Operating costs						
Debt and finance charges	292	740	1,126	1,418	1,666	1,914
Transfer to General Capital Fund				146		
Total Direct Costs	292	740	1,126	1,564	1,666	1,914
Less: Incremental Revenue/Recovery						
Net Cost/(Benefit)	292	740	1,126	1,564	1,666	1,914
Incremental Full Time Equivalent Positions	-	-	-	-	-	-

Class Estimate: Not applicable

Strategic Priority Action Plan Theme: A Livable Safe Healthy Happy City

SPAP Action Item: 3.5 Increase funding to local and regional parks based on the optimal stage in infrastructure lifecycles

These capital dollars represent the City's ongoing commitment to Assiniboine Park building repairs, upgrades and park improvements.

The first year of funding for this capital grant was 2010 with $5.123 million provided each year from 2010 to 2019 and $5.1 million in 2021. The redetermination process for the grant was last completed in 2020 and funding has been included at $5.4 million from 2025 - 2030.

Additional funding of $2.5 million in each of 2025, 2026 and 2027 will support replacement of the Animal Hospital that is required for the Zoo's accreditation.

The capital grant authorized through this capital budget is currently under redetermination to confirm future requirements for 2025 onward.

The release of capital funds is subject to annual explanation and submission from Assiniboine Park Conservancy of projected cash flow needs, to the Public Service.

As this is a capital grant program, it is exempt from interest and administrative overhead capital charges.

The estimated useful life of assets within this program ranges from 5 to 75 years dependent upon the asset class under consideration.

* N/A - No amounts have been included in the "Previous Budgets" due to this commitment's on-going nature.

Project Name: **Urban Forest Renewal Program**

Standing Policy Committee: Community Services

Department: Public Works
Project: 1850000325

Service: Urban Forestry
OurWinnipeg: Environmental Resilience

AUTHORIZATION	Previous Budgets	2025 Estimate	FORECAST 2026	2027	2028	2029	2030	Five-Year Forecast Total	Six-Year Total
Project Costs ($000's)	N/A *	9,601	11,061	9,202	9,600	9,888	10,185	49,936	59,537
Financed by:									
Cash to Capital					8,600	8,270	5,199	22,069	22,069
Natural Resources Canada		1,988	2,603					2,603	4,591
Province of Manitoba Strategic Infrastructure Funding		7,613	5,475	8,295				13,770	21,383
External Debt			2,983	907	1,000	1,618	4,986	11,494	11,494

CASH FLOW	2025	2026	2027	2028	2029	2030	Beyond 2030	Total
Project Costs ($000's)	8,161	10,843	9,480	9,540	9,845	10,141	1,527	59,537
Financed by:								
Cash to Capital				7,310	8,320	5,660	779	22,069
Natural Resources Canada	1,690	2,511	390					4,591
Province of Manitoba Strategic Infrastructure Funding	6,471	5,796	7,872	1,244				21,383
External Debt		2,536	1,218	986	1,525	4,481	748	11,494

NET OPERATING IMPACT ($000's)	2025	2026	2027	2028	2029	2030
Operating costs						
Debt and finance charges		196	457	583	757	1,193
Transfer to General Capital Fund				8,600	8,270	5,199
Total Direct Costs	-	196	457	9,183	9,027	6,392
Less: Incremental Revenue/Recovery	100	151	124	266	297	303
Net Cost/(Benefit)	(100)	45	333	8,917	8,730	6,089
Incremental Full Time Equivalent Positions	-	-	-	-	-	-

Class Estimate: See table below for 2025 class estimate

Strategic Priority Action Plan Theme: A Green and Growing City with Sustainable Renewal of Infrastructure

SPAP Action Item: 4.1 Plant new and replacement trees in streets and parks using a 2:1 ratio

Urban Forest Renewal Program (continued):

Project name / description (in priority order)	Service	2025 Class Est	2025	2026	2027	2028	2029	2030	Total
Standard tree planting in parks and along street boulevards	Urban Forestry	N/A **	4,401	4,069	3,897	4,137	4,260	4,239	25,003
Enhanced tree planting along major streets in coordination with street and sidewalk renewals	Urban Forestry	N/A **	1,000	1,030	1,061	1,093	1,126	1,159	6,468
Targeted removals of trees affected by Dutch Elm Disease (DED)	Urban Forestry	N/A **	4,000	4,120	4,244	4,371	4,502	4,637	25,874
Tree inventory (LiDAR analysis)	Urban Forestry	5	200					150	350
Emerald Ash Borer (EAB) response	Urban Forestry			50					50
To be allocated*	Urban Forestry			1,792					1,792
Total			**9,601**	**11,061**	**9,202**	**9,600**	**9,888**	**10,185**	**59,537**

Project list and timing is subject to change due to operational requirements and unexpected urgent needs.

Projects within the program will not proceed until a class 3 estimate is obtained.

This program supports sustainable urban forest management practices in alignment with the service targets established in the Winnipeg Urban Forest Strategy.

*The program will further support consultation and external services including studies, policy development, plans, and other related action items established in the Winnipeg Urban Forest Strategy, as required.

Funding in 2025 includes seasonal temporary positions (up to twelve full-time equivalents).

The funding from Natural Resources Canada of $4.591 million relates to the cost-sharing agreement and ancillary agreement between the Federal Government and the City of Winnipeg for the Two Billion Trees grant program.

* N/A - No amounts have been included in the "Previous Budgets" due to this program's on-going nature.

** N/A as this is a rolling program.

Project Name: **Insect Control Branch Equipment Renewal**

Standing Policy Committee: Community Services

Department: Public Works
Project: 1850000427

Service: Insect Control
OurWinnipeg: Good Health and Well-Being

AUTHORIZATION	Previous Budgets	2025 Estimate	FORECAST 2026	2027	2028	2029	2030	Five-Year Forecast Total	Six-Year Total
Project Costs ($000's)	N/A *	-	-	900	-	-	-	900	900
Financed by:									
External Debt				900				900	900

CASH FLOW	2025	2026	2027	2028	2029	2030	Beyond 2030	Total
Project Costs ($000's)	-	-	765	135	-	-	-	900
Financed by:								
External Debt			765	135				900

NET OPERATING IMPACT ($000's)	2025	2026	2027	2028	2029	2030
Operating costs						
Debt and finance charges			50	111	120	120
Transfer to General Capital Fund						
Total Direct Costs	-	-	50	111	120	120
Less: Incremental Revenue/Recovery			15	3		
Net Cost/(Benefit)	-	-	35	108	120	120
Incremental Full Time Equivalent Positions	-	-	-	-	-	-

Class Estimate: Not applicable, as this is a program

Strategic Priority Action Plan Theme: None

Project name / description (in priority order)	2025 Class Est	2025	2026	2027	2028	2029	2030	Total
Larviciding equipment Insect Control				300				300
Tree sprayers				600				600
Total		**-**	**-**	**900**	**-**	**-**	**-**	**900**

This program will support the acquisition and replacement of specialty equipment in the Insect Control Branch that are nearing their end-of-life. These pieces of equipment enable a variety of critical pest control activities, such as larviciding, fogging, and tree spraying.

The estimated useful life of assets within this program ranges from 8 to 30 years dependent upon the equipment type under consideration.

Project list and timing is subject to change due to operational requirements and unexpected urgent needs.

Projects within the program will not proceed until a class 3 estimate is obtained.

* N/A - No amounts have been included in the "Previous Budgets" due to this program's on-going nature.

Return to Table of Contents

Project Name: **Library Facility Safety, Security and Accessibility Improvements Program**

Standing Policy Committee: Community Services

Department: Community Services
Project: 6210000126
Service: Libraries
OurWinnipeg: Social Equity

AUTHORIZATION	Previous Budgets	2025 Estimate	FORECAST 2026	2027	2028	2029	2030	Five-Year Forecast Total	Six-Year Total
Project Costs ($000's)	N/A*	-	300	200	200	210	220	1,130	1,130
Financed by:									
Cash to Capital					200	210	220	630	630
Province of Manitoba Strategic Infrastructure Funding				200				200	200
External Debt			300					300	300

CASH FLOW	2025	2026	2027	2028	2029	2030	Beyond 2030	Total
Project Costs ($000's)	-	300	200	200	210	220	-	1,130
Financed by:								
Cash to Capital				200	210	220		630
Province of Manitoba Strategic Infrastructure Funding			200					200
External Debt		300						300

NET OPERATING IMPACT ($000's)	2025	2026	2027	2028	2029	2030
Operating costs						
Debt and finance charges		20	40	40	40	40
Transfer to General Capital Fund				200	210	220
Total Direct Costs	-	20	40	240	250	260
Less: Incremental Revenue/Recovery		10	3	7	7	7
Net Cost/(Benefit)	-	10	38	234	243	253
Incremental Full Time Equivalent Positions	-	-	-	-	-	-

Class Estimate: Not applicable, as this is a program

Strategic Priority Action Plan Theme: None

Project name / description (in priority order)	Service	2025 Class Est	2025	2026	2027	2028	2029	2030	Total
Safety/security improvements	Libraries			125	80	60	90	80	435
Accessibility improvements	Libraries			30	70	35	55	75	265
Health projects	Libraries			145	50	105	65	65	430
Total			-	**300**	**200**	**200**	**210**	**220**	**1,130**

Each year a portion of the funds will be utilized for projects within library facilities based upon priorities. Project list and timing is subject to change due to operational requirements and unexpected urgent needs.

Projects within the program will not proceed until a class 3 estimate is obtained.

Library Facility Safety, Security and Accessibility Improvements Program (continued):

This capital program addresses workplace and public health, safety, security, and accessibility issues. Library facility amenities must be refurbished to meet public health and safety standards, regulations, and to meet the needs of the public.

Capital funding is required to address three areas:

1. Safety/security issues need to be addressed in many libraries including installing and upgrading closed circuit television system video monitoring technology, and other building upgrades as required to ensure that libraries remain safe and welcoming to the community and to deter vandalism and graffiti.

2. Universal design / accessibility issues, both physical and customer-service related, need to be addressed including upgrading lighting, adding exterior ramps, upgrading public and staff washrooms, improving wayfinding signage, and installing life-safety apparatus to meet the needs of persons with disabilities. Also includes signage needs on the exterior and interiors of library facilities, including electronic signs, for promotion of services and programs that are required to make libraries more visible to the community.

3. Health related items such as Automated External Defibrillators (AED) and sanitary water bottle filling stations.

The expected life of library buildings is 50 years. The expected life of library AEDs, security and CCTV equipment is 10 years or less.

* N/A - No amounts have been included in the "Previous Budgets" due to this program's on-going nature.

Project Name: **Library Refurbishment & Interior Infrastructure Program**

Standing Policy Committee: Community Services

Department: Community Services
Project: 6210000226

Service: Libraries
OurWinnipeg: Social Equity

AUTHORIZATION	Previous Budgets	2025 Estimate	FORECAST 2026	2027	2028	2029	2030	Five-Year Forecast Total	Six-Year Total
Project Costs ($000's)	N/A *	-	545	-	500	236	-	1,281	1,281
Financed by:									
Cash to Capital					500	236		736	736
External Debt			545					545	545

CASH FLOW	2025	2026	2027	2028	2029	2030	Beyond 2030	Total
Project Costs ($000's)	-	545	-	500	236	-	-	1,281
Financed by:								
Cash to Capital				500	236			736
External Debt		545						545

NET OPERATING IMPACT ($000's)	2025	2026	2027	2028	2029	2030
Operating costs						
Debt and finance charges		36	73	73	73	73
Transfer to General Capital Fund				500	236	-
Total Direct Costs	-	36	73	573	309	73
Less: Incremental Revenue/Recovery		18		16	8	
Net Cost/(Benefit)	-	18	73	557	301	73
Incremental Full Time Equivalent Positions	-	-	-	-	-	-

Class Estimate: Not applicable, as this is a program

Strategic Priority Action Plan Theme: None

Project name / description (in priority order)	Service	2025 Class Est	2025	2026	2027	2028	2029	2030	Total
Sir William Stephenson interior renovation	Libraries			545					545
Millennium Library third floor renovations and relocation of IdeaMill	Libraries					500			500
Furniture & fixtures replacement at various libraries	Libraries						50		50
Munroe Library lighting & ceiling system renewal	Libraries						100		100
Louis Riel Library entrance/site drainage assessment	Libraries						86		86
Total			-	**545**	-	**500**	**236**	-	**1,281**

Project list and timing is subject to change due to operational requirements and unexpected urgent needs.

Projects within the program will not proceed until a class 3 estimate is obtained.

This capital program is required to support small renovations and replacement of interior infrastructure (e.g. workstations, public work space, furniture, shelving and children's literacy areas) at libraries. Renovations and interior infrastructure replacement is required in order to ensure that library branches are safe, functional, accessible and part of a welcoming environment for library users.

The expected life of library buildings is 50 years. The expected life of library furniture, fixtures, and equipment is 15 years or less.

* N/A - No amounts have been included in the "Previous Budgets" due to this program's on-going nature.

Project Name: **Recreational Facility Safety, Security and Accessibility Improvements Program**

Standing Policy Committee: Community Services

Department: Community Services
Project: 6250000125

Service: Recreation
OurWinnipeg: Good Health and Well-Being

AUTHORIZATION	Previous Budgets	2025 Estimate	FORECAST 2026	2027	2028	2029	2030	Five-Year Forecast Total	Six-Year Total
Project Costs ($000's)	N/A*	200	223	185	210	220	230	1,068	1,268
Financed by:									
Cash to Capital					210	220	230	660	660
Province of Manitoba Strategic Infrastructure Funding		200		185				185	385
External Debt			223					223	223

CASH FLOW	2025	2026	2027	2028	2029	2030	Beyond 2030	Total
Project Costs ($000's)	200	223	185	210	220	230	-	1,268
Financed by:								
Cash to Capital				210	220	230		660
Province of Manitoba Strategic Infrastructure Funding	200		185					385
External Debt		223						223

NET OPERATING IMPACT ($000's)	2025	2026	2027	2028	2029	2030
Operating costs						
Debt and finance charges		11	22	22	22	22
Transfer to General Capital Fund				210	220	230
Total Direct Costs	-	11	22	232	242	252
Less: Incremental Revenue/Recovery	3	7	2	7	7	7
Net Cost/(Benefit)	(3)	4	20	225	235	245
Incremental Full Time Equivalent Positions	-	-	-	-	-	-

Class Estimate: See table below for 2025 class estimate

Strategic Priority Action Plan Theme: None

Project name / description (in priority order)	Service	2025 Class Est	2025	2026	2027	2028	2029	2030	Total
Safety/security/health improvements	Recreation	5	118	131	111	137	123	80	700
Accessibility improvements	Recreation	5	55	90	55	64	75		339
Communication systems	Recreation	5	27	2	19	9	22	150	229
Total			**200**	**223**	**185**	**210**	**220**	**230**	**1,268**

Project list and timing is subject to change due to operational requirements and unexpected urgent needs.

Projects within the program will not proceed until a class 3 estimate is obtained.

Recreational Facility Safety, Security and Accessibility Improvements Program (continued):

This capital program addresses workplace and public safety, health, and accessibility issues. Recreation and aquatic facility amenities must be refurbished to meet public health and safety standards, regulations, and to enhance facilities to meet the needs of the public. Capital funding is required to address three areas:

1. Safety, security, and health issues need to be addressed including upgrading lighting, installing and upgrading closed circuit television video monitoring technology, automated external defibrillator replacements at facilities and other building upgrades as required to ensure that facilities remain safe and welcoming to the community.

2. Address physical and customer service accessibility issues including washrooms, change rooms, specialty change rooms, kitchens, signage, public entranceways and installing life safety apparatus to meet accessibility needs.

3. Upgrades and replacements for communications systems including public address systems, radios, visual alarms, and facility signage including electronic signs for promotion of services and programs.

The expected life of recreation buildings is 50 years. The expected life of library AEDs, security and CCTV equipment is 10 years or less.

* N/A - No amounts have been included in the "Previous Budgets" due to this program's on-going nature.

Project Name: **Fitness Equipment Renewal Program**

Standing Policy Committee: Community Services

Department: Community Services
Project: 6250000225

Service: Recreation
OurWinnipeg: Good Health and Well-Being

AUTHORIZATION	Previous Budgets	2025 Estimate	FORECAST 2026	2027	2028	2029	2030	Five-Year Forecast Total	Six-Year Total
Project Costs ($000's)	N/A *	320	-	340	350	350	-	1,040	1,360
Financed by:									
Cash to Capital					350	350		700	700
Province of Manitoba Strategic Infrastructure Funding		320		340				340	660

CASH FLOW	2025	2026	2027	2028	2029	2030	Beyond 2030	Total
Project Costs ($000's)	320	-	340	350	350	-	-	1,360
Financed by:								
Cash to Capital				350	350			700
Province of Manitoba Strategic Infrastructure Funding	320		340					660

NET OPERATING IMPACT ($000's)	2025	2026	2027	2028	2029	2030
Operating costs						
Debt and finance charges						
Transfer to General Capital Fund				350	350	
Total Direct Costs	-	-	-	350	350	-
Less: Incremental Revenue/Recovery	4		4	11	11	
Net Cost/(Benefit)	(4)	-	(4)	339	339	-
Incremental Full Time Equivalent Positions	-	-	-	-	-	-

Class Estimate: Not applicable, as this is a program

Strategic Priority Action Plan Theme: None

Capital funding is required to replace cardio and strength based fitness equipment, on a rotating cycle, at the City's multi-use recreation and aquatic facilities, to continue to meet the program needs of patrons and to minimize safety issues that could arise from aging fitness equipment. Lifecycle renewal of fitness equipment is a key part of the department's asset management plan in order to maintain customer levels of service.

The expected life of commercial cardio equipment is 5 years. The expected life of strength based fitness equipment varies based on intensity of use but is esimated as 10 years or more.

* N/A - No amounts have been included in the "Previous Budgets" due to this program's on-going nature.

Project Name: **Decommissioning Aquatic Facilities**

Standing Policy Committee: Community Services

Department: Community Services
Project: 0762500325

Service: Recreation
OurWinnipeg: Good Health and Well-Being

AUTHORIZATION	Previous Budgets	2025 Estimate	FORECAST 2026	2027	2028	2029	2030	Five-Year Forecast Total	Six-Year Total
Project Costs ($000's)	N/A*	200	-	-	-	-	-	-	200
Financed by:									
Cash to Capital		200						-	200

CASH FLOW	2025	2026	2027	2028	2029	2030	Beyond 2030	Total
Project Costs ($000's)	200	-	-	-	-	-	-	200
Financed by:								
Cash to Capital	200							200

NET OPERATING IMPACT ($000's)	2025	2026	2027	2028	2029	2030
Operating costs						
Debt and finance charges						
Transfer to General Capital Fund	200					
Total Direct Costs	200	-	-	-	-	-
Less: Incremental Revenue/Recovery	7					
Net Cost/(Benefit)	193	-	-	-	-	-
Incremental Full Time Equivalent Positions	-	-	-	-	-	-

Class Estimate: See table below for 2025 class estimate

Strategic Priority Action Plan Theme: A Livable Safe Healthy Happy City

SPAP Action Item: 3.6 Increase funding to implement the Winnipeg Recreation Strategy

Project name / description (in priority order)	Service	2025 Class Est	2025	2026	2027	2028	2029	2030	Total
Decommission Windsor Park and Eldon Ross pools	Recreation	5	200						200
Total			**200**	**-**	**-**	**-**	**-**	**-**	**200**

Project list and timing is subject to change due to operational requirements and unexpected urgent needs.

Projects within the program will not proceed until a class 3 estimate is obtained.

This capital program will be used to decommission existing aquatic facilities that have been closed and deemed surplus to the City's needs. Funds will be allocated to support mothballing costs until facilities can be removed, demolished, or sold along with decommissioning costs related to hazardous materials abatement, removal or demolition, and subsequent site remediation.

Project Name: **St. Boniface Outdoor Aquatic Facility**

Standing Policy Committee: Community Services

Department: Community Services
Project: 0762500125

Service: Recreation
OurWinnipeg: Good Health and Well-Being

AUTHORIZATION	Previous Budgets	2025 Estimate	FORECAST 2026	2027	2028	2029	2030	Five-Year Forecast Total	Six-Year Total
Project Costs ($000's)	-	2,247	336	474	-	-	-	810	3,057
Financed by:									
Cash to Capital		133	133	133				266	399
Land Dedication Reserve		24						-	24
Commitment Reserve		133						-	133
Canada Community-Building Fund			134	267				401	401
External Debt		1,467	69	74				143	1,610
Transfer from Prior Year Authorization		490						-	490

CASH FLOW	2025	2026	2027	2028	2029	2030	Beyond 2030	Total
Project Costs ($000's)	2,247	336	474	-	-	-	-	3,057
Financed by:								
Cash to Capital	133	133	133					399
Land Dedication Reserve	24							24
Commitment Reserve	133							133
Canada Community-Building Fund		134	267					401
External Debt	1,467	69	74					1,610
Transfer from Prior Year Authorization	490							490

NET OPERATING IMPACT ($000's)	2025	2026	2027	2028	2029	2030
Operating costs						
Debt and finance charges	65	111	116	117	117	117
Transfer to General Capital Fund	133	133	133			
Total Direct Costs	198	244	249	117	117	117
Less: Incremental Revenue/Recovery	64	4	6			
Net Cost/(Benefit)	134	240	243	117	117	117
Incremental Full Time Equivalent Positions	-	-	-	-	-	-

Class Estimate: See table below

SPAP Theme: A Livable Safe Healthy Happy City

SPAP Action Item: 3.6 Increase funding to implement the Winnipeg Recreation Strategy

	2025	2026	2027	2028	2029	2030
Class Estimate	**5**	**5**				
Authorization ($000's)						
Preliminary Design	647					
Detailed Design & Construction	1,600	336	474			

St. Boniface Outdoor Aquatic Facility (continued):

The St. Boniface Outdoor Aquatic Facility project involves the design and construction of a new destination outdoor pool that will be physically accessible and include contemporary pool features such as a beach entry, slides, spray features, shaded seating areas, diving board(s) and a new pool change/washroom and mechanical systems building. The project will also include any associated park redevelopment needed to accommodate the outdoor pool.

In 2024, the City (Ward Councillor and Public Service) identified six possible park locations for the St. Boniface Outdoor Aquatic Facility and launched a public engagement process in Fall 2024 to get community input. Three of the locations were prioritized for further study including an assessment of potential capital costs. A recommended location will be brought forward for Council's consideration in late 2025/ early 2026. The new outdoor pool is anticipated to cost in excess of $10 million but an updated Class 5 estimate will be developed based on the site selected and the initial concept.

Capital funding in 2025 of $647,000 will support preliminary design to obtain a class 3 estimate for the project. Project construction is subject to leveraging other governmental or third party funding. Construction will not proceed until a Class 3 estimate is obtained and the project is fully funded. Funding includes $490,000 rebudgeted from 2021, 2022 and 2023 Parks and Recreation Enhancement Program - see Appendix D.

Funding of $1.4 million for the Winakwa Community Centre Spray Pad has been reallocated to the St. Boniface Outdoor Aquatic Facility.

With the adoption of the 2025 Capital Budget, Council authorizes first charges of $336,000 in 2025 or prior to the adoption of the 2026 Capital Budget to facilitate timely delivery of projects. Total available funding in 2025 is $2.583 million ($2.247 million plus $336,000).

An incremental increase to operating budget will be required but cannot be estimated at this time. Additional funds will be included / requested when the design advances and operating costs can be determined.

The expected life of an outdoor pool is 35 years.

Project Name: **Spray Pad Investment Program**

Standing Policy Committee: Community Services

Department: Community Services
Project: 6257000425

Service: Recreation
OurWinnipeg: Good Health and Well-Being

AUTHORIZATION	Previous Budgets	2025 Estimate	FORECAST 2026	2027	2028	2029	2030	Five-Year Forecast Total	Six-Year Total
Project Costs ($000's)	N/A *	4,000	2,600	4,000	4,000	4,000	-	14,600	18,600
Financed by:									
Canada Community - Building Fund		1,000	416		1,600	3,000		5,016	6,016
Province of Manitoba Strategic Infrastructure Funding		2,512		3,500				3,500	6,012
External Debt		488	2,184	500	2,400	1,000		6,084	6,572

CASH FLOW	2025	2026	2027	2028	2029	2030	Beyond 2030	Total
Project Costs ($000's)	4,000	2,600	4,000	4,000	4,000	-	-	18,600
Financed by:								
Canada Community Building Fund	1,000	416		1,600	3,000			6,016
Province of Manitoba Strategic Infrastructure Funding	2,512		3,500					6,012
External Debt	488	2,184	500	2,400	1,000			6,572

NET OPERATING IMPACT ($000's)	2025	2026	2027	2028	2029	2030
Operating costs						
Debt and finance charges	21	132	216	337	451	479
Transfer to General Capital Fund						
Total Direct Costs	21	132	216	337	451	479
Less: Incremental Revenue/Recovery	60	76	28	48	20	
Net Cost/(Benefit)	(39)	56	188	289	431	479
Incremental Full Time Equivalent Positions	-	-	-	-	-	-

Class Estimate: Not applicable, as this is a program

Strategic Priority Action Plan Theme: A Livable Safe Healthy Happy City

SPAP Action Item: 3.6 Increase funding to implement the Winnipeg Recreation Strategy

This capital program will construct 9 new spray pads to address service gaps and replace and/or decommission 16 wading pools. Selected locations will be in alignment with the levels of service defined in the Council adopted Wading Pool Rationalization & Spray Pad Reinvestment Strategy included in the Winnipeg Recreation Strategy. Spray pads are intended to serve a 2 kilometer (km) catchment area. However, if the spray pad is serving a geographic area of higher poverty the catchment area is 1km.

Recommendations on implementation considered the decision-making parameters identified in the two strategies noted above. For spray pad investments, considerations include: opportunities to improve service and address an existing service gap; co-location at multi-use sites to have supportive amenities such as washrooms and parking; supports a geographic area of higher poverty; provides an opportunity to consolidate older wading pools within the target level of service catchment; and supports existing community plans or initiatives. Considerations related to decommissioning wading pools are: asset age and condition; notable design or functional challenges; low utilization rates; proximity to existing (or planned) alternate wading pools/spray pads within the target level of service catchment; and opportunities for investment in alternate recreation/park amenities.

Funding for the Winakwa Community Centre Spray Pad in 2026 has been dedicated to the St. Boniface Outdoor Aquatic Facility project. As a result, the wading pools at Winakwa CC, Lamond Park, and Berkshire Park will not be closed.

When wading pools and the associated wading pool buildings are decommissioned and removed, the area will be backfilled and sodded.

The expected life of a spray pad is 25 years.

The program will support one temporary full-time equivalent position that is required to coordinate and advance the projects within the program.

* N/A - No amounts have been included in the "Previous Budgets" due to this program's on-going nature.

Spray Pad Investment Program (continued):

Implementation Plan:

Wherever feasible, the implementation approach is to complete construction of the spray pad prior to decommissioning the identified wading pools. There are a few exceptions where other considerations (in one instance other community plans/initiatives) have resulted in a slightly different timeline.

Spray Pad Investment	Design Started	Spray Pad In Service	Wading Pools To Be Decommissioned	Year
Beryl Watts Park Spray Pad	2025	2027	Beryl Watts Wading Pool Luxton Community Centre Wading Pool	2026 2027
Tyndall Park Community Centre Spray Pad	2025	2027	Tyndall Park CC Wading Pool Walsall Park Wading Pool Northwood Community Centre - Frank Whyte Site Wading Pool	2026 2027 2027
South Winnipeg Community Centre - Richmond Site Spray Pad	2025	2027	None	
Michaëlle Jean Park/Norquay Community Centre Spray Pad	2025	2027	An existing wading pool with spray features, will be converted to function exclusively as a spray pad. Renovation to existing asset to remove the basin.	
Chalmers Community Centre Spray Pad	2026	2028	East End Culture & Leisure Centre Wading Pool Elmwood Winter Club Wading Pool Morse Place Community Centre Wading Pool	2025 2028 2028
Bruce Park Spray Pad	2026	2028	Bruce Park Wading Pool Marjorie Park Wading Pool King Edward & Ness Wading Pool	2027 2028 2028
Norberry-Glenlee Community Centre - Walter Jennings Site Spray Pad	2027	2029	None	
Keenleyside Park/East Elmwood Community Centre Spray Pad	2027	2029	Keenleyside Park/East Elmwood CC Wading Pool Braeside Park Wading Pool Tomlinson Park Wading Pool	2028 2029 2029
Tuxedo Community Centre Spray Pad	2028	2030	Westdale Wading Pool	2029
Riverview Community Centre Spray Pad	2028	2030	Riverview Community Centre Wading Pool	2029

The five spray pads identified below, approved in previous budgets, will be coming into service in 2024 and 2025. These spray pad investments are funded and the 13 wading pool closures identified below are authorized for closure through this spray pad capital investment program:

Spray Pad Investment	Constructed	Spray Pad In Service	Wading Pools To Be Decommissioned	Year
Central Corydon Community Centre - Crescentwood Site Spray Pad	2023	2024	Central Corydon CC -Crescentwood Wading Pool Harrow Park Wading Pool Cordova Park Wading Pool	2022 2024 2024
Champlain Community Centre Spray Pad	2024	2025	Champlain Wading Pool	2023
Bronx Park Community Centre Spray Pad	2024	2025	Bronx Park CC Wading Pool Centennial Park Wading Pool	2024 2025
Valour Community Centre - Clifton Site Spray Pad	2024	2025	Valour Community Centre - Clifton Site Wading Pool Sargent Park Wading Pool John M. King School Wading Pool	2024 2025 2025
Turtle Island Neighbourhood Centre Spray Pad	2024	2025	Turtle Island Neighbourhood Centre Wading Pool William Whyte School Wading Pool Strathcona Recreation Centre Wading Pool Aberdeen Recreation Centre Wading Pool	2024 2025 2025 2025

Construction will not commence until a Class 3 estimate is obtained.

Upon completion of approved projects, any unspent budget will be reallocated to other projects within the program based on need at that time.

The project lists and timing are subject to change due to operational requirements, identification of technical limitations or regulatory requirements that make implementation unfeasible, and unexpected urgent needs.

Project Name: **Bonavista Recreation and Leisure Centre**

Standing Policy Committee: Community Services

Department: Community Services
Project: 0762500224

Service: Recreation
OurWinnipeg: Good Health and Well-Being

AUTHORIZATION	Previous Budgets	2025 Estimate	FORECAST 2026	2027	2028	2029	2030	Five-Year Forecast Total	Six-Year Total
Project Costs ($000's)	250	2,500	2,500	-	-	-	-	2,500	5,000
Financed by:									
Province of Manitoba Strategic Infrastructure Funding		2,000						-	2,000
External Debt		500	2,500					2,500	3,000

CASH FLOW	2025	2026	2027	2028	2029	2030	Beyond 2030	Total
Project Costs ($000's)	2,500		-	-	-	-	-	5,000
Financed by:								
Province of Manitoba Strategic Infrastructure Funding	2,000							2,000
External Debt	500	2,500						3,000

NET OPERATING IMPACT ($000's)	2025	2026	2027	2028	2029	2030
Operating costs						
Debt and finance charges	22	148	220	220	220	220
Transfer to General Capital Fund						
Total Direct Costs	22	148	220	220	220	220
Less: Incremental Revenue/Recovery	41	81				
Net Cost/(Benefit)	(19)	67	220	220	220	220
Incremental Full Time Equivalent Positions	-	-	-	-	-	-

Class Estimate: See table below

Strategic Priority Action Plan Theme: A Livable Safe Healthy Happy City

SPAP Action Item: 3.6 Increase funding to implement the Winnipeg Recreation Strategy

	2025	2026	2027	2028	2029	2030
Class Estimate	**5**	**5**				
Authorization ($000's)						
Preliminary Design	750					
Detailed Design & Construction	1,750	2,500				

Project construction will not proceed until a class 3 estimate is obtained and the project is fully funded.

The project involves the development of a new Bonavista Recreation and Leisure Centre to serve established and new neighbourhoods in southeast Winnipeg. An approximately 11 acre parcel of parkland has been acquired in the Bonavista neighbourhood (on Warde Avenue) for development of the facility and other outdoor recreation and parks purposes.

The 2024 Capital Budget included funds to complete a feasibility study, with a public engagement process, and obtain a class 4 cost estimate for the facility. City funding in 2025 and 2026 will support design and construction of the facility and is subject to leveraging other governmental funding.

The current class 5 total estimated project cost is $16 million. The total estimated project cost will be refined and updated upon completion of the feasibility study.

The expected life of recreation buildings is 50 years.

Incremental operating costs for the recreation and leisure centre cannot be estimated at this time and will be included when known.

Project Name: **South Winnipeg Recreation Campus: Aquatic Facility**

Standing Policy Committee: Community Services

Department: Community Services
Project: 0762500526

Service: Recreation
OurWinnipeg: Good Health and Well-Being

AUTHORIZATION	Previous Budgets	2025 Estimate	FORECAST 2026	2027	2028	2029	2030	Five-Year Forecast Total	Six-Year Total
Project Costs ($000's)	-	-	1,500	-	-	-	-	1,500	1,500
Financed by:									
Canada Community-Building Fund			1,500					1,500	1,500

CASH FLOW	2025	2026	2027	2028	2029	2030	Beyond 2030	Total
Project Costs ($000's)	-	1,500	-	-	-	-	-	1,500
Financed by:								
Canada Community-Building Fund		1,500						1,500

NET OPERATING IMPACT ($000's)	2025	2026	2027	2028	2029	2030
Operating costs						
Debt and finance charges						
Transfer to General Capital Fund						
Total Direct Costs	-	-	-	-	-	-
Less: Incremental Revenue/Recovery		19				
Net Cost/(Benefit)	-	(19)	-	-	-	-
Incremental Full Time Equivalent Positions	-	-	-	-	-	-

Class Estimate: 3

Strategic Priority Action Plan Theme: A Livable Safe Healthy Happy City

SPAP Action Item: 3.6 Increase funding to implement the Winnipeg Recreation Strategy

An indoor aquatic facility is planned as a future component of the South Winnipeg Recreation Campus (SWRC) in order to provide an integrated, multi-use, multi-generational regional recreation facility that meets the needs of growing communities in southwest Winnipeg. The SWRC is intended to serve a catchment area of 4-6 km that will be home to more than 120,000 residents.

Funding in 2026 is for preliminary design to obtain a class 3 estimate for the indoor aquatic addition which is planned to consist of lap and leisure pools along with affiliated mechanical/filtration systems, change rooms, administrative and program spaces, and site development. The current class 5 total estimated project cost is $55 million. The total estimated project cost will be refined and updated upon completion of the preliminary design and class 3 estimate.

Incremental operating costs cannot be estimated at this time and will be included when known.

Project construction will not proceed until a class 3 estimate is obtained and the project is fully funded.

Project Name: **Tyndall Park Community Centre - Gymnasium Expansion**

Standing Policy Committee: Community Services

Department: Community Services
Project: 0762500626

Service: Recreation
OurWinnipeg: Good Health and Well-Being

AUTHORIZATION	Previous Budgets	2025 Estimate	FORECAST 2026	2027	2028	2029	2030	Five-Year Forecast Total	Six-Year Total
Project Costs ($000's)	-	-	2,500	-	-	-	-	2,500	2,500
Financed by:									
External Debt			2,500					2,500	2,500

CASH FLOW	2025	2026	2027	2028	2029	2030	Beyond 2030	Total
Project Costs ($000's)	-	2,500	-	-	-	-	-	2,500
Financed by:								
External Debt		2,500						2,500

NET OPERATING IMPACT ($000's)	2025	2026	2027	2028	2029	2030
Operating costs						
Debt and finance charges		111	183	183	183	183
Transfer to General Capital Fund						
Total Direct Costs	-	111	183	183	183	183
Less: Incremental Revenue/Recovery		81				
Net Cost/(Benefit)	-	30	183	183	183	183
Incremental Full Time Equivalent Positions	-	-	-	-	-	-

Class Estimate: See table below

Strategic Priority Action Plan Theme: A Livable Safe Healthy Happy City

SPAP Action Item: 3.6 Increase funding to implement the Winnipeg Recreation Strategy

	2025	2026	2027	2028	2029	2030
Class Estimate		**3**				
Authorization ($000's)						
Preliminary Design		500				
Detailed Design & Construction		2,000				

Project construction will not proceed until a class 3 estimate is obtained and the project is fully funded.

Tyndall Park Community Centre - Gymnasium Expansion (continued):

In the 2016 Capital Budget, Council approved $100,000 for a feasibility study to explore the need, design options, and costs of a potential renovation and expansion of the Tyndall Park Community Centre to provide additional space to address the community centre's programming needs, expanded catchment area, and accessibility requirements. The feasibility study completed in 2019 recommended a facility addition consisting of a gymnasium and multi-purpose room. Public engagement completed in early 2020 confirmed support for the proposed concept.

The current class 5 total estimated project cost is $10 million but the estimate requires updating due to substantial changes in market conditions and new regulatory requirements including the January 2024 adoption of the 2020 National Building Code.

Capital funding in 2026 of $500,000 will support preliminary design to obtain a class 3 estimate for the expansion and related site works. The design process will also incorporate public and stakeholder engagement to confirm project scope and obtain feedback on the proposed design.

The total estimated project cost will be refined and updated upon completion of the preliminary design and class 3 estimate. Additional funding will be required in future years to advance detailed design and construction of the facility.

Capital funding in 2026 is initial funding toward the City's contribution for an infrastructure funding agreement that would allow construction of the project to proceed.

The expected life of recreation buildings is 50 years.

An incremental increase to the Universal Funding Formula operating grant will be required but cannot be estimated at this time. Additional funds will be included / requested when the design advances and operating costs can be determined.

City funding in 2026 is subject to leveraging other governmental funding.

Project Name: **Roblin Park Community Centre - Covered Rink**

Standing Policy Committee: Community Services

Department: Community Services
Project: 0762500726

Service: Recreation
OurWinnipeg: Good Health and Well-Being

AUTHORIZATION	Previous Budgets	2025 Estimate	FORECAST 2026	2027	2028	2029	2030	Five-Year Forecast Total	Six-Year Total
Project Costs ($000's)	-	-	500	1,000	-	-	-	1,500	1,500
Financed by:									
Canada Community - Building Fund				800				800	800
External Debt			500	200				700	700

CASH FLOW	2025	2026	2027	2028	2029	2030	Beyond 2030	Total
Project Costs ($000's)	-	500	1,000	-	-	-	-	1,500
Financed by:								
Canada Community - Building Fund			800					800
External Debt		500	200					700

NET OPERATING IMPACT ($000's)	2025	2026	2027	2028	2029	2030
Operating costs						
Debt and finance charges		22	47	52	52	52
Transfer to General Capital Fund						
Total Direct Costs	-	22	47	52	52	52
Less: Incremental Revenue/Recovery		16	17			
Net Cost/(Benefit)	-	6	31	52	52	52
Incremental Full Time Equivalent Positions	-	-	-	-	-	-

Class Estimate: See table below

Strategic Priority Action Plan Theme: A Livable Safe Healthy Happy City

SPAP Action Item: 3.6 Increase funding to implement the Winnipeg Recreation Strategy

	2025	2026	2027	2028	2029	2030
Class Estimate		**5**	**5**			
Authorization ($000's)						
Detailed Design & Construction		500	1,000			

Project construction will not proceed until a class 3 estimate is obtained and the project is fully funded.

Funding in 2026 and 2027 totaling $1.5 million will support detailed design and construction of a new covered outdoor rink at Roblin Park Community Centre. Funds to undertake a study/preliminary design of the covered rink will be provided by the area Councillor.

The expected life of an outdoor rink is 25 years.

Project Name: **East of the Red Recreation Plex**

Standing Policy Committee: Community Services

Department: Community Services
Project: 0762500823

Service: Recreation
OurWinnipeg: Good Health and Well-Being

AUTHORIZATION	Previous Budgets	2025 Estimate	FORECAST 2026	2027	2028	2029	2030	Five-Year Forecast Total	Six-Year Total
Project Costs ($000's)	2,000	-	5,000	10,000	-	-	-	15,000	15,000
Financed by:									
Canada Community - Building Fund				2,106				2,106	2,106
Province of Manitoba Strategic Infrastructure Funding				4,100				4,100	4,100
External Debt			5,000	3,794				8,794	8,794

CASH FLOW	2025	2026	2027	2028	2029	2030	Beyond 2030	Total
Project Costs ($000's)	-	5,000	10,000	-	-	-	-	15,000
Financed by:								
Canada Community - Building Fund			2,106					2,106
Province of Manitoba Strategic Infrastructure Funding			4,100					4,100
External Debt		5,000	3,794					8,794

NET OPERATING IMPACT ($000's)	2025	2026	2027	2028	2029	2030
Operating costs						
Debt and finance charges		223	532	641	641	641
Transfer to General Capital Fund						
Total Direct Costs	-	223	532	641	641	641
Less: Incremental Revenue/Recovery		163	113			
Net Cost/(Benefit)	-	60	419	641	641	641
Incremental Full Time Equivalent Positions	-	-	-	-	-	-

Class Estimate: See table below

Strategic Priority Action Plan Theme: A Livable Safe Healthy Happy City

SPAP Action Item: 3.6 Increase funding to implement the Winnipeg Recreation Strategy

	2025	2026	2027	2028	2029	2030
Class Estimate		**5**	**5**			
Authorization ($000's)						
Detailed Design & Construction		5,000	10,000			

Project construction will not proceed until a class 3 estimate is obtained and the project is fully funded.

East of the Red Recreation Plex (continued):

Based on a 2018 feasibility study and subsequent update completed in 2023, the East of the Red Recreation Plex (ERRP) is proposed as a 92,000 square foot, City-owned-and-operated, regional, multi-use, multi-generational recreation facility. The facility consists of an aquatic facility, two gymnasiums, multi-purpose room and activity spaces, community kitchen, indoor track, movement studios, accessible change rooms and fitness space, all designed to be attached to the recently constructed Transcona Library located at 1 Transcona Boulevard. Additionally, through the preliminary design process, a child care centre is also being considered for inclusion in the facility. A public engagement process on the ERRP project and amenities was undertaken in the fall of 2021. At that time, the Class 5 estimated capital cost of ERRP was $89.192 million (assuming construction commencing in 2026).

The 2023 Capital Budget included $2 million to complete preliminary design and obtain a class 3 cost estimate which will further inform capital budget requirements for the project. Preliminary design is underway and anticipated to be complete in Q1 of 2025.

The following next steps are preliminary and are subject to change and confirmation of sufficient funding:

2025 Q2 - Capital budget submission for detailed design and construction submitted for Council consideration, subject to the approval of a funding contribution agreement with other levels of government.

2026 Q2 - Capital project fully approved/funded. This step assumes a one-year process to negotiate a funding contribution agreement with other levels of government.

2026 Q3 - Detailed design services awarded/commence (approx. 12 months duration)

2027 Q3 - Detailed design complete, class 1 cost estimate established

2027 Q4 - Construction contract tender

2028 Q1 - Construction contract award/start of work (approx. 24 months duration)

2030 Q1 - ERRP commissioning and facility opening

Capital funding in 2026 and 2027 provides initial funding toward the City's contribution for an infrastructure funding agreement that would allow detailed design and construction of the project to proceed.

The expected life of recreation buildings is 50 years.

Incremental operating costs cannot be estimated at this time and will be included when known.

City funding is subject to leveraging other governmental funding.

Project Name: **Freight House Outdoor Pool Redevelopment**

Standing Policy Committee: Community Services

Department: Community Services
Project: 0762500927

Service: Recreation
OurWinnipeg: Social Equity

AUTHORIZATION	Previous Budgets	2025 Estimate	FORECAST 2026	2027	2028	2029	2030	Five-Year Forecast Total	Six-Year Total
Project Costs ($000's)	-	-	-	1,623	-	-	-	1,623	1,623
Financed by:									
Canada Community-Building Fund				1,202				1,202	1,202
External Debt				421				421	421

CASH FLOW	2025	2026	2027	2028	2029	2030	Beyond 2030	Total
Project Costs ($000's)	-	-	1,623	-	-	-	-	1,623
Financed by:								
Canada Community-Building Fund			1,202					1,202
External Debt			421					421

NET OPERATING IMPACT ($000's)	2025	2026	2027	2028	2029	2030
Operating costs						
Debt and finance charges			19	30	30	30
Transfer to General Capital Fund						
Total Direct Costs	-	-	19	30	30	30
Less: Incremental Revenue/Recovery			29			
Net Cost/(Benefit)	-	-	(10)	30	30	30
Incremental Full Time Equivalent Positions	-	-	-	-	-	-

Class Estimate: See table below

Strategic Priority Action Plan Theme: A Livable Safe Healthy Happy City

SPAP Action Item: 3.6 Increase funding to implement the Winnipeg Recreation Strategy

	2025	2026	2027	2028	2029	2030
Class Estimate			**5**			
Authorization ($000's)						
Preliminary Design			400			
Detailed Design & Construction			1,223			

Project construction will not proceed until a class 3 estimate is obtained and the project is fully funded.

The cost of the project is currently estimated at a class 5 level as $7.5 million and the potential to partner with other levels of government is anticipated. Capital funding in the amount of $400,000 in 2027 will pay for the preliminary design of the outdoor pool to obtain a Class 3 cost estimate. The total estimated project cost will be refined and updated upon completion of the preliminary design and class 3 estimate. Additional funding will be required in future years to advance detailed design and construction of the facility.

Capital funding in 2027 also includes $1.223 million as initial funding toward the City's contribution for an infrastructure funding agreement that would allow detailed design and construction of the project to proceed.

The existing outdoor pool at this site is in poor condition and lacks the capacity to adequately serve the needs of the community. The pool is located in a geographic area of higher poverty and it does not meet current accessibility standards nor provide adequate play value and amenities. The new pool will include contemporary pool features such as an accessible pool access ramp, slides, spray features, shaded seating areas, diving board(s), a new pool change/washroom and mechanical system building.

The expected life of an outdoor pool is 35 years.

Incremental operating costs cannot be estimated at this time and will be included when known.

Project Name: **Fort Rouge Leisure Centre & Osborne Library Redevelopment Study**

Standing Policy Committee: Community Services

Department: Community Services
Project: 0762500129

Service: Recreation
OurWinnipeg: Social Equity

AUTHORIZATION	Previous Budgets	2025 Estimate	FORECAST 2026	2027	2028	2029	2030	Five-Year Forecast Total	Six-Year Total
Project Costs ($000's)	-	-	-	-	-	250	-	250	250
Financed by:									
Cash to Capital						250		250	250

CASH FLOW	2025	2026	2027	2028	2029	2030	Beyond 2030	Total
Project Costs ($000's)	-	-	-	-	250	-	-	250
Financed by:								
Cash to Capital					250			250

NET OPERATING IMPACT ($000's)	2025	2026	2027	2028	2029	2030
Operating costs						
Debt and finance charges						
Transfer to General Capital Fund					250	
Total Direct Costs	-	-	-	-	250	-
Less: Incremental Revenue/Recovery					8	
Net Cost/(Benefit)	-	-	-	-	242	-
Incremental Full Time Equivalent Positions	-	-	-	-	-	-

Class Estimate: 5

Strategic Priority Action Plan Theme: A Livable Safe Healthy Happy City

SPAP Action Item: 3.6 Increase funding to implement the Winnipeg Recreation Strategy

Fort Rouge Leisure Centre and Osborne Library are part of a multi-use facility that also includes Sam Southern Arena. Located in a geographic area of higher poverty, the facility is well-used with high utilization rates and is an important community asset. However, the building has a number of functional limitations and accessibility challenges including the lack of elevator access to the second floor programming spaces.There is also a need to address safety and security concerns while ensuring the facility remains a welcoming community space.

The feasibility study will assess redevelopment opportunities for the building and surrounding site. Public engagement will be included as part of the planning process. The final study will include a preferred concept with a Class 4 cost estimate.

Project construction will not proceed until a class 3 estimate is obtained and the project is fully funded.

Project Name: **St. James Civic Centre Pool - Change Room Upgrades**

Standing Policy Committee: Community Services

Department: Community Services
Project: 0762500229

Service: Recreation
OurWinnipeg: Good Health and Well-Being

AUTHORIZATION	Previous Budgets	2025 Estimate	FORECAST 2026	2027	2028	2029	2030	Five-Year Forecast Total	Six-Year Total
Project Costs ($000's)	-	-	-	-	-	500	3,000	3,500	3,500
Financed by:									
Cash to Capital						500		500	500
Canada Community Building Fund							2,385	2,385	2,385
External Debt							615	615	615

CASH FLOW	2025	2026	2027	2028	2029	2030	Beyond 2030	Total
Project Costs ($000's)	-	-	-	-	500	3,000	-	3,500
Financed by:								
Cash to Capital					500			500
Canada Community Building Fund						2,385		2,385
External Debt						615		615

NET OPERATING IMPACT ($000's)	2025	2026	2027	2028	2029	2030
Operating costs						
Debt and finance charges						27
Transfer to General Capital Fund					500	-
Total Direct Costs	-	-	-	-	500	27
Less: Incremental Revenue/Recovery					16	50
Net Cost/(Benefit)	-	-	-	-	484	(23)
Incremental Full Time Equivalent Positions	-	-	-	-	-	-

Class Estimate: 5

Strategic Priority Action Plan Theme: A Livable Safe Healthy Happy City

SPAP Action Item: 3.6 Increase funding to implement the Winnipeg Recreation Strategy

St. James Civic Centre is over 50 years old and phased capital projects to renew and upgrade the facility have been occurring for the last few years. Capital investment is required to renovate the existing pool change rooms and to construct a universal change room addition attached to the west side of the St James Civic Centre. Concerns about the size and limited level of accessibility of the pool change rooms has been increasing. The current change room configuration does not have sufficient space to create universal change rooms so an addition is required.

Preliminary design of the addition has been completed. Funds in 2029 will advance detailed design followed by construction with $3 million allocated in 2030. An additional $2.5 million is required for construction to proceed.

Project construction will not proceed until a class 3 estimate is obtained and the project is fully funded.

The expected life of recreation buildings is 50 years.

Incremental operating costs cannot be estimated at this time and will be included when known.

Project Name: **Fort Garry Lions Outdoor Pool Redevelopment Feasibility Study**

Standing Policy Committee: Community Services

Department: Community Services
Project: 0762500130

Service: Recreation
OurWinnipeg: Good Health and Well-Being

AUTHORIZATION	Previous Budgets	2025 Estimate	FORECAST 2026	2027	2028	2029	2030	Five-Year Forecast Total	Six-Year Total
Project Costs ($000's)	-	-	-	-	-	-	200	200	200
Financed by:									
Cash to Capital							200	200	200

CASH FLOW	2025	2026	2027	2028	2029	2030	Beyond 2030	Total
Project Costs ($000's)	-	-	-	-	-	200	-	200
Financed by:								
Cash to Capital						200		200

NET OPERATING IMPACT ($000's)	2025	2026	2027	2028	2029	2030
Operating costs						
Debt and finance charges						
Transfer to General Capital Fund						200
Total Direct Costs	-	-	-	-	-	200
Less: Incremental Revenue/Recovery						7
Net Cost/(Benefit)	-	-	-	-	-	193
Incremental Full Time Equivalent Positions	-	-	-	-	-	-

Class Estimate: 5

Strategic Priority Action Plan Theme: A Livable Safe Healthy Happy City

SPAP Action Item: 3.6 Increase funding to implement the Winnipeg Recreation Strategy

Fort Garry Lions Outdoor Pool is located at the intersection of Pembina Highway and McGillivray Blvd. It is the most southern outdoor pool owned by the City. It provides outdoor aquatic opportunities to residents living in nearby neighbourhoods including areas of higher poverty along Pembina Highway. Originally constructed in 1960, the pool is reaching the end of it's useful life and in poor condition with limited accessibility.

Funding in 2030 will support a feasibility study and Class 4 cost estimate for the redevelopment of the outdoor pool, wading pool, and supporting site amenities. The feasibility study will look at options to redevelop the pool and site to create a larger destination pool that is fully accessible and increases the play and leisure value for all ages.

Project construction will not proceed until a class 3 estimate is obtained and the project is fully funded.

Project Name: **Freight House Recreation Centre Feasibility Study**

Standing Policy Committee: Community Services

Department: Community Services
Project: 0762500230

Service: Recreation
OurWinnipeg: Good Health and Well-Being

AUTHORIZATION	Previous Budgets	2025 Estimate	FORECAST 2026	2027	2028	2029	2030	Five-Year Forecast Total	Six-Year Total
Project Costs ($000's)	-	-	-	-	-	-	350	350	350
Financed by:									
Cash to Capital							350	350	350

CASH FLOW	2025	2026	2027	2028	2029	2030	Beyond 2030	Total
Project Costs ($000's)	-	-	-	-	-	350	-	350
Financed by:								
Cash to Capital						350		350

NET OPERATING IMPACT ($000's)	2025	2026	2027	2028	2029	2030
Operating costs						
Debt and finance charges						
Transfer to General Capital Fund						350
Total Direct Costs	-	-	-	-	-	350
Less: Incremental Revenue/Recovery						11
Net Cost/(Benefit)	-	-	-	-	-	339
Incremental Full Time Equivalent Positions	-	-	-	-	-	-

Class Estimate: 5

Strategic Priority Action Plan Theme: A Livable Safe Healthy Happy City

SPAP Action Item: 3.6 Increase funding to implement the Winnipeg Recreation Strategy

Located in an area of higher poverty, the Freight House Recreation Centre building was built in 1903, is in very poor condition and is oddly configured, with many different stakeholders and programs segmented throughout the building. The feasibility study will help determine the current condition of the facility and potential options for reconfiguring and/or redeveloping on the site. The study will include engaging with stakeholders and the public to determine a collective vision for the building and site that will better serve the community now and in the future. Future operating and capital requirements at a Class 4 level will be determined through the options analysis of the feasibility study.

Project construction will not proceed until a class 3 estimate is obtained and the project is fully funded.

Project Name: **Pan Am Pool Redevelopment Study**

Standing Policy Committee: Community Services

Department: Community Services
Project: 0762500330

Service: Recreation
OurWinnipeg: Good Health and Well-Being

AUTHORIZATION	Previous Budgets	2025 Estimate	FORECAST 2026	2027	2028	2029	2030	Five-Year Forecast Total	Six-Year Total
Project Costs ($000's)	-	-	-	-	-	-	500	500	500
Financed by:									
Cash to Capital							500	500	500

CASH FLOW	2025	2026	2027	2028	2029	2030	Beyond 2030	Total
Project Costs ($000's)	-	-	-	-	-	500	-	500
Financed by:								
Cash to Capital						500		500

NET OPERATING IMPACT ($000's)	2025	2026	2027	2028	2029	2030
Operating costs						
Debt and finance charges						
Transfer to General Capital Fund						500
Total Direct Costs	-	-	-	-	-	500
Less: Incremental Revenue/Recovery						16
Net Cost/(Benefit)	-	-	-	-	-	484
Incremental Full Time Equivalent Positions	-	-	-	-	-	-

Class Estimate: 5

Strategic Priority Action Plan Theme: A Livable Safe Healthy Happy City

SPAP Action Item: 3.6 Increase funding to implement the Winnipeg Recreation Strategy

Pan Am Pool is a major competitive aquatic sports venue that supports international, national, and provincial competitive events. It attracts residents from across Winnipeg due to it's unique and specialized amenities. However, the facility is more than 50 years old, struggles to meet usage demands, is becoming increasingly obsolete and unable to meet the service requirements. Many of it's building components are also reaching end-of-life. Further study and lifecycle analysis is needed to determine the most cost-effective approach to maintain this city-wide service while minimizing risk.

The redevelopment study will involve working with interested stakeholder organizations to explore options for the redevelopment or replacement of Pan Am Pool including the potential of different partnership arrangements. The project will assess the limitations and opportunities of the current location and facility to develop a feasibility assessment and business case for the redevelopment or replacement of Pan Am Pool that considers current and future service needs, facility lifecycle needs, different development approaches, alternate locations, possible operating models and costs, along with Class 5 estimates of capital costs and financing opportunities.

Project construction will not proceed until a class 3 estimate is obtained and the project is fully funded.

Project Name: **Community Centre Renovation Grant Program**

Standing Policy Committee: Community Services

Department: Community Services
Project: 6252000125

Service: Recreation
OurWinnipeg: Good Health and Well-Being

AUTHORIZATION	Previous Budgets	2025 Estimate	FORECAST 2026	2027	2028	2029	2030	Five-Year Forecast Total	Six-Year Total
Project Costs ($000's)	N/A*	2,000	2,000	2,000	2,000	2,000	2,000	10,000	12,000
Financed by:									
Land Operating Reserve		965	965	965	965	965	965	4,825	5,790
External Debt		1,035	1,035	1,035	1,035	1,035	1,035	5,175	6,210

CASH FLOW	2025	2026	2027	2028	2029	2030	Beyond 2030	Total
Project Costs ($000's)	2,000	2,000	2,000	2,000	2,000	2,000	-	12,000
Financed by:								
Land Operating Reserve	965	965	965	965	965	965		5,790
External Debt	1,035	1,035	1,035	1,035	1,035	1,035		6,210

NET OPERATING IMPACT ($000's)	2025	2026	2027	2028	2029	2030
Operating costs						
Debt and finance charges	45	120	195	270	345	420
Transfer to General Capital Fund						
Total Direct Costs	45	120	195	270	345	420
Less: Incremental Revenue/Recovery						
Net Cost/(Benefit)	45	120	195	270	345	420
Incremental Full Time Equivalent Positions	-	-	-	-	-	-

Class Estimate: Not applicable

Strategic Priority Action Plan Theme: A Livable Safe Healthy Happy City

SPAP Action Item: 3.6 Increase funding to implement the Winnipeg Recreation Strategy

The Community Centre Renovation Grant Program (CCRGP), approved in February 2012, is to provide up to $2.00 million in dedicated funding to renovation projects for City-owned, board-run community centres in order to maintain and/or improve community centre infrastructure. The program is open to all General Council of Winnipeg Community Centres (GCWCC) in Winnipeg, is subject to an application process with two intake periods per year, project evaluation completed by a joint committee of GCWCC and the City, with maximum City contributions to each project of $100,000 per project, subject to the grant program criteria.

Annually, up to $965,000 is funded by the Land Operating Reserve. Transfers from the Land Operating Reserve (not to exceed $1.2 million in aggregate) to the General Revenue Fund ($235,000 for GCWCC programming grant) and General Capital Fund ($965,000 for this CCRGP) are to be equal to 15% of the aggregate of gross land sales and the City's proportionate share of land sales derived from government business partnerships for the fiscal year two years prior to the budget year under consideration (e.g. transfer amounts for the 2024 budget year are based on 15% of the aggregate of actual gross land sales and the City's proportionate share of land sales derived from government business partnerships from 2022).

If actual gross land sales and the City's proportionate share of land sales derived from government business partnerships are less than the amount to achieve the maximum $1.2 million aggregate amount (i.e. $235,000 programming grant + $965,000 for the CCRGP) for this program, the transfer to the General Revenue Fund of up to $235,000 is made first with the residual balance, if any, transferred to the General Capital Fund for the CCRGP.

The program includes one temporary full-time equivalent position in the Community Services department to help coordinate and advance the CCRGP projects and is recovered through the program.

The expected life of recreation buildings is 50 years.

As this is a capital grant program, it is exempt from interest and administrative overhead capital charges.

* N/A - No amounts have been included in the "Previous Budgets" due to this commitment's on-going nature.

Project Name: **Community Incentive Grant Program**

Standing Policy Committee: Community Services

Department: Community Services
Project: 6251000125

Service: Community Support Service
OurWinnipeg: Good Health and Well-Being

AUTHORIZATION	Previous Budgets	2025 Estimate	FORECAST 2026	2027	2028	2029	2030	Five-Year Forecast Total	Six-Year Total
Project Costs ($000's)	N/A *	1,026	1,057	1,086	1,195	1,230	1,267	5,835	6,861
Financed by:									
External Debt		1,026	1,057	1,086	1,195	1,230	1,267	5,835	6,861

CASH FLOW	2025	2026	2027	2028	2029	2030	Beyond 2030	Total
Project Costs ($000's)	1,026	1,057	1,086	1,195	1,230	1,267	-	6,861
Financed by:								
External Debt	1,026	1,057	1,086	1,195	1,230	1,267		6,861

NET OPERATING IMPACT ($000's)	2025	2026	2027	2028	2029	2030
Operating costs						
Debt and finance charges	45	120	200	284	372	463
Transfer to General Capital Fund						
Total Direct Costs	45	120	200	284	372	463
Less: Incremental Revenue/Recovery						
Net Cost/(Benefit)	45	120	200	284	372	463
Incremental Full Time Equivalent Positions	-	-	-	-	-	-

Class Estimate: Not applicable

Strategic Priority Action Plan Theme: A Livable Safe Healthy Happy City

SPAP Action Item: 3.7 Restore the community incentive grant program

The Community Incentive Grant Program (CIGP), established by Council on March 6, 1985, was designed to encourage non-profit community recreation and sport organizations to undertake capital projects which would result in long-term benefits to the community at large in terms of improved service and facilities.

Community Committees are the delegated authority to allocate CIGP funding.

The total funding is allocated equally to each Community Committee/ward, net of operating expenses for one permanent full-time equivalent position that is required to coordinate, administer, and support new and existing projects in the program.

The 2025 - 2027 funding allocated to the St. Boniface Ward has been dedicated to the St. Boniface Outdoor Aquatic Facility. See project details on page 114. The CIGP budget in years 2025 - 2027 is to be split evenly between the remaining 14 wards.

As this is a capital grant program, it is exempt from interest and administrative overhead capital charges.

* N/A - No amounts have been included in the "Previous Budgets" due to this program's on-going nature.

Return to Table of Contents

Project Name: **East District Police Station**

Board: Winnipeg Police Board

Department: Winnipeg Police Service
Project: 0731002825

Service: Police Services
OurWinnipeg: Good Health and Well-Being

AUTHORIZATION	Previous Budgets	2025 Estimate	FORECAST 2026	2027	2028	2029	2030	Five-Year Forecast Total	Six-Year Total
Project Costs ($000's)	-	-	-	-	-	-	-	-	-
Financed by:									
Cash to Capital		1,155	1,155	1,155	1,188	1,254	1,254	6,006	7,161
Public Private Partnership Lease Payments		(1,155)	(1,155)	(1,155)	(1,188)	(1,254)	(1,254)	(6,006)	(7,161)

CASH FLOW	2025	2026	2027	2028	2029	2030	Beyond 2030	Total
Project Costs ($000's)	1,155	1,155	1,155	1,188	1,254	1,254	9,944	17,105
Financed by:								
Cash to Capital	1,155	1,155	1,155	1,188	1,254	1,254	9,944	17,105

NET OPERATING IMPACT ($000's)	2025	2026	2027	2028	2029	2030
Operating costs						
Debt and finance charges						
Transfer to General Capital Fund	1,155	1,155	1,155	1,188	1,254	1,254
Total Direct Costs	1,155	1,155	1,155	1,188	1,254	1,254
Less: Incremental Revenue/Recovery						
Net Cost/(Benefit)	1,155	1,155	1,155	1,188	1,254	1,254
Incremental Full Time Equivalent Positions	-	-	-	-	-	-

Class Estimate: Not applicable

Strategic Priority Action Plan Theme: None

On July 18, 2007, Council approved the award of a public private partnership (P3) contract for the development and operation of the East District Police Station based on a 30-year lease term. Occupancy date was in September 2008.

The above annual cash flow estimates include the authorization for the lease payments to be incurred and charged to the project in the General Capital Fund. They include technical maintenance, but not utility and other operating maintenance expenses.

As financing and administration costs are implicit in the lease payments, this capital project is exempt from the administration and short-term financing charge.

On March 22, 2016, Council authorized a first charge of up to 30% of the annual lease payments prior to the adoption of the annual capital budget, in the event the capital budget is adopted after December 31, in order to facilitate payments on the P3 contract.

In accordance with Bylaw 8164/2002, where the City's capital budget has not been adopted before January 1 of the year to which the budget is applicable, the Chief Administrative Officer is authorized, before the adoption of the capital budget, to approve expenditures not exceeding 30% of the amount the City of Winnipeg is contractually obligated to pay annually in respect of Public-Private Partnerships, as a first charge against the General Capital Fund.

Project Name: **East District Police Station Leasehold Improvements**

Board: Winnipeg Police Board

Department: Winnipeg Police Service
Project: 0722004029

Service: Police Services
OurWinnipeg: Good Health and Well-Being

AUTHORIZATION	Previous Budgets	2025 Estimate	FORECAST 2026	2027	2028	2029	2030	Five-Year Forecast Total	Six-Year Total
Project Costs ($000's)	N/A *	-	-	-	-	825	-	825	825
Financed by:									
Public Private Partnership						825		825	825

CASH FLOW	2025	2026	2027	2028	2029	2030	Beyond 2030	Total
Project Costs ($000's)	-	-	-	-	825	-	-	825
Financed by:								
Public Private Partnership					825			825

NET OPERATING IMPACT ($000's)	2025	2026	2027	2028	2029	2030
Operating costs						
Debt and finance charges						
Transfer to General Capital Fund						
Total Direct Costs	-	-	-	-	-	-
Less: Incremental Revenue/Recovery					10	
Net Cost/(Benefit)	-	-	-	-	(10)	-
Incremental Full Time Equivalent Positions	-	-	-	-	-	-

Class Estimate: Not applicable, as this is a program

Strategic Priority Action Plan Theme: None

The terms of the lease agreement between the City of Winnipeg and Huntingdon Real Estate Investment Trust ("HREIT") for the development and operation of the East District Police Station included a leasehold improvement allowance of $825,000 to be provided in years seven (7), fourteen (14) and twenty-one (21) of the initial lease term. The commencement date of the lease agreement was September 15, 2008, and, as such, the first leasehold improvement allowance was due and payable during the one-year period from September 15, 2015.

In 2014, HREIT was acquired by Slate Management Corporation ("Slate") and, in accordance with the terms of the lease agreement, Slate remitted to the City in 2015/16 an $825,000 leasehold improvement allowance, the first of three. In September 2022, Slate remitted the second $825,000 leasehold improvement allowance, which is the financing source for this capital program budget. The Municipal Accommodations Division (Assets and Project Management Department), in close consultation with the Winnipeg Police Service, is responsible for delivery of the leasehold improvements work.

The work to which this funding will be allocated is to be determined pending a review in 2023 of the building's condition by Municipal Accommodations and Winnipeg Police Service staff. Note that the allowance is restricted to leasehold improvements as defined in the lease. Monies cannot be directed towards structural or infrastructure items, which fall under the landlord's responsibility.

* N/A - No amounts have been included in the "Previous Budgets" due to this program's on-going nature.

Project Name: **Public Safety Communication System Equipment Program**

Board: Winnipeg Police Board

Department: Winnipeg Police Service
Project: 2236000130

Service: Police Services
OurWinnipeg: Good Health and Well-Being

AUTHORIZATION	Previous Budgets	2025 Estimate	FORECAST 2026	2027	2028	2029	2030	Five-Year Forecast Total	Six-Year Total
Project Costs ($000's)	N/A *	-	-	-	-	-	2,494	2,494	2,494
Financed by:									
Cash to Capital							2,494	2,494	2,494

CASH FLOW	2025	2026	2027	2028	2029	2030	Beyond 2030	Total
Project Costs ($000's)	-	-	-	-	-	2,494	-	2,494
Financed by:								
Cash to Capital						2,494		2,494

NET OPERATING IMPACT ($000's)	2025	2026	2027	2028	2029	2030
Operating costs						
Debt and finance charges						
Transfer to General Capital Fund						2,494
Total Direct Costs	-	-	-	-	-	2,494
Less: Incremental Revenue/Recovery						81
Net Cost/(Benefit)	-	-	-	-	-	2,413
Incremental Full Time Equivalent Positions	-	-	-	-	-	-

Class Estimate: Not applicable, as this is a program

Strategic Priority Action Plan Theme: None

Project name / description (in priority order)	Service	2025 Class Est	2025	2026	2027	2028	2029	2030	Total
Public safety communication system radio renewal	Police Services							2,494	2,494
Total			-	-	-	-	-	**2,494**	**2,494**

Project list and timing is subject to change due to operational requirements and unexpected urgent needs.

Projects within the program will not proceed until a class 3 estimate is obtained.

Information received from the members of the public calling 9-1-1 is communicated to field responders (police, fire, and paramedic) via the City of Winnipeg's radio system. For this reason, the City of Winnipeg Public Safety services (Winnipeg Police Service (WPS) and Winnipeg Fire Paramedic Service (WFPS)) rely on P25 compliant radios to provide a mission-critical link between members in the field and 9-1-1 Communication Centre for real-time exchange of information and effective coordination of emergency response. The P25 system and equipment are required to maintain the safety of the residents of the City of Winnipeg. In addition, the P25 radios provide officer safety protection and are relied upon in all manner of events, including dangerous and violent incidents.

This program supports hardware renewals including the radios, mobiles, consoles, consolettes and infrastructure.

* N/A - No amounts have been included in the "Previous Budgets" due to this commitment's on-going nature.

Project Name: **Public Safety Answering Point Equipment Program**

Board: Winnipeg Police Board

Department: Winnipeg Police Service
Project: 2236000326

Service: Police Services
OurWinnipeg: Good Health and Well-Being

AUTHORIZATION	Previous Budgets	2025 Estimate	FORECAST 2026	2027	2028	2029	2030	Five-Year Forecast Total	Six-Year Total
Project Costs ($000's)	N/A *	-	2,561	3,731	1,263	-	471	8,026	8,026
Financed by:									
Cash to Capital					1,263		471	1,734	1,734
External Debt			2,561	3,731				6,292	6,292

CASH FLOW	2025	2026	2027	2028	2029	2030	Beyond 2030	Total
Project Costs ($000's)	-	2,561	3,731	1,263	-	471	-	8,026
Financed by:								
Cash to Capital				1,263		471		1,734
External Debt		2,561	3,731					6,292

NET OPERATING IMPACT ($000's)	2025	2026	2027	2028	2029	2030
Operating costs						
Debt and finance charges		296	1,034	1,482	1,482	1,482
Transfer to General Capital Fund				1,263		471
Total Direct Costs	-	296	1,034	2,745	1,482	1,953
Less: Incremental Revenue/Recovery		83	121	41		15
Net Cost/(Benefit)	-	213	913	2,704	1,482	1,938
Incremental Full Time Equivalent Positions	-	-	-	-	-	-

Class Estimate: Not applicable, as this is a program

Strategic Priority Action Plan Theme: None

Project name / description (in priority order)	Service	2025 Class Est	2025	2026	2027	2028	2029	2030	Total
Computer aided dispatch	Police Services			410				471	881
Media logger	Police Services				1,736				1,736
911 Hardware renewal	Police Services				309				309
911 Software	Police Services			2,151					2,151
911 Data management and analytics	Police Services				1,138				1,138
Workstations	Police Services				548	1,263			1,811
Total			-	**2,561**	**3,731**	**1,263**	-	**471**	**8,026**

Project list and timing is subject to change due to operational requirements and unexpected urgent needs.

Projects within the program will not proceed until a class 3 estimate is obtained.

Public Safety Answering Point Equipment Program (continued):

This program is directly related to the Federal regulations governing Public Safety Answering Point (PSAP) providers.

The purpose of this program is to:

• Maintain and update operating systems, providing sufficient and robust functionality and security for the 9-1-1 system.

• Support cybersecurity best practices in a 9-1-1 communications centre settings.

• Allow for call handling system upgrades as they become available.

• Implement functionality on the call handling platform, including additional data flows from multimedia sources.

The goal is to provide the city's residents with a more effective emergency response that can scale and match their dynamic set of needs for years to come by:

• Reducing Emergency Responder arrival times to events – due to better situational awareness of events going on within the city

• Improving response times for non-emergency calls.

*N/A - No amounts have been included in the "Previous Budgets" due to this program's on-going nature.

WINNIPEG POLICE SERVICE - GENERAL CAPITAL FUND

Project Name: **Information and Technology Infrastructure Program**

Board: Winnipeg Police Board

Department: Winnipeg Police Service
Project: 2237000125

Service: Police Services
OurWinnipeg: Good Health and Well-Being

AUTHORIZATION	Previous Budgets	2025 Estimate	FORECAST 2026	2027	2028	2029	2030	Five-Year Forecast Total	Six-Year Total
Project Costs ($000's)	N/A*	112	2,435	-	-	5,351	-	7,786	7,898
Financed by:									
Cash to Capital						1,638		1,638	1,638
External Debt		112				3,713		3,713	3,825
Internal Financing			2,435					2,435	2,435

CASH FLOW	2025	2026	2027	2028	2029	2030	Beyond 2030	Total
Project Costs ($000's)	112	2,435	-	-	5,351	-	-	7,898
Financed by:								
Cash to Capital					1,638			1,638
External Debt	112				3,713			3,825
Internal Financing		2,435						2,435

NET OPERATING IMPACT ($000's)	2025	2026	2027	2028	2029	2030
Operating costs						
Debt and finance charges	13	299	582	582	1,011	1,441
Transfer to General Capital Fund					1,638	
Total Direct Costs	13	299	582	582	2,649	1,441
Less: Incremental Revenue/Recovery	4	79			174	
Net Cost/(Benefit)	9	220	582	582	2,475	1,441
Incremental Full Time Equivalent Positions	-	-	-	-	-	-

Class Estimate: See table below for 2025 class estimate

Strategic Priority Action Plan Theme: None

Project name / description (in priority order)	Service	2025 Class Est	2025	2026	2027	2028	2029	2030	Total
Technology upgrades - information systems	Police Services	3	112				1,638		1,750
Police headquarters information systems upgrades	Police Services			2,435					2,435
Digital evidence management system	Police Services						3,713		3,713
Total			**112**	**2,435**	**-**	**-**	**5,351**	**-**	**7,898**

Project list and timing is subject to change due to operational requirements and unexpected urgent needs.

Projects within the program will not proceed until a class 3 estimate is obtained.

Technological changes in information systems require upgrades and evergreening to replace time expired equipment.

This program will maintain current levels of service by replacing time expired centralized information and technology infrastructure systems. Systems include core switches, firewalls, network storage and business continuity infrastructure. Components are evergreened on a five-year cycle.

*N/A - No amounts have been included in the "Previous Budgets" due to this program's on-going nature.

Project Name: **Information and Technology Mobile Program**

Board: Winnipeg Police Board

Department: Winnipeg Police Service
Project: 2237000225

Service: Police Services
OurWinnipeg: Good Health and Well-Being

AUTHORIZATION	Previous Budgets	2025 Estimate	FORECAST 2026	2027	2028	2029	2030	Five-Year Forecast Total	Six-Year Total
Project Costs ($000's)	N/A *	1,736	723	-	-	437	3,761	4,921	6,657
Financed by:									
Cash to Capital						437	3,761	4,198	4,198
External Debt		1,736	723					723	2,459

CASH FLOW	2025	2026	2027	2028	2029	2030	Beyond 2030	Total
Project Costs ($000's)	1,736	723	-	-	437	3,761	-	6,657
Financed by:								
Cash to Capital					437	3,761		4,198
External Debt	1,736	723						2,459

NET OPERATING IMPACT ($000's)	2025	2026	2027	2028	2029	2030
Operating costs						
Debt and finance charges	199	489	576	576	576	332
Transfer to General Capital Fund					437	3,761
Total Direct Costs	199	489	576	576	1,013	4,093
Less: Incremental Revenue/Recovery	56	23			14	122
Net Cost/(Benefit)	143	466	576	576	999	3,971
Incremental Full Time Equivalent Positions	-	-	-	-	-	-

Class Estimate: See table below for 2025 class estimate

Strategic Priority Action Plan Theme: None

Project name / description (in priority order)	Service	2025 Class Est	2025	2026	2027	2028	2029	2030	Total
E-ticketing hardware	Police Services					437			437
In-car computing	Police Services	3	1,736	723			3,761		6,220
Total			**1,736**	**723**	**-**	**437**	**3,761**	**-**	**6,657**

Project list and timing is subject to change due to operational requirements and unexpected urgent needs.

Projects within the program will not proceed until a class 3 estimate is obtained.

The Mobile Program will evergreen time expired information and technology hardware/software systems that support service members in the field. Mobile computing technology requires evergreening every 5 years due to harsh operating environments.

*N/A - No amounts have been included in the "Previous Budgets" due to this program's on-going nature.

Project Name: **Information and Technology Strategic Initiative Program**

Board: Winnipeg Police Board

Department: Winnipeg Police Service
Project: 2237000326

Service: Police Services
OurWinnipeg: Good Health and Well-Being

AUTHORIZATION	Previous Budgets	2025 Estimate	FORECAST 2026	2027	2028	2029	2030	Five-Year Forecast Total	Six-Year Total
Project Costs ($000's)	N/A*	-	196	421	437	-	-	1,054	1,054
Financed by:									
Cash to Capital					437			437	437
External Debt			196	421				617	617

CASH FLOW	2025	2026	2027	2028	2029	2030	Beyond 2030	Total
Project Costs ($000's)	-	196	421	437	-	-	-	1,054
Financed by:								
Cash to Capital				437				437
External Debt		196	421					617

NET OPERATING IMPACT ($000's)	2025	2026	2027	2028	2029	2030
Operating costs						
Debt and finance charges		23	95	145	145	145
Transfer to General Capital Fund				437		
Total Direct Costs	-	23	95	582	145	145
Less: Incremental Revenue/Recovery		6	14	14		
Net Cost/(Benefit)	-	17	81	568	145	145
Incremental Full Time Equivalent Positions	-	-	-	-	-	-

Class Estimate: Not applicable, as this is a program

Strategic Priority Action Plan Theme: None

Project name / description (in priority order)	Service	2025 Class Est	2025	2026	2027	2028	2029	2030	Total
Connected officer	Police Services			196	421	437			1,054
Total				**196**	**421**	**437**	**-**	**-**	**1,054**

Project list and timing is subject to change due to operational requirements and unexpected urgent needs.

Projects within the program will not proceed until a class 3 estimate is obtained.

The Strategic Initiative Program will enable the Service to plan and react to technological changes. Rapidly changing digital advances in criminal activities require proactive modern approaches in IT service delivery.

Program funding will transition the traditional front line service delivery model to a technological centrally connected mobile device. Funding will support the acquisition and renewal of hardware that will be distributed to officers. The hardware will be renewed on a 5-year cycle.

*N/A - No amounts have been included in the "Previous Budgets" due to this program's on-going nature.

WINNIPEG POLICE SERVICE - GENERAL CAPITAL FUND

Project Name: **Technical Surveillance Program**

Board: Winnipeg Police Board

Department: Winnipeg Police Service
Project: 2242000128

Service: Police Services
OurWinnipeg: Good Health and Well-Being

AUTHORIZATION	Previous Budgets	2025 Estimate	FORECAST 2026	2027	2028	2029	2030	Five-Year Forecast Total	Six-Year Total
Project Costs ($000's)	N/A *	-	-	-	525	430	1,777	2,732	2,732
Financed by:									
Cash to Capital					525	430	1,777	2,732	2,732

CASH FLOW	2025	2026	2027	2028	2029	2030	Beyond 2030	Total
Project Costs ($000's)	-	-	-	525	430	1,777	-	2,732
Financed by:								
Cash to Capital				525	430	1,777		2,732

NET OPERATING IMPACT ($000's)	2025	2026	2027	2028	2029	2030
Operating costs						
Debt and finance charges						
Transfer to General Capital Fund				525	430	1,777
Total Direct Costs	-	-	-	525	430	1,777
Less: Incremental Revenue/Recovery				17	14	58
Net Cost/(Benefit)	-	-	-	508	416	1,719
Incremental Full Time Equivalent Positions	-	-	-	-	-	-

Class Estimate: Not applicable, as this is a program

Strategic Priority Action Plan Theme: None

Project name / description (in priority order)	Service	2025 Class Est	2025	2026	2027	2028	2029	2030	Total
Technical Surveillance Systems	Police Services					525			525
Cellular Intelligence Solution	Police Services							1,777	1,777
Techological Crime Infrastructure	Police Services						430		430
Total			**-**	**-**	**-**	**525**	**430**	**1,777**	**2,732**

Project list and timing is subject to change due to operational requirements and unexpected urgent needs.

Projects within the program will not proceed until a class 3 estimate is obtained.

This evergreening initiative is to upgrade and replace specialty information system equipment used in support of technological criminal investigations on a five-year cycle. This equipment will support directed, focused, gathering of information to support criminal investigations within the Winnipeg Police Service and in partnership with other outside agencies.

*N/A - No amounts have been included in the "Previous Budgets" due to this program's on-going nature.

Project Name: **Facility Adaptation Program**

Board: Winnipeg Police Board

Department: Winnipeg Police Service
Project: 2230000125

Service: Police Services
OurWinnipeg: Good Health and Well-Being

AUTHORIZATION	Previous Budgets	2025 Estimate	FORECAST 2026	2027	2028	2029	2030	Five-Year Forecast Total	Six-Year Total
Project Costs ($000's)	N/A *	250	1,987	-	3,354	1,200	-	6,541	6,791
Financed by:									
Cash to Capital					3,354	1,200		4,554	4,554
External Debt		250	500					500	750
Internal Financing			1,487					1,487	1,487

CASH FLOW	2025	2026	2027	2028	2029	2030	Beyond 2030	Total
Project Costs ($000's)	250	1,987	-	3,354	1,200	-	-	6,791
Financed by:								
Cash to Capital				3,354	1,200			4,554
External Debt	250	500						750
Internal Financing		1,487						1,487

NET OPERATING IMPACT ($000's)	2025	2026	2027	2028	2029	2030
Operating costs						
Debt and finance charges	29	208	362	362	362	327
Transfer to General Capital Fund				3,354	1,200	
Total Direct Costs	29	208	362	3,716	1,562	327
Less: Incremental Revenue/Recovery	8	65		109	39	
Net Cost/(Benefit)	21	143	362	3,607	1,523	327
Incremental Full Time Equivalent Positions	-	-	-	-	-	-

Class Estimate: See table below for 2025 class estimate

Strategic Priority Action Plan Theme: None

Project name / description (in priority order)	Service	2025 Class Est	2025	2026	2027	2028	2029	2030	Total
Police vehicle operations - facility	Police Services			1,487					1,487
Officer training facility renovations	Police Services			500					500
Business continuity renovations	Police Services					1,654	1,200		2,854
Vehicle inspections - weigh scale	Police Services	5	250						250
River patrol building - roof	Police Services					700			700
Bomb unit building - envelope	Police Services					1,000			1,000
Total			**250**	**1,987**	**-**	**3,354**	**1,200**	**-**	**6,791**

Project list and timing is subject to change due to operational requirements and unexpected urgent needs.

Projects within the program will not proceed until a class 3 estimate is obtained.

Facility modifications are required to address changes in service delivery to respond to new emerging crime trends. This program supports the renovation of Winnipeg Police Service facilities to make them fit for policing program requirements.

*N/A - No amounts have been included in the "Previous Budgets" due to this program's on-going nature.

Project Name: **Building Security System Evergreening**

Board: Winnipeg Police Board

Department: Winnipeg Police Service
Project: 223000128

Service: Police Services
OurWinnipeg: Good Health and Well-Being

AUTHORIZATION	Previous Budgets	2025 Estimate	FORECAST 2026	2027	2028	2029	2030	Five-Year Forecast Total	Six-Year Total
Project Costs ($000's)	-		-	-	228	478	-	706	706
Financed by:									
Cash to Capital					228	478		706	706

CASH FLOW	2025	2026	2027	2028	2029	2030	Beyond 2030	Total
Project Costs ($000's)	-	-	-	228	478	-	-	706
Financed by:								
Cash to Capital				228	478			706

NET OPERATING IMPACT ($000's)	2025	2026	2027	2028	2029	2030
Operating costs						
Debt and finance charges						
Transfer to General Capital Fund				228	478	
Total Direct Costs	-	-	-	228	478	-
Less: Incremental Revenue/Recovery				7	16	
Net Cost/(Benefit)	-	-	-	221	462	-
Incremental Full Time Equivalent Positions	-	-	-	-	-	-

Class Estimate: 4

Strategic Priority Action Plan Theme: None

Evergreening project to replace equipment supporting facility security systems, to ensure that the building security information technology hardware and software are stable, current, and run without failure. Systems include card access, video management system, key management, intercom and paging system hardware for all Winnipeg Police Service facilities.

Project Name: **Bomb Unit - Robot**

Board: Winnipeg Police Board

Department: Winnipeg Police Service
Project: 2250000128

Service: Police Services
OurWinnipeg: Good Health and Well-Being

AUTHORIZATION	Previous Budgets	2025 Estimate	FORECAST 2026	2027	2028	2029	2030	Five-Year Forecast Total	Six-Year Total
Project Costs ($000's)	-	-	-	-	330	-	-	330	330
Financed by:									
Cash to Capital					330			330	330

CASH FLOW	2025	2026	2027	2028	2029	2030	Beyond 2030	Total
Project Costs ($000's)	-	-	-	330	-	-	-	330
Financed by:								
Cash to Capital				330				330

NET OPERATING IMPACT ($000's)	2025	2026	2027	2028	2029	2030
Operating costs						
Debt and finance charges						
Transfer to General Capital Fund				330		
Total Direct Costs	-	-	-	330	-	-
Less: Incremental Revenue/Recovery				11		
Net Cost/(Benefit)	-	-	-	319	-	-
Incremental Full Time Equivalent Positions	-	-	-	-	-	-

Class Estimate: 5

Strategic Priority Action Plan Theme: None

The Bomb Unit robot allows for the safe, remote inspection and examination of suspected explosive devices. The current equipment will reach the end of its useful life in 2028 and will need to be replaced.

Project Name: **Training Facility - Site Security**

Board: Winnipeg Police Board

Department: Winnipeg Police Service
Project: 2300800028

Service: Police Services
OurWinnipeg: Good Health and Well-Being

AUTHORIZATION	Previous Budgets	2025 Estimate	FORECAST 2026	2027	2028	2029	2030	Five-Year Forecast Total	Six-Year Total
Project Costs ($000's)	-	-	-	-	200	-	-	200	200
Financed by:									
Cash to Capital					200			200	200

CASH FLOW	2025	2026	2027	2028	2029	2030	Beyond 2030	Total
Project Costs ($000's)	-	-	-	200	-	-	-	200
Financed by:								
Cash to Capital				200				200

NET OPERATING IMPACT ($000's)	2025	2026	2027	2028	2029	2030
Operating costs						
Debt and finance charges						
Transfer to General Capital Fund				200		
Total Direct Costs	-	-	-	200	-	-
Less: Incremental Revenue/Recovery				7		
Net Cost/(Benefit)	-	-	-	193	-	-
Incremental Full Time Equivalent Positions	-	-	-	-	-	-

Class Estimate: 4

Strategic Priority Action Plan Theme: None

The training facility requires site security hardware renewals

Project Name: **Automated Fingerprint Identification System**

Board: Winnipeg Police Board

Department: Winnipeg Police Service
Project: 224000028

Service: Police Services
OurWinnipeg: Good Health and Well-Being

AUTHORIZATION	Previous Budgets	2025 Estimate	FORECAST 2026	2027	2028	2029	2030	Five-Year Forecast Total	Six-Year Total
Project Costs ($000's)	-	-	-	-	700	-	-	700	700
Financed by:									
Cash to Capital					700			700	700

CASH FLOW	2025	2026	2027	2028	2029	2030	Beyond 2030	Total
Project Costs ($000's)	-	-	-	700	-	-	-	700
Financed by:								
Cash to Capital				700				700

NET OPERATING IMPACT ($000's)	2025	2026	2027	2028	2029	2030
Operating costs						
Debt and finance charges						
Transfer to General Capital Fund				700		
Total Direct Costs	-	-	-	700	-	-
Less: Incremental Revenue/Recovery				23		
Net Cost/(Benefit)	-	-	-	677	-	-
Incremental Full Time Equivalent Positions	-	-	-	-	-	-

Class Estimate: 5

Strategic Priority Action Plan Theme: None

The programmable matching accelerator is a critical component of the Automated Fingerprint Identification System, which is used to capture and search fingerprint records. It is projected to reach end of its useful life in 2028 and will need to be replaced to maintain the current level of service.

Project Name: **Asset Management Software**

Board: Winnipeg Police Board

Department: Winnipeg Police Service
Project: 2235000126

Service: Police Services
OurWinnipeg: Good Health and Well-Being

AUTHORIZATION	Previous Budgets	2025 Estimate	FORECAST 2026	2027	2028	2029	2030	Five-Year Forecast Total	Six-Year Total
Project Costs ($000's)	-	-	125	-	-	-	-	125	125
Financed by:									
External Debt			125					125	125

CASH FLOW	2025	2026	2027	2028	2029	2030	Beyond 2030	Total
Project Costs ($000's)	-	125	-	-	-	-	-	125
Financed by:								
External Debt		125						125

NET OPERATING IMPACT ($000's)	2025	2026	2027	2028	2029	2030
Operating costs						
Debt and finance charges		14	29	29	29	29
Transfer to General Capital Fund						
Total Direct Costs	-	14	29	29	29	29
Less: Incremental Revenue/Recovery		4				
Net Cost/(Benefit)	-	10	29	29	29	29
Incremental Full Time Equivalent Positions	-	-	-	-	-	-

Class Estimate: 5

Strategic Priority Action Plan Theme: None

This project will build a consolidated database to serve as an asset registry for the Winnipeg Police Service.

Project Name: **Human Resources Software**

Board: Winnipeg Police Board

Department: Winnipeg Police Service
Project: 2234000130

Service: Police Services
OurWinnipeg: Good Health and Well-Being

AUTHORIZATION	Previous Budgets	2025 Estimate	FORECAST 2026	2027	2028	2029	2030	Five-Year Forecast Total	Six-Year Total
Project Costs ($000's)	-	-	-	-	-	-	500	500	500
Financed by:									
Cash to Capital							500	500	500

CASH FLOW	2025	2026	2027	2028	2029	2030	Beyond 2030	Total
Project Costs ($000's)	-	-	-	-	-	500	-	500
Financed by:								
Cash to Capital						500		500

NET OPERATING IMPACT ($000's)	2025	2026	2027	2028	2029	2030
Operating costs						
Debt and finance charges						
Transfer to General Capital Fund						500
Total Direct Costs	-	-	-	-	-	500
Less: Incremental Revenue/Recovery						16
Net Cost/(Benefit)	-	-	-	-	-	484
Incremental Full Time Equivalent Positions	-	-	-	-	-	-

Class Estimate: 5

Strategic Priority Action Plan Theme: None

This project will modernize the current computerized WPS recruitment system to manage the employee lifecycle from source to hire.

Project Name: **Facility Optimization - St. Boniface Industrial Area and Windsor Park Station Consolidation**

Standing Policy Committee: Community Services

Department: Fire Paramedic Service
Project: 2111020922

Service: Fire and Rescue Response
OurWinnipeg: Good Health and Well-Being

AUTHORIZATION	Previous Budgets	2025 Estimate	FORECAST 2026	2027	2028	2029	2030	Five-Year Forecast Total	Six-Year Total
Project Costs ($000's)	13,439	-	-	-	-	-	-	-	-
Financed by:									
Land Operating Reserve		600						-	600
Interim Financing from Land Operating Reserve / (Repayment)		(600)						-	(600)

CASH FLOW	2025	2026	2027	2028	2029	2030	Beyond 2030	Total
Project Costs ($000's)	-	-	-	-	-	-	-	-
Financed by:								
Land Operating Reserve	600							600
Interim Financing from Land Operating Reserve / (Repayment)	(600)							(600)

NET OPERATING IMPACT ($000's)	2025	2026	2027	2028	2029	2030
Operating costs						
Debt and finance charges						
Transfer to General Capital Fund						
Total Direct Costs	-	-	-	-	-	-
Less: Incremental Revenue/Recovery						
Net Cost/(Benefit)	-	-	-	-	-	-
Incremental Full Time Equivalent Positions	-	-	-	-	-	-

Class Estimate: 1

Strategic Priority Action Plan Theme: None

2025:

• Decommission Marion station (#9) for resale.

The Land Operating Reserve funding amount shown above is based on the assessed value and represents the timing of disposition of the Marion St. Station.

Project Name: **Facility Optimization - Waverley West Station**

Standing Policy Committee: Community Services

Department: Fire Paramedic Service
Project: 2111021523

Service: Fire and Rescue Response
OurWinnipeg: City Building

AUTHORIZATION	Previous Budgets	2025 Estimate	FORECAST 2026	2027	2028	2029	2030	Five-Year Forecast Total	Six-Year Total
Project Costs ($000's)	913	12,515	-	-	-	-	-	-	12,515
Financed by:									
Canada Community-Building Fund		7,990						-	7,990
Province of Manitoba Strategic Infrastructure Funding		2,520						-	2,520
External Debt		2,005						-	2,005

CASH FLOW	2025	2026	2027	2028	2029	2030	Beyond 2030	Total
Project Costs ($000's)	6,207	6,308	-	-	-	-	-	12,515
Financed by:								
Canada Community-Building Fund	5,402	2,588						7,990
Province of Manitoba Strategic Infrastructure Funding		2,520						2,520
External Debt	805	1,200						2,005

NET OPERATING IMPACT ($000's)	2025	2026	2027	2028	2029	2030
Operating costs						
Debt and finance charges	35	196	254	254	254	254
Transfer to General Capital Fund						
Total Direct Costs	35	196	254	254	254	254
Less: Incremental Revenue/Recovery	94	103				
Net Cost/(Benefit)	(59)	93	254	254	254	254
Incremental Full Time Equivalent Positions	-	-	-	-	-	-

Class Estimate: 3

Strategic Priority Action Plan Theme: None

With this capital funding the Winnipeg Fire Paramedic Service (WFPS) seeks to maximize the efficiency of the station network. This is achieved through relocations, replacements, and major enhancements to stations that help reduce costs but maintain the desired level of response.

This project will enable the WFPS to build a new station in Waverley West to service city growth and address response time issues. This station will be staffed with reallocated resources (staff and apparatus) from the St. Boniface Industrial Park and Windsor Park consolidation.

Land for this station was previously purchased by Community Services as part of the South Winnipeg Recreational plan. This project includes site servicing costs.

Facility Optimization - Waverley West Station (continued):

2024:

Detailed design and contract administration conditional to approval of the final budget

2025:

Begin construction

2026:

Complete construction

On March 20, 2020, Council received as information the Winnipeg Fire Paramedic Master Plan. On January 28, 2021, Council referred the recommendations outlined in Appendix 2 of the Master Plan to the 2022 Budget process. This project is part of the recommendations in this Plan.

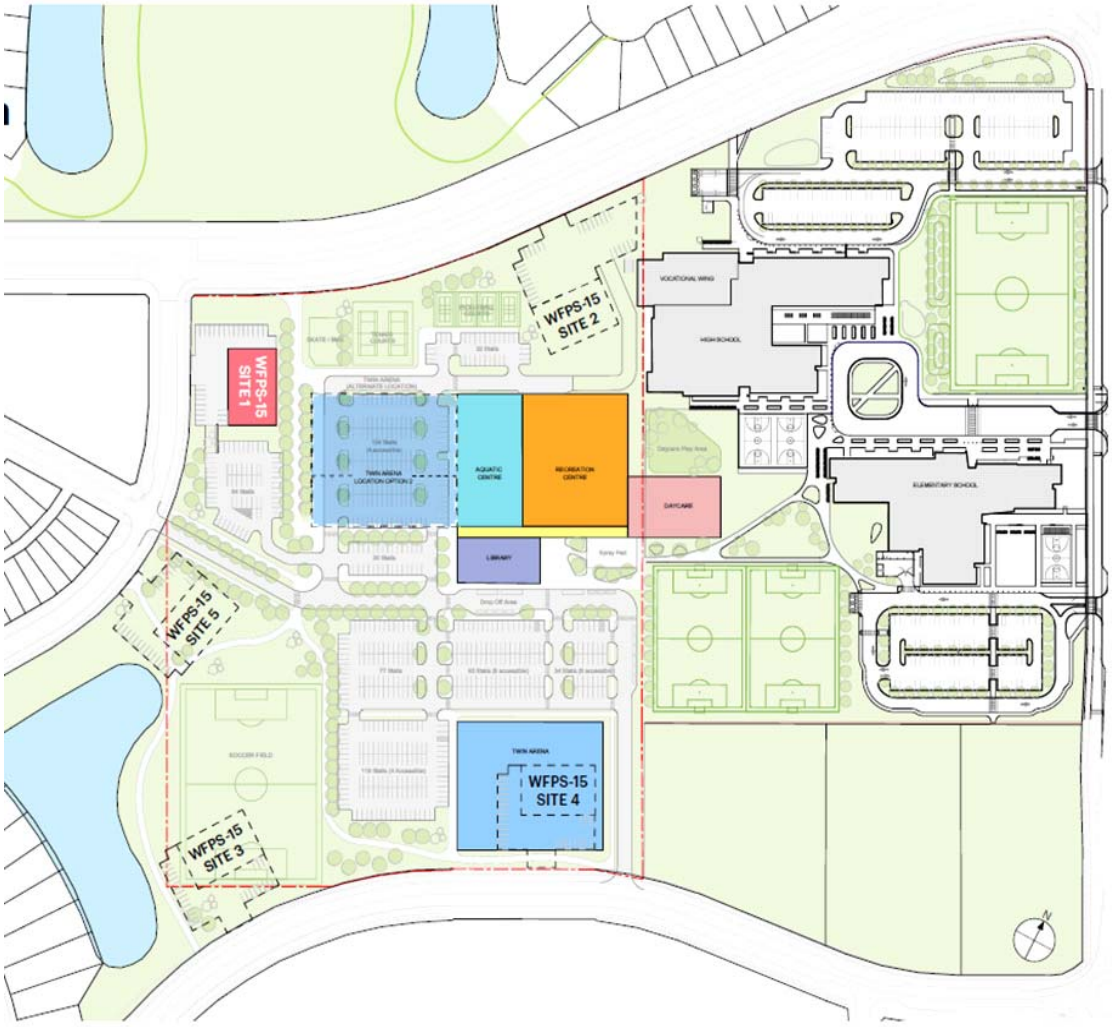

Project Name: **Facility Optimization - Osborne Fire Paramedic Station Consolidation**

Standing Policy Committee: Community Services

Department: Fire Paramedic Service
Project: 2111021927

Service: Fire and Rescue Response
OurWinnipeg: Good Health and Well-Being

AUTHORIZATION	Previous Budgets	2025 Estimate	FORECAST 2026	2027	2028	2029	2030	Five-Year Forecast Total	Six-Year Total
Project Costs ($000's)	-	-	-	237	20,871	-	-	21,108	21,108
Financed by:									
Canada Community-Building Fund					5,286			5,286	5,286
External Debt				237	15,585			15,822	15,822

CASH FLOW	2025	2026	2027	2028	2029	2030	Beyond 2030	Total
Project Costs ($000's)	-	-	237	10,449	10,422	-	-	21,108
Financed by:								
Canada Community-Building Fund				5,286				5,286
External Debt			237	5,163	10,422			15,822

NET OPERATING IMPACT ($000's)	2025	2026	2027	2028	2029	2030
Operating costs						
Debt and finance charges			11	246	856	1,152
Transfer to General Capital Fund						
Total Direct Costs	-	-	11	246	856	1,152
Less: Incremental Revenue/Recovery			8	203	208	
Net Cost/(Benefit)	-	-	3	43	648	1,152
Incremental Full Time Equivalent Positions	-	-	-	-	-	-

Class Estimate: See table below

Strategic Priority Action Plan Theme: None

	2025	2026	2027	2028	2029	2030
Class Estimate			**5**	**5**		
Authorization ($000's)						
Preliminary Design			237			
Detailed Design & Construction				20,871		

Facility Optimization - Osborne Fire Paramedic Station Consolidation (continued):

With this capital funding the Winnipeg Fire Paramedic Service seeks to maximize the efficiency of the station network. This is achieved through relocations, replacements, and major enhancements to stations that help reduce costs but maintain the desired level of response.

This project will consolidate the Osborne Stations, #4, 150 Osborne St and #30, 524 Osborne St. The consolidated station will maintain service capability and coverage of both areas.

2027:

Land selection and preliminary design

2028-2029:

Detailed design and construction

On March 20, 2020, Council received as information the Winnipeg Fire Paramedic Master Plan. On January 28, 2021, Council referred the recommendations outlined in Appendix 2 of the Master Plan to the 2022 Budget process. This project is part of the recommendations in this Plan.

Project Name: **Facility Optimization - Silver Heights Fire Paramedic Station Consolidation**

Standing Policy Committee: Community Services

Department: Fire Paramedic Service
Project: 2111021926

Service: Fire and Rescue Response
OurWinnipeg: Good Health and Well-Being

AUTHORIZATION	Previous Budgets	2025 Estimate	FORECAST 2026	2027	2028	2029	2030	Five-Year Forecast Total	Six-Year Total
Project Costs ($000's)	-	-	2,677	-	-	-	-	2,677	2,677
Financed by:									
Canada Community-Building Fund			1,600					1,600	1,600
External Debt			1,077					1,077	1,077

CASH FLOW	2025	2026	2027	2028	2029	2030	Beyond 2030	Total
Project Costs ($000's)	-	1,714	963	-	-	-	-	2,677
Financed by:								
Canada Community-Building Fund		1,600						1,600
External Debt		114	963					1,077

NET OPERATING IMPACT ($000's)	2025	2026	2027	2028	2029	2030
Operating costs						
Debt and finance charges		5	51	78	78	78
Transfer to General Capital Fund						
Total Direct Costs	-	5	51	78	78	78
Less: Incremental Revenue/Recovery		23	31			
Net Cost/(Benefit)	-	(18)	20	78	78	78
Incremental Full Time Equivalent Positions	-	-	-	-	-	-

Class Estimate: 5

Strategic Priority Action Plan Theme: None

Facility Optimization - Silver Heights Fire Paramedic Station Consolidation (continued):

With this capital funding the Winnipeg Fire Paramedic Service seeks to maximize the efficiency of the station network. This is achieved through relocations, replacements, and major enhancements to stations that help reduce costs but maintain the desired level of response.

This project will consolidate the Silver Heights (#19, 320 Whytewold Rd.) and Portage Avenue stations (#36, 2490 Portage Ave.) on the existing city property. The consolidated station will maintain service capability and coverage of both areas.

The new consolidated station will be the relocated modular station from Waverley West. The modular station will stay in place until it is replaced with a permanent one in 2034.

2026:

A Silver Heights site will be finalized based on existing City owned land in the Centre Port area. The site will be developed to receive the modular station.

2027:

The Modular Station in Waverley West will be disassembled and moved to the new site in Centre Port. Crews will move in, and the two old stations will be decommissioned.

The former Modular Station site will be restored to its former condition.

2028:

On March 20, 2020, Council received as information the Winnipeg Fire Paramedic Master Plan. On January 28, 2021, Council referred the recommendations outlined in Appendix 2 of the Master Plan to the 2022 Budget process. This project is part of the recommendations in this Plan.

Project Name: **Station Capital Maintenance**

Standing Policy Committee: Community Services

Department: Fire Paramedic Service
Project: 6321000025

Service: Fire and Rescue Response
OurWinnipeg: Good Health and Well-Being

AUTHORIZATION	Previous Budgets	2025 Estimate	FORECAST 2026	2027	2028	2029	2030	Five-Year Forecast Total	Six-Year Total
Project Costs ($000's)	N/A *	1,003	1,003	1,015	1,002	1,025	990	5,035	6,038
Financed by:									
Cash to Capital		500	500	500	500	500	500	2,500	3,000
External Debt		503	503	515	502	525	490	2,535	3,038

CASH FLOW	2025	2026	2027	2028	2029	2030	Beyond 2030	Total
Project Costs ($000's)	1,003	1,003	1,015	1,002	1,025	990		6,038
Financed by:								
Cash to Capital	500	500	500	500	500	500		3,000
External Debt	503	503	515	502	525	490		3,038

NET OPERATING IMPACT ($000's)	2025	2026	2027	2028	2029	2030
Operating costs						
Debt and finance charges	33	99	167	235	303	371
Transfer to General Capital Fund						
Total Direct Costs	33	99	167	235	303	371
Less: Incremental Revenue/Recovery	33	33	33	33	33	32
Net Cost/(Benefit)	-	66	134	202	270	339
Incremental Full Time Equivalent Positions	-	-	-	-	-	-

Class Estimate: See table below for 2025 class estimate

Strategic Priority Action Plan Theme: None

Project name / description (in priority order)	Service	2025 Class Est	2025	2026	2027	2028	2029	2030	Total
Roofing	Fire and Rescue Response	3	274	341	444	452	338	288	2,137
Site improvements	Fire and Rescue Response	3	215	103	76	157	141		692
Mechanical / electrical	Fire and Rescue Response	3	127	250	236	393	151	556	1,713
Stations interior	Fire and Rescue Response	4	387	309	259		395	146	1,496
Total			**1,003**	**1,003**	**1,015**	**1,002**	**1,025**	**990**	**6,038**

These capital funds support an ongoing program of repair and structural maintenance to ensure station asset lives are maximized, thereby ensuring the service has an operable station network from which emergency response vehicles can be deployed across the whole city to meet required response times.

Station Capital Maintenance (continued):

Priorities for 2025-2030 include but are not limited to:

• Roofing

• Concrete repairs to station forecourts as required

• Heating, ventilation, and air conditioning repairs, and electrical upgrade

• Back-up power solutions

• Hazardous material abatement and interior renovations

* N/A - No amounts have been included in the "Previous Budgets" due to this program's on-going nature.

From 2025, the use of station assets for purposes related to paramedic operations will be financially supported through lease payments funded as part of the new Emergency Medical Services contract with Shared Health.

FIRE PARAMEDIC SERVICE - GENERAL CAPITAL FUND

Project Name: **Equipment Obsolescence**

Standing Policy Committee: Community Services

Department: Fire Paramedic Service
Project: 2104000025

Service: Various - see table below
OurWinnipeg: Good Health and Well-Being

AUTHORIZATION	Previous Budgets	2025 Estimate	FORECAST 2026	2027	2028	2029	2030	Five-Year Forecast Total	Six-Year Total
Project Costs ($000's)	N/A *	775	4,431	1,498	1,778	1,858	938	10,503	11,278
Financed by:									
External Debt		201	718	322	823	383	150	2,396	2,597
External Debt on behalf of Shared Health ** ***			3,113	576	355	875	188	5,107	5,107
Shared Health Capital Grant ***		574	600	600	600	600	600	3,000	3,574

CASH FLOW	2025	2026	2027	2028	2029	2030	Beyond 2030	Total
Project Costs ($000's)	775	4,431	1,498	1,778	1,858	938	-	11,278
Financed by:								
External Debt	201	718	322	823	383	150		2,597
External Debt on behalf of Shared Health ** ***		3,113	576	355	875	188		5,107
Shared Health Capital Grant ***	574	600	600	600	600	600		3,574

NET OPERATING IMPACT ($000's)	2025	2026	2027	2028	2029	2030
Operating costs						
Debt and finance charges	23	130	253	387	530	565
Transfer to General Capital Fund						
Total Direct Costs	23	130	253	387	530	565
Less: Incremental Revenue/Recovery	14	70	25	39	31	15
Net Cost/(Benefit)	9	60	228	348	499	550
Incremental Full Time Equivalent Positions	-	-	-	-	-	-

Class Estimate: See table below for 2025 class estimate

Strategic Priority Action Plan Theme: None

Project name / description (in priority order)	Service	2025 Class Est	2025	2026	2027	2028	2029	2030	Total
Fire and rescue equipment	Fire and Rescue Response	3	201	139	297	746	303	134	1,820
Emergency medical equipment	Medical Response	3	574	985	1,130	648	1,159	788	5,284
Communications centre equipment	Fire and Rescue Response	3		3,307	71	384	396	16	4,174
Total			**775**	**4,431**	**1,498**	**1,778**	**1,858**	**938**	**11,278**

This capital program supports the on-going replacement of emergency response equipment that is nearing the end of its useful operating life. The replacement timing is set to ensure continuity of front line emergency operation while maximizing the operating life of the equipment and ensuring value for money.

Equipment Obsolescence (continued):

The Fire Paramedic Service needs to replace the following specialized equipment in a cyclical process as it nears the end of its operating life. Funding for this equipment is provided by both the City of Winnipeg and Shared Health. The following list identifies the equipment and the funding source:

Priorities for 2025-2030 include but are not limited to:

City of Winnipeg funded assets:

• Replacement of specialty fire and rescue equipment

• Replacement of fire and rescue equipment and mechanical services equipment

• 911 communications centre equipment and radios

• Mobile data devices such as rugged mobile tablets

Shared Health funded assets:

• Replacement of emergency medical equipment

• P25 Radios and equipment

• Renewal of emergency call handling equipment

• Mobile data devices such as rugged mobile tablets

* N/A - No amounts have been included in the "Previous Budgets" due to this program's on-going nature.

** The City of Winnipeg will take out debt on behalf of Shared Health for this project. Shared Health will pay the interest and principal on this debt over a five-year period.

*** Shared Health has confirmed up to $2 million of its baseline funding to cover the funding effects of the capital program each year. The cost of this project in each year draws from this funding amount.

Project Name: **Next Generation 911**

Standing Policy Committee: Community Services

Department: Fire Paramedic Service
Project: 2105010026

Service: Fire and Rescue Response
OurWinnipeg: Good Health and Well-Being

AUTHORIZATION	Previous Budgets	2025 Estimate	FORECAST 2026	2027	2028	2029	2030	Five-Year Forecast Total	Six-Year Total
Project Costs ($000's)	-	-	5,000	-	-	-	-	5,000	5,000
Financed by:									
Province of Manitoba Strategic Infrastructure Funding			5,000					5,000	5,000

CASH FLOW	2025	2026	2027	2028	2029	2030	Beyond 2030	Total
Project Costs ($000's)	-	5,000	-	-	-	-	-	5,000
Financed by:								
Province of Manitoba Strategic Infrastructure Funding		5,000						5,000

NET OPERATING IMPACT ($000's)	2025	2026	2027	2028	2029	2030
Operating costs						
Debt and finance charges						
Transfer to General Capital Fund						
Total Direct Costs	-	-	-	-	-	-
Less: Incremental Revenue/Recovery		63				
Net Cost/(Benefit)	-	(63)	-	-	-	-
Incremental Full Time Equivalent Positions	-	-	-	-	-	-

Class Estimate: 5

Strategic Priority Action Plan Theme: None

The Canadian Radio-television and Telecommunications Commission (CRTC) Next Generation 9-1-1 (NG9-1-1) standards require upgrades to call handling systems to ensure 9-1-1 data can be appropriately managed. These changes better respond to the needs of the public, and ensures support regardless of the device they are calling on or the way they wish to communicate. It also requires primary and back-up Public Safety Answering Points (PSAP) centres have physical and electronic security measures in place. These funds will be used to improve the 9-1-1 back-up centre to meet national standards, and to upgrade 9-1-1 communication systems and processes to meet the new NG9-1-1 standards.

Project Name: **Next Generation 911 - Telephony System**

Standing Policy Committee: Community Services

Department: Fire Paramedic Service
Project: 2105020026

Service: Fire and Rescue Response
OurWinnipeg: Good Health and Well-Being

AUTHORIZATION	Previous Budgets	2025 Estimate	FORECAST 2026	2027	2028	2029	2030	Five-Year Forecast Total	Six-Year Total
Project Costs ($000's)	-	-	1,545	-	-	-	-	1,545	1,545
Financed by:									
Province of Manitoba Strategic Infrastructure Funding			1,545					1,545	1,545

CASH FLOW	2025	2026	2027	2028	2029	2030	Beyond 2030	Total
Project Costs ($000's)	-	1,545	-	-	-	-	-	1,545
Financed by:								
Province of Manitoba Strategic Infrastructure Funding		1,545						1,545

NET OPERATING IMPACT ($000's)	2025	2026	2027	2028	2029	2030
Operating costs						
Debt and finance charges						
Transfer to General Capital Fund						
Total Direct Costs	-	-	-	-	-	-
Less: Incremental Revenue/Recovery		19				
Net Cost/(Benefit)	-	(19)	-	-	-	-
Incremental Full Time Equivalent Positions	-	-	-	-	-	-

Class Estimate: 5

Strategic Priority Action Plan Theme: None

These funds will be used to purchase, host and implement a Next Generation 9-1-1 (NG9-911) Telephony solution to identify, geolocate, and queue incoming calls to replace the existing retiring system as per Canadian Radio-television and Telecommunications Commission regulations.

Project Name: **Emergency Vehicle Pre-emption**

Standing Policy Committee: Community Services

Department: Fire Paramedic Service
Project: 2112120026

Service: Fire and Rescue Response
OurWinnipeg: Good Health and Well-Being

AUTHORIZATION	Previous Budgets	2025 Estimate	FORECAST 2026	2027	2028	2029	2030	Five-Year Forecast Total	Six-Year Total
Project Costs ($000's)	-	-	1,408	-	-	-	-	1,408	1,408
Financed by:									
External Debt			1,408					1,408	1,408

CASH FLOW	2025	2026	2027	2028	2029	2030	Beyond 2030	Total
Project Costs ($000's)	-	704	704	-	-	-	-	1,408
Financed by:								
External Debt		704	704					1,408

NET OPERATING IMPACT ($000's)	2025	2026	2027	2028	2029	2030
Operating costs				250	250	250
Debt and finance charges		46	140	187	187	187
Transfer to General Capital Fund						
Total Direct Costs	-	46	140	437	437	437
Less: Incremental Revenue/Recovery		22	22			
Net Cost/(Benefit)	-	24	118	437	437	437
Incremental Full Time Equivalent Positions	-	-	-	-	-	-

Class Estimate: 4

Strategic Priority Action Plan Theme: None

Emergency Vehicle Pre-emption (EVP) takes advantage of the City investment in centralized traffic signal control to provide intelligent traffic signalization for emergency vehicles. This increases priority for approaching emergency vehicles to enable the clearance of the junctions along their route and allowing safer and more rapid progression through to the emergency incident.

EVP was identified as a crucial addition to facilitate the station optimization program in meeting station reductions while maintaining response capability and coverage.

In 2024, Winnipeg Traffic Management Centre and the Winnipeg Fire Paramedic Service (WFPS) 911 Communication Centre will complete a trial of pre-emptive system on selected intersections.

Based on the outcome of the trial, full implementation will start in 2026.

Full city implementation will take two years. Traffic pre-emption control units will be added to most signaled control intersections and custom configured for local intersection conditions by traffic signals engineers. All WFPS vehicles will have preemption systems installed.

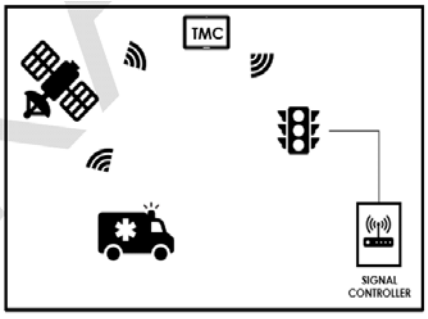

Project Name: **Training Facility (formerly Outdoor Live Fire Training Facility)**

Standing Policy Committee: Community Services

Department: Fire Paramedic Service
Project: 2111014128

Service: Fire and Rescue Response
OurWinnipeg: City Building

AUTHORIZATION	Previous Budgets	2025 Estimate	FORECAST 2026	2027	2028	2029	2030	Five-Year Forecast Total	Six-Year Total
Project Costs ($000's)	-	-	-	-	1,006	-	-	1,006	1,006
Financed by:									
External Debt					1,006			1,006	1,006

CASH FLOW	2025	2026	2027	2028	2029	2030	Beyond 2030	Total
Project Costs ($000's)	-	-	-	1,006	-	-	-	1,006
Financed by:								
External Debt				1,006				1,006

NET OPERATING IMPACT ($000's)	2025	2026	2027	2028	2029	2030
Operating costs						
Debt and finance charges				66	134	134
Transfer to General Capital Fund						
Total Direct Costs	-	-	-	66	134	134
Less: Incremental Revenue/Recovery				33		
Net Cost/(Benefit)	-	-	-	33	134	134
Incremental Full Time Equivalent Positions	-	-	-	-	-	-

Class Estimate: 5

Strategic Priority Action Plan Theme: None

The Winnipeg Fire Paramedic Service (WFPS) Fire Paramedic Academy is located at 2546 McPhillips St. The space is used for classroom training as well as outdoor live fire training. These funds will go towards enhancing the training environment to support outdoor live fire exercises.

Return to Table of Contents

Project Name: **Cemeteries - Improvements**

Standing Policy Committee: Property and Development

Department: Planning, Property and Development

Service: Cemeteries

Project: 6322100125

OurWinnipeg: Leadership and Good Governance

AUTHORIZATION	Previous Budgets	2025 Estimate	FORECAST 2026	2027	2028	2029	2030	Five-Year Forecast Total	Six-Year Total
Project Costs ($000's)	N/A*	188	100	124	-	113	100	437	625
Financed by:									
Cash to Capital						113	67	180	180
External Debt			100	124			33	257	257
Transfer from Prior Year Authorization		188						-	188

CASH FLOW	2025	2026	2027	2028	2029	2030	Beyond 2030	Total
Project Costs ($000's)	188	100	124	-	113	100	-	625
Financed by:								
Cash to Capital					113	67		180
External Debt		100	124			33		257
Transfer from Prior Year Authorization	188							188

NET OPERATING IMPACT ($000's)	2025	2026	2027	2028	2029	2030
Operating costs						
Debt and finance charges		7	21	30	30	32
Transfer to General Capital Fund					113	67
Total Direct Costs	-	7	21	30	143	99
Less: Incremental Revenue/Recovery	6	3	4		4	3
Net Cost/(Benefit)	(6)	4	17	30	139	96
Incremental Full Time Equivalent Positions	-	-	-	-	-	-

Class Estimate: See table below for 2025 class estimate

Strategic Priority Action Plan Theme: None

Project name / description (in priority order)	Service	2025 Class Est	2025	2026	2027	2028	2029	2030	Total
Concrete beam, road & building repairs and planting of trees	Cemeteries	3	188						188
Concrete beam, road & building repairs and planting of trees	Cemeteries			100	124				224
To be determined	Cemeteries						113	100	213
Total			**188**	**100**	**124**	**-**	**113**	**100**	**625**

Project list and timing is subject to change due to operational requirements and unexpected urgent needs.

This program is needed in order to fund improvements to Brookside, Transcona and St. Vital Cemeteries, which includes roadway repairs, tree planting, releveling cemetery sections, repairing damaged beam foundations, ordering critical equipment (shoring, lowering device, etc.), etc. These expenditures are critical in ensuring that Cemeteries can continue to maintain service levels.

Funding includes $188,000 rebudgeted from the 2021 Cemeteries - Improvements program - see Appendix D.

Projects within the program will not proceed until a class 3 estimate is obtained.

* N/A - No amounts have been included in the "Previous Budgets" due to this program's on-going nature.

Project Name: **Downtown Enhancement Program**

Standing Policy Committee: Public Works

Department: Planning, Property and Development

Service: City Beautification

Project: 6351800125

OurWinnipeg: Good Health and Well-Being

AUTHORIZATION	Previous Budgets	2025 Estimate	FORECAST 2026	2027	2028	2029	2030	Five-Year Forecast Total	Six-Year Total
Project Costs ($000's)	N/A*	151	127	-	125	175	100	527	678
Financed by:									
Cash to Capital					125	175	75	375	375
Province of Manitoba Strategic Infrastructure Fund		151						-	151
External Debt			127				25	152	152

CASH FLOW	2025	2026	2027	2028	2029	2030	Beyond 2030	Total
Project Costs ($000's)	38	145	95	125	175	100	-	678
Financed by:								
Cash to Capital				125	175	75		375
Province of Manitoba Strategic Infrastructure Fund	38	113						151
External Debt		32	95			25		152

NET OPERATING IMPACT ($000's)	2025	2026	2027	2028	2029	2030
Operating costs						
Debt and finance charges		2	10	17	17	19
Transfer to General Capital Fund				125	175	75
Total Direct Costs	-	2	10	142	192	94
Less: Incremental Revenue/Recovery		2	3	4	6	3
Net Cost/(Benefit)	-	-	7	138	186	91
Incremental Full Time Equivalent Positions	-	-	-	-	-	-

Class Estimate: See table below for 2025 class estimate

Strategic Priority Action Plan Theme: None

Project name / description (in priority order)	Service	2025 Class Est	2025	2026	2027	2028	2029	2030	Total
Air Canada Park - light trellis and seating areas	City Beautification	3	151						151
Additional stage of Stephen Juba Park fitness trail	City Beautification			127					127
To be determined						125	175	100	400
Total			**151**	**127**	**-**	**125**	**175**	**100**	**678**

Project list and timing is subject to change due to operational requirements and unexpected urgent needs.

Downtown Enhancement Program (continued):

The program objective is the functional and aesthetic improvements and required upgrades to public spaces and streetscapes in the Downtown and Exchange District National Heritage Site. The funds enhance accessibility, safety, comfort and urban design quality of pedestrian environments and fulfill the commitment to the "Downtown First" philosophy. The Downtown Winnipeg Urban Design Guidelines provide the guiding principles to support design and enhance the livability of Winnipeg's Downtown urban environment.

The program supports and develops ongoing opportunities for future Public / Private development and redevelopment partnerships and projects such as Old Market Square, Broadway, Millennium Library Park, Bonnycastle Park and the Assiniboine River Walk. Projects have traditionally relied on and/or leveraged other partnership opportunities and have supported private redevelopments.

These public open space and streetscape improvements are over and above and exclusive of work assumed by the Public Works, Transit, and Water and Waste Departments who are responsible for existing infrastructure such as curbs, street and sidewalk repairs, street trees, planters, boulevards, required maintenance, and accessibility standards.

Planned use of 2025 budget funding includes, but is not limited to:

• Air Canada Park - light trellis and seating areas

Projects within the program will not proceed until a class 3 estimate is obtained.

* N/A - No amounts have been included in the "Previous Budgets" due to this program's on-going nature.

Project Name: **Developer Payback**

Standing Policy Committee: Community Services

Department: Planning, Property and Development

Service: Parks and Natural Areas

Project: 6351000225

OurWinnipeg: Environmental Resilience

AUTHORIZATION	Previous Budgets	2025 Estimate	FORECAST 2026	2027	2028	2029	2030	Five-Year Forecast Total	Six-Year Total
Project Costs ($000's)	N/A *	132	100	-	-	100	-	200	332
Financed by:									
Cash to Capital						100		100	100
External Debt			100					100	100
Transfer from Prior Year Authorization		132						-	132

CASH FLOW	2025	2026	2027	2028	2029	2030	Beyond 2030	Total
Project Costs ($000's)	132	100	-	-	100	-	-	332
Financed by:								
Cash to Capital					100			100
External Debt		100						100
Transfer from Prior Year Authorization	132							132

NET OPERATING IMPACT ($000's)	2025	2026	2027	2028	2029	2030
Operating costs						
Debt and finance charges		7	13	13	13	13
Transfer to General Capital Fund					100	
Total Direct Costs	-	7	13	13	113	13
Less: Incremental Revenue/Recovery	4	3			3	
Net Cost/(Benefit)	(4)	4	13	13	110	13
Incremental Full Time Equivalent Positions	-	-	-	-	-	-

Class Estimate: Not applicable

Strategic Priority Action Plan Theme: None

The City of Winnipeg is legally obligated through the approved Development Agreement Parameters to provide payback on older Developer Agreements based on the approved 48/52 split on the development of park costs. The funding formula is that the City of Winnipeg contributes 52% to the park development costs. Additionally, recognizing the need to do work concurrently beyond the basic requirements of the Development Agreement, these funds will cover provision of basic amenities that are more cost-effective and practical to install at the time of initial development (such as pathways, lighting, site furnishings, tree planting), particularly for linear park developments.

Applications from some of the outstanding (older) agreements are now being received due to the ongoing build out.

Calculations are based on industry consultation and the actual reviewed costs of works as they are completed each calendar year. Capital requirements are updated on an ongoing basis to reflect industry build out and Development Agreement amendments.

Funding includes $132,000 rebudgeted from 2021 Developer Payback - see Appendix D.

* N/A - No amounts have been included in the "Previous Budgets" due to this commitment's on-going nature.

Project Name: **Business Improvement Zones, Image Routes and Neighbourhood Main Streets**

Standing Policy Committee: Public Works

Department: Planning, Property and Development

Service: City Beautification

Project: 6351241525

OurWinnipeg: Good Health and Well-Being

AUTHORIZATION	Previous Budgets	2025 Estimate	FORECAST 2026	2027	2028	2029	2030	Five-Year Forecast Total	Six-Year Total
Project Costs ($000's)	N/A*	200	200	200	200	200	200	1,000	1,200
Financed by:									
Destination Marketing Reserve		200	200	200	200	200	200	1,000	1,200

CASH FLOW	2025	2026	2027	2028	2029	2030	Beyond 2030	Total
Project Costs ($000's)	150	200	200	200	200	200	50	1,200
Financed by:								
Destination Marketing Reserve	150	200	200	200	200	200	50	1,200

NET OPERATING IMPACT ($000's)	2025	2026	2027	2028	2029	2030
Operating costs						
Debt and finance charges						
Transfer to General Capital Fund						
Total Direct Costs	-	-	-	-	-	-
Less: Incremental Revenue/Recovery						
Net Cost/(Benefit)	-	-	-	-	-	-
Incremental Full Time Equivalent Positions	-	-	-	-	-	-

Class Estimate: See table below for 2025 class estimate

Strategic Priority Action Plan Theme: None

Project name / description (in priority order)	Service	2025 Class Est	2025	2026	2027	2028	2029	2030	Total
Gateway feature (West End BIZ)	City Beautification	3	50						50
Parklet Plaza (South Osborne BIZ)	City Beautification	3	40						40
Decorative light features (Old St. Vital BIZ)	City Beautification	3	40						40
Banner/Art installation (Selkirk Ave. BIZ)	City Beautification	3	20						20
Streetscaping elements (Academy Rd. BIZ)	City Beautification	3	50						50
To be determined	City Beautification			200	200	200	200	200	1,000
Total			**200**	**200**	**200**	**200**	**200**	**200**	**1,200**

Project list and timing is subject to change due to operational requirements and unexpected urgent needs.

Business Improvement Zones, Image Routes and Neighbourhood Main Streets (continued):

The City of Winnipeg reinvests in partnered projects in Business Improvement Zone (BIZ) districts and Neighbourhood Main Streets. These areas have their own distinct character with their own style of mixed-use, walkable business districts that serve as the cores of their neighbourhoods. These funds provide the opportunity for the residents and business owners to work in partnership with the City, BIZs, private sector, not-for-profit, other funding agencies, and other government bodies. This capital fund gives the incentive for the BIZ groups to go out and match dollars from sources other than the City. This capital fund, through partnerships, assists in stimulating community revitalization.

This enhancement program takes the form of decorative medians, pedestrian lighting, banner poles, special entry nodes, special pavement treatments, character signage, plants, trees and site furnishings, to ensure the renewal and sustainment of the infrastructure that creates a sense of place and destination in and along Business Improvement Zones and on Image Routes.

Projects in 2025 to 2029 are adjusted based upon community readiness and partnership opportunities.

These organizations utilize grants received from the City to leverage additional funding to undertake projects. Any one of the sixteen (16) Business Improvement Zones may be considered and reviewed for the Streetscape Enhancement Capital Grant funding. Specific allocations to BIZ groups will be subject to Council approval by way of a separate report in early year of capital funding being allocated. Project funding will be delivered as a grant to each BIZ group through legally executed grant agreements.

As this funds capital grants within this program, it is exempt from interest and administrative overhead capital charges.

Projects within the program will not proceed until a class 3 estimate is obtained.

* N/A - No amounts have been included in the "Previous Budgets" due to this program's on-going nature.

Project Name: **Cemetery Planning and Development**

Standing Policy Committee: Property and Development

Department: Planning, Property and Development

Service: Cemeteries

Project: 6322100225

OurWinnipeg: Leadership and Good Governance

AUTHORIZATION	Previous Budgets	2025 Estimate	FORECAST 2026	2027	2028	2029	2030	Five-Year Forecast Total	Six-Year Total
Project Costs ($000's)	N/A*	291	684	100	166	-	170	1,120	1,411
Financed by:									
Province of Manitoba Strategic Infrastructure Fund		291		100				100	391
External Debt			684		166		170	1,020	1,020

CASH FLOW	2025	2026	2027	2028	2029	2030	Beyond 2030	Total
Project Costs ($000's)	291	100	200	166	484	170	-	1,411
Financed by:								
Province of Manitoba Strategic Infrastructure Fund	291		100					391
External Debt		100	100	166	484	170		1,020

NET OPERATING IMPACT ($000's)	2025	2026	2027	2028	2029	2030
Operating costs						
Debt and finance charges		12	35	66	142	220
Transfer to General Capital Fund						
Total Direct Costs	-	12	35	66	142	220
Less: Incremental Revenue/Recovery	4	3	4	5	16	6
Net Cost/(Benefit)	(4)	9	31	61	126	214
Incremental Full Time Equivalent Positions	-	-	-	-	-	-

Class Estimate: See table below for 2025 class estimate

Strategic Priority Action Plan Theme: None

Project name / description (in priority order)	Service	2025 Class Est	2025	2026	2027	2028	2029	2030	Total
New roads	Cemeteries	3	291						291
New beam foundations and roads	Cemeteries			684					684
To be determined	Cemeteries				100	166		170	436
Total			**291**	**684**	**100**	**166**	**-**	**170**	**1,411**

Project list and timing is subject to change due to operational requirements and unexpected urgent needs.

Cemetery Planning and Development (continued):

Funding is required for the establishment of new full body interment sections at Brookside Cemetery, as existing interment sections are reaching capacity and investment is needed in order to meet community demand. This work will include initial site planning work, new roadway construction, installation of new beam foundations and landscaping work. These revenue-generating products/services will contribute to the Cemetery Service's goal of reaching financial self-sustainability.

The 2025 capital budget amount of $291,000 will be primarily used to undertake a significant expansion project at Brookside Cemetery, as interment space will be fully exhausted within three years. This work will include site planning, site grading, the construction of new roadways and pathways, new tree planting and the installation of new beam foundations.

Projects within the program will not proceed until a class 3 estimate is obtained.

* N/A - No amounts have been included in the "Previous Budgets" due to this program's on-going nature.

Project Name: **New Columbaria Investment**

Standing Policy Committee: Property and Development

Department: Planning, Property and Development

Service: Cemeteries

Project: 6322100325

OurWinnipeg: Leadership and Good Governance

AUTHORIZATION	Previous Budgets	2025 Estimate	FORECAST 2026	2027	2028	2029	2030	Five-Year Forecast Total	Six-Year Total
Project Costs ($000's)	N/A*	100	121	124	326	-	100	671	771
Financed by:									
Province of Manitoba Strategic Infrastructure Funding		100		124				124	224
External Debt			121		326		100	547	547

CASH FLOW	2025	2026	2027	2028	2029	2030	Beyond 2030	Total
Project Costs ($000's)	100	121	124	326	-	100	-	771
Financed by:								
Province of Manitoba Strategic Infrastructure Funding	100		124					224
External Debt		121		326		100		547

NET OPERATING IMPACT ($000's)	2025	2026	2027	2028	2029	2030
Operating costs						
Debt and finance charges		14	28	66	105	117
Transfer to General Capital Fund						
Total Direct Costs	-	14	28	66	105	117
Less: Incremental Revenue/Recovery	1	4	2	11		3
Net Cost/(Benefit)	(1)	10	26	55	105	114
Incremental Full Time Equivalent Positions	-	-	-	-	-	-

Class Estimate: See table below for 2025 class estimate

Strategic Priority Action Plan Theme: None

Project name / description (in priority order)	Service	2025 Class Est	2025	2026	2027	2028	2029	2030	Total
New columbaria - Transcona cemetery	Cemeteries	3	100						100
To be determined	Cemeteries			121	124	326		100	671
Total			**100**	**121**	**124**	**326**	**-**	**100**	**771**

Project list and timing is subject to change due to operational requirements and unexpected urgent needs.

New Columbaria Investment (continued):

Funding is needed for the purchase and installation of columbaria and other cremation interment options within the Garden of Remembrance at each of Brookside, St. Vital and Transcona Cemeteries. The existing supply of product at each cemetery is limited and expansion is needed in order to accommodate new product sales. These revenue-generating products/services will contribute to the Cemetery Service's goal of reaching financial self-sustainability.

The 2025 capital budget of $100,000 will be used to expand columbaria capacity at Transcona Cemetery. This includes site planning, the installation of new pathways, columbaria foundations and landscaping, as well as the procurement of new columbaria units. This investment should provide several years of new capacity and will generate ongoing revenue for the Branch.

Projects within the program will not proceed until a class 3 estimate is obtained.

* N/A - No amounts have been included in the "Previous Budgets" due to this program's on-going nature.

Project Name: **Riverbank Stabilization - Physical Asset Protection**

Standing Policy Committee: Water, Waste and Environment

Department: Planning, Property and Development
Service: Land Drainage and Flood Control

Project: 6351300225
OurWinnipeg: Environmental Resilience

AUTHORIZATION	Previous Budgets	2025 Estimate	FORECAST 2026	2027	2028	2029	2030	Five-Year Forecast Total	Six-Year Total
Project Costs ($000's)	N/A*	3,110	286	-	-	-	-	286	3,396
Financed by:									
Canada Community-Building Fund			140					140	140
Province of Manitoba Strategic Infrastructure Funding		3,000						-	3,000
External Debt			146					146	146
Transfer from Prior Year Authorization		110						-	110

CASH FLOW	2025	2026	2027	2028	2029	2030	Beyond 2030	Total
Project Costs ($000's)	2,110	1,286	-	-	-	-	-	3,396
Financed by:								
Canada Community-Building Fund		140						140
Province of Manitoba Strategic Infrastructure Funding	2,000	1,000						3,000
External Debt		146						146
Transfer from Prior Year Authorization	110							110

NET OPERATING IMPACT ($000's)	2025	2026	2027	2028	2029	2030
Operating costs						
Debt and finance charges		10	19	19	19	19
Transfer to General Capital Fund						
Total Direct Costs	-	10	19	19	19	19
Less: Incremental Revenue/Recovery	26	19				
Net Cost/(Benefit)	(26)	(9)	19	19	19	19
Incremental Full Time Equivalent Positions	-	-	-	-	-	-

Class Estimate: See table below for 2025 class estimate

Strategic Priority Action Plan Theme: None

Project name / description (in priority order)	Service	2025 Class Est	2025	2026	2027	2028	2029	2030	Total
Osborne - Brandon north	Land Drainage and Flood Control	5	3,110	209					3,319
Alfred to Redwood	Land Drainage and Flood Control			77					77
Total			**3,110**	**286**	**-**	**-**	**-**	**-**	**3,396**

Projects within the program will not proceed until a class 3 estimate is obtained.

* N/A - No amounts have been included in the "Previous Budgets" due to this project's on-going nature.

Riverbank Stabilization - Physical Asset Protection (continued):

This program is intended to address riverbank erosion and slope instability risks to public riverbank lands, while also providing improved public access to these spaces. The riverbank improvements will typically include some form of erosion protection supplemented by stabilization works where warranted. The funds will be used for engineering design, contract administration, construction and land acquisition. The program will provide new or enhanced riverbank access such as upper-bank walk/bike paths and Active Transportation routes, mid and lower bank paths, viewing nodes, and river's-edge landings. Site restorations in project areas will (re)establish robust and diverse naturalized riparian habitats.

Prioritized riverbank improvement projects that will protect existing and/or facilitate new public access to the river and riverbank areas The Planning Property and Development Department's Waterways Branch maintains a Riverbank Asset Management System (RAMS) which includes characterizations of over 200 City-owned riverbank sites with risk-based evaluations taking into account the condition of the riverbank and current or anticipated impacts to existing and planned assets.

Projects will involve inter-departmental collaboration as they will take place on land administered by other City Departments and the riverbank works will accommodate and protect assets within the portfolios of other departments, in particular Public Works Department (paths, parks/park amenities, streets) and Water and Waste Department (primary line of defence, outfalls and river crossings). Subject to available funding, some riverbank improvements may be delivered within a project administered by another department.

Funding includes $110,000 rebudgeted from 2020 & 2021 Riverbank Stabilization - Physical Asset Protection - see Appendix D.

Project Name: **Digital Permitting**

Standing Policy Committee: Property and Development

Department: Planning, Property and Development
Project: 6361000025

Service: Development Approvals, Building Permits and Inspections
OurWinnipeg: Leadership and Good Governance

AUTHORIZATION	Previous Budgets	2025 Estimate	FORECAST 2026	2027	2028	2029	2030	Five-Year Forecast Total	Six-Year Total
Project Costs ($000's)	1,981	2,200	-	-	-	-	-	-	2,200
Financed by:									
Housing Accelerator Fund Reserve		2,200						-	2,200

CASH FLOW	2025	2026	2027	2028	2029	2030	Beyond 2030	Total
Project Costs ($000's)	1,257	943	-	-	-	-	-	2,200
Financed by:								
Housing Accelerator Fund Reserve	1,257	943						2,200

NET OPERATING IMPACT ($000's)	2025	2026	2027	2028	2029	2030
Operating costs						
Debt and finance charges						
Transfer to General Capital Fund						
Total Direct Costs	-	-	-	-	-	-
Less: Incremental Revenue/Recovery	16	12				
Net Cost/(Benefit)	(16)	(12)	-	-	-	-
Incremental Full Time Equivalent Positions	-	-	-	-	-	-

Class Estimate: 1

Strategic Priority Action Plan Theme: None

In accordance with the mandate given by Council, having upgraded to the AMANDA 7 platform and completed the first phase of the Expansion of Digitization Permitting System aspects of the project, the following elements will be completed through the second phase expansion of the digital permitting system ("EDPS") and redevelopment of Permits Online by 2025/26 with a focus on accessibility and usability:

• Implementation of all building and trade permit applications in the AMANDA 7 to enable online self-service;

• Fully digitalize all permits and inspections processes, land development and planning services with the goal of improving communication between the Planning, Property and Development Department, industry and the general public with respect to responses and decision-making time, and clarifying and streamlining processes;

• Improved "line-of-sight" on applicants' permit/status due to enhance transparency and upgraded workflows;

• New design and navigation tools to increase transparency and provide applicants with the solid guidelines to increase application compliance, accuracy, speed, improved stakeholders' information, while reducing staff involvement in administrative tasks by resolving them with automated solutions, and;

• Temporary operational support to manage increased online and staff requests.

The 2025 program may include a maximum of six temporary capital-funded full-time equivalents. Temporary staffing costs of approximately $1.4 million were included in the $4.181 million initial overall project budget.

The development work is active and ongoing and is critical to support the Housing Accelerator Fund Initiative #7 (Digitalize and Facilitate Faster Development and Permit Approvals) and legislated Bill 37 milestones.

Project Name: **CentrePlan 2050 - Infrastructure**

Standing Policy Committee: Public Works

Department: Planning, Property and Development
Service: City Beautification
Project: 6351400825
OurWinnipeg: City Building

AUTHORIZATION	Previous Budgets	2025 Estimate	FORECAST 2026	2027	2028	2029	2030	Five-Year Forecast Total	Six-Year Total
Project Costs ($000's)	-	250	-	-	-	-	-	-	250
Financed by:									
Canada Community-Building Fund		200						-	200
External Debt		50						-	50

CASH FLOW	2025	2026	2027	2028	2029	2030	Beyond 2030	Total
Project Costs ($000's)	250	-	-	-	-	-	-	250
Financed by:								
Canada Community-Building Fund	200							200
External Debt	50							50

NET OPERATING IMPACT ($000's)	2025	2026	2027	2028	2029	2030
Operating costs						
Debt and finance charges	6	12	12	12	12	5
Transfer to General Capital Fund						
Total Direct Costs	6	12	12	12	12	5
Less: Incremental Revenue/Recovery	5					
Net Cost/(Benefit)	1	12	12	12	12	5
Incremental Full Time Equivalent Positions	-	-	-	-	-	-

Class Estimate: 5

Strategic Priority Action Plan Theme: The Downtown

SPAP Action Item:1.1 Accelerate completion of the downtown secondary plan (CentrePlan).

In 2025, Graham Avenue will no longer serve as a transit corridor. A street redesign would see the removal of bus stops and bus shelters, and the addition of new features to animate Graham Avenue and attract people and investment. Funds allocated for interim activation will support both the physical installation of temporary elements and the programming of events and activities over the 2-3 year timeframe leading up to Graham Avenue reconstruction. The types of physical installation envisioned include:

- Decorative street painting and bike lane demarcation;
- Moveable planters;
- Seating, picnic tables;
- Hanging decorative lights.

Potential programming, with the participation of True North, the Downtown BIZ and others, could include such things as pop-up dining/ patios, farmers' markets, ice carving, street hockey, etc.

Project will not proceed until a class 3 estimate is obtained.

Project Name: **Health/Life Safety/Emergency Systems Refurbishment/City-Wide Accessibility**

Standing Policy Committee: Property and Development

Department: Municipal Accommodations
Service: Various - see table below

Project: 0731009025
OurWinnipeg: Economic Prosperity

AUTHORIZATION	Previous Budgets	2025 Estimate	FORECAST 2026	2027	2028	2029	2030	Five-Year Forecast Total	Six-Year Total
Project Costs ($000's)	N/A *	4,276	2,236	2,311	642	3,843	2,928	11,960	16,236
Financed by:									
Cash to Capital						915		915	915
Canada Community-Building Fund		472	1,118	1,155	642	2,928	2,928	8,771	9,243
Province of Manitoba Strategic Infrastructure Fund		471		1,156				1,156	1,627
External Debt			1,118					1,118	1,118
Transfer from Prior Year Authorization		3,333						-	3,333

CASH FLOW	2025	2026	2027	2028	2029	2030	Beyond 2030	Total
Project Costs ($000's)	1,903	2,933	2,255	1,894	1,443	5,168	641	16,236
Financed by:								
Cash to Capital					229	686		915
Canada Community-Building Fund	118	634	1,127	1,027	1,214	4,482	641	9,243
Province of Manitoba Strategic Infrastructure Fund	118	353	289	867				1,627
External Debt		280	839					1,118
Transfer from Prior Year Authorization	1,667	1,666						3,333

NET OPERATING IMPACT ($000's)	2025	2026	2027	2028	2029	2030
Operating costs						
Debt and finance charges		18	92	149	149	149
Transfer to General Capital Fund					915	
Total Direct Costs	-	18	92	149	1,064	149
Less: Incremental Revenue/Recovery	93	121	118	99	76	271
Net Cost/(Benefit)	(93)	(103)	(26)	50	988	(122)
Incremental Full Time Equivalent Positions	-	-	-	-	-	-

Class Estimate: See table below for 2025 class estimate

Strategic Priority Action Plan Theme: Support to Front Line Services

Health/Life Safety/Emergency Systems Refurbishment/City-Wide Accessibility (continued):

Project name / description (in priority order)	Service	2025 Class Est	2025	2026	2027	2028	2029	2030	Total
Accessibility audit	Property Asset Management	5	141						141
Aquatic facilities suction entrapment mitigation	Recreation	5	877						877
End-of-life fire panels upgrade	Property Asset Management	5	164						164
Fire alarm detection elements upgrades	Property Asset Management	5	453						453
Access control software and hardware upgrade	Property Asset Management	5	647						647
Winnipeg Police Service Headquarters (WPS HQ) Environmental Control Unit upgrade	Police Services	5	1,994						1,994
City skywalk overpasses accessibility upgrades	Property Asset Management			321	345				666
Assiniboine West Community Centre accessibility ramp Install	Property Asset Management			239					239
Fire alarm panels and detectors upgrades	Property Asset Management			731	434		718		1,883
WPS HQ. return air duct, Radio Frequency shield, lobby pressure	Police Services			734					734
WPS HQ. pipe hangers and water hammering mitigation	Police Services			211	388		629		1,228
WPS HQ. fresh air intake relocation	Police Services				1,144				1,144
WPS HQ. server room redundant cooling	Police Services					642			642
Roof renewals: 245 Smith, 1910 Portage, 282 Niverville, 1144 Kingsford, 524 Osborne, 365 Jefferson, 1155 Pacific	Property Asset Management						1,584		1,584
Outdoor pools: recirculation pumps renewal, concrete repairs, solenoid renewals	Recreation						912		912
Roof renewals: 245 Smith, 1910 Portage, 282 Niverville, 1144 Kingsford, 524 Osborne, 365 Jefferson, 1155 Pacific	Property Asset Management							2,928	2,928
Total			**4,276**	**2,236**	**2,311**	**642**	**3,843**	**2,928**	**16,236**

Project list and timing is subject to change due to operational requirements and unexpected urgent needs.

Projects within the program will not proceed until a class 3 estimate is obtained.

Health/Life Safety/Emergency Systems Refurbishment/City-Wide Accessibility (continued):

Capital Program to fund investments ensuring health/life safety requirements and the highest-and-best use investments associated with preserving continued facility operations that arise annually. Specifically, this program encompasses planned or emergency refurbishment, replacement, repair and maintenance upgrade projects for fire and life safety (e.g., emergency lighting), heating, ventilation, air conditioning, electrical, plumbing, building envelope, structural requirements, emergency power generation, and uninterrupted power systems. Funding is also allocated for critical systems including building automation and climate control, security, access control, and closed caption television systems. This program also ensures adherence to regulatory compliance upgrades, asbestos and other hazardous material remediation, and asset condition assessments. Finally, this program addresses physical accessibility issues such as lighting, signage, and public entranceways.

Planned works for the 2025 budget amount include Winnipeg Police Service headquarters building systems repairs and refurbishment, roof and building envelope refurbishment and replacement (various sites including 245 Smith Street, 1539 Waverley Street, 2546 McPhillips

Street & 185 King Street), air handling unit replacement at Park City West & Heritage Victoria Community Centres, outdoor aquatics short-term capital repairs (various sites), building automation and security systems upgrades (various locations) and city-wide accessibility initiatives (various locations).

This program may include a maximum of 3 temporary capital funded full-time equivalents.

Funding includes $3.333 million rebudgeted from 2021 and 2022 capital program - see Appendix D.

* N/A - No amounts have been included in the "Previous Budgets" due to this program's on-going nature.

Project Name: **Valley Gardens Community Centre Outbuilding**

Standing Policy Committee: Property and Development

Department: Municipal Accommodations
Service: Property Asset Management

Project: 0731000826
OurWinnipeg: Economic Prosperity

AUTHORIZATION	Previous Budgets	2025 Estimate	FORECAST 2026	2027	2028	2029	2030	Five-Year Forecast Total	Six-Year Total
Project Costs ($000's)	-	-	250	-	-	-	-	250	250
Financed by:									
External Debt			250					250	250

CASH FLOW	2025	2026	2027	2028	2029	2030	Beyond 2030	Total
Project Costs ($000's)	-	50	200	-	-	-	-	250
Financed by:								
External Debt		50	200					250

NET OPERATING IMPACT ($000's)	2025	2026	2027	2028	2029	2030
Operating costs						
Debt and finance charges		3	20	33	33	33
Transfer to General Capital Fund						
Total Direct Costs	-	3	20	33	33	33
Less: Incremental Revenue/Recovery		3	11			
Net Cost/(Benefit)	-	-	9	33	33	33
Incremental Full Time Equivalent Positions	-	-	-	-	-	-

Class Estimate: 5

Strategic Priority Action Plan Theme: None

A new outbuilding or refurbishment of the current structure is planned for the Valley Gardens Community Centre given the existing outbuilding has been closed. Funding in 2026 will be utilized to undertake a needs assessment with the Public Service reporting back on what type of structure is recommended with the 2026 authorization amount as well as the potential scope of the project and additional funding requirements as applicable.

Incremental operating costs cannot be estimated at this time and will be included when known.

Construction will not commence until a class 3 estimate is obtained.

Project Name: **Wildwood Golf Course Clubhouse**

Standing Policy Committee: Property and Development

Department: Municipal Accommodations
Service: Property Asset Management

Project: 0731000924
OurWinnipeg: Economic Prosperity

AUTHORIZATION	Previous Budgets	2025 Estimate	FORECAST 2026	2027	2028	2029	2030	Five-Year Forecast Total	Six-Year Total
Project Costs ($000's)	500	500	-	-	-	-	-	-	500
Financed by:									
External Debt		500						-	500

CASH FLOW	2025	2026	2027	2028	2029	2030	Beyond 2030	Total
Project Costs ($000's)	-	500	-	-	-	-	-	500
Financed by:								
External Debt		500						500

NET OPERATING IMPACT ($000's)	2025	2026	2027	2028	2029	2030
Operating costs						
Debt and finance charges		22	37	37	37	37
Transfer to General Capital Fund						
Total Direct Costs	-	22	37	37	37	37
Less: Incremental Revenue/Recovery						
Net Cost/(Benefit)	-	22	37	37	37	37
Incremental Full Time Equivalent Positions	-	-	-	-	-	-

Class Estimate: Not applicable

Strategic Priority Action Plan Theme: None

This capital grant funding represents a one-third share of the estimated $3 million cost to construct a clubhouse at the Wildwood Golf Course. The construction of the clubhouse is to be undertaken by the lessee of the golf course with Municipal Accommodations providing oversight. The City's one-third share is subject to matching funding from other levels of government and/or private fundraising.

Note: As this funding represents a one-time capital grant, the class estimate is not applicable. Also not applicable are corporate administration and Municipal Accommodations Project Management overheads.

Project Name: **Corporate Records Centre**

Standing Policy Committee: Property and Development

Department: City Clerks
Project: 0400000927

Service: Heritage Conservation
OurWinnipeg: Leadership and Good Governance

AUTHORIZATION	Previous Budgets	2025 Estimate	FORECAST 2026	2027	2028	2029	2030	Five-Year Forecast Total	Six-Year Total
Project Costs ($000's)	N/A*	-	-	200	-	-	-	200	200
Financed by:									
External Debt				200				200	200

CASH FLOW	2025	2026	2027	2028	2029	2030	Beyond 2030	Total
Project Costs ($000's)	-	-	200	-	-	-	-	200
Financed by:								
External Debt			200					200

NET OPERATING IMPACT ($000's)	2025	2026	2027	2028	2029	2030
Operating costs						
Debt and finance charges			23	47	47	47
Transfer to General Capital Fund						
Total Direct Costs	-	-	23	47	47	47
Less: Incremental Revenue/Recovery			7			
Net Cost/(Benefit)	-	-	16	47	47	47
Incremental Full Time Equivalent Positions	-	-	-	-	-	-

Class Estimate: Not applicable, as this is a program

Strategic Priority Action Plan Theme: None

Project name / description (in priority order)	Service	2025 Class Est	2025	2026	2027	2028	2029	2030	Total
Specialized shelving and equipment for Archives building	Council Services				200				200
Total			-	-	**200**	-	-	-	**200**

Project list and timing is subject to change due to operational requirements and unexpected urgent needs.

The City Clerk's Department, Archives and Records Control Branch, supports records and information management City-wide, manages access and privacy responsibilities for the City, and operates the City of Winnipeg Archives and the Corporate Records Centre. The Corporate Records Centre at 1450 Mountain Avenue allows for the ability to increase storage capacity for records scheduled for retention under the Records Management By-law 123/2020 ("the by-law"), utilize specialized shelving solutions to better accommodate variable sized box transfers from departments, and realize operational efficiencies. Archival storage and public access/research services continue to be delivered out of a leased facility at 50 Myrtle.

Ongoing development of the Corporate Records Centre is essential to meet the City's records management requirements. Cost-effective storage and inventory management services enable departments to better manage records in accordance with the by-law, regulatory requirements, and the administrative standard, resulting in an increase in routine transfers of records out of expensive operational space to the more cost-effective Corporate Records Centre.

Corporate Records Centre (continued):

This program ensures that the Corporate Records Centre can continue to meet the demand for storage of records scheduled under the by-law. Costs will include installation of additional specialized shelving solutions and the purchase of equipment to manage the growing inventory to ensure that City records are protected as required by law, and can be accessed and retrieved in an effective manner.

Development of the Corporate Records Centre supports the City's commitment to increased transparency and better response times to requests through access legislation.

The expected life of the asset is five years.

* N/A - No amounts have been included in the "Previous Budgets" due to this program's on-going nature.

Project Name: **Election Systems and Equipment (formerly Election Systems)**

Standing Policy Committee: Executive Policy Committee

Department: City Clerks
Project: 0400000525

Service: Council Services
OurWinnipeg: Leadership and Good Governance

AUTHORIZATION	Previous Budgets	2025 Estimate	FORECAST 2026	2027	2028	2029	2030	Five-Year Forecast Total	Six-Year Total
Project Costs ($000's)	N/A*	100	200	-	-	200	200	600	700
Financed by:									
Cash to Capital						200	200	400	400
External Debt		100	200					200	300

CASH FLOW	2025	2026	2027	2028	2029	2030	Beyond 2030	Total
Project Costs ($000's)	100	200	-	-	200	200	-	700
Financed by:								
Cash to Capital					200	200		400
External Debt	100	200						300

NET OPERATING IMPACT ($000's)	2025	2026	2027	2028	2029	2030
Operating costs						
Debt and finance charges	11	46	70	70	70	56
Transfer to General Capital Fund					200	200
Total Direct Costs	11	46	70	70	270	256
Less: Incremental Revenue/Recovery	3	7			7	7
Net Cost/(Benefit)	8	39	70	70	263	249
Incremental Full Time Equivalent Positions	-	-	-	-	-	-

Class Estimate: See table below for 2025 class estimate

Strategic Priority Action Plan Theme: None

Project name / description (in priority order)	Service	2025 Class Est	2025	2026	2027	2028	2029	2030	Total
Renewal of election systems and equipment	Council Services	3	100	200				200	700
Total			**100**	**200**	**-**	**-**	**200**	**200**	**700**

Project list and timing is subject to change due to operational requirements and unexpected urgent needs.

The City Clerks Department has a statutory responsibility to convene elections. Every four years the department must ensure the renewal of election systems and equipment. Systems which need to be updated for every general election include the list of electors, geographic information mapping, worker management, training, results reporting, security systems and websites. Given that most of these systems are typically used once every four years, they need extensive updates or complete rewrites to align with updated technology.

This fund is also utilized to renew smaller election equipment including laptops, tablets and mobile network connection devices. This technology is constantly evolving and the equipment needs to be updated on a regular basis.

The expected life of the asset is five years.

* N/A - No amounts have been included in the "Previous Budgets" due to this program's on-going nature.

Project Name: **Audio / Video Equipment Replacement**

Standing Policy Committee: Executive Policy Committee

Department: City Clerks
Project: 0400001827

Service: Council Services
OurWinnipeg: Leadership and Good Governance

AUTHORIZATION	Previous Budgets	2025 Estimate	FORECAST 2026	2027	2028	2029	2030	Five-Year Forecast Total	Six-Year Total
Project Costs ($000's)	N/A *	-	-	150	-	-	-	150	150
Financed by:									
External Debt				150				150	150

CASH FLOW	2025	2026	2027	2028	2029	2030	Beyond 2030	Total
Project Costs ($000's)	-	-	150	-	-	-	-	150
Financed by:								
External Debt			150					150

NET OPERATING IMPACT ($000's)	2025	2026	2027	2028	2029	2030
Operating costs						
Debt and finance charges			17	35	35	35
Transfer to General Capital Fund						
Total Direct Costs	-	-	17	35	35	35
Less: Incremental Revenue/Recovery			5			
Net Cost/(Benefit)	-	-	12	35	35	35
Incremental Full Time Equivalent Positions	-	-	-	-	-	-

Class Estimate: Not applicable, as this is a program

Strategic Priority Action Plan Theme: None

Project name / description (in priority order)	Service	2025 Class Est	2025	2026	2027	2028	2029	2030	Total
Maintenance and replacement of audio / video equipment	Council Services				150				150
Total			-	-	**150**	-	-	-	**150**

Project list and timing is subject to change due to operational requirements and unexpected urgent needs.

The City Clerks Department facilitates meetings of Council, Committees and the Board of Revision online via the Zoom platform. The department provides live streaming, live television broadcast, recording and providing various audio / video capabilities in six separate meeting areas, including the Council Chamber and the Board of Revision meeting rooms. These facilities are used for 300+ meetings of Council and its committees, and to facilitate the hearing of up to 5,000 appeals annually.

The equipment used to facilitate these meetings is used daily. Equipment includes automated cameras, microphones, speakers, amplifiers, digital recorders, live streaming equipment, closed captioning converters, digital storage, and television broadcast stations. In addition to the wear and tear this equipment sustains due to its daily use, this technology changes rapidly and needs to be regularly replaced. This program ensures that the department can continue to meet its legislated requirements of allowing participation in Council and Committee meetings by communication devices (i.e. Zoom) as well as the broadcasting and livestreaming of the meetings.

Audio / Video Equipment Replacement (continued):

The department also regularly provides audio/video services for numerous City of Winnipeg events including openings, announcements, and flag raisings, where audio equipment, and other technology is required. Equipment used for protocol events including speakers, amplifiers, pool sound, etc. is often used outdoors and is required to be moved from event to event. As such, the equipment is subject to wear and tear and does require regular maintenance and replacement to ensure 100% operational ability and reliability.

The expected life of the asset is five years.

* N/A - No amounts have been included in the "Previous Budgets" due to this program's on-going nature.

Project Name: **City of Winnipeg Archives - The Winnipeg 150 Legacy Project**

Standing Policy Committee: Property and Development

Department: City Clerks
Project: 0704000123

Service: Heritage Conservation
OurWinnipeg: Leadership and Good Governance

AUTHORIZATION	Previous Budgets	2025 Estimate	FORECAST 2026	2027	2028	2029	2030	Five-Year Forecast Total	Six-Year Total
Project Costs ($000's)	12,690	6,584	-	-	-	-	-	-	6,584
Financed by:									
Canada Community-Building Fund		5,584						-	5,584
External Debt		1,000						-	1,000

CASH FLOW	2025	2026	2027	2028	2029	2030	Beyond 2030	Total
Project Costs ($000's)	6,584	-	-	-	-	-	-	6,584
Financed by:								
Canada Community-Building Fund	5,584							5,584
External Debt	1,000							1,000

NET OPERATING IMPACT ($000's)	2025	2026	2027	2028	2029	2030
Operating costs						
Debt and finance charges	45	73	73	73	73	73
Transfer to General Capital Fund						
Total Direct Costs	45	73	73	73	73	73
Less: Incremental Revenue/Recovery	102					
Net Cost/(Benefit)	(57)	73	73	73	73	73
Incremental Full Time Equivalent Positions	-	-	-	-	-	-

Class Estimate: 1

Strategic Priority Action Plan Theme: None

Renovations at 380 William Avenue will create a space that meets the programming needs of today's City of Winnipeg Archives, including the legislated and fiduciary requirements for the long-term storage and preservation of archival records.

The scope of work will include creating a new climate-controlled vault; renovating existing areas to create multi-purpose space, offices and meeting areas, as well as citizen focused research and workshop areas; improved shipping/receiving functions; numerous building code / life safety upgrades including the addition of new sprinklers throughout the facility and mechanical and electrical upgrades.

The renovations will enable the framework outlined in “A Reconciliation Framework for Canadian Archives”, allowing the City to advance reconciliation efforts through governance, operations and organizational culture changes including fair representation, professional practice and relationship building.

Detailed design and class 1 estimate were completed in 2024, with construction to start in 2025. Project costs have increased due to refined estimate (class 1), inflationary increases, industry cost escalation, regulatory changes (National Building Code update, including new Seismic Design requirement, WADS update, new Energy Code, etc.), hazardous waste removal, and Sustainable Design requirements.

Project Name: **Voting Machine Replacement**

Standing Policy Committee: Executive Policy Committee

Department: City Clerks
Project: 0400001029

Service: Council Services
OurWinnipeg: Leadership and Good Governance

AUTHORIZATION	Previous Budgets	2025 Estimate	FORECAST 2026	2027	2028	2029	2030	Five-Year Forecast Total	Six-Year Total
Project Costs ($000's)	-	-	-	-	-	1,400	-	1,400	1,400
Financed by:									
External Debt						1,400		1,400	1,400

CASH FLOW	2025	2026	2027	2028	2029	2030	Beyond 2030	Total
Project Costs ($000's)	-	-	-	-	1,400	-	-	1,400
Financed by:								
External Debt					1,400			1,400

NET OPERATING IMPACT ($000's)	2025	2026	2027	2028	2029	2030
Operating costs						
Debt and finance charges					92	186
Transfer to General Capital Fund						
Total Direct Costs	-	-	-	-	92	186
Less: Incremental Revenue/Recovery					46	-
Net Cost/(Benefit)	-	-	-	-	46	186
Incremental Full Time Equivalent Positions	-	-	-	-	-	-

Class Estimate: 5

Strategic Priority Action Plan Theme: None

Project list and timing is subject to change due to operational requirements and unexpected urgent needs.

The City of Winnipeg purchased its first automated voting machine system in 1994. In 2010, that system was replaced with the current automated voting machine system. The system, which includes both software and hardware for 230 voting machines, offers accessibility options for advance voting as well as detailed results by voting subdivision. Although the City Clerk's Department expects to continue to utilize these voting machines for the 2026 General Election, they will need to be replaced prior to the 2030 General Election.

This will replace the current system and be ready with a new system for the 2030 General Election.

Return to Table of Contents

Project Name: **Communities Fund**

Standing Policy Committee: Executive Policy Committee

Department: Council
Project: 0200000126

Service: Council Services
OurWinnipeg: Good Health and Well-Being

AUTHORIZATION	Previous Budgets	2025 Estimate	FORECAST 2026	2027	2028	2029	2030	Five-Year Forecast Total	Six-Year Total
Project Costs ($000's)	N/A *	-	980	2,800	1,200	1,696	1,696	8,372	8,372
Financed by:									
Canada Community-Building Fund			980	2,800	1,200	1,696	1,696	8,372	8,372

CASH FLOW	2025	2026	2027	2028	2029	2030	Beyond 2030	Total
Project Costs ($000's)	-	980	2,800	1,200	1,696	1,696	-	8,372
Financed by:								
Canada Community-Building Fund		980	2,800	1,200	1,696	1,696		8,372

NET OPERATING IMPACT ($000's)	2025	2026	2027	2028	2029	2030
Operating costs						
Debt and finance charges						
Transfer to General Capital Fund						
Total Direct Costs	-	-	-	-	-	-
Less: Incremental Revenue/Recovery		12	35	15	21	21
Net Cost/(Benefit)	-	(12)	(35)	(15)	(21)	(21)
Incremental Full Time Equivalent Positions	-	-	-	-	-	-

Class Estimate: Not applicable, as this is a program

Strategic Priority Action Plan Theme: None

This program will fund councillor-directed projects for investments in neighbourhood projects. Funding in each year will be divided equally between each of the fifteen wards. Program details, policy, eligibility, reporting requirements, etc. of this new program budget are included in the 2024 Adopted Budget recommendations.

* N/A - No amounts have been included in the "Previous Budgets" due to this program's on-going nature.

Communities Fund (continued):

($000's)	2025	2026	2027	2028	2029	2030	TOTAL
Charleswood-Tuxedo-Westwood		70	200	80	113	113	576
Daniel McIntyre		70	200	80	113	113	576
Elmwood-East Kildonan		70	200	80	113	113	576
Fort Rouge-East Fort Garry		70	200	80	113	113	576
Mynarski		70	200	80	113	113	576
North Kildonan		70	200	80	113	113	576
Old Kildonan		70	200	80	113	113	576
Point Douglas		70	200	80	113	113	576
River Heights-Fort Garry		70	200	80	113	113	576
St. Boniface**				80	113	113	306
St. James		70	200	80	113	113	576
St. Norbert - Seine River		70	200	80	113	113	576
St. Vital		70	200	80	113	113	576
Transcona		70	200	80	113	113	576
Waverley West		70	200	80	113	113	576
Total	**-**	**980**	**2,800**	**1,200**	**1,696**	**1,696**	**8,372**

** The 2026 and 2027 funding for the St. Boniface ward has been dedicated to the St. Boniface Outdoor Aquatic Facility. See project details on page 114.

Return to Table of Contents

Project Name: **Portage Place Redevelopment Capital Grant**

Standing Policy Committee: Finance and Economic Development

Department: Chief Administrative Office

Service: Economic Development

Project: 0300000125

OurWinnipeg: City Building

AUTHORIZATION	Previous Budgets	2025 Estimate	FORECAST 2026	2027	2028	2029	2030	Five-Year Forecast Total	Six-Year Total
Project Costs ($000's)	4,000	5,050	2,550	4,500	-	-	-	7,050	12,100
Financed by:									
Regional Street Renewal Reserve		1,500	1,500	4,500				6,000	7,500
Province of Manitoba Strategic Infrastructure Funding		2,500						-	2,500
Transfer from Prior Year Authorization - Province of Manitoba Strategic Infrastructure Funding		1,050	1,050					1,050	2,100

CASH FLOW	2025	2026	2027	2028	2029	2030	Beyond 2030	Total
Project Costs ($000's)	5,050	2,550	4,500	-	-	-	-	12,100
Financed by:								
Regional Street Renewal Reserve	1,500	1,500	4,500					7,500
Province of Manitoba Strategic Infrastructure Funding	2,500							2,500
Transfer from Prior Year Authorization - Province of Manitoba Strategic Infrastructure Funding	1,050	1,050						2,100

NET OPERATING IMPACT ($000's)	2025	2026	2027	2028	2029	2030
Operating costs						
Debt and finance charges						
Transfer to General Capital Fund						
Total Direct Costs	-	-	-	-	-	-
Less: Incremental Revenue/Recovery						
Net Cost/(Benefit)	-	-	-	-	-	-
Incremental Full Time Equivalent Positions	-	-	-	-	-	-

Class Estimate: Not applicable

SPAP Theme: The Downtown

SPAP Action Item:1.6 Develop a city-wide housing strategy and action plan including in downtown

On September 26, 2024, Council approved grants totaling up to $16.1 million to True North Real Estate Development Limited to support a redevelopment of public space at Portage Place Mall. This funding will support construction of a new road that will extend Edmonton Street north of Portage Avenue to the Promenade located behind the mall as well as streetscaping and other upgrades to nearby streets ($7.5 million). It will also support construction of a new skywalk, upgrades to existing skywalks, lighting and security features within the development ($6.5 million), and construction of a community drop in space located within the development ($2.1 million). In addition to these funds, Council also approved up to $10 million from the Housing Accelerator Fund from 2025 to 2026 and an estimated $13.6 million of municipal Tax Increment Financing over 25 years for this project.

Portage Place Redevelopment Capital Grant (continued):

$4 million of Previous Budgets funded by 2024 Province of Manitoba Strategic Infrastructure Funding, subject to Provincial approval - see Appendix G.

Funding includes $2.1 million rebudgeted from 2023 Recreation and Library Facility Investment Strategy Program - see Appendix D.

Return to Table of Contents

Project Name: **Technology Infrastructure Program**

Standing Policy Committee: Executive Policy Committee

Department: Innovation & Technology
Project: 3400000025

Service: Innovation, Transformation and Technology
OurWinnipeg: Leadership and Good Governance

AUTHORIZATION	Previous Budgets	2025 Estimate	FORECAST 2026	2027	2028	2029	2030	Five-Year Forecast Total	Six-Year Total
Project Costs ($000's)	N/A *	3,625	2,667	2,160	1,524	1,180	1,641	9,172	12,797
Financed by:									
Cash to Capital					1,290	1,080	1,641	4,011	4,011
External Debt		1,979	2,090	1,682	100	100		3,972	5,951
Transfer from Prior Year Authorization		1,646	577	478	134			1,189	2,835

CASH FLOW	2025	2026	2027	2028	2029	2030	Beyond 2030	Total
Project Costs ($000's)	3,625	2,667	2,160	1,524	1,180	1,641	-	12,797
Financed by:								
Cash to Capital				1,290	1,080	1,641		4,011
External Debt	1,979	2,090	1,682	100	100			5,951
Transfer from Prior Year Authorization	1,646	577	478	134				2,835

NET OPERATING IMPACT ($000's)	2025	2026	2027	2028	2029	2030
Operating costs						
Debt and finance charges	227	704	1,149	1,362	1,386	1,120
Transfer to General Capital Fund				1,290	1,080	1,641
Total Direct Costs	227	704	1,149	2,652	2,466	2,761
Less: Incremental Revenue/Recovery	118	87	70	50	38	53
Net Cost/(Benefit)	109	617	1,079	2,602	2,428	2,708
Incremental Full Time Equivalent Positions	-	-	-	-	-	-

Class Estimate: See table below for 2025 class estimate

Strategic Priority Action Plan Theme: None

The business case requests funding to upgrade the City's Information Technology (IT) infrastructure by updating server storage, network infrastructure, and data centers. This funding is crucial to ensure continuous performance, reliability, and alignment with technological advancements. Regular updates will maintain system integrity, enhance security, and improve productivity across all City departments. These investments are essential to prevent technological obsolescence and support the City's evolving needs. It will keep our city technologically current, enhancing system integrity and cybersecurity—a critical concern today—and improving productivity. The funding will also facilitate the development of a modern network infrastructure that is ready for future integration with cloud services, colocation data centers, and Infrastructure as a Service (IaaS) providers.

This program may include a total of nine temporary capital funded full-time equivalent;

One for Citywide Data Centre sustainment

Two for Citywide Network Product Evergreen

Six for Citywide Server-Storage Evergreen

Technology Infrastructure Program (continued):

Project name / description (in priority order)	Service	2025 Class Est	2025	2026	2027	2028	2029	2030	Total
Maintain data centres to ensure resilience and security for reliable operation of applications.	Innovation, Transformation and Technology	3	150	150	150				450
Upgrading network and telecommmunications infrastructure to support efficient operations.	Innovation, Transformation and Technology	3	1,701	748	1,266	1,348	350	1,083	6,496
Renewal of tools for Information Technology staff to test, deploy, and manage software applications efficiently across platforms.	Innovation, Transformation and Technology	3	308	129	142				579
Maintaining and replacing server and storage infrastructure to ensure reliable operations for City services.	Innovation, Transformation and Technology	3	918	941	602	176	154	558	3,349
Replacing the primary digital production printer to ensure uninterrupted daily printing operations and maintain service levels.	Innovation, Transformation and Technology			258			276		534
Ensuring cost-efficient operations and long-term sustainability of technology infrastructure with managed technology hosting and subscriptions.	Innovation, Transformation and Technology	3	548	441			400		1,389
Total			**3,625**	**2,667**	**2,160**	**1,524**	**1,180**	**1,641**	**12,797**

Project list and timing is subject to change due to operational requirements and unexpected urgent needs.

Projects within the program will not proceed until a class 3 estimate is obtained.

Funding includes $2.835 million rebudgeted from previously approved capital program - see Appendix D.

* N/A - No amounts have been included in the "Previous Budgets" due to this program's on-going nature.

Project Name: **Digital Customer Experience Program**

Standing Policy Committee: Executive Policy Committee

Department: Innovation & Technology
Project: 3410000025

Service: Various - see table below
OurWinnipeg: Leadership and Good Governance

AUTHORIZATION	Previous Budgets	2025 Estimate	FORECAST 2026	2027	2028	2029	2030	Five-Year Forecast Total	Six-Year Total
Project Costs ($000's)	N/A *	3,422	3,015	2,757	2,731	1,415	4,476	14,394	17,816
Financed by:									
Cash to Capital					700		340	1,040	1,040
Province of Manitoba Strategic Infrastructure Funding		445		223				223	668
Transfer from Waterworks Fund Retained Earnings		629	532	333	202	208	710	1,985	2,614
Transfer from Sewage Disposal Fund Retained Earnings		2,023	1,576	1,701	1,829	1,207	2,289	8,602	10,625
External Debt		325	907	500			1,137	2,544	2,869

CASH FLOW	2025	2026	2027	2028	2029	2030	Beyond 2030	Total
Project Costs ($000's)	3,422	3,015	2,757	2,731	1,415	4,476	-	17,816
Financed by:								
Cash to Capital				700		340		1,040
Province of Manitoba Strategic Infrastructure Funding	445		223					668
Transfer from Waterworks Fund Retained Earnings	629	532	333	202	208	710		2,614
Transfer from Sewage Disposal Fund Retained Earnings	2,023	1,576	1,701	1,829	1,207	2,289		10,625
External Debt	325	907	500			1,137		2,869

NET OPERATING IMPACT ($000's)	2025	2026	2027	2028	2029	2030
Operating costs						
Debt and finance charges	37	181	347	407	407	493
Transfer to General Capital Fund				700		340
Total Direct Costs	37	181	347	1,107	407	833
Less: Incremental Revenue/Recovery	102	98	85	66	46	134
Net Cost/(Benefit)	(65)	83	262	1,041	361	699
Incremental Full Time Equivalent Positions	-	-	-	-	-	-

Class Estimate: See table below for 2025 class estimate

Strategic Priority Action Plan Theme: A City that Works for Residents through Improved Customer Service

SPAP Action Item: 5.1 Improve communications, flow of information, relationships, and collaboration between the Public Service and Council

Digital Customer Experience Program (continued):

Project name / description (in priority order)	Service	2025 Class Est	2025	2026	2027	2028	2029	2030	Total
Enhancements and expansion of customer facing digital platforms (Lawyer Gateway and MyUtility).	Wastewater	3	815	850	700	1,422	646	956	5,389
Upgrades and enhancements to the customer care and billing system.	Wastewater	3	629	532	333	202	208	710	2,614
Upgrades and enhancements to the customer care and billing system.	Water	3	629	532	333	202	208	710	2,614
Technology upgrades to systems that efficiently supports seamless interaction between Transit operations and the public and allows for improved technology throughout the department.	Public Transit	3	325	500	500	700			2,025
Enhancing citizen engagement with the City by providing a one stop portal with a range of functionalities that will enable citizens to access information and services in a more efficient and streamlined manner.	Innovation, Transformation and Technology	3	300	300				300	900
Leveraging advanced technologies to modernize our customer service request portal and case management to enhance the customer experience, increase operational efficiency, and drive long-term business success.	Contact Centre - 311	3	145	107	223			1,177	1,652
Enhancements and expansion of digital platform used for environmental stewardship and compliance.	Wastewater	3	579	194	668	205	353	623	2,622
Total			**3,422**	**3,015**	**2,757**	**2,731**	**1,415**	**4,476**	**17,816**

Project list and timing is subject to change due to operational requirements and unexpected urgent needs.

Projects within the program will not proceed until a class 3 estimate is obtained.

The Digital Customer Experience program aims to improve citizen engagement at the City of Winnipeg by providing enhanced access to information and services. Through funding projects, innovative practices will be implemented across departments to improve accessibility and service delivery, boosting resident satisfaction and confidence in City services and operations. The program seeks to enhance the City's existing digital customer platforms, such as Verint, MyUtility, and Lawyer Gateway, consolidating access into a unified online channel. This platform will cater to various external users, including citizens, lawyers, landlords, and utility customers, providing expanded features and functionalities. The City envisions investing in competitive, scalable, and robust information technologies that provide instantaneous customer information. These future-oriented solutions will equip City employees with up-to-date tools, enable field employees to access and update data on mobile devices.

This program may include a total of three temporary capital funded full-time equivalent positions for Citywide 311 System Maintenance.

* N/A - No amounts have been included in the "Previous Budgets" due to this program's on-going nature.

Project Name: **Assessment & Taxation Systems Program (formerly Assessment Automation)**

Standing Policy Committee: Finance and Economic Development

Department: Innovation & Technology
Project: 3420000025

Service: Assessment, Taxation and Corporate
OurWinnipeg: Leadership and Good Governance

AUTHORIZATION	Previous Budgets	2025 Estimate	FORECAST 2026	2027	2028	2029	2030	Five-Year Forecast Total	Six-Year Total
Project Costs ($000's)	N/A *	312	350	245	300	300	-	1,195	1,507
Financed by:									
Cash to Capital					300	300		600	600
Province of Manitoba Strategic Infrastructure Funding		312		245				245	557
External Debt			350					350	350

CASH FLOW	2025	2026	2027	2028	2029	2030	Beyond 2030	Total
Project Costs ($000's)	312	350	245	300	300	-	-	1,507
Financed by:								
Cash to Capital				300	300			600
Province of Manitoba Strategic Infrastructure Funding	312		245					557
External Debt		350						350

NET OPERATING IMPACT ($000's)	2025	2026	2027	2028	2029	2030
Operating costs						
Debt and finance charges		40	82	82	82	82
Transfer to General Capital Fund				300	300	
Total Direct Costs	-	40	82	382	382	82
Less: Incremental Revenue/Recovery	4	11	3	10	10	
Net Cost/(Benefit)	(4)	29	79	372	372	82
Incremental Full Time Equivalent Positions	-	-	-	-	-	-

Class Estimate: See table below for 2025 class estimate

Strategic Priority Action Plan Theme: None

Project name / description (in priority order)	Service	2025 Class Est	2025	2026	2027	2028	2029	2030	Total
Projects to meet regulatory directives, maintain existing application functionality, and automate processes.	Assessment, Taxation and Corporate	3	312	350	245	300	300		1,507
Total			**312**	**350**	**245**	**300**	**300**	**-**	**1,507**

Project list and timing is subject to change due to operational requirements and unexpected urgent needs.

Projects within the program will not proceed until a class 3 estimate is obtained.

Assessment & Taxation Systems Program (continued):

The program focuses on projects designed to meet regulatory directives, maintain application functionality, and streamline processes through automation in the Assessment and Taxation Department (ATD). Many of ATD's applications are outdated and need updates to ensure efficiency and regulatory compliance. These applications manage assessments for over 240,000 properties valued at $104 billion, generating substantial municipal revenue annually. For example, MANTA, the primary taxation system, handles property and business tax billing, collections, penalties, and accounts receivable. Due to the scale of these tasks, automated and accurate processes are crucial. However, current taxation processes necessitate year-round Information Technology (IT) involvement to facilitate billing and collection activities, which is one of the many benefits this program of projects aims to generate.

The initiatives in this program may include a maximum of three temporary capital funded full-time equivalent positions

* N/A - No amounts have been included in the "Previous Budgets" due to this program's on-going nature.

Project Name: **Community Services Library Technology Upgrade & Replacement Program**

Standing Policy Committee: Community Services

Department: Innovation & Technology
Project: 3491200325

Service: Libraries
OurWinnipeg: Social Equity

AUTHORIZATION	Previous Budgets	2025 Estimate	FORECAST 2026	2027	2028	2029	2030	Five-Year Forecast Total	Six-Year Total
Project Costs ($000's)	N/A *	350	-	375	-	-	-	375	725
Financed by:									
Province of Manitoba Strategic Infrastructure Funding		350		375				375	725

CASH FLOW	2025	2026	2027	2028	2029	2030	Beyond 2030	Total
Project Costs ($000's)	350	-	375	-	-	-	-	725
Financed by:								
Province of Manitoba Strategic Infrastructure Funding	350		375					725

NET OPERATING IMPACT ($000's)	2025	2026	2027	2028	2029	2030
Operating costs						
Debt and finance charges						
Transfer to General Capital Fund						
Total Direct Costs	-	-	-	-	-	-
Less: Incremental Revenue/Recovery	4		5			
	(4)	-	(5)	-	-	-
Incremental Full Time Equivalent Positions	-	-	-	-	-	-

Class Estimate: See table below for 2025 class estimate

Strategic Priority Action Plan Theme: None

Project name / description (in priority order)	Service	2025 Class Est	2025	2026	2027	2028	2029	2030	Total
This library technology and replacement program is an initiative that supports enhancing library services through the adoption of modern technologies such as digital signages, smart Lockers and interactive devises and hardware that aid automaton.	Libraries	3	350		375				725
Total			**350**	**-**	**375**	**-**	**-**	**-**	**725**

Project list and timing is subject to change due to operational requirements and unexpected urgent needs.

Projects within the program will not proceed until a class 3 estimate is obtained.

Community Services Library Technology Upgrade & Replacement Program (continued):

The Winnipeg Library Service supports the digital economy and fosters digital literacy by making public access computers available to all customers. Capital funds are required to upgrade and replace access computers and support new innovative and efficient technology applications in libraries to address the changing needs of customers and move towards consistent service levels in all facilities by:

• increasing the number of public access computers system wide;

• upgrading and replacing aging public access computers, monitors and peripheral devices;

• upgrading self-checkout technology and the provision of additional smart lockers;

• refreshing IdeaMILL technology to ensure the makerspace has access to current technology;

• expanding and enhancing information services through technological innovation and digitalization projects.

* N/A - No amounts have been included in the "Previous Budgets" due to this program's on-going nature.

Project Name: **Community Services Technology Advancement Program (Formerly Technology Advancement Program)**

Standing Policy Committee: Community Services

Department: Innovation & Technology
Project: 3491200126

Service: Recreation
OurWinnipeg: Good Health and Well-Being

AUTHORIZATION	Previous Budgets	2025 Estimate	FORECAST 2026	2027	2028	2029	2030	Five-Year Forecast Total	Six-Year Total
Project Costs ($000's)	N/A *	-	300	150	182	-	-	632	632
Financed by:									
Cash to Capital					182			182	182
External Debt			300	150				450	450

CASH FLOW	2025	2026	2027	2028	2029	2030	Beyond 2030	Total
Project Costs ($000's)	-	300	150	182	-	-	-	632
Financed by:								
Cash to Capital				182				182
External Debt		300	150					450

NET OPERATING IMPACT ($000's)	2025	2026	2027	2028	2029	2030
Operating costs						
Debt and finance charges		35	88	106	106	106
Transfer to General Capital Fund				182		
Total Direct Costs	-	35	88	288	106	106
Less: Incremental Revenue/Recovery		10	5	6		
Net Cost/(Benefit)	-	25	83	282	106	106
Incremental Full Time Equivalent Positions	-	-	-	-	-	-

Class Estimate: Not applicable, as this is a program

Strategic Priority Action Plan Theme: None

Project name / description (in priority order)	Service	2025 Class Est	2025	2026	2027	2028	2029	2030	Total
This initiative is essential for sustaining the life cycle replacement of hardware and software components that will further enhance accessibility, foster innovation and enhance digital communication network.	Recreation			300	150	182			632
Total			-	**300**	**150**	**182**	-	-	**632**

Project list and timing is subject to change due to operational requirements and unexpected urgent needs.

Projects within the program will not proceed until a class 3 estimate is obtained.

Capital funding is required for this technological initiative which allow the Community Services Department (CmS) to upgrade and introduce new cutting-edge technologies. Projects under this program will integrate advanced technologies aimed at fostering efficiencies, enhance service quality, accountability and responsiveness within CmS operations. These projects will yield public service enhancements marked by increased convenience, efficiency and cost-effectiveness.

Securing funding for this initiative is essential for sustaining the life cycle replacement schedules of hardware and software components. Additionally, these projects will further enhance accessibility health and safety measures within public facilities.

This program includes six temporary capital funded full-time equivalents (FTEs).

* N/A - No amounts have been included in the "Previous Budgets" due to this program's on-going nature.

Project Name: **Planning, Property & Development Desktop Evergreen Program (Formerly Computer Automation)**

Standing Policy Committee: Property and Development

Department: Innovation & Technology

Service: Development Approvals, Building Permits and Inspections

Project: 3490000027

OurWinnipeg: City Building

AUTHORIZATION	Previous Budgets	2025 Estimate	FORECAST 2026	2027	2028	2029	2030	Five-Year Forecast Total	Six-Year Total
Project Costs ($000's)	N/A *	-	-	100	110	-	-	210	210
Financed by:									
Cash to Capital					110			110	110
External Debt				100				100	100

CASH FLOW	2025	2026	2027	2028	2029	2030	Beyond 2030	Total
Project Costs ($000's)	-	-	100	110	-	-	-	210
Financed by:								
Cash to Capital				110				110
External Debt			100					100

NET OPERATING IMPACT ($000's)	2025	2026	2027	2028	2029	2030
Operating costs						
Debt and finance charges			12	24	24	24
Transfer to General Capital Fund				110		
Total Direct Costs	-	-	12	134	24	24
Less: Incremental Revenue/Recovery			3	4		
	-	-	9	130	24	24
Incremental Full Time Equivalent Positions	-	-	-	-	-	-

Class Estimate: Not applicable, as this is a program

Strategic Priority Action Plan Theme: None

Project name / description (in priority order)	Service	2025 Class Est	2025	2026	2027	2028	2029	2030	Total
This initiative entails an ongoing IT hardware replacement program, emphasizing the transition from desktop computers to laptops.	Development Approvals, Building Permits and Inspections				100	110			210
Total			-	-	100	110	-	-	210

Project list and timing is subject to change due to operational requirements and unexpected urgent needs.

Projects within the program will not proceed until a class 3 estimate is obtained.

Planning, Property & Development Desktop Evergreen Program (continued):

This initiative entails an ongoing Information Technology (IT) hardware replacement program, emphasizing the transition from desktop computers to laptops. Its key objectives are to supply modern IT hardware, including laptops and docking stations, which support contemporary web standards and security protocols. The program aims to enhance organizational efficiency, ensure system stability for seamless end-user support, and promote the adoption of a modern hybrid work model. Central to this initiative is the aim to extend the lifespan and effectiveness of the city's hardware investments, thereby enhancing system functionality, bolstering security measures, and ensuring compatibility with current web technologies. By fostering a shift towards laptops, the initiative seeks to improve usability, user experience, and mitigate security risks and compatibility issues across Property Planning & Development. The program anticipates that maintaining and enhancing technological infrastructure will catalyze organizational improvements, fostering efficiency and reliability. Funding for reliable and secure IT assets will enable continual upgrades and maintenance, enhance information accessibility and streamline workflows, ultimately improving service delivery.

* N/A - No amounts have been included in the "Previous Budgets" due to this program's on-going nature.

Project Name: **Geospatial Information Systems Program**

Standing Policy Committee: Executive Policy Committee

Department: Innovation & Technology
Project: 3430000025

Service: Various - see table below
OurWinnipeg: Leadership and Good Governance

AUTHORIZATION	Previous Budgets	2025 Estimate	FORECAST 2026	2027	2028	2029	2030	Five-Year Forecast Total	Six-Year Total
Project Costs ($000's)	N/A *	827	624	200	550	292	300	1,966	2,793
Financed by:									
Transfer from Waterworks Funds Retained Earnings		600	624	200	550	292	300	1,966	2,566
External Debt		227						-	227

CASH FLOW	2025	2026	2027	2028	2029	2030	Beyond 2030	Total
Project Costs ($000's)	827	624	200	550	292	300	-	2,793
Financed by:								
Transfer from Waterworks Funds Retained Earnings	600	624	200	550	292	300		2,566
External Debt	227							227

NET OPERATING IMPACT ($000's)	2025	2026	2027	2028	2029	2030
Operating costs						
Debt and finance charges	26	53	53	53	53	21
Transfer to General Capital Fund						
Total Direct Costs	26	53	53	53	53	21
Less: Incremental Revenue/Recovery	27	20	7	18	9	10
Net Cost/(Benefit)	(1)	33	46	35	44	11
Incremental Full Time Equivalent Positions	-	-	-	-	-	-

Class Estimate: See table below for 2025 class estimate

Strategic Priority Action Plan Theme: None

Project name / description (in priority order)	Service	2025 Class Est	2025	2026	2027	2028	2029	2030	Total
Detailed analysis and assist implementation of GIS functionality critical to Water and Waste GIS usage.	Water	3	600	624	200	550	292	300	2,566
Robust Geospatial Information System (GIS) that offers advanced spatial analysis, enhanced visualization and real-time data integration that enables better resource allocation.	Innovation, Transformation and Technology	3	227						227
Total			827	624	200	550	292	300	2,793

Project list and timing is subject to change due to operational requirements and unexpected urgent needs.

Projects within the program will not proceed until a class 3 estimate is obtained.

Geospatial Information Systems Program (continued):

The City of Winnipeg seeks to modernize its Geospatial Information System (GIS) to support efficient City operations. Currently our GIS, GeoMedia provided by Hexagon is outdated and lacks the capabilities needed to meet the evolving demands of Public Works, Water and Waste, and Property Planning and Development. With the impending contract expiration and a pressing need for advanced spatial analysis and real-time data integration, we propose transitioning to a more technologically advanced GIS solution. A GIS that supports a wide range of data formats and facilitates interoperability with other systems and data sources is critical to the effective internal operation of the City of Winnipeg.

This project may include one temporary capital funded full-time equivalent. 0.5- Water and Waste Department Geospatial Information System Enhancement and 0.5 - Citywide GIS.

* N/A - No amounts have been included in the "Previous Budgets" due to this program's on-going nature.

Project Name: **Information Management & Analytics Program**

Standing Policy Committee: Water, Waste and Environment

Department: Innovation & Technology
Project: 3480000025

Service: Various - see table below
OurWinnipeg: Leadership and Good Governance

AUTHORIZATION	Previous Budgets	2025 Estimate	FORECAST 2026	2027	2028	2029	2030	Five-Year Forecast Total	Six-Year Total
Project Costs ($000's)	N/A *	1,317	1,220	980	1,515	1,234	730	5,679	6,996
Financed by:									
Transfer from Waterworks Fund Retained Earnings		517	320					320	837
Transfer from Sewage Disposal Fund Retained Earnings		800	900	980	1,515	1,234	730	5,359	6,159

CASH FLOW	2025	2026	2027	2028	2029	2030	Beyond 2030	Total
Project Costs ($000's)	1,317	1,220	980	1,515	1,234	730	-	6,996
Financed by:								
Transfer from Waterworks Fund Retained Earnings	517	320						837
Transfer from Sewage Disposal Fund Retained Earnings	800	900	980	1,515	1,234	730		6,159

NET OPERATING IMPACT ($000's)	2025	2026	2027	2028	2029	2030
Operating costs						
Debt and finance charges						
Transfer to General Capital Fund						
Total Direct Costs	-	-	-	-	-	-
Less: Incremental Revenue/Recovery	43	40	32	49	40	24
Net Cost/(Benefit)	(43)	(40)	(32)	(49)	(40)	(24)
Incremental Full Time Equivalent Positions	-	-	-	-	-	-

Class Estimate: See table below for 2025 class estimate

Strategic Priority Action Plan Theme: None

Project name / description (in priority order)	Service	2025 Class Est	2025	2026	2027	2028	2029	2030	Total
Building, expanding and improving data analytics, improving data access and expanding the basis for evidence-based decision making.	Wastewater	3	800	900	980	1,515	1,234	730	6,159
Automating and streamlining data collection and reporting for the Winnipeg Climate Action Plan.	Water	3	517	320					837
Total			**1,317**	**1,220**	**980**	**1,515**	**1,234**	**730**	**6,996**

Project list and timing is subject to change due to operational requirements and unexpected urgent needs.

Information Management & Analytics Program (continued):

Projects within the program will not proceed until a class 3 estimate is obtained.

The City of Winnipeg recognizes the importance of digital platforms in delivering efficient services through data and Artificial Intelligence, improving customer experiences, optimizing processes, and ensuring regulatory compliance. However, current reliance on point-to-point connections leads to system inconsistencies and outdated information. To resolve these issues, several initiatives have been identified to enhance Information Technology (IT) capabilities at both the City and departmental levels.

This program will enhance data access, analytics, dashboarding, and reporting, enabling timely data reporting and insights for evidence-based decisions. Integrating Water & Waste Department (WWD) existing information systems will provide seamless information access, automate processes, and establish a single source of truth, essential for WWD to become a Utility of the Future and improve service levels.

This project may include one temporary capital funded full-time equivalent.The estimated life of the assets is ten years.

*N/A - No amounts have been included in the "Previous Budgets" due to this program's on-going nature.

Project Name: **Water & Waste Applications Modernization & Sustainment (formerly Software Vitality)**

Standing Policy Committee: Water, Waste and Environment

Department: Innovation & Technology
Project: 3491002325

Service: Water
OurWinnipeg: Leadership and Good Governance

AUTHORIZATION	Previous Budgets	2025 Estimate	FORECAST 2026	2027	2028	2029	2030	Five-Year Forecast Total	Six-Year Total
Project Costs ($000's)	N/A*	250	100	-	592	149	-	841	1,091
Financed by:									
Transfer from Waterworks Fund Retained Earnings		250	100		592	149		841	1,091

CASH FLOW	2025	2026	2027	2028	2029	2030	Beyond 2030	Total
Project Costs ($000's)	250	100	-	592	149	-	-	1,091
Financed by:								
Transfer from Waterworks Fund Retained Earnings	250	100		592	149			1,091

NET OPERATING IMPACT ($000's)	2025	2026	2027	2028	2029	2030
Operating costs						
Debt and finance charges						
Transfer to General Capital Fund						
Total Direct Costs	-	-	-	-	-	-
Less: Incremental Revenue/Recovery	8	3		19	5	
Net Cost/(Benefit)	(8)	(3)	-	(19)	(5)	-
Incremental Full Time Equivalent Positions	-	-	-	-	-	-

Class Estimate: See table below for 2025 class estimate

Strategic Priority Action Plan Theme: None

Project name / description (in priority order)	Service	2025 Class Est	2025	2026	2027	2028	2029	2030	Total
Project to maintain existing software, updating and providing maintenance to minimize security risks, lapses in software support and potential performance issues.	Water	3	250	100		592	149		1,091
Total			**250**	**100**	**-**	**592**	**149**	**-**	**1,091**

Project list and timing is subject to change due to operational requirements and unexpected urgent needs.

Projects within the program will not proceed until a class 3 estimate is obtained.

The program is designed to improve the stability, security, and performance of the Water and Waste Department software and server infrastructure to minimize the risk of cyberattacks, critical failures, and provide end of life software support.

The estimated life of the assets is ten years.

*N/A - No amounts have been included in the "Previous Budgets" due to this program's on-going nature.

Project Name: **Water & Waste Supervisory Control and Data Acquisition Security and Integration Improvements**

Standing Policy Committee: Water, Waste and Environment

Department: Innovation & Technology
Project: 3491002324

Service: Wastewater
OurWinnipeg: Leadership and Good Governance

AUTHORIZATION	Previous Budgets	2025 Estimate	FORECAST 2026	2027	2028	2029	2030	Five-Year Forecast Total	Six-Year Total
Project Costs ($000's)	1,800	-	300	200	800	-	-	1,300	1,300
Financed by:									
Transfer from Sewage Disposal Fund Retained Earnings			300	200	800			1,300	1,300

CASH FLOW	2025	2026	2027	2028	2029	2030	Beyond 2030	Total
Project Costs ($000's)	-	300	200	800	-	-	-	1,300
Financed by:								
Transfer from Sewage Disposal Fund Retained Earnings		300	200	800				1,300

NET OPERATING IMPACT ($000's)	2025	2026	2027	2028	2029	2030
Operating costs						
Debt and finance charges						
Transfer to General Capital Fund						
Total Direct Costs	-	-	-	-	-	-
Less: Incremental Revenue/Recovery		10	7	26		
Net Cost/(Benefit)	-	(10)	(7)	(26)	-	-
Incremental Full Time Equivalent Positions	-	-	-	-	-	-

Class Estimate: 3

Strategic Priority Action Plan Theme: None

This initiative will improve operational access to critical wastewater treatment plant operations Supervisory Control and Data Acquisition System (SCADA) data. It will also enable improved sharing of data and information, and provide improved analytics and reporting. Further, this will assess and implement technology and develop processes required to ensure continued operations of the wastewater SCADA systems and increased security to safeguard our data.

The estimated life of this asset is ten years.

Project Name: **Digital Records & Workflow Program (formerly Document Management System)**

Standing Policy Committee: Water, Waste and Environment

Department: Innovation & Technology
Project: 3440000025

Service: Various - see table below
OurWinnipeg: Leadership and Good Governance

AUTHORIZATION	Previous Budgets	2025 Estimate	FORECAST 2026	2027	2028	2029	2030	Five-Year Forecast Total	Six-Year Total
Project Costs ($000's)	N/A *	1,035	750	800	1,298	990	847	4,685	5,720
Financed by:									
Transfer from Waterworks Fund Retained Earnings		285						-	285
Transfer from Sewage Disposal Fund Retained Earnings		750	750	800	1,298	990	847	4,685	5,435

CASH FLOW	2025	2026	2027	2028	2029	2030	Beyond 2030	Total
Project Costs ($000's)	1,035	750	800	1,298	990	847	-	5,720
Financed by:								
Transfer from Waterworks Fund Retained Earnings	285							285
Transfer from Sewage Disposal Fund Retained Earnings	750	750	800	1,298	990	847		5,435

NET OPERATING IMPACT ($000's)	2025	2026	2027	2028	2029	2030
Operating costs						
Debt and finance charges						
Transfer to General Capital Fund						
Total Direct Costs	-	-	-	-	-	-
Less: Incremental Revenue/Recovery	34	24	26	42	32	28
Net Cost/(Benefit)	(34)	(24)	(26)	(42)	(32)	(28)
Incremental Full Time Equivalent Positions	-	-	-	-	-	-

Class Estimate: See table below for 2025 class estimate

Strategic Priority Action Plan Theme: None

Project name / description (in priority order)	Service	2025 Class Est	2025	2026	2027	2028	2029	2030	Total
Provide staff with a centralized and integrated repository to organize and standardize document management.	Wastewater	3	750	750	800	1,298	990	847	5,435
Replace legacy document management system with a modern, integrated platform with greater functionality.	Water	3	285						285
Total			**1,035**	**750**	**800**	**1,298**	**990**	**847**	**5,720**

Project list and timing is subject to change due to operational requirements and unexpected urgent needs.

Projects within the program will not proceed until a class 3 estimate is obtained.

Digital Records & Workflow Program (continued):

This program includes initiatives aimed at digitalizing, automating and streamlining the flow of digital information within the City of Winnipeg. Projects will focus on document management, version control, collaboration tools, and automation of repetitive tasks. The purpose of these initiatives is to provide staff with a centralized and integrated repository to organize and standardize document management and to improve operational efficiency and effectiveness. Currently there are service gaps with respect to capable records management capabilities, trusted and reliable management of documents, a persistent reliance on paper-based processes and document generation, and absence of standardized automated workflows.

This program may include a maximum of 0.5 temporary capital funded full-time equivalents for Water and Waste Department Specialized File Management.

The estimated life of this asset is ten years.

* N/A - No amounts have been included in the "Previous Budgets" due to this program's on-going nature.

Project Name: **Work and Asset Management Systems Program**

Standing Policy Committee: Executive Policy Committee

Department: Innovation & Technology
Project: 3450000025

Service: Various - see table below
OurWinnipeg: Leadership and Good Governance

AUTHORIZATION	Previous Budgets	2025 Estimate	FORECAST 2026	2027	2028	2029	2030	Five-Year Forecast Total	Six-Year Total
Project Costs ($000's)	N/A *	3,249	4,016	4,744	7,321	3,692	2,482	22,255	25,504
Financed by:									
Transfer from Waste Diversion Reserve		227	234		713	151		1,098	1,325
Transfer from Waterworks Fund Retained Earnings		1,713	2,411	2,050	4,134	2,913	2,268	13,776	15,489
Transfer from Sewage Disposal Fund Retained Earnings		1,057	862	944	1,949	208	214	4,177	5,234
External Debt		252	509	1,750	525	420		3,204	3,456

CASH FLOW	2025	2026	2027	2028	2029	2030	Beyond 2030	Total
Project Costs ($000's)	3,249	4,016	4,744	7,321	3,692	2,482	-	25,504
Financed by:								
Transfer from Waste Diversion Reserve	227	234		713	151			1,325
Transfer from Waterworks Fund Retained Earnings	1,713	2,411	2,050	4,134	2,913	2,268		15,489
Transfer from Sewage Disposal Fund Retained Earnings	1,057	862	944	1,949	208	214		5,234
External Debt	252	509	1,750	525	420	-		3,456

NET OPERATING IMPACT ($000's)	2025	2026	2027	2028	2029	2030
Operating costs						
Debt and finance charges	29	118	381	652	763	778
Transfer to General Capital Fund						
Total Direct Costs	29	118	381	652	763	778
Less: Incremental Revenue/Recovery	106	131	154	238	120	81
Net Cost/(Benefit)	(77)	(13)	227	414	643	697
Incremental Full Time Equivalent Positions	-	-	-	-	-	-

Class Estimate: See table below for 2025 class estimate

Strategic Priority Action Plan Theme: None

* N/A - No amounts have been included in the "Previous Budgets" due to this program's on-going nature.

Work and Asset Management Systems Program (continued):

Project name / description (in priority order)	Service	2025 Class Est	2025	2026	2027	2028	2029	2030	Total
Ensure continued sustainment and enhancements of the essential operational Oracle system used by Water and Waste department.	Wastewater	3	613	411	650	503	208	214	2,599
Ensure continued sustainment and enhancements of the essential operational Oracle system used by Water and Waste department.	Water	3	613	411	650	503	208	214	2,599
Improvements to efficiency, reporting and process automation for the laboratory information management system maintenance and sustainment.	Water	3	100	500	400	1,092	1,003	352	3,447
Improvements to employee technology to improve public/311 information access, data accuracy, communication and customer service.	Water	3	1,000	1,500	1,000	2,539	1,702	1,702	9,443
An integrated collection management system for cart inventory and key operational activities for Solid Waste Services.	Solid Waste Collection	3	227	234		713	151		1,325
Provide solution(s) for effective management of underground asset lifecycle cost, improved operational efficiencies, and to aid in utility infrastructure renewal decision making.	Wastewater	3	444	451	294	1,446			2,635
Revolutionize operational management across departments by enhancing asset lifecycle management, maintenance planning, and workforce productivity.	Innovation, Transformation and Technology	3	252	509	1,750	525	420		3,456
Total			**3,249**	**4,016**	**4,744**	**7,321**	**3,692**	**2,482**	**25,504**

Project list and timing is subject to change due to operational requirements and unexpected urgent needs.

Projects within the program will not proceed until a class 3 estimate is obtained.

The City of Winnipeg recognizes the imperative to optimize its diverse asset portfolio, spanning linear, vertical, waste collection, laboratory equipment, and mobile assets, to bolster productivity, reduce costs, minimize downtime, and enhance long-term asset performance. Asset management entails two core components: asset oversight, focusing on maximizing asset value and performance through technology-driven data gathering and analysis for robust management planning, and work management, which involves operational activities to maintain assets in alignment with service level agreements (SLAs). Various initiatives have been identified with a brief description of each at high level.

1.City-wide Work & Asset Management System Design & Implementation - Revolutionize operational management across departments by enhancing asset lifecycle management, maintenance planning, and workforce productivity.

2. Water & Waste Digital Enablement for Plant & Field - modernize operational processes by leveraging digital technology solutions that enables plant and field employees to be more efficient.

3. Water & Waste Collection Management System - Integrate data from various sources and establish a unified source of truth for solid waste management.

4. Water & Waste Laboratory Information Management System - Enhance laboratory operations' efficiency and effectiveness by standardizing data management and ensuring regulatory compliance.

5. Water & Waste Asset Information and Data Integration - centralize and integrate utility asset information to improve visibility, maintenance planning, regulatory compliance, and data-driven decision-making.

6. Water & Waste Oracle Work & Asset Management - Update product to ensure the system can support the day-to-day operations within the Water and Waste Department.

Collectively, these projects represent a strategic investment in operational excellence, innovation, and stakeholder value delivery, positioning the organization for sustainable growth, competitive advantage, and long-term success in a dynamic business landscape.

This program may include a maximum of one temporary capital funded full-time equivalent.

Project Name: **Public Safety Systems Program**

Standing Policy Committee: Community Services

Department: Innovation & Technology
Project: 3470000025

Service: Fire and Rescue Response
OurWinnipeg: Leadership and Good Governance

AUTHORIZATION	Previous Budgets	2025 Estimate	FORECAST 2026	2027	2028	2029	2030	Five-Year Forecast Total	Six-Year Total
Project Costs ($000's)	N/A *	643	1,036	1,297	224	1,327	576	4,460	5,103
Financed by:									
Shared Health Capital Grant		643	1,036				576	1,612	2,255
External Debt on behalf of Shared Health				1,297	224	1,327		2,848	2,848

CASH FLOW	2025	2026	2027	2028	2029	2030	Beyond 2030	Total
Project Costs ($000's)	643	1,036	1,297	224	1,327	576	-	5,103
Financed by:								
Shared Health Capital Grant	643	1,036				576		2,255
External Debt on behalf of Shared Health			1,297	224	1,327			2,848

NET OPERATING IMPACT ($000's)	2025	2026	2027	2028	2029	2030
Operating costs						
Debt and finance charges						
Transfer to General Capital Fund						
Total Direct Costs	-	-	-	-	-	-
Less: Incremental Revenue/Recovery	8	13	16	3	17	7
Net Cost/(Benefit)	(8)	(13)	(16)	(3)	(17)	(7)
Incremental Full Time Equivalent Positions	-	-	-	-	-	-

Class Estimate: See table below for 2025 class estimate

Strategic Priority Action Plan Theme: None

Project name / description (in priority order)	Service	2025 Class Est	2025	2026	2027	2028	2029	2030	Total
This program is to support Information Technology equipment obsolescence, infrastructure upgrades and technology integration to ensure enhanced public safety.	Fire and Rescue Response	3	643	1,036	1,297	224	1,327	576	5,103
Total			643	1,036	1,297	224	1,327	576	5,103

Project list and timing is subject to change due to operational requirements and unexpected urgent needs.

Projects within the program will not proceed until a class 3 estimate is obtained.

Public Safety Systems Program (continued):

The Public Safety Systems Initiative is a critical step forward for the City of Winnipeg in optimizing emergency response services. The proposal to incorporate this Information Technology (IT) Equipment Obsolescence initiative alongside the transition to Next Generation 911 (NG911) technology into the IT investment plan directly tackles the issue of outdated emergency response systems and constrained emergency infrastructure. By acknowledging the challenges posed by aging equipment and traditional emergency response systems, the Fire Paramedic Service demonstrates a proactive approach to improving public safety. Upgrading to Next Generation 911 technology not only enables the integration of modern communication methods and multimedia data, but also enhances the overall responsiveness of emergency services. This transition requires significant upfront investment in infrastructure upgrades and technology integration but results in enhanced public safety. The initiative aligns with the evolving needs of the community and establishes a new benchmark for emergency services. This proactive approach not only enhances operational efficiency but also addresses potential risks and challenges encountered by both responders and the public.

This program may include a maximum of two temporary capital funded full-time equivalent.

* N/A - No amounts have been included in the "Previous Budgets" due to this program's on-going nature.

Project Name: **Digital Operations Platform Program**

Standing Policy Committee: Executive Policy Committee

Department: Innovation & Technology
Project: 3460000025

Service: Various - see table below
OurWinnipeg: Leadership and Good Governance

AUTHORIZATION	Previous Budgets	2025 Estimate	FORECAST 2026	2027	2028	2029	2030	Five-Year Forecast Total	Six-Year Total
Project Costs ($000's)	N/A *	576	1,056	2,312	1,386	1,250	9,105	15,109	15,685
Financed by:									
Transfer from Sewage Disposal Fund Retained Earnings		576						-	576
External Debt			1,056	2,312	1,386	1,250	9,105	15,109	15,109

CASH FLOW	2025	2026	2027	2028	2029	2030	Beyond 2030	Total
Project Costs ($000's)	576	1,056	2,312	1,386	1,250	9,105	-	15,685
Financed by:								
Transfer from Sewage Disposal Fund Retained Earnings	576							576
External Debt		1,056	2,312	1,386	1,250	9,105		15,109

NET OPERATING IMPACT ($000's)	2025	2026	2027	2028	2029	2030
Operating costs						
Debt and finance charges		122	516	953	1,264	2,465
Transfer to General Capital Fund						
Total Direct Costs	-	122	516	953	1,264	2,465
Less: Incremental Revenue/Recovery	19	34	75	45	41	296
Net Cost/(Benefit)	(19)	88	441	908	1,223	2,169
Incremental Full Time Equivalent Positions	-	-	-	-	-	-

Class Estimate: See table below for 2025 class estimate

Strategic Priority Action Plan Theme: None

Digital Operations Platform Program (continued):

Project name / description (in priority order)	Service	2025 Class Est	2025	2026	2027	2028	2029	2030	Total
Analyzing and confirming integration of existing Water and Waste Department (WWD) learning management system to new city-wide learning management system.	Wastewater	3	291						291
A comprehensive solution focused at managing WWD fiscal planning and monitoring.	Wastewater	3	285						285
Delivering a Project and Portfolio Management (PPM) solution designed to streamline project workflows and improve overall project efficiency.	Innovation, Transformation and Technology							972	972
Modernize Finance, Supply Chain, Human Resources and Operations software (ERP)	Innovation, Transformation and Technology	3		1,056	2,312	1,386	1,250	8,133	14,137
Total			**576**	**1,056**	**2,312**	**1,386**	**1,250**	**9,105**	**15,685**

Project list and timing is subject to change due to operational requirements and unexpected urgent needs.

Projects within the program will not proceed until a class 3 estimate is obtained.

To adapt to the rapid technological advancements and the growing complexity of City management, implementing a Digital Operations Platform (DOP) has become essential. This shift aims to ensure efficiency, transparency, and sustainability in City operations. This program is to propose a strategic plan to enhance the City's operational efficiency through three targeted Information Technology (IT) investments. First, the City requires an investment to modernize our current Enterprise Resource Planning (ERP) solutions, mainly PeopleSoft, to a modern DOP. Second, until a proper DOP is fully implemented, our PeopleSoft solution requires continuous investment to maintain its reliability and sustainability. Third, funding is required for projects targeted at improving our operational processes that aren't typically addressed by a modern DOP; such as a comprehensive project management solution and a solution focused at managing fiscal planning and monitoring.

This program may include a maximum of ten temporary capital funded full-time equivalent: three for Citywide Project Management System Implementation, and seven for Citywide Enterprise Resource Planning System Modernization (ERP) PeopleSoft Renewal

* N/A - No amounts have been included in the "Previous Budgets" due to this program's on-going nature.

Return to Table of Contents

Project Name: **Local Improvements - Ongoing Program**

Standing Policy Committee: Public Works

Department: Assessment and Taxation

Service: Roadway Construction and Maintenance

Project: 1420000125

OurWinnipeg: City Building

AUTHORIZATION	Previous Budgets	2025 Estimate	FORECAST 2026	2027	2028	2029	2030	Five-Year Forecast Total	Six-Year Total
Project Costs ($000's)	N/A *	1,000	1,000	1,000	1,000	1,000	1,000	5,000	6,000
Financed by:									
Cash to Capital					100	100	100	300	300
External Debt		1,000	1,000	1,000	900	900	900	4,700	5,700

CASH FLOW	2025	2026	2027	2028	2029	2030	Beyond 2030	Total
Project Costs ($000's)	-	1,000	1,000	1,000	1,000	1,000	1,000	6,000
Financed by:								
Cash to Capital					100	100	100	300
External Debt		1,000	1,000	1,000	900	900	900	5,700

NET OPERATING IMPACT ($000's)	2025	2026	2027	2028	2029	2030
Operating costs						
Debt and finance charges		45	118	191	259	325
Transfer to General Capital Fund				100	100	100
Total Direct Costs	-	45	118	291	359	425
Less: Incremental Revenue/Recovery		33	33	33	33	33
Net Cost/(Benefit)	-	12	85	258	326	392
Incremental Full Time Equivalent Positions	-	-	-	-	-	-

Class Estimate: Not applicable, as this is a program

Strategic Priority Action Plan Theme: A City that Works for Residents through Improved Customer Service

SPAP Action Item: 5.5 Review the Local Improvement Program for gravel backlanes

Project name / description (in priority order)	Service	2025 Class Est	2025	2026	2027	2028	2029	2030	Total
To be determined	Roadway Construction and Maintenance	N/A **	1,000	1,000	1,000	1,000	1,000	1,000	6,000
Total			1,000	1,000	1,000	1,000	1,000	1,000	6,000

Individual projects and project budgets are approved by Council via by-law, based on successful local improvement petitions from residents undertaken during the year. Projects within the program will not proceed until a class 3 budget is obtained.

Local Improvement capital projects are those which are financed partly by a direct levy on the properties benefited. The program is governed by Local Improvements By-law No. 98/72 and is subject to advertising and subsequent approval by the majority of ratepayers involved. The types of expenditure generally falling within this category are: paving of local streets and lanes; sidewalk and boulevard construction; installation of new watermains and sewers; ornamental street lighting and lane lighting. The expected life of the assets varies between 10 and 30 years depending on the type of local improvement.

* N/A - No amounts have been included in the "Previous Budgets" due to this program's on-going nature.

** N/A as this is a rolling program.

Return to Table of Contents

Project Name: **Transit Building Replacement and Renewal**

Standing Policy Committee: Public Works

Department: Transit
Project: 4210010125

Service: Public Transit
OurWinnipeg: City Building

AUTHORIZATION	Previous Budgets	2025 Estimate	FORECAST 2026	2027	2028	2029	2030	Five-Year Forecast Total	Six-Year Total
Project Costs ($000's)	N/A *	1,173	1,600	600	1,000	1,000	600	4,800	5,973
Financed by:									
Cash to Capital					1,000	1,000	600	2,600	2,600
Canada Community-Building Fund		456	710					710	1,166
External Debt		232	890	600				1,490	1,722
Transfer from Prior Year Authorization		485						-	485

CASH FLOW	2025	2026	2027	2028	2029	2030	Beyond 2030	Total
Project Costs ($000's)	941	942	890	1,600	1,000	600	-	5,973
Financed by:								
Cash to Capital				1,000	1,000	600		2,600
Canada Community-Building Fund	456	710						1,166
External Debt		232	890	600				1,722
Transfer from Prior Year Authorization	485							485

NET OPERATING IMPACT ($000's)	2025	2026	2027	2028	2029	2030
Operating costs						
Debt and finance charges		10	56	109	126	126
Transfer to General Capital Fund				1,000	1,000	600
Total Direct Costs	-	10	56	1,109	1,126	726
Less: Incremental Revenue/Recovery	15	17	29	52	33	20
Net Cost/(Benefit)	(15)	(7)	27	1,057	1,093	706
Incremental Full Time Equivalent Positions	-	-	-	-	-	-

Class Estimate: See table below for 2025 class estimate

Strategic Priority Action Plan Theme: None

Transit Building Replacement and Renewal (continued):

Project name / description (in priority order)	Service	2025 Class Est	2025	2026	2027	2028	2029	2030	Total
Fluid Piping Upgrades (Phase 2)	Public Transit	5	278						278
LED and Emergency Lighting Upgrades	Public Transit	5	258						258
Control Center Renovations	Public Transit	5	213						213
Security Upgrades	Public Transit	5	308						308
Diesel Tank Replacement	Public Transit			450					450
Fall Arrest Beam Program	Public Transit			275					275
Air Supply and Compressor Replacement	Public Transit			850					850
Other Various Projects	Public Transit	N/A **	116	25	600	1,000	1,000	600	3,341
Total			**1,173**	**1,600**	**600**	**1,000**	**1,000**	**600**	**5,973**

Project list and timing is subject to change due to operational requirements and unexpected urgent needs.

Projects within the program will not proceed until a class 3 estimate is obtained.

Transit's operations are housed at three primary locations - The Fort Rouge complex, North Main garage, and Brandon garage. The Fort Rouge and North Main facilities are approximately 40 and 80 years old, respectively, and are operating at capacity. The department funds the repair and maintenance of its infrastructure mainly through the operating budget; however, many of the structural, mechanical and electrical systems in the existing infrastructure are past their design and economic lives and capital funding is required to bring the infrastructure up to acceptable standards.

This multi-year capital program addresses the need for both larger and smaller scale projects within Transit's existing facilities, stops and stations. These projects are mainly required due to the age and condition of the assets.

Surplus funds will automatically be transferred to the following year's Transit Building Replacement and Renewal program budget.

Includes two temporary capital funded full-time equivalent Project Coordinator/Manager positions.

Funding includes $485,000 rebudgeted from 2020 and 2021 Transit Building Replacement and Renewal (funded by $350,000 Canada Community - Building Fund and $135,000 in Cash to Capital) - see Appendix D.

* N/A - No amounts have been included in the "Previous Budgets" due to this program's on-going nature.

** N/A as this is a rolling program.

Project Name: **Transit Roof Replacement and Ventilation Upgrade**

Standing Policy Committee: Public Works

Department: Transit
Project: 4210010225

Service: Public Transit
OurWinnipeg: City Building

AUTHORIZATION	Previous Budgets	2025 Estimate	FORECAST 2026	2027	2028	2029	2030	Five-Year Forecast Total	Six-Year Total
Project Costs ($000's)	N/A *	2,892	-	-	-	-	-	-	2,892
Financed by:									
Canada Community-Building Fund		2,400						-	2,400
External Debt		100						-	100
Transfer from Prior Year Authorization		392						-	392

CASH FLOW	2025	2026	2027	2028	2029	2030	Beyond 2030	Total
Project Costs ($000's)	2,792	100	-	-	-	-	-	2,892
Financed by:								
Canada Community-Building Fund	2,400							2,400
External Debt		100						100
Transfer from Prior Year Authorization	392							392

NET OPERATING IMPACT ($000's)	2025	2026	2027	2028	2029	2030
Operating costs						
Debt and finance charges		5	8	8	8	8
Transfer to General Capital Fund						
Total Direct Costs	-	5	8	8	8	8
Less: Incremental Revenue/Recovery	35	3				
Net Cost/(Benefit)	(35)	2	8	8	8	8
Incremental Full Time Equivalent Positions	-	-	-	-	-	-

Class Estimate: See table below for 2025 class estimate

Strategic Priority Action Plan Theme: None

Project name / description (in priority order)	Service	2025 Class Est	2025	2026	2027	2028	2029	2030	Total
Ventilation Upgrades - Phase 4	Public Transit	5	2,892						2,892
Total			2,892	-	-	-	-	-	2,892

Project list and timing is subject to change due to operational requirements and unexpected urgent needs.

Projects within the program will not proceed until a class 3 estimate is obtained.

Transit's Fort Rouge Garage at 421 Osborne Street includes two major buildings that total approximately 480,000 square feet in area. The buildings were constructed in 1969 and 1978 and house over 70% of Transit's bus inventory.

The Fort Rouge campus storage, maintenance, and administration facilities require replacement of the existing ventilation systems (which includes makeup air units and exhaust fans) in response to a regulatory change in allowable levels of airborne nitrogen dioxide (NO2) in diesel exhaust, age, inefficiency of equipment, and pressure imbalances throughout the buildings. Work over the next year will focus on ventilation upgrades.

Funding includes $392,000 rebudgeted from 2021 Transit Roof Replacement and Ventilation Upgrade (funded by Canada Community - Building Fund) - see Appendix D.

* N/A - No amounts have been included in the "Previous Budgets" due to this program's on-going nature.

Project Name: **Transit Buses (formerly Transition to Zero Emission Buses)**

Standing Policy Committee: Public Works

Department: Transit
Project: 4210000225

Service: Public Transit
OurWinnipeg: Environmental Resilience

AUTHORIZATION	Previous Budgets	2025 Estimate	FORECAST 2026	2027	2028	2029	2030	Five-Year Forecast Total	Six-Year Total
Project Costs ($000's)	N/A *	41,676	100,908	23,042	26,183	25,016	25,171	200,320	241,996
Financed by:									
Cash to Capital					2,896	3,000	3,000	8,896	8,896
Transit Bus Replacement Reserve		1,000			9,348	9,348	9,348	28,044	29,044
Canada Community-Building Fund				8,262	8,355	8,973	12,341	37,931	37,931
Investing in Canada Infrastructure Program (Federal Government)		16,532	40,046					40,046	56,578
Investing in Canada Infrastructure Program (Provincial Government)		13,639	33,951					33,951	47,590
External Debt		10,505	26,911	14,780	5,584	3,695	482	51,452	61,957

CASH FLOW	2025	2026	2027	2028	2029	2030	Beyond 2030	Total
Project Costs ($000's)	41,676	87,453	29,108	30,781	25,960	26,778	240	241,996
Financed by:								
Cash to Capital				2,896	3,000	3,000		8,896
Transit Bus Replacement Reserve	1,000			9,348	9,348	9,348		29,044
Canada Community-Building Fund			8,262	8,355	8,973	12,341		37,931
Investing in Canada Infrastructure Program (Federal Government)	16,532	40,046						56,578
Investing in Canada Infrastructure Program (Provincial Government)	13,639	33,951						47,590
External Debt	10,505	13,456	20,846	10,182	4,639	2,089	240	61,957

NET OPERATING IMPACT ($000's)	2025	2026	2027	2028	2029	2030
Operating costs	111	(462)	(476)	(486)	(1,736)	(1,919)
Debt and finance charges	506	1,683	3,380	4,925	5,663	5,998
Transfer to General Capital Fund				2,896	3,000	3,000
Total Direct Costs	617	1,221	2,904	7,335	6,927	7,079
Less: Incremental Revenue/Recovery	330	369	523	549	473	389
Net Cost/(Benefit)	287	852	2,381	6,786	6,454	6,690
Incremental Full Time Equivalent Positions	-	-	-	-	-	-

Class Estimate: See table below for 2025 class estimate

Strategic Priority Action Plan Theme: None

Project name / description (in priority order)	Service	2025 Class Est	2025	2026	2027	2028	2029	2030	Total
Buses	Public Transit	3	37,268	100,908	19,936	15,956	25,016	25,171	224,255
Charging / Hydrogen Infrastructure	Public Transit	3	4,408		3,106	10,227			17,741
Total			**41,676**	**100,908**	**23,042**	**26,183**	**25,016**	**25,171**	**241,996**

Project list and timing is subject to change due to operational requirements and unexpected urgent needs.

Projects within the program will not proceed until a class 3 estimate is obtained.

Transit Buses (continued):

This program is for the on-going purchase of Transit buses to replace those that have reached the end of their useful life. Costs include all outfitting associated with these purchases.

In 2025 and 2026 this program will purchase zero emission buses plus the associated charging/fueling infrastructure. In 2027 to 2030 this program will purchase diesel buses. Future bus and infrastructure purchases are planned based on needs, funding, and climate goals.

	2025	2026	2027	2028	2029	2030
Forecasted Number of Zero Emission Buses Included in Budget and Forecast above **	20	51				
Forecasted Number of Diesel Buses Included in Budget and Forecast above **			20	25	15	19
Total	**20**	**51**	**20**	**25**	**15**	**19**

** The projection of the number of buses included in the budget is provided as an estimate only and is subject to change as the price per bus and model selected is based on a number of factors. These factors include the movement in the Statistics Canada Monthly Industrial Product Price Index which is influenced by the fluctuation in the Canadian currency and inflation, the timing of order placement in relation to the budget approval, operational requirements and changes to technology or product development.

Includes 2 temporary capital funded full-time equivalent (FTE) positions including one Coordinator Contracts and one Program Manager. In addition, all Transit Investing in Canada Infrastructure Program (ICIP) projects also share two temporary positions, a Program Manager and a Financial Analyst.

Estimated useful life - 18 years.

With the adoption of the 2025 Capital Budget, Council authorizes a first charge of up to $45.0 million in 2025 or prior to the adoption of the 2026 capital budget.

On March 20, 2024, Council authorized a first charge of up to $38.0 million in 2024 or prior to the adoption of the 2025 capital budget.

On April 29, 2021, Council approved this project be submitted for consideration to the Investing in Canada Infrastructure Program (ICIP) funding. Delivery of the project was contingent on receiving approval under this program. In November 2022, the City received notification that this project was approved for funding under the ICIP.

Surplus funds will automatically be transferred to the following year's Transit Buses program budget.

Operating costs reflect the estimated net amount of savings in diesel fuel and maintenance, offset by added costs from incremental salaries, maintenance and other expenses needed to support the new zero emission fleet. These amounts have not yet been reviewed by Council and are subject to change during future budget processes.

Future operating budget impacts, following project completion, may need to be adjusted.

* N/A - No amounts have been included in the "Previous Budgets" due to this program's on-going nature.

Project Name: **Southwest Rapid Transitway (Stage 2) and Pembina Highway Underpass**

Standing Policy Committee: Public Works

Department: Transit
Project: 4230010525

Service: Public Transit
OurWinnipeg: City Building

AUTHORIZATION	Previous Budgets	2025 Estimate	FORECAST 2026	2027	2028	2029	2030	Five-Year Forecast Total	Six-Year Total
Project Costs ($000's)	-	-	-	-	-	-	-	-	-
Financed by:									
Southwest Rapid Transitway (Stage 2) and Pembina Highway Underpass Payment Reserve		14,032	14,392	14,051	14,421	14,377	15,213	72,454	86,486
P3 Annual Service / Financing Payments (City)		(13,319)	(13,679)	(13,338)	(13,708)	(13,664)	(14,500)	(68,889)	(82,208)
External Debt Annual Service Payments (City)		(713)	(713)	(713)	(713)	(713)	(713)	(3,565)	(4,278)

CASH FLOW	2025	2026	2027	2028	2029	2030	Beyond 2030	Total
Project Costs ($000's)	14,032	14,392	14,051	14,421	14,377	15,213	294,219	380,705
Financed by:								
Southwest Rapid Transitway (Stage 2) and Pembina Highway Underpass Payment Reserve	14,032	14,392	14,051	14,421	14,377	15,213	294,219	380,705

NET OPERATING IMPACT ($000's)	2025	2026	2027	2028	2029	2030
Operating costs						
Debt and finance charges						
Transfer to General Capital Fund						
Total Direct Costs	-	-	-	-	-	-
Less: Incremental Revenue/Recovery						
Net Cost/(Benefit)	-	-	-	-	-	-
Incremental Full Time Equivalent Positions	-	-	-	-	-	-

Class Estimate: Not applicable

Strategic Priority Action Plan Theme: None

The Southwest Rapid Transitway (Stage 2) and Pembina Highway Underpass (SWRT) was approved by Council on June 25, 2014, using a Public Private Partnership (P3) approach and the transitway opened on April 12, 2020.

The City will make on-going lease payments to Plenary Roads Winnipeg Transitway LP (PRW) extending until 2049. These payments are required under a 30-year contract with PRW and cover the remaining capital cost of the Transitway as well as on-going maintenance.

There are significant provisions in the contract to ensure the City's specifications are met and the facility is returned to the City in good condition at the end of the contract. Costs associated with monitoring this contract, including the salary recovery of the Senior Project Review/P3 Specialist and other P3 costs are also included in this budget. Non-performance deductions may occur where the City's specifications are not met.

A portion of the payment to PRW represents an annual amount dedicated to the maintenance of the Transitway, including long-term rehabilitative costs. This amount is adjusted for changes to the Consumer Price Index on an annual basis.

Southwest Rapid Transitway (Stage 2) and Pembina Highway Underpass (continued):

The above annual estimates relate to the maintenance phase of the project and include the authorization for the lease payments, debt servicing, and other charges related to the facility.

On March 22, 2016, Council authorized a first charge of up to 30% of the annual lease payments prior to the adoption of annual capital budget in the event the capital budget is adopted after December 31, in order to facilitate payments on the P3 contract.

In accordance with By-law 8164/2002 where the City's capital budget has not been adopted before January 1 of the year to which the budget is applicable, the Chief Administrative Officer is authorized, before the adoption of the capital budget, to approve expenditures not exceeding 30% of the amount the City of Winnipeg is contractually obligated to pay annually in respect of Public-Private Partnerships, as a first charge against the General Capital Fund.

On April 29, 2021, Council approved that effective January 1, 2024, the funding source for the Southwest Rapid Transitway (Stage 2) and Pembina Highway Underpass Payment Reserve be changed from 10 years of dedicated annual 0.33% property tax increase (2016 - 2025) to eight years (2016 - 2023).

As financing and administration costs are implicit in the lease payments, this project is exempt from the Corporate administration and interest charges.

Project Name: **Heavy and Other Equipment Program (formerly Heavy Equipment Replacement Program)**

Standing Policy Committee: Public Works

Department: Transit
Project: 4210010625

Service: Public Transit
OurWinnipeg: City Building

AUTHORIZATION	Previous Budgets	2025 Estimate	FORECAST 2026	2027	2028	2029	2030	Five-Year Forecast Total	Six-Year Total
Project Costs ($000's)	N/A *	400	1,600	300	650	826	1,000	4,376	4,776
Financed by:									
Cash to Capital					650	826	500	1,976	1,976
Canada Community-Building Fund		375	1,400					1,400	1,775
External Debt		25	200	300			500	1,000	1,025

CASH FLOW	2025	2026	2027	2028	2029	2030	Beyond 2030	Total
Project Costs ($000's)	375	1,425	200	950	826	500	500	4,776
Financed by:								
Cash to Capital				650	826	500		1,976
Canada Community-Building Fund	375	1,400						1,775
External Debt		25	200	300			500	1,025

NET OPERATING IMPACT ($000's)	2025	2026	2027	2028	2029	2030
Operating costs						
Debt and finance charges		1	12	37	52	52
Transfer to General Capital Fund				650	826	500
Total Direct Costs	-	1	12	687	878	552
Less: Incremental Revenue/Recovery	5	18	7	31	27	16
Net Cost/(Benefit)	(5)	(17)	5	656	851	536
Incremental Full Time Equivalent Positions	-	-	-	-	-	-

Class Estimate: See table below for 2025 class estimate

Strategic Priority Action Plan Theme: None

Project name / description (in priority order)	Service	2025 Class Est	2025	2026	2027	2028	2029	2030	Total
Mobile Column Lifts	Public Transit	3	158						158
Ariel Lift Cargo Van	Public Transit	3	192						192
Diesel Tank Replacement	Public Transit			450					450
Fall Arrest Beam Program	Public Transit			275					275
Air Supply and Compressor Replacement	Public Transit			850					850
Various	Public Transit	N/A **	50	25	300	650	826	1,000	2,851
Total			**400**	**1,600**	**300**	**650**	**826**	**1,000**	**4,776**

Project list and timing is subject to change due to operational requirements and unexpected urgent needs.

The Heavy and Other Equipment Program will replace outdated and aged heavy and other equipment throughout Transit. This will minimize equipment and bus downtime, and ensure services are able to be provided in a timely and efficient manner.

Projects within the program will not proceed until a class 3 estimate is obtained.

* N/A - No amounts have been included in the "Previous Budgets" due to this program's on-going nature.

** N/A as this is a rolling program.

Project Name: **Hoist Replacement at Fort Rouge Garage**

Standing Policy Committee: Public Works

Department: Transit
Project: 4210010425

Service: Public Transit
OurWinnipeg: City Building

AUTHORIZATION	Previous Budgets	2025 Estimate	FORECAST 2026	2027	2028	2029	2030	Five-Year Forecast Total	Six-Year Total
Project Costs ($000's)	N/A *	7,269	3,597	-	-	-	-	3,597	10,866
Financed by:									
Canada Community-Building Fund		3,841	3,472					3,472	7,313
External Debt		150	125					125	275
Transfer from Prior Year Authorization		3,278						-	3,278

CASH FLOW	2025	2026	2027	2028	2029	2030	Beyond 2030	Total
Project Costs ($000's)	7,119	3,622	125	-	-	-	-	10,866
Financed by:								
Canada Community-Building Fund	3,841	3,472						7,313
External Debt		150	125					275
Transfer from Prior Year Authorization	3,278							3,278

NET OPERATING IMPACT ($000's)	2025	2026	2027	2028	2029	2030
Operating costs						
Debt and finance charges		7	21	27	27	27
Transfer to General Capital Fund						
Total Direct Costs	-	7	21	27	27	27
Less: Incremental Revenue/Recovery	102	48	4			
Net Cost/(Benefit)	(102)	(41)	17	27	27	27
Incremental Full Time Equivalent Positions	-	-	-	-	-	-

Class Estimate: See table below for 2025 class estimate

Strategic Priority Action Plan Theme: None

Project name / description (in priority order)	Service	2025 Class Est	2025	2026	2027	2028	2029	2030	Total
Hoist Replacement	Public Transit	3	7,269	3,597					10,866
Total			**7,269**	**3,597**	**-**	**-**	**-**	**-**	**10,866**

Project list and timing is subject to change due to operational requirements and unexpected urgent needs.

Projects within the program will not proceed until a class 3 estimate is obtained.

All 38 in-ground hoists found in the Fort Rouge Garage maintenance shop require replacement due to deterioration and age, inefficient and outdated designs, and to ensure compliance with new hoist codes and standards. Work over the next several years will focus on Phases 3 through 6 of the program.

Funding includes $3.278 million rebudgeted from 2020 and 2022 Hoist Replacement at Fort Rouge Garage (funded by $2.633 million Canada Community - Building Fund and $645,000 in External Debt) - see Appendix D.

* N/A - No amounts have been included in the "Previous Budgets" due to this program's on-going nature.

Project Name: **Winnipeg Transit Master Plan Design and Implementation**

Standing Policy Committee: Public Works

Department: Transit
Project: 4230010625
Service: Public Transit
OurWinnipeg: City Building

AUTHORIZATION	Previous Budgets	2025 Estimate	FORECAST 2026	2027	2028	2029	2030	Five-Year Forecast Total	Six-Year Total
Project Costs ($000's)	N/A *	100	-	150	150	100	-	400	500
Financed by:									
Cash to Capital					150	100		250	250
External Debt		100		150				150	250

CASH FLOW	2025	2026	2027	2028	2029	2030	Beyond 2030	Total
Project Costs ($000's)	-	100	-	300	100	-	-	500
Financed by:								
Cash to Capital				150	100			250
External Debt		100		150				250

NET OPERATING IMPACT ($000's)	2025	2026	2027	2028	2029	2030
Operating costs						
Debt and finance charges		12	24	41	59	59
Transfer to General Capital Fund				150	100	
Total Direct Costs	-	12	24	191	159	59
Less: Incremental Revenue/Recovery		3		10	3	
Net Cost/(Benefit)	-	9	24	181	156	59
Incremental Full Time Equivalent Positions	-	-	-	-	-	-

Class Estimate: Not applicable, as this is a program

Strategic Priority Action Plan Theme: A Green and Growing City with Sustainable Renewal of Infrastructure

SPAP Action Item: 4.4 Accelerate implementation of the Winnipeg Transit Master Plan

Project name / description (in priority order)	Service	2025 Class Est	2025	2026	2027	2028	2029	2030	Total
WTMP Project Management/ Implementation	Public Transit	N/A **	100		150	150	100		500
Total			**100**	**-**	**150**	**150**	**100**	**-**	**500**

Project list and timing is subject to change due to operational requirements and unexpected urgent needs.

Projects within the program will not proceed until a class 3 estimate is obtained.

This program will support the Winnipeg Transit Master Plan's (WTMP) complete redesign of the transit network city-wide and provide both operational and informational technology planning, design and implementation resources as well as site works, construction and minor land acquisitions as required.

Includes 3 temporary capital funded full-time equivalent positions - 1 Software Developer, 1 Scheduler, and 1 Project Manager.

Future operating budget impacts, following project completion, may need to be adjusted.

* N/A - No amounts have been included in the "Previous Budgets" due to this program's ongoing nature.

** N/A as this is a rolling program.

Project Name: **Radios and Intelligent Transportation Systems Replacement**

Standing Policy Committee: Public Works

Department: Transit
Project: 4210001325

Service: Public Transit
OurWinnipeg: City Building

AUTHORIZATION	Previous Budgets	2025 Estimate	FORECAST 2026	2027	2028	2029	2030	Five-Year Forecast Total	Six-Year Total
Project Costs ($000's)	N/A*	266	-	-	-	-	-	-	266
Financed by:									
External Debt		266						-	266

CASH FLOW	2025	2026	2027	2028	2029	2030	Beyond 2030	Total
Project Costs ($000's)	-	266	-	-	-	-	-	266
Financed by:								
External Debt		266						266

NET OPERATING IMPACT ($000's)	2025	2026	2027	2028	2029	2030
Operating costs						
Debt and finance charges		17	35	35	35	35
Transfer to General Capital Fund						
Total Direct Costs	-	17	35	35	35	35
Less: Incremental Revenue/Recovery		9				
Net Cost/(Benefit)	-	8	35	35	35	35
Incremental Full Time Equivalent Positions						

Class Estimate: See table below for 2025 class estimate

Strategic Priority Action Plan Theme: None

Project name / description (in priority order)	Service	2025 Class Est	2025	2026	2027	2028	2029	2030	Total
Project Management, Administration and Miscellaneous	Public Transit	3	266						266
Total			**266**	**-**	**-**	**-**	**-**	**-**	**266**

Project list and timing is subject to change due to operational requirements and unexpected urgent needs.

Projects within the program will not proceed until a class 3 estimate is obtained.

This program will see the replacement of existing bus radio hardware, equipment, and Intelligent Transportation Systems (ITS). The project will include replacement of radios on the entire Transit fleet currently approaching the end of useful life.

Includes ten temporary capital funded full-time equivalent (FTE) positions - six of these are for system development and testing (including one Business Analyst, one Team Leader, one Project Manager, two Software Developers, one ITS Tester), and four FTEs for installation (including three Vehicle Communications Technician and one Bus Electronics Technician). In addition, all Transit Investing in Canada Infrastructure Program (ICIP) projects also share two temporary positions, a Program Manager and a Financial Analyst.

This project has been approved for funding under the Investing in Canada Infrastructure Program (ICIP) for 2024.

Future operating budget impacts, following project completion, may need to be adjusted.

* N/A - No amounts have been included in the "Previous Budgets" due to this program's on-going nature.

Project Name: **North Garage Replacement**

Standing Policy Committee: Public Works

Department: Transit
Project: 4210000424

Service: Public Transit
OurWinnipeg: City Building

AUTHORIZATION	Previous Budgets	2025 Estimate	FORECAST 2026	2027	2028	2029	2030	Five-Year Forecast Total	Six-Year Total
Project Costs ($000's)	197,883	2,183	-	-	-	-	-	-	2,183
Financed by:									
Investing in Canada Infrastructure Program (Federal Government)		806						-	806
Investing in Canada Infrastructure Program (Provincial Government)		672						-	672
External Debt		705						-	705

CASH FLOW	2025	2026	2027	2028	2029	2030	Beyond 2030	Total
Project Costs ($000's)	1,478	705	-	-	-	-	-	2,183
Financed by:								
Investing in Canada Infrastructure Program (Federal Government)	806							806
Investing in Canada Infrastructure Program (Provincial Government)	672							672
External Debt		705						705

NET OPERATING IMPACT ($000's)	2025	2026	2027	2028	2029	2030
Operating costs				4,794	4,902	5,013
Debt and finance charges		6	52	52		
Transfer to General Capital Fund						
Total Direct Costs	-	6	52	4,846	4,902	5,013
Less: Incremental Revenue/Recovery						
Net Cost/(Benefit)	-	6	52	4,846	4,902	5,013
Incremental Full Time Equivalent Positions	-	-	-	30.50	30.50	30.50

Class Estimate: 3

Strategic Priority Action Plan Theme: None

The project will see the replacement of Winnipeg Transit's existing North Garage, currently located at 1520 Main Street, to a new location. The project includes the development of an energy efficient bus storage and maintenance facility with increased bus capacity, designed to facilitate the transition to a zero-emission bus fleet.

On April 29, 2021, Council approved this project be submitted for consideration to the Investing in Canada Infrastructure Program (ICIP) funding. Delivery of the project was contingent on receiving approval under this program. In December 2022, the City received notification that this project was approved for funding under the ICIP.

Includes one temporary capital funded full-time equivalent (FTE) Project Manager position. In addition, all Transit Investing in Canada Infrastructure Program (ICIP) projects share two temporary positions, a Program Manager and a Financial Analyst. This project will also contribute towards the salary, benefits, support and office costs for the Chief Construction Officer.

North Garage Replacement (continued):

Major benefits of replacing the North Garage include:

• Support the transition to a zero-emission bus fleet

• Maintain essential level of service

• Improve bus storage capacity

• Improve health and safety of staff

Significant risks of constructing the project:

• Remediation of the land

• Resource availability

• Change in market conditions

• Funding agreement approvals/delays

Significant risks of not constructing or deferring the project:

• Inability to meet new / updated building regulations

• Inability to maintain essential level of service

• Inability to accommodate future growth

Standard corporate and departmental administrative charges have not been applied to this major capital project.

Operating costs reflect the estimated incremental amounts for the new garage including utilities, building maintenance, and salaries. These amounts have not yet been reviewed by Council and are subject to change during future budget processes.

Future operating budget impacts, following project completion, may need to be adjusted.

Project Name: **Primary Transit Network Infrastructure**

Standing Policy Committee: Public Works

Department: Transit
Project: 4230020125

Service: Public Transit
OurWinnipeg: City Building

AUTHORIZATION	Previous Budgets	2025 Estimate	FORECAST 2026	2027	2028	2029	2030	Five-Year Forecast Total	Six-Year Total
Project Costs ($000's)	N/A*	6,864	13,536	-	-	-	-	13,536	20,400
Financed by:									
Investing in Canada Infrastructure Program (Federal Government)		2,478	4,788					4,788	7,266
Investing in Canada Infrastructure Program (Provincial Government)		2,114	3,990					3,990	6,104
External Debt		2,272	4,758					4,758	7,030

CASH FLOW	2025	2026	2027	2028	2029	2030	Beyond 2030	Total
Project Costs ($000's)	4,592	11,050	4,758	-	-	-	-	20,400
Financed by:								
Investing in Canada Infrastructure Program (Federal Government)	2,478	4,788						7,266
Investing in Canada Infrastructure Program (Provincial Government)	2,114	3,990						6,104
External Debt		2,272	4,758					7,030

NET OPERATING IMPACT ($000's)	2025	2026	2027	2028	2029	2030
Operating costs	192	123	129	132	158	161
Debt and finance charges		100	376	512	512	512
Transfer to General Capital Fund						
Total Direct Costs	192	223	505	644	670	673
Less: Incremental Revenue/Recovery	57	184	155			
Net Cost/(Benefit)	135	39	350	644	670	673
Incremental Full Time Equivalent Positions	1.00	1.50	1.50	2.00	2.00	2.00

Class Estimate: See table below for 2025 class estimate

Strategic Priority Action Plan Theme: A Green and Growing City with Sustainable Renewal of Infrastructure

SPAP Action Item: 4.4 Accelerate implementation of the Winnipeg Transit Master Plan

Primary Transit Network Infrastructure (continued):

Project name / description (in priority order)	Service	2025 Class Est	2025	2026	2027	2028	2029	2030	Total
Major and Minor Stops	Public Transit	5	3,492	7,275					10,767
Bus Loops and Traffic Signals	Public Transit	5	2,052	2,465					4,517
Comfort Stations	Public Transit	5	892	590					1,482
Public Engagement and Marketing	Public Transit	5	427	590					1,017
Active Transportation Pathways	Public Transit			2,615					2,615
Total			**6,864**	**13,536**	**-**	**-**	**-**	**-**	**20,400**

Project list and timing is subject to change due to operational requirements and unexpected urgent needs.

Projects within the program will not proceed until a class 3 estimate is obtained.

The Primary Transit Network Infrastructure program will support the Winnipeg Transit Master Plan complete redesign of the transit network city-wide. In the proposed new transit network, several new routes will require dedicated bus loops, stations, mobility hubs, comfort stations for bus operators, and new traffic signals where buses/ riders will be turning onto or crossing major arterial streets. This program includes public engagement, communications, and marketing to ensure Winnipeg Transit customers and the broader public are aware and can provide input on the proposed changes and their impacts. The program also funds installation and removal of bus stop signs and other similar elements required to transition the city-wide transit network.

Projects within the program include $2.615 million towards active transportation improvements that provide connectivity to transit routes and rapid transit stations and may include phase two of the Northwest Hydro Corridor Active Transportation Project.

Includes one temporary capital funded full-time equivalent Project Manager position. In addition, all Transit Investing in Canada Infrastructure Program (ICIP) projects share two temporary positions, a Program Manager and a Financial Analyst.

Operating costs reflect incremental increase of 1.5 additional operating FTEs to maintain and service the new infrastructure.

On March 20, 2024, Council authorized a first charge of up to $6.864 million in 2024 or prior to the adoption of the 2025 capital budget.

This program has been approved for funding under the Investing in Canada Infrastructure Program.

Future operating budget impacts, following project completion, may need to be adjusted.

* N/A - No amounts have been included in the "Previous Budgets" due to this program's on-going nature.

Project Name: **Rapid Transit (Downtown Corridors) Preliminary Design**

Standing Policy Committee: Public Works

Department: Transit
Project: 4230010725

Service: Public Transit
OurWinnipeg: City Building

AUTHORIZATION	Previous Budgets	2025 Estimate	FORECAST 2026	2027	2028	2029	2030	Five-Year Forecast Total	Six-Year Total
Project Costs ($000's)	-	1,193	5,807	-	-	-	-	5,807	7,000
Financed by:									
Investing in Canada Infrastructure Program (Federal Government)		452	2,208					2,208	2,660
Investing in Canada Infrastructure Program (Provincial Government)		376	1,840					1,840	2,216
External Debt		365	1,759					1,759	2,124

CASH FLOW	2025	2026	2027	2028	2029	2030	Beyond 2030	Total
Project Costs ($000's)	828	4,413	1,759	-	-	-	-	7,000
Financed by:								
Investing in Canada Infrastructure Program (Federal Government)	452	2,208						2,660
Investing in Canada Infrastructure Program (Provincial Government)	376	1,840						2,216
External Debt		365	1,759					2,124

NET OPERATING IMPACT ($000's)	2025	2026	2027	2028	2029	2030
Operating costs						
Debt and finance charges		42	289	500	500	500
Transfer to General Capital Fund						
Total Direct Costs	-	42	289	500	500	500
Less: Incremental Revenue/Recovery	10	62	57			
Net Cost/(Benefit)	(10)	(20)	232	500	500	500
Incremental Full Time Equivalent Positions	-	-	-	-	-	-

Class Estimate: 5

Strategic Priority Action Plan Theme: A Green and Growing City with Sustainable Renewal of Infrastructure

SPAP Action Item: 4.4 Accelerate implementation of the Winnipeg Transit Master Plan

The Winnipeg Transit Master Plan has identified and prioritized the future rapid transit corridors that will support a 25-year vision for Winnipeg Transit. This preliminary design will define the project scope, alignment and a design that will support a class 3 estimate for the proposed downtown corridors.

Includes one temporary capital funded full-time equivalent Project Manager position. In addition, all Transit Investing in Canada Infrastructure Program (ICIP) projects share two temporary positions, a Program Manager and a Financial Analyst.

This project has been approved for funding under the Investing in Canada Infrastructure Program.

Project Name: **Wheelchair Securements Retro-fit**

Standing Policy Committee: Public Works

Department: Transit
Project: 4210001225

Service: Public Transit
OurWinnipeg: City Building

AUTHORIZATION	Previous Budgets	2025 Estimate	FORECAST 2026	2027	2028	2029	2030	Five-Year Forecast Total	Six-Year Total
Project Costs ($000's)	-	9,625	4,125	-	-	-	-	4,125	13,750
Financed by:									
Investing in Canada Infrastructure Program (Federal Government)		3,224	1,382					1,382	4,606
Investing in Canada Infrastructure Program (Provincial Government)		2,687	1,151					1,151	3,838
External Debt		3,714	1,592					1,592	5,306

CASH FLOW	2025	2026	2027	2028	2029	2030	Beyond 2030	Total
Project Costs ($000's)	5,911	6,247	1,592	-	-	-	-	13,750
Financed by:								
Investing in Canada Infrastructure Program (Federal Government)	3,224	1,382						4,606
Investing in Canada Infrastructure Program (Provincial Government)	2,687	1,151						3,838
External Debt		3,714	1,592					5,306

NET OPERATING IMPACT ($000's)	2025	2026	2027	2028	2029	2030
Operating costs				78	80	81
Debt and finance charges		182	446	526	526	526
Transfer to General Capital Fund						
Total Direct Costs	-	182	446	604	606	607
Less: Incremental Revenue/Recovery	74	152	52			
Net Cost/(Benefit)	(74)	30	394	604	606	607
Incremental Full Time Equivalent Positions	-	-	-	-	0.50	0.50

Class Estimate: 3

Strategic Priority Action Plan Theme: None

This project will support the retro-fit of wheelchair securements on existing buses purchased before 2021.

Beginning in 2021, all new buses received will be equipped with wheelchair securements that will meet the Accessibility for Manitobans Act (AMA) regulations. The AMA is proposed provincial legislation which mandates accessibility regulations that are not elective and must be met. The transportation regulations themselves are currently in development, and are expected to be issued soon.

This retrofit project, in addition to making the ride safer for all passengers including the most vulnerable, would allow customers to use both Winnipeg Transit Plus and conventional transit together to complete a trip. This approach is expected to provide more independence and flexibility for customers.

Includes four temporary capital funded full-time equivalent positions including one Project Manager/Coordinator, one Bus Exterior Repairer, one Mechanic Helper, and one Mechanic. In addition, all Transit Investing in Canada Infrastructure Program (ICIP) projects share two temporary positions, a Program Manager and a Financial Analyst.

Wheelchair Securements Retro-fit (continued):

On March 20, 2024, Council authorized a first charge of up to $500,000 in 2024 or prior to the adoption of the 2025 capital budget.

With the adoption of the 2025 Capital Budget, Council authorizes a first charge of up to $4.125 million in 2025 or prior to the adoption of the 2026 capital budget.

Operating costs reflect incremental increase of 0.5 additional operating FTEs to maintain and service the new securements. This amount has not yet been reviewed by Council and is subject to change during future budget processes.

This project has been approved for funding under the Investing in Canada Infrastructure Program.

Future operating budget impacts, following project completion, may need to be adjusted.

Project Name: **Transit Waterline Replacement**

Standing Policy Committee: Public Works

Department: Transit
Project: 4210010326

Service: Public Transit
OurWinnipeg: City Building

AUTHORIZATION	Previous Budgets	2025 Estimate	FORECAST 2026	2027	2028	2029	2030	Five-Year Forecast Total	Six-Year Total
Project Costs ($000's)	-	-	1,540	-	-	-	-	1,540	1,540
Financed by:									
Canada Community-Building Fund			1,490					1,490	1,490
External Debt			50					50	50

CASH FLOW	2025	2026	2027	2028	2029	2030	Beyond 2030	Total
Project Costs ($000's)	-	1,490	50	-	-	-	-	1,540
Financed by:								
Canada Community-Building Fund		1,490						1,490
External Debt			50					50

NET OPERATING IMPACT ($000's)	2025	2026	2027	2028	2029	2030
Operating costs						
Debt and finance charges			1	4	4	4
Transfer to General Capital Fund						
Total Direct Costs	-	-	1	4	4	4
Less: Incremental Revenue/Recovery		19	2			
Net Cost/(Benefit)	-	(19)	(1)	4	4	4
Incremental Full Time Equivalent Positions	-	-	-	-	-	-

Class Estimate: 5

Strategic Priority Action Plan Theme: None

This project is for the replacement of the galvanized domestic water piping throughout the Transit buildings located at 421 Osborne Street.

Future operating budget impacts, following project completion, may need to be adjusted.

Project Name: **Bus Shelters, Stops and On Street Infrastructure Program**

Standing Policy Committee: Public Works

Department: Transit
Project: 4210001525

Service: Public Transit
OurWinnipeg: City Building

AUTHORIZATION	Previous Budgets	2025 Estimate	FORECAST 2026	2027	2028	2029	2030	Five-Year Forecast Total	Six-Year Total
Project Costs ($000's)	-	1,776	-	-	-	-	-	-	1,776
Financed by:									
Transfer from Prior Year Authorization		1,776						-	1,776

CASH FLOW	2025	2026	2027	2028	2029	2030	Beyond 2030	Total
Project Costs ($000's)	1,776	-	-	-	-	-	-	1,776
Financed by:								
Transfer from Prior Year Authorization	1,776							1,776

NET OPERATING IMPACT ($000's)	2025	2026	2027	2028	2029	2030
Operating costs						
Debt and finance charges						
Transfer to General Capital Fund						
Total Direct Costs	-	-	-	-	-	-
Less: Incremental Revenue/Recovery	26					
Net Cost/(Benefit)	(26)	-	-	-	-	-
Incremental Full Time Equivalent Positions	-	-	-	-	-	-

Class Estimate: See table below for 2025 class estimate

Strategic Priority Action Plan Theme: A Green and Growing City with Sustainable Renewal of Infrastructure

SPAP Action Item: 4.4 Accelerate implementation of the Winnipeg Transit Master Plan

Project name / description (in priority order)	Service	2025 Class Est	2025	2026	2027	2028	2029	2030	Total
On-street Transit infrastructure at various locations	Public Transit	5	1,776						1,776
Total			1,776	-	-	-	-	-	1,776

Project list and timing is subject to change due to operational requirements and unexpected urgent needs.

Projects within the program will not proceed until a class 3 estimate is obtained.

This project will include, but is not limited to, upgrade or installation of Transit bus shelters, mobility hubs, comfort stations, stops, and terminals in alignment with the Winnipeg Transit Master Plan as well as accessibility related consulting and design to align the infrastructure with the requirements of the Accessibility for Manitobans Act.

Includes 1 temporary capital funded Project Coordinator full-time equivalent position.

Funding includes $1.776 million rebudgeted from the 2020, 2021 and 2022 Heated Bus Shelter program (funded by $1.5675 million Canada Community - Building Fund and $208,500 in Retained Earnings) - see Appendix D.

Future operating budget impacts, following project completion, may need to be adjusted.

Project Name: **Shoal Lake Aqueduct Renewals (formerly Shoal Lake Aqueduct Condition Assessment and Rehabilitation)**

Standing Policy Committee: Water, Waste and Environment

Department: Water and Waste
Project: 2003000625

Service: Water
OurWinnipeg: Environmental Resilience

AUTHORIZATION	Previous Budgets	2025 Estimate	FORECAST 2026	2027	2028	2029	2030	Five-Year Forecast Total	Six-Year Total
Project Costs ($000's)	N/A *	7,068	-	-	7,134	-	-	7,134	14,202
Financed by:									
Retained Earnings		7,068			7,134			7,134	14,202

CASH FLOW	2025	2026	2027	2028	2029	2030	Beyond 2030	Total
Project Costs ($000's)	2,178	2,509	2,381	2,285	2,352	2,497	-	14,202
Financed by:								
Retained Earnings	2,178	2,509	2,381	2,285	2,352	2,497		14,202

NET OPERATING IMPACT ($000's)	2025	2026	2027	2028	2029	2030
Operating costs						
Debt and finance charges						
Transfer to General Capital Fund						
Total Direct Costs	-	-	-	-	-	-
Less: Incremental Revenue/Recovery						
Net Cost/(Benefit)	-	-	-	-	-	-
Incremental Full Time Equivalent Positions	-	-	-	-	-	-

Class Estimate: See table below for 2025 class estimate

Strategic Priority Action Plan Theme: None

Project name / description (in priority order)	Service	2025 Class Est	2025	2026	2027	2028	2029	2030	Total
Aqueduct Condition Assessment	Water	3	6,803			7,134			13,937
Tree Removal from Mile 38 to Mile 26	Water	3	265						265
Total			**7,068**	**-**	**-**	**7,134**	**-**	**-**	**14,202**

Project list and timing is subject to change due to operational requirements and unexpected urgent needs.

The Shoal Lake Aqueduct (SLA), which has been in continuous service since 1919, delivers water to Winnipeg from Shoal Lake, a distance of 156 kilometers (97 miles).

Funds are for condition assessment and renewal work identified through on-going monitoring and inspection programs. Work identified to date includes renewal of the aqueduct pipe, berm, underdrain system, drainage siphons, select boathouses, overflow structures, bar screens, vent pipes, manholes, culverts, ditches, drainage siphons, and bridging structures as well as vegetation management.

Projects within the program will not proceed until a class 3 estimate is obtained.

The expected life of the assets is 40 years.

* N/A - No amounts have been included in the "Previous Budgets" due to this program's on-going nature.

Project Name: **Shoal Lake Aqueduct Intake Facility Renewals (Formerly Shoal Lake Aqueduct Intake Facility Rehabilitation)**

Standing Policy Committee: Water, Waste and Environment

Department: Water and Waste
Project: 2012000226
Service: Water
OurWinnipeg: Environmental Resilience

AUTHORIZATION	Previous Budgets	2025 Estimate	FORECAST 2026	2027	2028	2029	2030	Five-Year Forecast Total	Six-Year Total
Project Costs ($000's)	N/A *	-	850	4,050	350	970	-	6,220	6,220
Financed by:									
Retained Earnings			850	4,050	350	970		6,220	6,220

CASH FLOW	2025	2026	2027	2028	2029	2030	Beyond 2030	Total
Project Costs ($000's)	-	200	2,400	2,650	400	300	270	6,220
Financed by:								
Retained Earnings		200	2,400	2,650	400	300	270	6,220

NET OPERATING IMPACT ($000's)	2025	2026	2027	2028	2029	2030
Operating costs						
Debt and finance charges						
Transfer to General Capital Fund						
Total Direct Costs	-	-	-	-	-	-
Less: Incremental Revenue/Recovery						
Net Cost/(Benefit)	-	-	-	-	-	-
Incremental Full Time Equivalent Positions	-	-	-	-	-	-

Class Estimate: Not applicable, as this is a program

Strategic Priority Action Plan Theme: None

Project name / description (in priority order)	Service	2025 Class Est	2025	2026	2027	2028	2029	2030	2030
Intake Structure Renewal	Water			850	4,050				4,900
Engine Shed and Siteworks Renewal	Water					350	970		1,320
Total			**-**	**850**	**4,050**	**350**	**970**	**-**	**6,220**

Project list and timing is subject to change due to operational requirements and unexpected urgent needs.

The Shoal Lake Aqueduct, which has been in continuous service since 1919, is the sole water supply infrastructure for the City of Winnipeg. The Shoal Lake Intake Structure is the transition headworks to receive water from Shoal Lake and to control the water flow into the aqueduct. Given the critical nature of the intake structure to the safe operation of the aqueduct and the City's water supply, a condition assessment was undertaken and identified a number of rehabilitation and replacement requirements. This included the replacement and refurbishment of various mechanical components that date back to the original construction, the replacement of the maintenance/ communication facility, as well as renewals to the existing infrastructure. The recommended improvements will be completed in phases on a risk-based priority.

Projects within the program will not proceed until a class 3 estimate is obtained.

The expected life of the assets is 50 years.

* N/A - No amounts have been included in the "Previous Budgets" due to this program's on-going nature.

Project Name: **Branch Aqueduct Renewals (formerly Branch Aqueduct Condition Assessment and Rehabilitation)**

Standing Policy Committee: Water, Waste and Environment

Department: Water and Waste
Project: 2003000525

Service: Water
OurWinnipeg: Environmental Resilience

AUTHORIZATION	Previous Budgets	2025 Estimate	FORECAST 2026	2027	2028	2029	2030	Five-Year Forecast Total	Six-Year Total
Project Costs ($000's)	N/A *	2,800	4,700	1,500	-	-	1,000	7,200	10,000
Financed by:									
Retained Earnings		2,800	4,700	1,500			1,000	7,200	10,000

CASH FLOW	2025	2026	2027	2028	2029	2030	Beyond 2030	Total
Project Costs ($000's)	600	4,867	1,855	215	222	1,235	1,006	10,000
Financed by:								
Retained Earnings	600	4,867	1,855	215	222	1,235	1,006	10,000

NET OPERATING IMPACT ($000's)	2025	2026	2027	2028	2029	2030
Operating costs						
Debt and finance charges						
Transfer to General Capital Fund						
Total Direct Costs	-	-	-	-	-	-
Less: Incremental Revenue/Recovery						
Net Cost/(Benefit)	-	-	-	-	-	-
Incremental Full Time Equivalent Positions	-	-	-	-	-	-

Class Estimate: See table below for 2025 class estimate

Strategic Priority Action Plan Theme: None

Project name / description (in priority order)	Service	2025 Class Est	2025	2026	2027	2028	2029	2030	Total
Branch 1 Aqueduct Condition Assessment	Water	4	2,200						2,200
Branch 1 Aqueduct Underdrain Renewals	Water	3	600	4,700					5,300
Branch 1 Aqueduct Renewals	Water				1,275				1,275
Branch 1 Aqueduct Underdrain Re-Inspect	Water				225				225
Branch 1 Aqueduct Underdrain Renewals	Water							1,000	1,000
Total			**2,800**	**4,700**	**1,500**	**-**	**-**	**1,000**	**10,000**

Project list and timing is subject to change due to operational requirements and unexpected urgent needs.

The Branch I and II Aqueducts, along with the Branch Interconnection Aqueduct are specialized pipes which are unique in size, materials, construction techniques and failure modes. The Branch I Aqueduct was installed between 1914 to 1918 and the Branch II and Interconnection Aqueducts were installed between 1959 and 1963. All of these require specialized inspection, testing, and maintenance to preserve the asset.

Funds are for the condition assessment and renewal of the Branch Aqueducts, interconnection, and associated ancillaries.

Projects within the program will not proceed until a class 3 estimate is obtained.

The expected life of the assets is 40 years.

* N/A - No amounts have been included in the "Previous Budgets" due to this program's on-going nature.

Project Name: **Regulatory Assessment of Water System Infrastructure and Supply Sources**

Standing Policy Committee: Water, Waste and Environment

Department: Water and Waste
Project: 2001000726

Service: Water
OurWinnipeg: Environmental Resilience

AUTHORIZATION	Previous Budgets	2025 Estimate	FORECAST 2026	2027	2028	2029	2030	Five-Year Forecast Total	Six-Year Total
Project Costs ($000's)	575	-	250	-	-	-	-	250	250
Financed by:									
Retained Earnings			250					250	250

CASH FLOW	2025	2026	2027	2028	2029	2030	Beyond 2030	Total
Project Costs ($000's)	-	250	-	-	-	-	-	250
Financed by:								
Retained Earnings		250						250

NET OPERATING IMPACT ($000's)	2025	2026	2027	2028	2029	2030
Operating costs						
Debt and finance charges						
Transfer to General Capital Fund						
Total Direct Costs	-	-	-	-	-	-
Less: Incremental Revenue/Recovery						
Net Cost/(Benefit)	-	-	-	-	-	-
Incremental Full Time Equivalent Positions	-	-	-	-	-	-

Class Estimate: 3

Strategic Priority Action Plan Theme: None

A drinking water system infrastructure assessment is required under the Provincial Drinking Water Safety Act. The objective of the report is to carry out an onsite evaluation to identify, analyze, and mitigate any potential adverse health risks and environmental impacts associated with the water system in a "source to tap" methodology. This work will also determine whether the water system's source, facilities, equipment, and operations are effective in producing safe drinking water, and meet current regulations.

Infrastructure assessment reports are required on a five-year reporting frequency.

Project Name: **Deacon Reservoir Cell Renewal (formerly Deacon Reservoir Cell Rehabilitation)**

Standing Policy Committee: Water, Waste and Environment

Department: Water and Waste
Project: 2011000126

Service: Water
OurWinnipeg: Environmental Resilience

AUTHORIZATION	Previous Budgets	2025 Estimate	FORECAST 2026	2027	2028	2029	2030	Five-Year Forecast Total	Six-Year Total
Project Costs ($000's)	-	-	100	-	-	-	-	100	100
Financed by:									
Retained Earnings			100					100	100

CASH FLOW	2025	2026	2027	2028	2029	2030	Beyond 2030	Total
Project Costs ($000's)	-	100	-	-	-	-	-	100
Financed by:								
Retained Earnings		100						100

NET OPERATING IMPACT ($000's)	2025	2026	2027	2028	2029	2030
Operating costs						
Debt and finance charges						
Transfer to General Capital Fund						
Total Direct Costs	-	-	-	-	-	-
Less: Incremental Revenue/Recovery						
Net Cost/(Benefit)	-	-	-	-	-	-
Incremental Full Time Equivalent Positions	-	-	-	-	-	-

Class Estimate: 5

Strategic Priority Action Plan Theme: None

The Deacon Reservoir is used to supplement the City's water supply when the daily demand exceeds the capacity of the Shoal Lake Aqueduct and to provide water during Shoal Lake Aqueduct shutdowns. A topographic survey of the top of the reservoir dikes found some top of dike elevations that were substantially lower than design elevations. Geotechnical testing was completed and found that the dike fill remains well compacted and consolidation of the soils below the dikes is ongoing but is slowing over time. Based on existing water demands and the operational strategy of the reservoir, consolidation will continue to be monitored through dike surveys and any dike raises will be deferred until water demands increase.

Preliminary design work will provide a class 3 estimate prior to construction.

The expected life of this asset is 50 years.

Project Name: **Discharge Meter Renewals at the In-town Pumping Stations (formerly Discharge Meter Upgrades at the In-town Pumping Stations)**

Standing Policy Committee: Water, Waste and Environment

Department: Water and Waste
Project: 2005001625

Service: Water
OurWinnipeg: Environmental Resilience

AUTHORIZATION	Previous Budgets	2025 Estimate	FORECAST 2026	2027	2028	2029	2030	Five-Year Forecast Total	Six-Year Total
Project Costs ($000's)	2,850	212	-	-	-	-	-	-	212
Financed by:									
Retained Earnings		212						-	212

CASH FLOW	2025	2026	2027	2028	2029	2030	Beyond 2030	Total
Project Costs ($000's)	212	-	-	-	-	-	-	212
Financed by:								
Retained Earnings	212							212

NET OPERATING IMPACT ($000's)	2025	2026	2027	2028	2029	2030
Operating costs						
Debt and finance charges						
Transfer to General Capital Fund						
Total Direct Costs	-	-	-	-	-	-
Less: Incremental Revenue/Recovery						
Net Cost/(Benefit)	-	-	-	-	-	-
Incremental Full Time Equivalent Positions	-	-	-	-	-	-

Class Estimate: 3

Strategic Priority Action Plan Theme: None

The in-town pumping stations supply 100% of the City's daily water use. Accurate flow measurement of water leaving the pumping stations is critical to the operation of the water distribution system. Due to age and lack of hardware support, the accuracy of the existing meters is not within an acceptable range.

Funds will replace the meters and provide a means of secondary measurement.

The expected life of this asset is 25 years.

Project Name: **Pumping Stations Reliability (formerly Pumping Stations Reliability Upgrades)**

Standing Policy Committee: Water, Waste and Environment

Department: Water and Waste
Project: 2005000327

Service: Water
OurWinnipeg: Environmental Resilience

AUTHORIZATION	Previous Budgets	2025 Estimate	FORECAST 2026	2027	2028	2029	2030	Five-Year Forecast Total	Six-Year Total
Project Costs ($000's)	6,291	-	-	500	-	2,000	2,000	4,500	4,500
Financed by:									
Retained Earnings				500		2,000	2,000	4,500	4,500

CASH FLOW	2025	2026	2027	2028	2029	2030	Beyond 2030	Total
Project Costs ($000's)	-	-	500	-	2,000	2,000	-	4,500
Financed by:								
Retained Earnings			500		2,000	2,000		4,500

NET OPERATING IMPACT ($000's)	2025	2026	2027	2028	2029	2030
Operating costs						
Debt and finance charges						
Transfer to General Capital Fund						
Total Direct Costs	-	-	-	-	-	-
Less: Incremental Revenue/Recovery						
Net Cost/(Benefit)	-	-	-	-	-	-
Incremental Full Time Equivalent Positions	-	-	-	-	-	-

Class Estimate: See table below

Strategic Priority Action Plan Theme: None

	2025	2026	2027	2028	2029	2030
Class Estimate			**5**		**5**	**5**
Authorization (000's)						
Detailed Design and Construction			500		2,000	2,000

The McPhillips, Hurst, and MacLean Regional Pumping Stations and the Deacon and Tache Booster Pumping Stations are used to distribute potable water throughout Winnipeg. Power quality benchmark testing has found that the electric motors used to distribute potable water from the McPhillips Regional Pumping Station are causing an unacceptable temporary voltage drop upon motor start-up. Preliminary design will be undertaken to determine the options available to limit voltage drop and may identify power quality requirements at other water pumping stations.

A pump asset condition assessment will also be undertaken to identify renewal requirements at the water pumping stations. A renewal prioritization schedule will be developed.

The estimated life of these assets are from 40 to 60 years.

Project Name: **Water Treatment Plant Asset Refurbishment and Replacement Program**

Standing Policy Committee: Water, Waste and Environment

Department: Water and Waste
Project: 2002500825
Service: Water
OurWinnipeg: Environmental Resilience

AUTHORIZATION	Previous Budgets	2025 Estimate	FORECAST 2026	2027	2028	2029	2030	Five-Year Forecast Total	Six-Year Total
Project Costs ($000's)	N/A *	14,500	-	-	1,400	13,900	-	15,300	29,800
Financed by:									
Retained Earnings		14,500			1,400	13,900		15,300	29,800

CASH FLOW	2025	2026	2027	2028	2029	2030	Beyond 2030	Total
Project Costs ($000's)	2,692	4,748	4,832	3,343	2,672	2,752	8,761	29,800
Financed by:								
Retained Earnings	2,692	4,748	4,832	3,343	2,672	2,752	8,761	29,800

NET OPERATING IMPACT ($000's)	2025	2026	2027	2028	2029	2030
Operating costs						
Debt and finance charges						
Transfer to General Capital Fund						
Total Direct Costs	-	-	-	-	-	-
Less: Incremental Revenue/Recovery						
Net Cost/(Benefit)	-	-	-	-	-	-
Incremental Full Time Equivalent Positions	-	-	-	-	-	-

Class Estimate: See table below for 2025 class estimate

Strategic Priority Action Plan Theme: None

Project name / description (in priority order)	Service	2025 Class Est	2025	2026	2027	2028	2029	2030	Total
Concrete Rehabilitation	Water	4	14,408			1,400	13,900		29,708
Sodium Hypochlorite Generation preliminary design	Water	5	92						92
Total			**14,500**	**-**	**-**	**1,400**	**13,900**	**-**	**29,800**

Project list and timing is subject to change due to operational requirements and unexpected urgent needs.

The Winnipeg Drinking Water Treatment Plant provides treated drinking water to the City of Winnipeg. The continued upkeep and maintenance of the Water Treatment Plant's assets is required to ensure a continuous supply of water. An asset refurbishment and replacement plan has been developed to address asset lifecycle issues at the Water Treatment Plant as they arise.

Condition assessment of the Water Treatment Plant assets is ongoing and the asset refurbishment and replacement program will address items as they are identified and prioritized.

Projects within the program will not proceed until a class 3 estimate is obtained.

The estimated life of a rehabilitated asset ranges from 20 to 80 years, depending on asset type, condition, and the rehabilitation method used.

* N/A - No amounts have been included in the "Previous Budgets" due to this program's on-going nature.

Project Name: **Water Supply, Treatment, and Distribution Electrical Renewals (formerly Water Supply, Treatment, and Distribution Electrical Upgrades)**

Standing Policy Committee: Water, Waste and Environment

Department: Water and Waste
Project: 2001003627
Service: Water
OurWinnipeg: Environmental Resilience

AUTHORIZATION	Previous Budgets	2025 Estimate	FORECAST 2026	2027	2028	2029	2030	Five-Year Forecast Total	Six-Year Total
Project Costs ($000's)	N/A *	-	-	3,300	-	-	3,000	6,300	6,300
Financed by:									
Retained Earnings				3,300			3,000	6,300	6,300

CASH FLOW	2025	2026	2027	2028	2029	2030	Beyond 2030	Total
Project Costs ($000's)	-	-	1,782	1,518	-	3,000	-	6,300
Financed by:								
Retained Earnings			1,782	1,518		3,000		6,300

NET OPERATING IMPACT ($000's)	2025	2026	2027	2028	2029	2030
Operating costs						
Debt and finance charges						
Transfer to General Capital Fund						
Total Direct Costs	-	-	-	-	-	-
Less: Incremental Revenue/Recovery						
Net Cost/(Benefit)	-	-	-	-	-	-
Incremental Full Time Equivalent Positions	-	-	-	-	-	-

Class Estimate: Not applicable, as this is a program

Strategic Priority Action Plan Theme: None

Project name / description (in priority order)	Service	2025 Class Est	2025	2026	2027	2028	2029	2030	Total
Relay Replacements	Water				1,660				1,660
Electrical Inspections	Water				1,345				1,345
WTP Harmonics Review	Water				75				75
WTP Grounding Study	Water				180				180
Plinguet Breaker Coordination Study	Water				40				40
Renewals to be determined	Water							3,000	3,000
Total			-	-	**3,300**	-	-	**3,000**	**6,300**

Project list and timing is subject to change due to operational requirements and unexpected urgent needs.

Maintaining the condition and performance of electrical equipment is vital to the safe and continuous supply, treatment, and distribution of drinking water for the City of Winnipeg. Electrical inspections will be undertaken in a phased approach at the City's various water facilities to test and assess the condition and performance of critical electrical equipment. Renewals are required to maintain reliable operation.

Power quality monitoring at the Winnipeg Drinking Water Treatment Plant (WTP) has also identified the need for a comprehensive grounding study for the facility and items that could lead to equipment issues. An investigation and recommendations for mitigation strategies will be undertaken.

Projects within the program will not proceed until a class 3 estimate is obtained.

The expected life of the assets is 40 years.

* N/A - No amounts have been included in the "Previous Budgets" due to this program's on-going nature.

Project Name: **Greater Winnipeg Water District Railway Renewals (formerly Greater Winnipeg Water District Railway Capital Upgrades)**

Standing Policy Committee: Water, Waste and Environment

Department: Water and Waste
Project: 2006000525
Service: Water
OurWinnipeg: Environmental Resilience

AUTHORIZATION	Previous Budgets	2025 Estimate	FORECAST 2026	2027	2028	2029	2030	Five-Year Forecast Total	Six-Year Total
Project Costs ($000's)	N/A*	3,636	-	-	-	-	-	-	3,636
Financed by:									
Retained Earnings		3,636							3,636

CASH FLOW	2025	2026	2027	2028	2029	2030	Beyond 2030	Total
Project Costs ($000's)	3,046	590	-	-	-	-	-	3,636
Financed by:								
Retained Earnings	3,046	590						3,636

NET OPERATING IMPACT ($000's)	2025	2026	2027	2028	2029	2030
Operating costs						
Debt and finance charges						
Transfer to General Capital Fund						
Total Direct Costs	-	-	-	-	-	-
Less: Incremental Revenue/Recovery						
Net Cost/(Benefit)	-	-	-	-	-	-
Incremental Full Time Equivalent Positions	-	-	-	-	-	-

Class Estimate: See table below for 2025 class estimate

Strategic Priority Action Plan Theme: None

Project name / description (in priority order)	Service	2025 Class Est	2025	2026	2027	2028	2029	2030	Total
Mile 41.3 Bridge Replacement	Water	3	2,744						2,744
Mile 12.5 Bridge Rehabilitation	Water	3	892						892
Total			**3,636**	**-**	**-**	**-**	**-**	**-**	**3,636**

Project list and timing is subject to change due to operational requirements and unexpected urgent needs.

The Greater Winnipeg Water District (GWWD) Railway line, which parallels the Shoal Lake Aqueduct from Winnipeg to Shoal Lake, provides access for maintenance of the Aqueduct along its entire length. It also allows for delivery of vital goods and services to the Shoal Lake Aqueduct Intake Facility and the Winnipeg Drinking Water Treatment Plant that protect the quality and safety of the City's water supply. Renewals of the railway and associated appurtenances are required to ensure reliable operation.

Projects within the program will not proceed until a class 3 estimate is obtained.

The expected life of this asset is 50 years.

* N/A - No amounts have been included in the "Previous Budgets" due to this program's on-going nature.

Project Name: **HVAC Renewals at Pumping Stations (formerly HVAC Upgrades at Pumping Stations)**

Standing Policy Committee: Water, Waste and Environment

Department: Water and Waste
Project: 2005001428

Service: Water
OurWinnipeg: Environmental Resilience

AUTHORIZATION	Previous Budgets	2025 Estimate	FORECAST 2026	2027	2028	2029	2030	Five-Year Forecast Total	Six-Year Total
Project Costs ($000's)	N/A *	-	-	-	1,850	-	-	1,850	1,850
Financed by:									
Retained Earnings					1,850			1,850	1,850

CASH FLOW	2025	2026	2027	2028	2029	2030	Beyond 2030	Total
Project Costs ($000's)	-	-	-	1,850	-	-	-	1,850
Financed by:								
Retained Earnings				1,850				1,850

NET OPERATING IMPACT ($000's)	2025	2026	2027	2028	2029	2030
Operating costs						
Debt and finance charges						
Transfer to General Capital Fund						
Total Direct Costs	-	-	-	-	-	-
Less: Incremental Revenue/Recovery						
Net Cost/(Benefit)	-	-	-	-	-	-
Incremental Full Time Equivalent Positions	-	-	-	-	-	-

Class Estimate: Not applicable, as this is a program

Strategic Priority Action Plan Theme: None

Project name / description (in priority order)	Service	2025 Class Est	2025	2026	2027	2028	2029	2030	Total
DBPS Pump Drive Replacement	Water					1,850			1,850
Total			-	-	-	**1,850**	-	-	**1,850**

Project list and timing is subject to change due to operational requirements and unexpected urgent needs.

The City's Regional Water Distribution System consists of three regional pumping stations (MacLean, McPhillips, and Hurst) and two booster pumping stations (Deacon Booster Pumping Station (DBPS) and Tache Booster Pumping Station). These pumping stations are critical infrastructure for the City and failure of any of the systems at these facilities has the potential to disrupt the City's residential, commercial, industrial, and fire protection water supplies. Renewals are required to ensure reliable operation.

Projects within the program will not proceed until a class 3 estimate is obtained.

The estimated life of the assets is 20 years.

* N/A - No amounts have been included in the "Previous Budgets" due to this program's on-going nature.

Project Name: **Tache Booster Pumping Station**

Standing Policy Committee: Water, Waste and Environment

Department: Water and Waste
Project: 2005000625

Service: Water
OurWinnipeg: Environmental Resilience

AUTHORIZATION	Previous Budgets	2025 Estimate	FORECAST 2026	2027	2028	2029	2030	Five-Year Forecast Total	Six-Year Total
Project Costs ($000's)	3,279	450	-	-	-	-	-	-	450
Financed by:									
Retained Earnings		450							450

CASH FLOW	2025	2026	2027	2028	2029	2030	Beyond 2030	Total
Project Costs ($000's)	386	64	-	-	-	-	-	450
Financed by:								
Retained Earnings	386	64						450

NET OPERATING IMPACT ($000's)	2025	2026	2027	2028	2029	2030
Operating costs						
Debt and finance charges						
Transfer to General Capital Fund						
Total Direct Costs	-	-	-	-	-	-
Less: Incremental Revenue/Recovery						
Net Cost/(Benefit)	-	-	-	-	-	-
Incremental Full Time Equivalent Positions	-	-	-	-	-	-

Class Estimate: 3

Strategic Priority Action Plan Theme: None

The Tache Booster Pumping Station, on the Branch 1 Aqueduct, was constructed in 1950 in order to develop the full capacity of the aqueduct. A study in 2017 identified a number of required upgrades to the pumping station and the aqueduct surge tower adjacent to the station. The work includes upgrading the station's electrical, heating and ventilation systems, upgrading the foundation and roof structures, and upgrading and reconfiguring the valve and piping system between the pumping station and the surge tower. Also, aesthetic, security fencing, and landscaping upgrades to the site and facilities will be undertaken to integrate with the proposed residential redevelopment of the surrounding area.

The expected life of the structural upgrades are 50 years and the expected life of the electrical and mechanical components are 25 years.

Project Name: **Pumping Stations and Reservoirs Renewals (formerly Pumping Stations and Reservoirs Structural Upgrades)**

Standing Policy Committee: Water, Waste and Environment

Department: Water and Waste
Project: 2005001229
Service: Water
OurWinnipeg: Environmental Resilience

AUTHORIZATION	Previous Budgets	2025 Estimate	FORECAST 2026	2027	2028	2029	2030	Five-Year Forecast Total	Six-Year Total
Project Costs ($000's)	N/A *	-	-	-	-	1,198	9,917	11,115	11,115
Financed by:									
Retained Earnings						1,198	9,917	11,115	11,115

CASH FLOW	2025	2026	2027	2028	2029	2030	Beyond 2030	Total
Project Costs ($000's)	-	-	-	-	480	2,715	7,920	11,115
Financed by:								
Retained Earnings					480	2,715	7,920	11,115

NET OPERATING IMPACT ($000's)	2025	2026	2027	2028	2029	2030
Operating costs						
Debt and finance charges						
Transfer to General Capital Fund						
Total Direct Costs	-	-	-	-	-	-
Less: Incremental Revenue/Recovery						
Net Cost/(Benefit)	-	-	-	-	-	-
Incremental Full Time Equivalent Positions	-	-	-	-	-	-

Class Estimate: Not applicable, as this is a program

Strategic Priority Action Plan Theme: None

Project name / description (in priority order)	Service	2025 Class Est	2025	2026	2027	2028	2029	2030	Total
McPhillips Reservoir Rehabilitation	Water						1,198	9,917	11,115
Total			-	-	-	-	**1,198**	**9,917**	**11,115**

Project list and timing is subject to change due to operational requirements and unexpected urgent needs.

The McPhillips, Wilkes, and MacLean reservoirs provide storage to meet daily water demands. The McPhillips, Hurst, and MacLean pumping stations provide final pumping to deliver water. The pumping stations and reservoirs have been in service since the early 1960s. Renewals will ensure reliable operation of these facilities.

Condition assessments will identify future renewal needs and funding required.

Projects within the program will not proceed until a class 3 estimate is obtained.

The expected life of these assets is 50 years.

* N/A - No amounts have been included in the "Previous Budgets" due to this program's on-going nature.

Project Name: **Waterworks System Security Renewals (formerly Waterworks System Security Upgrades)**

Standing Policy Committee: Water, Waste and Environment

Department: Water and Waste
Project: 2001001525

Service: Water
OurWinnipeg: Leadership and Good Governance

AUTHORIZATION	Previous Budgets	2025 Estimate	FORECAST 2026	2027	2028	2029	2030	Five-Year Forecast Total	Six-Year Total
Project Costs ($000's)	N/A *	5,857	313	-	-	-	-	313	6,170
Financed by:									
Retained Earnings		5,857	313					313	6,170

CASH FLOW	2025	2026	2027	2028	2029	2030	Beyond 2030	Total
Project Costs ($000's)	3,001	3,169	-	-	-	-	-	6,170
Financed by:								
Retained Earnings	3,001	3,169						6,170

NET OPERATING IMPACT ($000's)	2025	2026	2027	2028	2029	2030
Operating costs						
Debt and finance charges						
Transfer to General Capital Fund						
Total Direct Costs	-	-	-	-	-	-
Less: Incremental Revenue/Recovery						
Net Cost/(Benefit)	-	-	-	-	-	-
Incremental Full Time Equivalent Positions	-	-	-	-	-	-

Class Estimate: See table below for 2025 class estimate

Strategic Priority Action Plan Theme: None

Project name / description (in priority order)	Service	2025 Class Est	2025	2026	2027	2028	2029	2030	Total
Aqueduct Radio Renewal	Water	3	5,631						5,631
Miscellaneous Security	Water	3	226	313					539
Total			**5,857**	**313**	**-**	**-**	**-**	**-**	**6,170**

Project list and timing is subject to change due to operational requirements and unexpected urgent needs.

Radio equipment provides communications, remote facility monitoring and data transmission between the Water Treatment Plant and Shoal Lake Intake Facility. The existing equipment requires replacement to maintain reliable operation.

Additional security system items have been identified and will be addressed with this program.

Projects within the program will not proceed until a class 3 estimate is obtained.

* N/A - No amounts have been included in the "Previous Budgets" due to this program's on-going nature.

Project Name: **Water Treatment Plant Force Main Reliability**

Standing Policy Committee: Water, Waste and Environment

Department: Water and Waste
Project: 2002500929

Service: Water
OurWinnipeg: Environmental Resilience

AUTHORIZATION	Previous Budgets	2025 Estimate	FORECAST 2026	2027	2028	2029	2030	Five-Year Forecast Total	Six-Year Total
Project Costs ($000's)	-	-	-	-	-	2,300	-	2,300	2,300
Financed by:									
Retained Earnings						2,300		2,300	2,300

CASH FLOW	2025	2026	2027	2028	2029	2030	Beyond 2030	Total
Project Costs ($000's)	-	-	-	-	2,300	-	-	2,300
Financed by:								
Retained Earnings					2,300			2,300

NET OPERATING IMPACT ($000's)	2025	2026	2027	2028	2029	2030
Operating costs						
Debt and finance charges						
Transfer to General Capital Fund						
Total Direct Costs	-	-	-	-	-	-
Less: Incremental Revenue/Recovery						
Net Cost/(Benefit)	-	-	-	-	-	-
Incremental Full Time Equivalent Positions	-	-	-	-	-	-

Class Estimate: 5

Strategic Priority Action Plan Theme: None

Process wastewater from the Winnipeg Drinking Water Treatment Plant (WTP) is conveyed through a single force main from the WTP to the wastewater interceptor at Dugald Road. This force main has been identified as a single point of failure and is critical to the operation of the WTP. A full or partial blockage of the force main could impact the WTP's ability to produce drinking water for the City.

This project includes preliminary design, detailed design, contract administration, and construction to maintain the reliable operation of the WTP force main.

The expected life of the assets is 40 years.

Project Name: **Feeder Main Renewals (formerly Feeder Main Condition Assessment and Rehabilitation)**

Standing Policy Committee: Water, Waste and Environment

Department: Water and Waste
Project: 2004000725

Service: Water
OurWinnipeg: Environmental Resilience

AUTHORIZATION	Previous Budgets	2025 Estimate	FORECAST 2026	2027	2028	2029	2030	Five-Year Forecast Total	Six-Year Total
Project Costs ($000's)	N/A *	3,694	634	274	250	211	467	1,836	5,530
Financed by:									
Retained Earnings		3,694	634	274	250	211	467	1,836	5,530

CASH FLOW	2025	2026	2027	2028	2029	2030	Beyond 2030	Total
Project Costs ($000's)	3,694	634	274	250	211	467	-	5,530
Financed by:								
Retained Earnings	3,694	634	274	250	211	467		5,530

NET OPERATING IMPACT ($000's)	2025	2026	2027	2028	2029	2030
Operating costs						
Debt and finance charges						
Transfer to General Capital Fund						
Total Direct Costs	-	-	-	-	-	-
Less: Incremental Revenue/Recovery						
Net Cost/(Benefit)	-	-	-	-	-	-
Incremental Full Time Equivalent Positions	-	-	-	-	-	-

Class Estimate: See table below for 2025 class estimate

Strategic Priority Action Plan Theme: None

Project name / description (in priority order)	Service	2025 Class Est	2025	2026	2027	2028	2029	2030	Total
High Risk River Crossing Condition Assessment	Water	3	1,400						1,400
Goulet-Doucet Feeder Main Renewal	Water	3	650						650
Riverbank Stabilization	Water	3	750						750
Valve and Chamber Renewals	Water	3	194	384	274		211	217	1,280
Condition Assessment	Water	3	700	250		250		250	1,450
Total			**3,694**	**634**	**274**	**250**	**211**	**467**	**5,530**

Project list and timing is subject to change due to operational requirements and unexpected urgent needs.

Projects within the program will not proceed until a class 3 estimate is obtained.

Feeder mains are specialized large diameter pipes used to convey drinking water throughout the City. The majority of feeder mains were installed in the 1960s and require inspection, testing, and maintenance to preserve the asset. Funds are for condition assessment and rehabilitation work, including structural assessments, inspections, purchase of testing equipment, replacement of valves and related components, structural repairs, valve chamber rehabilitation, and restoration works.

Condition assessments of the feeder mains are ongoing and the feeder main condition assessment and rehabilitation program will address items as they are identified and prioritized.

The estimated life of a rehabilitated asset ranges from 20 to 80 years, depending on asset type, condition, and the rehabilitation method used.

* N/A - No amounts have been included in the "Previous Budgets" due to this program's on-going nature.

Project Name: **Water Meter Renewals**

Standing Policy Committee: Water, Waste and Environment

Department: Water and Waste
Project: 2001003424

Service: Water
OurWinnipeg: Leadership and Good Governance

AUTHORIZATION	Previous Budgets	2025 Estimate	FORECAST 2026	2027	2028	2029	2030	Five-Year Forecast Total	Six-Year Total
Project Costs ($000's)	2,450	66,496	17,322	18,455	16,598	12,819	1,310	66,504	133,000
Financed by:									
Water Meter Renewal Reserve		66,496	17,322	18,455	16,598	12,819	1,310	66,504	133,000

CASH FLOW	2025	2026	2027	2028	2029	2030	Beyond 2030	Total
Project Costs ($000's)	2,050	10,250	19,500	43,600	45,000	12,600	-	133,000
Financed by:								
Water Meter Renewal Reserve	2,050	10,250	19,500	43,600	45,000	12,600		133,000

NET OPERATING IMPACT ($000's)	2025	2026	2027	2028	2029	2030
Operating costs						
Debt and finance charges						
Transfer to General Capital Fund						
Total Direct Costs	-	-	-	-	-	-
Less: Incremental Revenue/Recovery						
Net Cost/(Benefit)	-	-	-	-	-	-
Incremental Full Time Equivalent Positions	-	-	-	-	-	-

Class Estimate: 3

Strategic Priority Action Plan Theme: None

The majority of the City's inventory of water meters are at end of life. This project is to replace existing water meters and transition to an advanced metering system to transmit water consumption data through remote meter reading. The new metering system will enable operational efficiencies and provide enhancements to customer service.

Funding in previous years was used to review current water meter operations and validate the best current replacement technology.

This project may include a maximum of 19 temporary capital funded full-time equivalent.

The estimated life of a water meter is 15 years.

Project Name: **Water Main Renewals**

Standing Policy Committee: Water, Waste and Environment

Department: Water and Waste
Project: 2013100125

Service: Water
OurWinnipeg: Environmental Resilience

AUTHORIZATION	Previous Budgets	2025 Estimate	FORECAST 2026	2027	2028	2029	2030	Five-Year Forecast Total	Six-Year Total
Project Costs ($000's)	N/A *	21,000	21,750	22,750	24,500	24,750	26,000	119,750	140,750
Financed by:									
Water Main Renewal Reserve		21,000	21,750	22,750	24,500	24,750	26,000	119,750	140,750

CASH FLOW	2025	2026	2027	2028	2029	2030	Beyond 2030	Total
Project Costs ($000's)	21,000	21,750	22,750	24,500	24,750	26,000	-	140,750
Financed by:								
Water Main Renewal Reserve	21,000	21,750	22,750	24,500	24,750	26,000		140,750

NET OPERATING IMPACT ($000's)	2025	2026	2027	2028	2029	2030
Operating costs						
Debt and finance charges						
Transfer to General Capital Fund						
Total Direct Costs	-	-	-	-	-	-
Less: Incremental Revenue/Recovery						
Net Cost/(Benefit)	-	-	-	-	-	-
Incremental Full Time Equivalent Positions	-	-	-	-	-	-

Class Estimate: Not applicable, as this is a program

Strategic Priority Action Plan Theme: None

Project name / description (in priority order)	Service	2025 Class Est	2025	2026	2027	2028	2029	2030	Total
Water Main Renewal Projects	Water	N/A**	16,000	16,750	17,500	18,500	18,750	19,500	107,000
Public Works Renewal Projects	Water	N/A**	5,000	5,000	5,250	6,000	6,000	6,500	33,750
Total			**21,000**	**21,750**	**22,750**	**24,500**	**24,750**	**26,000**	**140,750**

Project list and timing is subject to change due to operational requirements and unexpected urgent needs.

This is a continuing program to renew deteriorating water main infrastructure. Funding is used for water main renewal, cathodic protection, valve and hydrant renewal, water system studies, assessments and replacement of problem water services within the City right-of-way, and hydraulic improvements for fire protection purposes. Funding is also used for integrated right-of-way renewal programs coordinated with the Public Works Department.

Funds will also be utilized to manage the water infrastructure asset register, and ongoing operating costs associated with software licensing and maintenance have been included in the operating budget.

Projects within the program will not proceed until a class 3 estimate is obtained.

The expected remaining life of each rehabilitated water main ranges from 20 to 80 years, depending on the rehabilitation technology and the asset condition.

* N/A - No amounts have been included in the "Previous Budgets" due to this program's on-going nature.

** N/A - as this is a rolling program.

Project Name: **Process Control System Renewal (formerly Process Control System Master Plan and Upgrade)**

Standing Policy Committee: Water, Waste and Environment

Department: Water and Waste
Project: 2040000625

Service: Wastewater
OurWinnipeg: Environmental Resilience

AUTHORIZATION	Previous Budgets	2025 Estimate	FORECAST 2026	2027	2028	2029	2030	Five-Year Forecast Total	Six-Year Total
Project Costs ($000's)	N/A *	535	750	113	13,387	-	-	14,250	14,785
Financed by:									
Retained Earnings		535	750	113	13,387			14,250	14,785

CASH FLOW	2025	2026	2027	2028	2029	2030	Beyond 2030	Total
Project Costs ($000's)	535	750	113	3,387	10,000	-	-	14,785
Financed by:								
Retained Earnings	535	750	113	3,387	10,000			14,785

NET OPERATING IMPACT ($000's)	2025	2026	2027	2028	2029	2030
Operating costs						
Debt and finance charges						
Transfer to General Capital Fund						
Total Direct Costs	-	-	-	-	-	-
Less: Incremental Revenue/Recovery						
Net Cost/(Benefit)	-	-	-	-	-	-
Incremental Full Time Equivalent Positions	-	-	-	-	-	-

Class Estimate: See table below for 2025 class estimate

Strategic Priority Action Plan Theme: None

Project name / description (in priority order)	Service	2025 Class Est	2025	2026	2027	2028	2029	2030	Total
NEWPCC Admin Network	Wastewater	3	535						535
WEWPCC Control System	Wastewater			750	113	13,387			14,250
Total			**535**	**750**	**113**	**13,387**	**-**	**-**	**14,785**

Project list and timing is subject to change due to operational requirements and unexpected urgent needs.

The Water and Waste Department's three sewage treatment plants use a Distributed Control System (DCS) with a Human Machine Interface (HMI) for process control. A network of specialized computers monitors thousands of sensors throughout the plants and controls the treatment processes by making calculations and adjustments prescribed by operators and process control analysts.

An Automation Master Plan was developed for the sewage treatment plants in 2012. The DCS system will be replaced with a Programmable Logic Controller (PLC) based system and a new HMI system will be installed at all three treatment plants. The replacement of the DCS and HMI systems at the North End and South End Sewage Treatment Plants are part of the major capital upgrade projects at these facilities.

This program will develop a plan to ensure operational reliability throughout the upgrades and in the long term once the upgrades are complete. The major components of this program include: maintaining the DCS and HMI systems until replacement, upgrading the inter-plant communication systems and network security components, and replacement of the West End Sewage Treatment Plant DCS and HMI systems.

The class estimate will be refined to a class 3 prior to undertaking upgrades.

The expected life of the assets is 10 years.

* N/A - No amounts have been included in the "Previous Budgets" due to this program's on-going nature.

Project Name: **WEWPCC Screening and Grit Removal**

Standing Policy Committee: Water, Waste and Environment

Department: Water and Waste
Project: 2033001325

Service: Wastewater
OurWinnipeg: Environmental Resilience

AUTHORIZATION	Previous Budgets	2025 Estimate	FORECAST 2026	2027	2028	2029	2030	Five-Year Forecast Total	Six-Year Total
Project Costs ($000's)	-	4,220	17,351	-	-	-	-	17,351	21,571
Financed by:									
Retained Earnings		4,220	17,351					17,351	21,571

CASH FLOW	2025	2026	2027	2028	2029	2030	Beyond 2030	Total
Project Costs ($000's)	1,421	7,043	7,968	3,994	1,145	-	-	21,571
Financed by:								
Retained Earnings	1,421	7,043	7,968	3,994	1,145			21,571

NET OPERATING IMPACT ($000's)	2025	2026	2027	2028	2029	2030
Operating costs						
Debt and finance charges						
Transfer to General Capital Fund						
Total Direct Costs	-	-	-	-	-	-
Less: Incremental Revenue/Recovery						
Net Cost/(Benefit)	-	-	-	-	-	-
Incremental Full Time Equivalent Positions	-	-	-	-	-	-

Class Estimate: See table below

Strategic Priority Action Plan Theme: None

	2025	2026	2027	2028	2029	2030
Class Estimate	**5**	**5**				
Authorization ($000's)						
Detailed Design & Construction	4,220	17,351				

This project is for construction of improved screening and grit removal systems at the West End Sewage Treatment Plant (WEWPCC).

Estimate will be refined to Class 3 through preliminary design. Project will not proceed until a class 3 estimate is obtained.

Primary sludge from the WEWPCC and South End Sewage Treatment Plant (SEWPCC) is hauled to the North End Sewage Treatment Plant (NEWPCC) for treament and biosolids production. The new NEWPCC biosolids facility requires an upgrade at the WEWPCC for degritting the primary slude prior to hauling as grit causes equipment damage.

This project was originally included in the Asset Refurbishment and Replacement Program (ARRP). Previously approved budget from the ARRP will be used for the Preliminary Design phase of this project in 2024.

Project Name: **Asset Refurbishment and Replacement Program**

Standing Policy Committee: Water, Waste and Environment

Department: Water and Waste
Project: 2030000525

Service: Wastewater
OurWinnipeg: Environmental Resilience

AUTHORIZATION	Previous Budgets	2025 Estimate	FORECAST 2026	2027	2028	2029	2030	Five-Year Forecast Total	Six-Year Total
Project Costs ($000's)	N/A *	16,088	8,133	5,934	5,400	2,500	8,190	30,157	46,245
Financed by:									
Retained Earnings		16,088	8,133	5,934	5,400	2,500	8,190	30,157	46,245

CASH FLOW	2025	2026	2027	2028	2029	2030	Beyond 2030	Total
Project Costs ($000's)	5,256	12,164	8,149	8,339	4,147	3,889	4,301	46,245
Financed by:								
Retained Earnings	5,256	12,164	8,149	8,339	4,147	3,889	4,301	46,245

NET OPERATING IMPACT ($000's)	2025	2026	2027	2028	2029	2030
Operating costs						
Debt and finance charges						
Transfer to General Capital Fund						
Total Direct Costs	-	-	-	-	-	-
Less: Incremental Revenue/Recovery						
Net Cost/(Benefit)	-	-	-	-	-	-
Incremental Full Time Equivalent Positions	-	-	-	-	-	-

Class Estimate: See table below for 2025 class estimate

Strategic Priority Action Plan Theme: None

Project name / description (in priority order)	Service	2025 Class Est	2025	2026	2027	2028	2029	2030	Total
SEWPCC & WEWPCC Sludge Holding Tanks	Wastewater	5	5,153						5,153
NEWPCC Primary Clarifiers	Wastewater	3	2,000	2,000					4,000
SEWPCC, WEWPCC, and NEWPCC Roofing Rehabilitations	Wastewater	3	5,700		290	2,900		290	9,180
SEWPCC Roofing Upgrade	Wastewater	3	1,700						1,700
SEWPCC Drop Shaft and Ultraviolet Leak Rehabilitation	Wastewater	3	1,535						1,535
NEWPCC Boiler Replacements	Wastewater			5,000					5,000
WEWPCC Primary Sludge Fermenters	Wastewater			933	3,844				4,777
WEWPCC Boiler Replacements	Wastewater			200	1,500				1,700
NEWPCC Digester Lining Rehabilitation	Wastewater				300	2,500	2,500	2,500	7,800
NEWPCC Boiler Upgrades	Wastewater							4,400	4,400
NEWPCC Key Performance Indicator Risk Mitigation	Wastewater							1,000	1,000
Total			**16,088**	**8,133**	**5,934**	**5,400**	**2,500**	**8,190**	**46,245**

Asset Refurbishment and Replacement Program (continued):

Project list and timing is subject to change due to operational requirements and unexpected urgent needs.

A risk and criticality review of the City's three sewage treatment plants has been undertaken to assess the condition of assets and to develop a refurbishment and replacement plan for the next 25 years. The improvements identified will address process reliability, mechanical, electrical, structural components, building envelope, and safety at all three locations including any related works required such as environmental studies/assessments or decommissioning of assets. Operational efficiency improvements will also be identified and implemented in a coordinated fashion with the enhanced maintenance program.

Asset assessment and plan development are ongoing, which will continue to address items as identified. Class estimates for individual projects within this program will be revised to class 3 through preliminary engineering prior to construction.

The expected life of the structural components are 50 years and the expected life of the electrical and mechanical components are 25 years.

* N/A - No amounts have been included in the "Previous Budgets" due to this program's on-going nature.

Project Name: **WEWPCC Ponds Revegetation**

Standing Policy Committee: Water, Waste and Environment

Department: Water and Waste
Project: 2033001225

Service: Wastewater
OurWinnipeg: Environmental Resilience

AUTHORIZATION	Previous Budgets	2025 Estimate	FORECAST 2026	2027	2028	2029	2030	Five-Year Forecast Total	Six-Year Total
Project Costs ($000's)	-	348	-	-	-	-	-	-	348
Financed by:									
Retained Earnings		348						-	348

CASH FLOW	2025	2026	2027	2028	2029	2030	Beyond 2030	Total
Project Costs ($000's)	79	269	-	-	-	-	-	348
Financed by:								
Retained Earnings	79	269						348

NET OPERATING IMPACT ($000's)	2025	2026	2027	2028	2029	2030
Operating costs						
Debt and finance charges						
Transfer to General Capital Fund						
Total Direct Costs	-	-	-	-	-	-
Less: Incremental Revenue/Recovery						
Net Cost/(Benefit)	-	-	-	-	-	-
Incremental Full Time Equivalent Positions	-	-	-	-	-	-

Class Estimate: 3

Strategic Priority Action Plan Theme: None

The West End Sewage Treatment Plant (WEWPCC) ponds provide solar ultraviolet disinfection required for Environmental Act Licence compliance. Abundant migratory birds can contribute fecal contamination resulting in licence violations.

Birds prefer the smaller cells for nesting. Revegetating the banks of the small ponds will discourage long-term settlement and minimize wildlife impacts on water quality.

Project Name: **SEWPCC Facilities Plan**

Standing Policy Committee: Water, Waste and Environment

Department: Water and Waste
Project: 2032000926

Service: Wastewater
OurWinnipeg: Environmental Resilience

AUTHORIZATION	Previous Budgets	2025 Estimate	FORECAST 2026	2027	2028	2029	2030	Five-Year Forecast Total	Six-Year Total
Project Costs ($000's)	-	-	644	-	-	-	-	644	644
Financed by:									
Retained Earnings			644					644	644

CASH FLOW	2025	2026	2027	2028	2029	2030	Beyond 2030	Total
Project Costs ($000's)	-	241	403	-	-	-	-	644
Financed by:								
Retained Earnings		241	403					644

NET OPERATING IMPACT ($000's)	2025	2026	2027	2028	2029	2030
Operating costs						
Debt and finance charges						
Transfer to General Capital Fund						
Total Direct Costs	-	-	-	-	-	-
Less: Incremental Revenue/Recovery						
Net Cost/(Benefit)	-	-	-	-	-	-
Incremental Full Time Equivalent Positions	-	-	-	-	-	-

Class Estimate: 3

Strategic Priority Action Plan Theme: None

A facilities plan for the South End Sewage Treatment Plant (SEWPCC) will review and describe exsiting processes and provide recommendations for future work to meet requirements of its Environment Act Licence and plan for future development in the catchment. Future work may include asset renewal, expansion for growth and future capacity, and modifications to the existing plant.

Recommendations will include Class 5 cost estimates.

Developing a facility plan that accommodates future growth will protect water quality and reduce the risk of licence violations.

Project Name: **Arc Flash Hazard Regulatory Upgrades (formerly Arc Flash Hazard Analysis and Remediation)**

Standing Policy Committee: Water, Waste and Environment

Department: Water and Waste
Project: 2030001825
Service: Wastewater
OurWinnipeg: Environmental Resilience

AUTHORIZATION	Previous Budgets	2025 Estimate	FORECAST 2026	2027	2028	2029	2030	Five-Year Forecast Total	Six-Year Total
Project Costs ($000's)	N/A *	400	1,000	-	-	-	-	1,000	1,400
Financed by:									
Retained Earnings		400	1,000					1,000	1,400

CASH FLOW	2025	2026	2027	2028	2029	2030	Beyond 2030	Total
Project Costs ($000's)	400	1,000	-	-	-	-	-	1,400
Financed by:								
Retained Earnings	400	1,000						1,400

NET OPERATING IMPACT ($000's)	2025	2026	2027	2028	2029	2030
Operating costs						
Debt and finance charges						
Transfer to General Capital Fund						
Total Direct Costs	-	-	-	-	-	-
Less: Incremental Revenue/Recovery						
Net Cost/(Benefit)	-	-	-	-	-	-
Incremental Full Time Equivalent Positions	-	-	-	-	-	-

Class Estimate: See table below for 2025 class estimate

Strategic Priority Action Plan Theme: None

Project name / description (in priority order)	Service	2025 Class Est	2025	2026	2027	2028	2029	2030	Total
Transformer Upgrades	Wastewater	5	400	1,000					1,400
Total			**400**	**1,000**	**-**	**-**	**-**	**-**	**1,400**

Project list and timing is subject to change due to operational requirements and unexpected urgent needs.

As part of the Canadian Standards Association Occupational Health and Safety Program, a standard entitled CSA Z462, Workplace Electrical Safety Standard has been adopted within the new Canadian Electrical Code.

The program will implement the recommendations from the Arc Flash Study on a priority/risk basis in conjunction with other electrical upgrades at the Department's facilities. This work includes decreasing the potential arc flash energy at various distribution points, upgrading equipment to lower fault energies, procuring personal protective equipment, and providing training. This is for compliance to the arc flash requirements in the electrical code. The Arc Flash Study was initially completed in 2011 and must be updated every five years.

Projects within the program will not proceed until a class 3 estimate is obtained.

The expected life of the assets is 50 years.

* N/A - No amounts have been included in the "Previous Budgets" due to this program's on-going nature.

Project Name: **Lift Station Renewals (formerly Lift Stations Upgrading)**

Standing Policy Committee: Water, Waste and Environment

Department: Water and Waste
Project: 2035000125

Service: Wastewater
OurWinnipeg: Environmental Resilience

AUTHORIZATION	Previous Budgets	2025 Estimate	FORECAST 2026	2027	2028	2029	2030	Five-Year Forecast Total	Six-Year Total
Project Costs ($000's)	N/A *	6,000	7,000	10,500	8,000	8,000	8,000	41,500	47,500
Financed by:									
Retained Earnings		6,000	7,000	10,500	8,000	8,000	8,000	41,500	47,500

CASH FLOW	2025	2026	2027	2028	2029	2030	Beyond 2030	Total
Project Costs ($000's)	-	7,769	10,920	9,720	8,273	8,493	2,325	47,500
Financed by:								
Retained Earnings		7,769	10,920	9,720	8,273	8,493	2,325	47,500

NET OPERATING IMPACT ($000's)	2025	2026	2027	2028	2029	2030
Operating costs						
Debt and finance charges						
Transfer to General Capital Fund						
Total Direct Costs	-	-	-	-	-	-
Less: Incremental Revenue/Recovery						
Net Cost/(Benefit)	-	-	-	-	-	-
Incremental Full Time Equivalent Positions	-	-	-	-	-	-

Class Estimate: See table below for 2025 class estimate

Strategic Priority Action Plan Theme: None

Project name / description (in priority order)	Service	2025 Class Est	2025	2026	2027	2028	2029	2030	Total
Windsor Park Lift Station Renewal	Wastewater	1	800						800
St Charles Lift Station Renewal	Wastewater	3	3,000						3,000
Tylehurst Lift Station Renewal	Wastewater	3	500	2,400					2,900
Clarence Lift Station Renewal	Wastewater	3	400	3,500					3,900
Linden Lift Station Renewal	Wastewater	3	800						800
Power Fail Program	Wastewater	3	500					500	1,000
St Norbert Lift Station Renewal	Wastewater			700	6,200				6,900
Clifton Lift Station Renewal	Wastewater			400	3,500				3,900
Cornish Lift Station Renewal	Wastewater				400	3,550			3,950
Pulberry Lift Station Renewal	Wastewater				400	3,550			3,950
U of M Lift Station Renewal	Wastewater					450	2,950		3,400
Barker Lift Station Renewal	Wastewater					450	3,500		3,950
Ridgedale Lift Station Renewal	Wastewater						400	4,000	4,400
Dumoulin Lift Station Renewal	Wastewater						350	3,500	3,850
Syndicate Lift Station Renewal	Wastewater						800		800
Total			**6,000**	**7,000**	**10,500**	**8,000**	**8,000**	**8,000**	**47,500**

Lift Station Renewals (continued):

Project list and timing is subject to change due to operational requirements and unexpected urgent needs.

This is a program for mitigating hydraulic, structural, safety, odour and aesthetic problems, as well as for undertaking capacity assessments, for the 75 lift stations and associated force mains, gate chambers, and related works in the sewage collection system.

Projects within the program will not proceed until a class 3 estimate is obtained.

The estimated life of the assets is 50 years.

* N/A - No amounts have been included in the "Previous Budgets" due to this program's on-going nature.

Project Name: **Combined Sewer Overflow and Basement Flood Management Strategy**

Standing Policy Committee: Water, Waste and Environment

Department: Water and Waste
Project: 2038000125

Service: Wastewater
OurWinnipeg: Environmental Resilience

AUTHORIZATION	Previous Budgets	2025 Estimate	FORECAST 2026	2027	2028	2029	2030	Five-Year Forecast Total	Six-Year Total
Project Costs ($000's)	N/A *	41,500	46,500	47,000	30,000	30,000	30,000	183,500	225,000
Financed by:									
Environmental Projects Reserve		41,500	46,500	47,000	30,000	30,000	30,000	183,500	225,000

CASH FLOW	2025	2026	2027	2028	2029	2030	Beyond 2030	Total
Project Costs ($000's)	36,469	27,776	64,557	33,486	32,712	30,000	-	225,000
Financed by:								
Environmental Projects Reserve	36,469	27,776	64,557	33,486	32,712	30,000		225,000

NET OPERATING IMPACT ($000's)	2025	2026	2027	2028	2029	2030
Operating costs						
Debt and finance charges						
Transfer to General Capital Fund						
Total Direct Costs	-	-	-	-	-	-
Less: Incremental Revenue/Recovery						
Net Cost/(Benefit)	-	-	-	-	-	-
Incremental Full Time Equivalent Positions	-	-	-	-	-	-

Class Estimate: See table below for 2025 class estimate

Strategic Priority Action Plan Theme: None

Project name / description (in priority order)	Service	2025 Class Est	2025	2026	2027	2028	2029	2030	Total
District Separation - Armstrong	Wastewater	3	14,577	5,621	12,671	509			33,378
District Separation - Jefferson East	Wastewater	2	14,300						14,300
District Separation - Mission	Wastewater	3	5,000		18,000			12,936	35,936
District Separation - Cockburn East	Wastewater	3	2,000	6,000	7,459	4,541	6,000		26,000
Real Time Control Feasibilty Study	Wastewater	5	3,000			3,000			6,000
District Separation - Ferry Road & Riverbend	Wastewater			33,299	7,201	18,000	23,879	16,421	98,800
Percent Capture Assessment	Wastewater	3	2,500						2,500
Collection System SCADA Upgrade	Wastewater			860		800			1,660
CSO Master Plan Update	Wastewater					3,000			3,000
Rainfall Monitoring	Wastewater	2	123	126	131	150	121	143	794
Portable Flow Meter Procurement	Wastewater			594				500	1,094
Discharge Water Quality Monitoring	Wastewater				1,538				1,538
Total			**41,500**	**46,500**	**47,000**	**30,000**	**30,000**	**30,000**	**225,000**

Combined Sewer Overflow and Basement Flood Management Strategy (continued):

Project list and timing is subject to change due to operational requirements and unexpected urgent needs.

The Combined Sewer Overflow (CSO) and Basement Flood Management Strategy projects will be driven by the CSO Master Plan, which was approved by the Province of Manitoba on November 13, 2019, developed to meet the requirements of Environment Act Licence No. 3042. The objectives of this multi-year program are to comply with the regulations to mitigate the impact of CSOs on the local water courses and improve basement flooding protection.

Funds budgeted are for the development and implementation of a CSO Master Plan as well as for sewer relief works associated with basement flooding and CSO mitigation including sewers, chambers, weirs, and other related works. Funds are also budgeted for monitoring and reporting programs as well as systems, pilot studies, land acquisition, and integration with other major sewer programs. Funds are budgeted for opportunistic projects that fall under the Master Plans objectives that have been developed after 2019 Master Plan was finalized.

As part of the 2022 capital budget process, funding was adjusted to reflect the Council Notice of Motion on April 29, 2021, which increased the CSO program budget by 50% annually in 2024-2027 to expedite the work.

This program includes a maximum of 3 temporary capital funded full-time equivalents.

Projects within the program will not proceed until a class 3 estimate is obtained.

The expected life of the sewers is 50 years, mechanical components is 25 years and Supervisory Control and Data Acquisition (SCADA) system is 10 years.

* N/A - No amounts have been included in the "Previous Budgets" due to this program's on-going nature.

Project Name: **Southwest Interceptor**

Standing Policy Committee: Water, Waste and Environment

Department: Water and Waste
Project: 2037001626

Service: Wastewater
OurWinnipeg: Environmental Resilience

AUTHORIZATION	Previous Budgets	2025 Estimate	FORECAST 2026	2027	2028	2029	2030	Five-Year Forecast Total	Six-Year Total
Project Costs ($000's)	9,350	-	21,450	33,262	28,536	-	-	83,248	83,248
Financed by:									
Retained Earnings			21,450	33,262	28,536			83,248	83,248

CASH FLOW	2025	2026	2027	2028	2029	2030	Beyond 2030	Total
Project Costs ($000's)	-	21,450	33,262	28,536	-	-	-	83,248
Financed by:								
Retained Earnings		21,450	33,262	28,536				83,248

NET OPERATING IMPACT ($000's)	2025	2026	2027	2028	2029	2030
Operating costs						151
Debt and finance charges						
Transfer to General Capital Fund						
Total Direct Costs	-	-	-	-	-	151
Less: Incremental Revenue/Recovery						
Net Cost/(Benefit)	-	-	-	-	-	151
Incremental Full Time Equivalent Positions	-	-	-	-	-	-

Class Estimate: See table below

Strategic Priority Action Plan Theme: None

	2025	2026	2027	2028	2029	2030
Class Estimate		**3**	**3**	**3**		
Authorization ($000's)						
Detailed Design & Construction		21,450	33,262	28,536		

On July 13, 2023, Council approved an advancement for Southwest Interceptor by increasing the budget from $1 million to $8 million in 2023 funded by 2023 Provincial infrastructure funding.

Currently, all sewage from the land in Winnipeg south of Abinojii Mikanah and west of the Red River, plus the communities of Lindenwoods and Whyte Ridge, flow to the South End Sewage Treatment Plant (SEWPCC). This flow crosses the Red River between the Fort Garry bridges; at this location the D'Arcy lift station raises the sewage to a sufficient height to allow it to flow by gravity under the Red River.

This crossing represents a single point of failure. If there is a failure of the lift station or the siphon, there is a substantial risk of basement flooding and/or overflows to the Red River. System redundancy is required to convey flows to the treatment plant in the event of a failure of either D'Arcy lift station or the associated siphons. Also, due to the high wet weather flows experienced at the D'Arcy lift station, the additional system capacity will reduce the risk of basement flooding and overflows to the river.

The Southwest Interceptor will provide an additional river crossing of the Red River. A conceptual study will be undertaken to review options and sizing. The project will be broken up into phases; the total cost of the project is estimated at $92.598 million.

Operating costs are for additional operation and maintenance activities after the station goes in to service. These amounts have not been reviewed by Council and are subject to change during future budget processes.

The major benefits of constructing this project include enabling growth in south-west Winnipeg and maintaining essential level of service.

Significant risks associated with constructing this project include unknown ground conditions and construction of a river crossing.

Significant risks of not constructing the project or deferring the project include inability to accommodate future growth and inability to maintain essential level of service.

The expected life of this asset is 75 years.

Project Name: **Vacuum Truck Decanting Facility**

Standing Policy Committee: Water, Waste and Environment

Department: Water and Waste
Project: 2034001225

Service: Wastewater
OurWinnipeg: Environmental Resilience

AUTHORIZATION	Previous Budgets	2025 Estimate	FORECAST 2026	2027	2028	2029	2030	Five-Year Forecast Total	Six-Year Total
Project Costs ($000's)	600	285	-	-	866	4,639	-	5,505	5,790
Financed by:									
Retained Earnings		285			866	4,639		5,505	5,790

CASH FLOW	2025	2026	2027	2028	2029	2030	Beyond 2030	Total
Project Costs ($000's)	285	-	-	866	2,286	2,353	-	5,790
Financed by:								
Retained Earnings	285			866	2,286	2,353		5,790

NET OPERATING IMPACT ($000's)	2025	2026	2027	2028	2029	2030
Operating costs				107	109	186
Debt and finance charges						
Transfer to General Capital Fund						
Total Direct Costs	-	-	-	107	109	186
Less: Incremental Revenue/Recovery						
Net Cost/(Benefit)	-	-	-	107	109	186
Incremental Full Time Equivalent Positions	-	-	-	-	-	-

Class Estimate: See table below

Strategic Priority Action Plan Theme: None

	2025	2026	2027	2028	2029	2030
Class Estimate	**3**			**5**	**5**	
Authorization ($000's)						
Preliminary Design				300		
Detailed Design & Construction	285			566	4,639	

Vacuum trucks are specifically designed trucks that periodically assist in cleaning underground sewers and catch basins. These vehicles then transport the solids/trash/debris material that has built up in sewers to Brady Road Resource Management Facility for disposal. In order to meet the liquid waste definition from the licence for Brady Road Resource Management Facility, Licence No 3081 R, the vacuum truck materials must meet specific criteria for disposal. This project includes a feasibility study (2023), interim solution (2024), and design and construction of a dedicated facility (2028) to dewater material from vacuum trucks prior to disposal.

This project will result in operation and maintenance costs that have yet to be defined through preliminary design. These amounts have not been reviewed by Council and are subject to change during future budget processes.

The estimated life of this asset will be determined during the feasibility study.

Project Name: **Sewer Renewals**

Standing Policy Committee: Water, Waste and Environment

Department: Water and Waste
Project: 2039100125
Service: Wastewater
OurWinnipeg: Environmental Resilience

AUTHORIZATION	Previous Budgets	2025 Estimate	FORECAST 2026	2027	2028	2029	2030	Five-Year Forecast Total	Six-Year Total
Project Costs ($000's)	N/A *	26,250	26,750	24,500	25,500	26,250	27,000	130,000	156,250
Financed by:									
Sewer System Rehabilitation Reserve		26,250	26,750	24,500	25,500	26,250	27,000	130,000	156,250

CASH FLOW	2025	2026	2027	2028	2029	2030	Beyond 2030	Total
Project Costs ($000's)	26,250	26,750	24,500	25,500	26,250	27,000	-	156,250
Financed by:								
Sewer System Rehabilitation Reserve	26,250	26,750	24,500	25,500	26,250	27,000		156,250

NET OPERATING IMPACT ($000's)	2025	2026	2027	2028	2029	2030
Operating costs						
Debt and finance charges						
Transfer to General Capital Fund						
Total Direct Costs	-	-	-	-	-	-
Less: Incremental Revenue/Recovery						
Net Cost/(Benefit)	-	-	-	-	-	-
Incremental Full Time Equivalent Positions	-	-	-	-	-	-

Class Estimate: Not applicable, as this is a program

Strategic Priority Action Plan Theme: None

Project name / description (in priority order)	Service	2025 Class Est	2025	2026	2027	2028	2029	2030	Total
Sewer Main Renewals	Wastewater	N/A**	16,650	17,400	18,150	19,150	19,900	20,650	111,900
Force Main Renewals	Wastewater	N/A**	3,000	3,000					6,000
Planned Cleaning and Inspections	Wastewater	N/A**	5,000	5,000	5,000	5,000	5,000	5,000	30,000
Miscellaneous Cleaning and Inspections	Wastewater	N/A**	400	400	400	400	400	400	2,400
Force Main Leak Detection	Wastewater	N/A**	200	200	200	200	200	200	1,200
Public Works Projects	Wastewater	N/A**	1,000	750	750	750	750	750	4,750
Total			**26,250**	**26,750**	**24,500**	**25,500**	**26,250**	**27,000**	**156,250**

Project list and timing is subject to change due to operational requirements and unexpected urgent needs.

This is a program to replace and/or rehabilitate combined, wastewater, and land drainage sewer infrastructure that are no longer meeting level of service objectives. A portion of the funding will be used for condition assessment of sewer assets; sewers will be replaced or rehabilitated using appropriate technologies on a risk-based level of service basis. Funds will also be utilized to update the sewer asset register, and ongoing operating costs associated with software licensing and maintenance have been included in the operating budget.

Funding will also be utilized for the assessment, repair and/or replacement, under certain conditions, of private wastewater sewer services within the public right-of-way under the Sewer By-Law, and for the development of wastewater and land drainage design standards.

Projects within the program will not proceed until a class 3 estimate is obtained.

The expected remaining life of each rehabilitated sewer ranges from 20 to 100 years, depending on the rehabilitation technology and the asset condition. The expected life of the asset register is 10 years.

* N/A - No amounts have been included in the "Previous Budgets" due to this program's on-going nature.

** N/A as this is a rolling program.

Project Name: **Northwest Interceptor Regional Assessment Study**

Standing Policy Committee: Water, Waste and Environment

Department: Water and Waste
Project: 2037001825

Service: Wastewater
OurWinnipeg: Environmental Resilience

AUTHORIZATION	Previous Budgets	2025 Estimate	FORECAST 2026	2027	2028	2029	2030	Five-Year Forecast Total	Six-Year Total
Project Costs ($000's)	-	325	-	-	-	-	-	-	325
Financed by:									
Retained Earnings		325						-	325

CASH FLOW	2025	2026	2027	2028	2029	2030	Beyond 2030	Total
Project Costs ($000's)	325	-	-	-	-	-	-	325
Financed by:								
Retained Earnings	325							325

NET OPERATING IMPACT ($000's)	2025	2026	2027	2028	2029	2030
Operating costs						
Debt and finance charges						
Transfer to General Capital Fund						
Total Direct Costs	-	-	-	-	-	-
Less: Incremental Revenue/Recovery						
Net Cost/(Benefit)	-	-	-	-	-	-
Incremental Full Time Equivalent Positions	-	-	-	-	-	-

Class Estimate: 3

Strategic Priority Action Plan Theme: None

The Northwest Interceptor system conveys sewage from homes, businesses, and institutions in the growing northwest quadrant of Winnipeg to the North End Sewage Treatment Plant (NEWPCC) for treatment. This sewer system also receives wastewater from the RM of Rosser, and will receive wastewater from the CentrePort South development site. Planning for future growth in this interceptor system is necessary to identify capacity requirements based on expected development.

This study will assess the capacity of the regional interceptor system and determine where future upgrades may be required based on future growth projections.

Additional funds may be required in future years to implement recommendations of this study.

The expected life of this asset is 75 years.

Project Name: **River Crossings Monitoring and Renewals (formerly River Crossings Monitoring and Rehabilitation)**

Standing Policy Committee: Water, Waste and Environment

Department: Water and Waste
Project: 2037500025

Service: Wastewater
OurWinnipeg: Environmental Resilience

AUTHORIZATION	Previous Budgets	2025 Estimate	FORECAST 2026	2027	2028	2029	2030	Five-Year Forecast Total	Six-Year Total
Project Costs ($000's)	N/A *	17,412	-	-	-	-	-	-	17,412
Financed by:									
Retained Earnings		17,412						-	17,412

CASH FLOW	2025	2026	2027	2028	2029	2030	Beyond 2030	Total
Project Costs ($000's)	14,764	2,648	-	-	-	-	-	17,412
Financed by:								
Retained Earnings	14,764	2,648						17,412

NET OPERATING IMPACT ($000's)	2025	2026	2027	2028	2029	2030
Operating costs						
Debt and finance charges						
Transfer to General Capital Fund						
Total Direct Costs	-	-	-	-	-	-
Less: Incremental Revenue/Recovery						
Net Cost/(Benefit)	-	-	-	-	-	-
Incremental Full Time Equivalent Positions	-	-	-	-	-	-

Class Estimate: See table below for 2025 class estimate

Strategic Priority Action Plan Theme: None

Project name / description (in priority order)	Service	2025 Class Est	2025	2026	2027	2028	2029	2030	Total
Fort Garry-St. Vital Crossing Replacement	Wastewater	3	17,412						17,412
Total			**17,412**	**-**	**-**	**-**	**-**	**-**	**17,412**

Project list and timing is subject to change due to operational requirements and unexpected urgent needs.

This program is for the condition assessment, renewal of the sewer river crossings, and for the installation of leak detection equipment on the existing waterway crossings.

The department has completed a risk assessment of all river crossings in order to determine a prioritization plan for ongoing condition assessment as well as to upgrade and replace any at-risk crossings as required by Environment Licences issued by the Province of Manitoba for the wastewater collection system in the City of Winnipeg.

Incremental funding of $10 million from the Government of Manitoba announced March 6, 2024 was added to the capital budget in 2024, for the design and construction of the permanent river crossing replacement of the Red River near the Fort Garry Bridge. Total project cost is estimated at $27.412 million.

*N/A - No amounts have been included in the "Previous Budgets" due to this program's on-going nature.

Project Name: **Brady Road Resource Management Facility - Cell Construction**

Standing Policy Committee: Water, Waste and Environment

Department: Water and Waste
Project: 2062000425

Service: Solid Waste Disposal
OurWinnipeg: Environmental Resilience

AUTHORIZATION	Previous Budgets	2025 Estimate	FORECAST 2026	2027	2028	2029	2030	Five-Year Forecast Total	Six-Year Total
Project Costs ($000's)	N/A*	16,800	4,300	5,800	4,900	5,900	227	21,127	37,927
Financed by:									
Retained Earnings							227	227	227
Canada Community Building Fund						753		753	753
Province of Manitoba Strategic Infrastructure Funding		4,000		5,800				5,800	9,800
External Debt		12,800	4,300		4,900	5,147		14,347	27,147

CASH FLOW	2025	2026	2027	2028	2029	2030	Beyond 2030	Total
Project Costs ($000's)	16,800	4,300	5,800	4,900	5,900	227	-	37,927
Financed by:								
Retained Earnings						227		227
Canada Community Building Fund					753			753
Province of Manitoba Strategic Infrastructure Funding	4,000		5,800					9,800
External Debt	12,800	4,300		4,900	5,147			27,147

NET OPERATING IMPACT ($000's)	2025	2026	2027	2028	2029	2030
Operating costs				9	9	9
Debt and finance charges	568	1,123	1,245	1,462	1,830	1,976
Transfer to General Capital Fund						
Total Direct Costs	568	1,123	1,245	1,471	1,839	1,985
Less: Incremental Revenue/Recovery						
Net Cost/(Benefit)	568	1,123	1,245	1,471	1,839	1,985
Incremental Full Time Equivalent Positions	-	-	-	-	-	-

Class Estimate: See table below for 2025 class estimate

Strategic Priority Action Plan Theme: None

Project name / description (in priority order)	Service	2025 Class Est	2025	2026	2027	2028	2029	2030	Total
Cell Construction	Solid Waste Disposal	3	16,800	4,300	5,800	4,900	5,900	227	37,927
Total			**16,800**	**4,300**	**5,800**	**4,900**	**5,900**	**227**	**37,927**

Project list and timing is subject to change due to operational requirements and unexpected urgent needs.

Solid waste must be disposed of in engineered landfill cells under the conditions of the Environment Act Licence No. 3081 R. As the capacity of existing landfill cells is consumed, new cells and their supporting infrastructure must be designed and constructed. The funding identified provides for design, excavation, liners, leachate collection, associated surface and ground water management, access roads, and associated engineering work.

Operating costs are for roadway maintenance, snow clearing and ditch maintenance.These amounts have not been reviewed by Council and are subject to change during future budget processes.

Brady Road Resource Management Facility - Cell Construction (continued):

The expected life of the assets is 50 years.

* N/A - No amounts have been included in the "Previous Budgets" due to this program's on-going nature.

Project Name: **Soil Fabrication for Landfill Cover**

Standing Policy Committee: Water, Waste and Environment

Department: Water and Waste
Project: 2062001125

Service: Solid Waste Disposal
OurWinnipeg: Environmental Resilience

AUTHORIZATION	Previous Budgets	2025 Estimate	FORECAST 2026	2027	2028	2029	2030	Five-Year Forecast Total	Six-Year Total
Project Costs ($000's)	N/A *	1,400	750	110	-	-	-	860	2,260
Financed by:									
Landfill Rehabilitation Reserve		1,400	750	110				860	2,260

CASH FLOW	2025	2026	2027	2028	2029	2030	Beyond 2030	Total
Project Costs ($000's)	1,400	750	110	-	-	-	-	2,260
Financed by:								
Landfill Rehabilitation Reserve	1,400	750	110					2,260

NET OPERATING IMPACT ($000's)	2025	2026	2027	2028	2029	2030
Operating costs						
Debt and finance charges						
Transfer to General Capital Fund						
Total Direct Costs	-	-	-	-	-	-
Less: Incremental Revenue/Recovery						
Net Cost/(Benefit)	-	-	-	-	-	-
Incremental Full Time Equivalent Positions	-	-	-	-	-	-

Class Estimate: See table below for 2025 class estimate

Strategic Priority Action Plan Theme: None

Project name / description (in priority order)	Service	2025 Class Est	2025	2026	2027	2028	2029	2030	Total
Soil Fabrication for Summit Landfill Regulatory Cover	Solid Waste Disposal	3	1,400	750	110				2,260
Total			**1,400**	**750**	**110**	**-**	**-**	**-**	**2,260**

Project list and timing is subject to change due to operational requirements and unexpected urgent needs.

This program is for all-season soil fabrication to comply with the Province's regulatory requirement to place a vegetative layer for landfill post-closure. The soil fabrication process uses residuals from City services; such as biosolids from wastewater treatment, street sweepings from winter road operations (sand and grit), and wood waste. This program also aligns with the Biosolids Master Plan, Winnipeg Comprehensive Urban Forest Strategy (adopted by Council December 2023), Brady Road Master Plan, Winnipeg Climate Action Plan, Closed Landfills Disposition Study, and Leachate Treatment Study.

Fabricating soil is a lower-cost alternative to purchasing top soil and uses materials that would otherwise be landfilled. The fabricated soil is spread and seeded at the City landfills to establish the required vegetative layer. Operations include ongoing environmental and vegetative monitoring.

* N/A - No amounts have been included in the "Previous Budgets" due to this program's on-going nature.

Project Name: **Brady Road Resource Management Facility - Landfill Gas Capture Expansion**

Standing Policy Committee: Water, Waste and Environment

Department: Water and Waste
Project: 2062000226

Service: Solid Waste Disposal
OurWinnipeg: Environmental Resilience

AUTHORIZATION	Previous Budgets	2025 Estimate	FORECAST 2026	2027	2028	2029	2030	Five-Year Forecast Total	Six-Year Total
Project Costs ($000's)	-	-	150	3,100	-	-	200	3,450	3,450
Financed by:									
Retained Earnings			150	3,100			200	3,450	3,450

CASH FLOW	2025	2026	2027	2028	2029	2030	Beyond 2030	Total
Project Costs ($000's)	-	75	3,175	-	-	75	125	3,450
Financed by:								
Retained Earnings		75	3,175			75	125	3,450

NET OPERATING IMPACT ($000's)	2025	2026	2027	2028	2029	2030
Operating costs				44	45	46
Debt and finance charges						
Transfer to General Capital Fund						
Total Direct Costs	-	-	-	44	45	46
Less: Incremental Revenue/Recovery						
Net Cost/(Benefit)	-	-	-	44	45	46
Incremental Full Time Equivalent Positions	-	-	-	-	-	-

Class Estimate: 3

Strategic Priority Action Plan Theme: None

There is an obligation under the Province of Manitoba Environment Act Licence No. 3081 R for the Brady Road Resource Management Facility (BRRMF) to control odours leaving the landfill site. If the gas is not collected, objectionable odours may be experienced by the nearby neighbourhoods from the active filling area. Additionally, flammable gases will be released uncontrolled from the decomposing waste which may pose public health and safety risks. The Climate Change and Emissions Reductions Act requires the City to collect and destroy methane gas generated by the BRRMF, consistent with Provincial directives on greenhouse gas reduction and odour control.

Operating costs starting in 2028 are for additional operation and maintenance activities after expansion. These amounts have not been reviewed by Council and are subject to change during future budget processes.

The estimated life of the assets is 50 years.

Project Name: **Green Cart Program: Organics Collection and Processing Service Development**

Standing Policy Committee: Water, Waste and Environment

Department: Water and Waste
Project: 2065001825

Service: Recycling and Waste Diversion
OurWinnipeg: Environmental Resilience

AUTHORIZATION	Previous Budgets	2025 Estimate	FORECAST 2026	2027	2028	2029	2030	Five-Year Forecast Total	Six-Year Total
Project Costs ($000's)	500	1,522	-	390	18,460	-	-	18,850	20,372
Financed by:									
Waste Diversion Reserve		1,522		390	18,460			18,850	20,372

CASH FLOW	2025	2026	2027	2028	2029	2030	Beyond 2030	Total
Project Costs ($000's)	406	457	480	18,536	299	194	-	20,372
Financed by:								
Waste Diversion Reserve	406	457	480	18,536	299	194		20,372

NET OPERATING IMPACT ($000's)	2025	2026	2027	2028	2029	2030
Operating costs				421	669	8,663
Debt and finance charges						
Transfer to General Capital Fund						
Total Direct Costs	-	-	-	421	669	8,663
Less: Incremental Revenue/Recovery						
Net Cost/(Benefit)	-	-	-	421	669	8,663
Incremental Full Time Equivalent Positions	-	-	-	5.00	8.80	15.30

Class Estimate: 3

Strategic Priority Action Plan Theme: A Green and Growing City with Sustainable Renewal of Infrastructure

SPAP Action Item: 4.8 Develop and implement a city-wide residential food waste collection (green cart) and processing program

On October 26, 2023, Council approved a project and authorized $500,000 for professional consulting services to assist in the development of an organics (primarily residential food waste) processing services program (Green Cart Program). Additional budget totalling $20.372 million is required for a Project Manager, consulting services, and cart procurement to implement the Green Cart Program. Consulting services will include technical engineering advice, oversight and quality assurance to help ensure that the design, construction and operation of the organics processing facility is in full compliance with project scope documents, operating protocols, contract terms, good construction and operating practices, and applicable environmental and regulatory compliance, construction and safety practices.

This project includes a maximum of 1 temporary capital funded full-time equivalent.

Operating costs starting in 2028 are for salaries, benefits, collection contract, and replacement carts/parts. These amounts have not been reviewed by Council and are subject to change during future budget processes.

Project Name: **Comprehensive Integrated Waste Management Strategy - Review**

Standing Policy Committee: Water, Waste and Environment

Department: Water and Waste
Project: 2060000728

Service: Recycling and Waste Diversion
OurWinnipeg: Leadership and Good Governance

AUTHORIZATION	Previous Budgets	2025 Estimate	FORECAST 2026	2027	2028	2029	2030	Five-Year Forecast Total	Six-Year Total
Project Costs ($000's)	390	-	-	-	610	-	-	610	610
Financed by:									
Waste Diversion Reserve					610			610	610

CASH FLOW	2025	2026	2027	2028	2029	2030	Beyond 2030	Total
Project Costs ($000's)	-	-	-	610	-	-	-	610
Financed by:								
Waste Diversion Reserve				610				610

NET OPERATING IMPACT ($000's)	2025	2026	2027	2028	2029	2030
Operating costs						
Debt and finance charges						
Transfer to General Capital Fund						
Total Direct Costs	-	-	-	-	-	-
Less: Incremental Revenue/Recovery						
Net Cost/(Benefit)	-	-	-	-	-	-
Incremental Full Time Equivalent Positions	-	-	-	-	-	-

Class Estimate: 3

Strategic Priority Action Plan Theme: None

On October 19, 2011, Council adopted the Comprehensive Integrated Waste Management Strategy for implementation starting in 2012. The strategy includes a recommendation for Solid Waste Services to undertake a review, analysis and develop a roadmap of the City's solid waste systems every five years.

Project Name: **Flood Pumping Station Renewals (formerly Flood Pumping Station Rehabilitation)**

Standing Policy Committee: Water, Waste and Environment

Department: Water and Waste
Project: 2076500125
Service: Land Drainage and Flood Control
OurWinnipeg: Environmental Resilience

AUTHORIZATION	Previous Budgets	2025 Estimate	FORECAST 2026	2027	2028	2029	2030	Five-Year Forecast Total	Six-Year Total
Project Costs ($000's)	N/A*	1,259	2,047	1,500	1,500	1,500	1,500	8,047	9,306
Financed by:									
Transfer from Sewage Disposal System Fund		1,259	2,047	1,500	1,500	1,500	1,500	8,047	9,306

CASH FLOW	2025	2026	2027	2028	2029	2030	Beyond 2030	Total
Project Costs ($000's)	1,259	2,047	1,500	1,500	1,500	1,500	-	9,306
Financed by:								
Transfer from Sewage Disposal System Fund	1,259	2,047	1,500	1,500	1,500	1,500		9,306

NET OPERATING IMPACT ($000's)	2025	2026	2027	2028	2029	2030
Operating costs						
Debt and finance charges						
Transfer to General Capital Fund						
Total Direct Costs	-	-	-	-	-	-
Less: Incremental Revenue/Recovery						
Net Cost/(Benefit)	-	-	-	-	-	-
Incremental Full Time Equivalent Positions	-	-	-	-	-	-

Class Estimate: See table below for 2025 class estimate

Strategic Priority Action Plan Theme: None

Project name / description (in priority order)	Service	2025 Class Est	2025	2026	2027	2028	2029	2030	Total
Ash FPS Renewal	Land Drainage and Flood Control	3	1,100						1,100
Condition Assessment	Land Drainage and Flood Control	3	159	547					706
Aubrey FPS Renewal	Land Drainage and Flood Control			1,500					1,500
Metcalfe FPS Renewal	Land Drainage and Flood Control				1,500				1,500
Colony FPS Renewal	Land Drainage and Flood Control					1,500			1,500
Selkirk FPS Renewal	Land Drainage and Flood Control						1,500		1,500
St John's FPS Renewal	Land Drainage and Flood Control							1,500	1,500
Total			**1,259**	**2,047**	**1,500**	**1,500**	**1,500**	**1,500**	**9,306**

Flood Pumping Station Renewals (continued):

Project list and timing is subject to change due to operational requirements and unexpected urgent needs.

A 2007 report on the adequacy and operation of the City's regional flood pumping stations (FPS) identified station renewals required in the near and long term. These renewals improve overall station reliability during high river levels and rainfall events and may include changes to ventilation, electrical, mechanical, structural, or architectural components of the stations. A program to address high priority reliability items has been developed for implementation. All station renewals will include implementation of remote monitoring which is critical during flood and rainfall events.

The program includes the condition assessment of all flood pumping stations to establish rehabilitation priority and future funding requirements.

Projects within the program will not proceed until a class 3 estimate is obtained.

The expected life of the assets is 50 years.

* N/A - No amounts have been included in the "Previous Budgets" due to this program's on-going nature.

Project Name: **Land Drainage Sewers - Regional / Local Streets**

Standing Policy Committee: Water, Waste and Environment

Department: Water and Waste
Project: 2082000225

Service: Land Drainage and Flood Control
OurWinnipeg: Environmental Resilience

AUTHORIZATION	Previous Budgets	2025 Estimate	FORECAST 2026	2027	2028	2029	2030	Five-Year Forecast Total	Six-Year Total
Project Costs ($000's)	N/A *	100	100	100	100	100	100	500	600
Financed by:									
Transfer from Sewage Disposal System Fund		100	100	100	100	100	100	500	600

CASH FLOW	2025	2026	2027	2028	2029	2030	Beyond 2030	Total
Project Costs ($000's)	100	100	100	100	100	100	-	600
Financed by:								
Transfer from Sewage Disposal System Fund	100	100	100	100	100	100		600

NET OPERATING IMPACT ($000's)	2025	2026	2027	2028	2029	2030
Operating costs						
Debt and finance charges						
Transfer to General Capital Fund						
Total Direct Costs	-	-	-	-	-	-
Less: Incremental Revenue/Recovery						
Net Cost/(Benefit)	-	-	-	-	-	-
Incremental Full Time Equivalent Positions	-	-	-	-	-	-

Class Estimate: Not applicable, as this is a program

Strategic Priority Action Plan Theme: None

Project name / description (in priority order)	Service	2025 Class Est	2025	2026	2027	2028	2029	2030	Total
To be determined***	Land Drainage and Flood Control	N/A**	100	100	100	100	100	100	600
Total			**100**	**100**	**100**	**100**	**100**	**100**	**600**

Project list and timing is subject to change due to operational requirements and unexpected urgent needs.

Land drainage sewers and catch basins required for Local Improvement projects and other miscellaneous drainage improvements.

* N/A - No amounts have been included in the "Previous Budgets" due to this program's on-going nature.

** N/A - as this is a rolling program.

*** To be determined based on local improvements to be approved.

Project Name: **Stormwater Retention Basin Renewals (formerly Stormwater Retention Basin Upgrades)**

Standing Policy Committee: Water, Waste and Environment

Department: Water and Waste
Project: 2075000127

Service: Land Drainage and Flood Control
OurWinnipeg: Environmental Resilience

AUTHORIZATION	Previous Budgets	2025 Estimate	FORECAST 2026	2027	2028	2029	2030	Five-Year Forecast Total	Six-Year Total
Project Costs ($000's)	N/A*	-	-	600	-	-	600	1,200	1,200
Financed by:									
Transfer from Sewage Disposal System Fund				600			600	1,200	1,200

CASH FLOW	2025	2026	2027	2028	2029	2030	Beyond 2030	Total
Project Costs ($000's)	-	-	600	-	-	600	-	1,200
Financed by:								
Transfer from Sewage Disposal System Fund			600			600		1,200

NET OPERATING IMPACT ($000's)	2025	2026	2027	2028	2029	2030
Operating costs						
Debt and finance charges						
Transfer to General Capital Fund						
Total Direct Costs	-	-	-	-	-	-
Less: Incremental Revenue/Recovery						
Net Cost/(Benefit)	-	-	-	-	-	-
Incremental Full Time Equivalent Positions	-	-	-	-	-	-

Class Estimate: Not applicable, as this is a program

Strategic Priority Action Plan Theme: None

Project name / description (in priority order)	Service	2025 Class Est	2025	2026	2027	2028	2029	2030	Total
SRB Renewals	Land Drainage and Flood Control				600			600	1,200
Total			-	-	**600**	-	-	**600**	**1,200**

Project list and timing is subject to change due to operational requirements and unexpected urgent needs.

The City maintains over 100 stormwater retention basins (SRBs) with the land drainage system. This program renews aging and deteriorated infrastructure along the public shorelines and infrastructure associated with the SRBs.

Projects within the program will not proceed until a class 3 estimate is obtained.

Projects within the program include: 6-11 Revetment (St. Norbert - Seine River: Dalhousie Dr at Pembina Hwy, south pond), 6-16 Revetment (Waverley West: Point West Dr at Bairdmore Blvd), and 6-25 Revetment (Linden Ridge: south side of Falcon Ridge Dr).

The estimated life of the assets range from 15 to 50 years, depending on asset type, condition, and rehabilitation method used.

* N/A - No amounts have been included in the "Previous Budgets" due to this program's on-going nature.

Project Name: **Outfall Renewals (formerly Outfall Rehabilitation)**

Standing Policy Committee: Water, Waste and Environment

Department: Water and Waste
Project: 2078000125

Service: Land Drainage and Flood Control
OurWinnipeg: Environmental Resilience

AUTHORIZATION	Previous Budgets	2025 Estimate	FORECAST 2026	2027	2028	2029	2030	Five-Year Forecast Total	Six-Year Total
Project Costs ($000's)	N/A*	3,000	3,200	2,000	2,000	3,000	3,000	13,200	16,200
Financed by:									
Transfer from Sewage Disposal System Fund		3,000	3,200	2,000	2,000	3,000	3,000	13,200	16,200

CASH FLOW	2025	2026	2027	2028	2029	2030	Beyond 2030	Total
Project Costs ($000's)	3,000	3,200	2,000	2,000	3,000	3,000	-	16,200
Financed by:								
Transfer from Sewage Disposal System Fund	3,000	3,200	2,000	2,000	3,000	3,000		16,200

NET OPERATING IMPACT ($000's)	2025	2026	2027	2028	2029	2030
Operating costs						
Debt and finance charges						
Transfer to General Capital Fund						
Total Direct Costs	-	-	-	-	-	-
Less: Incremental Revenue/Recovery						
Net Cost/(Benefit)	-	-	-	-	-	-
Incremental Full Time Equivalent Positions	-	-	-	-	-	-

Class Estimate: Not applicable, as this is a program

Strategic Priority Action Plan Theme: None

Project name / description (in priority order)	Service	2025 Class Est	2025	2026	2027	2028	2029	2030	Total
Renewal & Inspection	Land Drainage and Flood Control	N/A**	3,000	2,000	2,000	2,000	3,000	3,000	15,000
Condition Assessment	Land Drainage and Flood Control			1,200					1,200
Total			**3,000**	**3,200**	**2,000**	**2,000**	**3,000**	**3,000**	**16,200**

Project list and timing is subject to change due to operational requirements and unexpected urgent needs.

An Outfall Condition Assessment was completed in 2019. This assessment prioritizes Winnipeg's outfall sites that require renewal, identifies potential renewal techniques for each outfall, and provides high level cost estimates for this work. The City will program and undertake risk-based work on a yearly basis to maximize use of funding for the renewal of sewer outfalls, repairs to piping and related appurtenances, and to improve riverbank stability issues. Funds are also included for condition assessments and re-inspections, as required.

Projects within the program will not proceed until a class 3 estimate is obtained.

The expected life of the assets is 50 years.

* N/A - No amounts have been included in the "Previous Budgets" due to this program's on-going nature.

** N/A - as this is a rolling program.

Project Name: **Land Drainage and Combined Sewers Outfall Gate Structure Renewals (formerly Land Drainage and Combined Sewers Outfall Gate Structures)**

Standing Policy Committee: Water, Waste and Environment

Department: Water and Waste
Project: 2078500225
Service: Land Drainage and Flood Control
OurWinnipeg: Environmental Resilience

AUTHORIZATION	Previous Budgets	2025 Estimate	FORECAST 2026	2027	2028	2029	2030	Five-Year Forecast Total	Six-Year Total
Project Costs ($000's)	N/A*	2,889	2,977	-	-	-	-	2,977	5,866
Financed by:									
Transfer from Sewage Disposal System Fund		2,889	2,977					2,977	5,866

CASH FLOW	2025	2026	2027	2028	2029	2030	Beyond 2030	Total
Project Costs ($000's)	811	2,596	2,459	-	-	-	-	5,866
Financed by:								
Transfer from Sewage Disposal System Fund	811	2,596	2,459					5,866

NET OPERATING IMPACT ($000's)	2025	2026	2027	2028	2029	2030
Operating costs						
Debt and finance charges						
Transfer to General Capital Fund						
Total Direct Costs	-	-	-	-	-	-
Less: Incremental Revenue/Recovery						
Net Cost/(Benefit)	-	-	-	-	-	-
Incremental Full Time Equivalent Positions	-	-	-	-	-	-

Class Estimate: See table below for 2025 class estimate

Strategic Priority Action Plan Theme: None

Project name / description (in priority order)	Service	2025 Class Est	2025	2026	2027	2028	2029	2030	Total
Doncaster Gate Chamber Renewal	Land Drainage and Flood Control	5	2,676						2,676
Cornish Gate Chamber Renewal	Land Drainage and Flood Control	3	213	2,977					3,190
Total			**2,889**	**2,977**	**-**	**-**	**-**	**-**	**5,866**

Project list and timing is subject to change due to operational requirements and unexpected urgent needs.

All land drainage gate chambers have been upgraded to a protection level of 24.5 feet James Avenue. The current focus of this program is to renew existing gate chambers to maintain levels of service for flood control on both combined and separated sewer districts. Under high river level (flood) conditions, the river water backs up into the land drainage and combined sewer systems.

Funds are also provisioned for the renewal of sewer flap gates and associated structures to ensure that all systems are adequately protected from river water intrusion.

Projects within the program will not proceed until a class 3 estimate is obtained.

The expected life of the assets is 50 years.

* N/A - No amounts have been included in the "Previous Budgets" due to this program's on-going nature.

Project Name: **Development Agreement Paybacks**

Standing Policy Committee: Water, Waste and Environment

Department: Water and Waste
Project: 2077000125

Service: Land Drainage and Flood Control
OurWinnipeg: Leadership and Good Governance

AUTHORIZATION	Previous Budgets	2025 Estimate	FORECAST 2026	2027	2028	2029	2030	Five-Year Forecast Total	Six-Year Total
Project Costs ($000's)	N/A*	1,500	500	750	-	-	600	1,850	3,350
Financed by:									
Developer Capacity Charges		1,500	500	750			600	1,850	3,350

CASH FLOW	2025	2026	2027	2028	2029	2030	Beyond 2030	Total
Project Costs ($000's)	1,500	500	750	-	-	600	-	3,350
Financed by:								
Developer Capacity Charges	1,500	500	750			600		3,350

NET OPERATING IMPACT ($000's)	2025	2026	2027	2028	2029	2030
Operating costs						
Debt and finance charges						
Transfer to General Capital Fund						
Total Direct Costs	-	-	-	-	-	-
Less: Incremental Revenue/Recovery						
Net Cost/(Benefit)	-	-	-	-	-	-
Incremental Full Time Equivalent Positions	-	-	-	-	-	-

Class Estimate: Not applicable

Strategic Priority Action Plan Theme: None

The provision for development agreement paybacks is an allowance for the City to repay developers who bridge finance the installation of oversized underground infrastructure at the request of the City at a time when City capital funding is not provided. The policy framework for bridge financing the oversized services was defined in the Development Agreement Parameters, adopted by Council on July 17, 2002.

The expected life of the installed assets is over 50 years.

* N/A - No amounts have been included in the "Previous Budgets" due to this commitment's on-going nature.

Project Name: **Peguis Street Land Drainage Sewer and Outfall Oversizing Payback**

Standing Policy Committee: Water, Waste and Environment

Department: Water and Waste
Project: 2077000225

Service: Land Drainage and Flood Control
OurWinnipeg: Leadership and Good Governance

AUTHORIZATION	Previous Budgets	2025 Estimate	FORECAST 2026	2027	2028	2029	2030	Five-Year Forecast Total	Six-Year Total
Project Costs ($000's)	-	441	-	-	-	-	-	-	441
Financed by:									
Transfer from Sewage Disposal System Fund		441						-	441

CASH FLOW	2025	2026	2027	2028	2029	2030	Beyond 2030	Total
Project Costs ($000's)	441	-	-	-	-	-	-	441
Financed by:								
Transfer from Sewage Disposal System Fund	441							441

NET OPERATING IMPACT ($000's)	2025	2026	2027	2028	2029	2030
Operating costs						
Debt and finance charges						
Transfer to General Capital Fund						
Total Direct Costs	-	-	-	-	-	-
Less: Incremental Revenue/Recovery						
Net Cost/(Benefit)	-	-	-	-	-	-
Incremental Full Time Equivalent Positions	-	-	-	-	-	-

Class Estimate: Not applicable

Strategic Priority Action Plan Theme: None

This project provides a reimbursement to Genstar, who bridge financed the installation of oversized land drainage sewer and outfall pipe at the request of the City.

Council adopted the policy framework for bridge financing the oversized services in the Development Agreement Parameters, on May 30, 2023. The current policy framework does not define a specific timeframe for this payback.

The expected life of the installed assets is over 50 years.

Project Name: **Stormwater Retention Basin and Channel Water Level Monitoring**

Standing Policy Committee: Water, Waste and Environment

Department: Water and Waste
Project: 2075000625

Service: Land Drainage and Flood Control
OurWinnipeg: Environmental Resilience

AUTHORIZATION	Previous Budgets	2025 Estimate	FORECAST 2026	2027	2028	2029	2030	Five-Year Forecast Total	Six-Year Total
Project Costs ($000's)	300	209	-	-	-	-	-	-	209
Financed by:									
Transfer from Sewage Disposal System Fund		209						-	209

CASH FLOW	2025	2026	2027	2028	2029	2030	Beyond 2030	Total
Project Costs ($000's)	209	-	-	-	-	-	-	209
Financed by:								
Transfer from Sewage Disposal System Fund	209							209

NET OPERATING IMPACT ($000's)	2025	2026	2027	2028	2029	2030
Operating costs						
Debt and finance charges						
Transfer to General Capital Fund						
Total Direct Costs	-	-	-	-	-	-
Less: Incremental Revenue/Recovery						
Net Cost/(Benefit)	-	-	-	-	-	-
Incremental Full Time Equivalent Positions	-	-	-	-	-	-

Class Estimate: 3

Strategic Priority Action Plan Theme: None

Real-time water level monitoring at storm retention basins is required to ensure ongoing operation of the systems and for flood protection activities. The previous monitoring contract has ended and monitoring will now be done in-house This project will install permanent power supply needed for continuous water level monitoring at strategic locations.

The expected life of the installed assets is 15 years.

WINNIPEG FLEET MANAGEMENT AGENCY - FLEET MANAGEMENT AGENCY FUND

Project Name: **Shop Tools & Equipment Upgrades**

Standing Policy Committee: Public Works

Department: Fleet Management Agency (SOA)

Service: Fleet Management Agency (SOA)

Project: 8310000126

OurWinnipeg: Economic Prosperity

AUTHORIZATION	Previous Budgets	2025 Estimate	FORECAST 2026	2027	2028	2029	2030	Five-Year Forecast Total	Six-Year Total
Project Costs ($000's)	N/A *	-	452	230	230	230	230	1,372	1,372
Financed by:									
Accumulated Surplus (Retained Earnings)			452	230	230	230	230	1,372	1,372

CASH FLOW	2025	2026	2027	2028	2029	2030	Beyond 2030	Total
Project Costs ($000's)	-	452	230	230	230	230	-	1,372
Financed by:								
Accumulated Surplus (Retained Earnings)		452	230	230	230	230		1,372

NET OPERATING IMPACT ($000's)	2025	2026	2027	2028	2029	2030
Operating costs						
Debt and finance charges						
Transfer to General Capital Fund						
Total Direct Costs	-	-	-	-	-	-
Less: Incremental Revenue/Recovery						
Net Cost/(Benefit)	-	-	-	-	-	-
Incremental Full Time Equivalent Positions	-	-	-	-	-	-

Class Estimate: Not applicable, as this is a program

Strategic Priority Action Plan Theme: Support to Front Line Services

Project name / description (in priority order)	Service	2025 Class Est	2025	2026	2027	2028	2029	2030	Total
Oil dispensing systems	Fleet Management Agency (SOA)			325					325
Metal fabrication equipment	Fleet Management Agency (SOA)			80					80
Tooling and safety equipment upgrades	Fleet Management Agency (SOA)			47					47
Shop tools and equipment upgrades	Fleet Management Agency (SOA)				230	230	230	230	920
Total			-	**452**	**230**	**230**	**230**	**230**	**1,372**

Project list and timing is subject to change due to operational requirements and unexpected urgent needs.

This program is for the purchase of various shop equipment. This includes safety upgrades, overhead cranes, hoists, oil system upgrades, rolling jacks, diagnostic equipment, hydraulic hose machines and various welding machines.

Projects within the program will not proceed until a class 3 estimate is obtained.

* N/A - No amounts have been included in the "Previous Budgets" due to this program's on-going nature.

Project Name: **Power Tools**

Standing Policy Committee: Public Works

Department: Fleet Management Agency (SOA)

Service: Fleet Management Agency (SOA)

Project: 8310000226

OurWinnipeg: Economic Prosperity

AUTHORIZATION	Previous Budgets	2025 Estimate	FORECAST 2026	2027	2028	2029	2030	Five-Year Forecast Total	Six-Year Total
Project Costs ($000's)	N/A *	-	125	125	125	125	125	625	625
Financed by:									
Accumulated Surplus (Retained Earnings)			125	125	125	125	125	625	625

CASH FLOW	2025	2026	2027	2028	2029	2030	Beyond 2030	Total
Project Costs ($000's)	-	125	125	125	125	125	-	625
Financed by:								
Accumulated Surplus (Retained Earnings)		125	125	125	125	125		625

NET OPERATING IMPACT ($000's)	2025	2026	2027	2028	2029	2030
Operating costs						
Debt and finance charges						
Transfer to General Capital Fund						
Total Direct Costs	-	-	-	-	-	-
Less: Incremental Revenue/Recovery						
Net Cost/(Benefit)	-	-	-	-	-	-
Incremental Full Time Equivalent Positions	-	-	-	-	-	-

Class Estimate: Not applicable, as this is a program

Strategic Priority Action Plan Theme: Support to Front Line Services

Project name / description (in priority order)	Service	2025 Class Est	2025	2026	2027	2028	2029	2030	Total
Power tools	Fleet Management Agency (SOA)			125	125	125	125	125	625
Total			-	**125**	**125**	**125**	**125**	**125**	**625**

Project list and timing is subject to change due to operational requirements and unexpected urgent needs.

This program is for the purchase of power tools required to support services provided by Public Works and other City departments.

Projects within the program will not proceed until a class 3 estimate is obtained.

* N/A - No amounts have been included in the "Previous Budgets" due to this program's on-going nature.

Project Name: **Building Renovations**

Standing Policy Committee: Public Works

Department: Fleet Management Agency (SOA)

Service: Fleet Management Agency (SOA)

Project: 8310000427

OurWinnipeg: Economic Prosperity

AUTHORIZATION	Previous Budgets	2025 Estimate	FORECAST 2026	2027	2028	2029	2030	Five-Year Forecast Total	Six-Year Total
Project Costs ($000's)	N/A *	-	-	222	222	222	222	888	888
Financed by:									
Accumulated Surplus (Retained Earnings)				222	222	222	222	888	888

CASH FLOW	2025	2026	2027	2028	2029	2030	Beyond 2030	Total
Project Costs ($000's)	-	-	222	222	222	222	-	888
Financed by:								
Accumulated Surplus (Retained Earnings)			222	222	222	222		888

NET OPERATING IMPACT ($000's)	2025	2026	2027	2028	2029	2030
Operating costs						
Debt and finance charges						
Transfer to General Capital Fund						
Total Direct Costs	-	-	-	-	-	-
Less: Incremental Revenue/Recovery						
Net Cost/(Benefit)	-	-	-	-	-	-
Incremental Full Time Equivalent Positions	-	-	-	-	-	-

Class Estimate: Not applicable, as this is a program

Strategic Priority Action Plan Theme: Support to Front Line Services

Project name / description (in priority order)	Service	2025 Class Est	2025	2026	2027	2028	2029	2030	Total
Building renovations	Fleet Management Agency (SOA)				222	222	222	222	888
Total			-	-	**222**	**222**	**222**	**222**	**888**

Project list and timing is subject to change due to operational requirements and unexpected urgent needs.

This program is for refurbishment and/or improvements to various Winnipeg Fleet Management Agency owned facilities and includes interior, accessibility, heating, ventilation, air conditioning, electrical, plumbing, parking lot, building envelope and structural improvements.

Projects within the program will not proceed until a class 3 estimate is obtained.

* N/A - No amounts have been included in the "Previous Budgets" due to this program's on-going nature.

Project Name: **Light Fleet Asset Acquisitions**

Standing Policy Committee: Public Works

Department: Fleet Management Agency (SOA)

Service: Various - see table below

Project: 8330000125

OurWinnipeg: Economic Prosperity

AUTHORIZATION	Previous Budgets	2025 Estimate	FORECAST 2026	2027	2028	2029	2030	Five-Year Forecast Total	Six-Year Total
Project Costs ($000's)	N/A *	4,110	3,000	3,000	3,000	3,000	3,000	15,000	19,110
Financed by:									
Transfer from General Revenue Fund		339						-	339
Transfer from Animal Services Accumulated Surplus (Retained Earnings)		272						-	272
External Debt		3,499	3,000	3,000	3,000	3,000	3,000	15,000	18,499

CASH FLOW	2025	2026	2027	2028	2029	2030	Beyond 2030	Total
Project Costs ($000's)	4,110	3,000	3,000	3,000	3,000	3,000	-	19,110
Financed by:								
Transfer from General Revenue Fund	339							339
Transfer from Animal Services Accumulated Surplus (Retained Earnings)	272							272
External Debt	3,499	3,000	3,000	3,000	3,000	3,000		18,499

NET OPERATING IMPACT ($000's)	2025	2026	2027	2028	2029	2030
Operating costs						
Debt and finance charges		103	269	392	499	599
Transfer to General Capital Fund						
Total Direct Costs	-	103	269	392	499	599
Less: Incremental Revenue/Recovery						
Net Cost/(Benefit)	-	103	269	392	499	599
Incremental Full Time Equivalent Positions	-	-	-	-	-	-

Class Estimate: See table below for 2025 class estimate

Strategic Priority Action Plan Theme: Support to Front Line Services

Project name / description (in priority order)	Service	2025 Class Est	2025	2026	2027	2028	2029	2030	Total
Light fleet asset acquisitions	Fleet Management Agency (SOA)			3,000	3,000	3,000	3,000	3,000	15,000
Light fleet asset acquisitions	Police Services	3	2,349						2,349
Light fleet asset acquisitions	Fire and Rescue Response	3	229						229
Light fleet asset acquisitions	Animal Services (SOA)	3	272						272
Light fleet asset acquisitions	Water	3	532						532
Light fleet asset acquisitions	Wastewater	3	728						728
Total			**4,110**	**3,000**	**3,000**	**3,000**	**3,000**	**3,000**	**19,110**

Project list and timing is subject to change due to operational requirements and unexpected urgent needs.

Projects within the program will not proceed until a class 3 estimate is obtained.

Light Fleet Asset Acquisitions (continued):

This program funds light fleet asset acquisitions and is subject to future revision due to Winnipeg Fleet Management Agency (WFMA) and City department decisions and vendor availability. Fleet asset acquisitions in 2025 have expected useful lives between 6 to 9 years and are estimated by service above. The Transfer from General Revenue Fund is related to Province of Manitoba Policing Initiatives funding for Winnipeg Police Service.

* N/A - No amounts have been included in the "Previous Budgets" due to this program's on-going nature.

Project Name: **Medium, Heavy & Specialty Fleet Asset Acquisitions**

Standing Policy Committee: Public Works

Department: Fleet Management Agency (SOA)

Service: Various - see table below

Project: 8350000125

OurWinnipeg: Economic Prosperity

AUTHORIZATION	Previous Budgets	2025 Estimate	FORECAST 2026	2027	2028	2029	2030	Five-Year Forecast Total	Six-Year Total
Project Costs ($000's)	N/A *	18,110	13,020	13,020	12,670	12,670	12,670	64,050	82,160
Financed by:									
External Debt		18,110	13,020	13,020	12,670	12,670	12,670	64,050	82,160

CASH FLOW	2025	2026	2027	2028	2029	2030	Beyond 2030	Total
Project Costs ($000's)	18,110	13,020	13,020	12,670	12,670	12,670	-	82,160
Financed by:								
External Debt	18,110	13,020	13,020	12,670	12,670	12,670		82,160

NET OPERATING IMPACT ($000's)	2025	2026	2027	2028	2029	2030
Operating costs						
Debt and finance charges		448	1,166	1,698	2,162	2,595
Transfer to General Capital Fund						
Total Direct Costs	-	448	1,166	1,698	2,162	2,595
Less: Incremental Revenue/Recovery						
Net Cost/(Benefit)	-	448	1,166	1,698	2,162	2,595
Incremental Full Time Equivalent Positions	-	-	-	-	-	-

Class Estimate: See table below for 2025 class estimate

Strategic Priority Action Plan Theme: Support to Front Line Services

Medium, Heavy & Specialty Fleet Asset Acquisitions (continued):

Project name / description (in priority order)	Service	2025 Class Est	2025	2026	2027	2028	2029	2030	Total
Medium, heavy & specialty fleet asset acquisitions	Fleet Management Agency (SOA)			13,020	13,020	12,670	12,670	12,670	64,050
Medium, heavy & specialty fleet asset acquisitions	Fire and Rescue Response	3	12,653						12,653
Medium, heavy & specialty fleet asset acquisitions	Transportation Planning and Traffic Management	3	1,070						1,070
Medium, heavy & specialty fleet asset acquisitions	Urban Forestry	3	687						687
Medium, heavy & specialty fleet asset acquisitions	Parks and Natural Areas	3	359						359
Medium, heavy & specialty fleet asset acquisitions	Insect Control	3	561						561
Medium, heavy & specialty fleet asset acquisitions	Roadway Snow Removal and Ice Control	3	1,722						1,722
Medium, heavy & specialty fleet asset acquisitions	Roadway Construction and Maintenance	3	88						88
Medium, heavy & specialty fleet asset acquisitions	Water	3	470						470
Medium, heavy & specialty fleet asset acquisitions	Recycling and Waste Diversion	3	422						422
Medium, heavy & specialty fleet asset acquisitions	Recreation	3	78						78
Total			**18,110**	**13,020**	**13,020**	**12,670**	**12,670**	**12,670**	**82,160**

Project list and timing is subject to change due to operational requirements and unexpected urgent needs.

This program funds fleet asset acquisitions and is subject to future revision due to Winnipeg Fleet Management Agency (WFMA) and City department decisions and vendor availability. Fleet asset acquisitions in 2025 have expected useful lives between 7 to 12 years and are estimated by service above.

Projects within the program will not proceed until a class 3 estimate is obtained.

* N/A - No amounts have been included in the "Previous Budgets" due to this program's on-going nature.

Project Name: **Fuel Site Upgrades and Improvements**

Standing Policy Committee: Public Works

Department: Fleet Management Agency (SOA)

Service: Fleet Management Agency (SOA)

Project: 8310000325

OurWinnipeg: Economic Prosperity

AUTHORIZATION	Previous Budgets	2025 Estimate	FORECAST 2026	2027	2028	2029	2030	Five-Year Forecast Total	Six-Year Total
Project Costs ($000's)	N/A *	777	200	200	200	200	200	1,000	1,777
Financed by:									
Accumulated Surplus (Retained Earnings)		777	200	200	200	200	200	1,000	1,777

CASH FLOW	2025	2026	2027	2028	2029	2030	Beyond 2030	Total
Project Costs ($000's)	777	200	200	200	200	200	-	1,777
Financed by:								
Accumulated Surplus (Retained Earnings)	777	200	200	200	200	200		1,777

NET OPERATING IMPACT ($000's)	2025	2026	2027	2028	2029	2030
Operating costs						
Debt and finance charges						
Transfer to General Capital Fund						
Total Direct Costs	-	-	-	-	-	-
Less: Incremental Revenue/Recovery						
Net Cost/(Benefit)	-	-	-	-	-	-
Incremental Full Time Equivalent Positions	-	-	-	-	-	-

Class Estimate: See table below for 2025 class estimate

Strategic Priority Action Plan Theme: Support to Front Line Services

Project name / description (in priority order)	Service	2025 Class Est	2025	2026	2027	2028	2029	2030	Total
Fuel dispenser replacement	Fleet Management Agency (SOA)	3	777						777
Fuel site upgrades	Fleet Management Agency (SOA)			200	200	200	200	200	1,000
Total			**777**	**200**	**200**	**200**	**200**	**200**	**1,777**

Project list and timing is subject to change due to operational requirements and unexpected urgent needs.

The Winnipeg Fleet Management Agency (WFMA) offers three types of fuel at below market prices - unleaded gasoline, clear diesel and marked diesel available at five fully automated 24/7 locations strategically located throughout the city. Fuel is managed using a charge-back system based on fuel consumption for each individual fleet vehicle. This program funds capital improvement expenditures to infrastructure at WFMA fuel sites.

* N/A - No amounts have been included in the "Previous Budgets" due to this program's on-going nature.

Return to Table of Contents

Project Name: **Automated License Plate Recognition Renewal Program**

Standing Policy Committee: Public Works

Department: Winnipeg Parking Authority

Service: Parking and MBEA Administration Services

Project: 8400000125

OurWinnipeg: Economic Prosperity

AUTHORIZATION	Previous Budgets	2025 Estimate	FORECAST 2026	2027	2028	2029	2030	Five-Year Forecast Total	Six-Year Total
Project Costs ($000's)	N/A *	293	298	306	334	340	334	1,612	1,905
Financed by:									
Accumulated Surplus (Retained Earnings)		293	298	306	334	340	334	1,612	1,905

CASH FLOW	2025	2026	2027	2028	2029	2030	Beyond 2030	Total
Project Costs ($000's)	293	298	306	334	340	334	-	1,905
Financed by:								
Accumulated Surplus (Retained Earnings)	293	298	306	334	340	334		1,905

NET OPERATING IMPACT ($000's)	2025	2026	2027	2028	2029	2030
Operating costs						
Debt and finance charges						
Transfer to General Capital Fund						
Total Direct Costs	-	-	-	-	-	-
Less: Incremental Revenue/Recovery						
Net Cost/(Benefit)	-	-	-	-	-	-
Incremental Full Time Equivalent Positions	-	-	-	-	-	-

Class Estimate: See table below for 2025 class estimate

Strategic Priority Action Plan Theme: None

Project name / description (in priority order)	Service	2025 Class Est	2025	2026	2027	2028	2029	2030	Total
ALPR Replacements (three units/year)	Parking and MBEA Administration Services	3	293	298	306	334	340	334	1,905
Total			**293**	**298**	**306**	**334**	**340**	**334**	**1,905**

Project list and timing is subject to change due to operational requirements and unexpected urgent needs.

Projects within the program will not proceed until a class 3 estimate is obtained.

This program supports the delivery of on-street and off-street enforcement of parking related by-laws, as well as enforcement related to the Vehicles For Hire by-law, by investing in technologies that allow for effective enforcement practices and increased compliance with by-laws. Capital funding is used to replace existing Automated License Plate Recognition (ALPR) Renewal units and associated equipment that have reached end of life as well as purchasing net new inventory.

* N/A - No amounts have been included in the "Previous Budgets" due to this program's on-going nature.

MBEA: Municipal By-law Enforcement Act

Project Name: **Millennium Library Parkade High Priority Repairs**

Standing Policy Committee: Public Works

Department: Winnipeg Parking Authority
Service: Parking and MBEA Administration Services
Project: 0784000324
OurWinnipeg: Economic Prosperity

AUTHORIZATION	Previous Budgets	2025 Estimate	FORECAST 2026	2027	2028	2029	2030	Five-Year Forecast Total	Six-Year Total
Project Costs ($000's)	675	7,686	3,284	2,817	-	-	-	6,101	13,787
Financed by:									
Province of Manitoba Strategic Infrastructure Funding		7,686		2,817				2,817	10,503
External Debt			3,284					3,284	3,284

CASH FLOW	2025	2026	2027	2028	2029	2030	Beyond 2030	Total
Project Costs ($000's)	7,686	3,284	2,817	-	-	-	-	13,787
Financed by:								
Province of Manitoba Strategic Infrastructure Funding	7,686		2,817					10,503
External Debt		3,284						3,284

NET OPERATING IMPACT ($000's)	2025	2026	2027	2028	2029	2030
Operating costs						
Debt and finance charges		145	239	239	239	239
Transfer to General Capital Fund						
Total Direct Costs	-	145	239	239	239	239
Less: Incremental Revenue/Recovery	96	107	35			
Net Cost/(Benefit)	(96)	38	204	239	239	239
Incremental Full Time Equivalent Positions	-	-	-	-	-	-

Class Estimate: 3

Strategic Priority Action Plan Theme: None

The Millennium Library Parkade requires capital repairs to be undertaken between 2025-2027 that, if left unattended, could cause an unplanned closure of the parkade. The primary elements being repaired are structural work on the P1 slab to address concrete deterioration, replacing lighting system controls that are obsolete and replacing the air handler unit that is past it's useful life. The repairs are staggered over three years to allow for continued use of the parkade.

MBEA: Municipal By-law Enforcement Act

Basis of Budgeting

Expense and Revenue Recognition

The City of Winnipeg develops its operating budget for tax supported and utility operations on a modified accrual basis. The modified accrual basis of accounting records revenue when it is earned, measurable and available. Expenditures are recognized when the liability is incurred, except for certain expenses, for example, those associated with retirement allowances, accrued vacation, worker's compensation, compensated absences, and landfill liabilities which are budgeted on a cash basis. Debt servicing payments are budgeted for when due (depreciation of assets is not budgeted except for SOAs). Revenue from land sales is recorded in accordance with accounting principles used within the real estate industry. Other sources of revenue budgeted are based on previous year's actuals while also considering inflation.

The City uses the full accrual basis of accounting. Revenue is recorded as it is earned and measurable. Expenses are recognized as they are incurred and measurable based on receipt of goods and/or the legal obligation to pay. The City's financial statements are developed in accordance with generally accepted accounting principles for local governments, as recommended by Public Sector Accounting Board (PSAB).

Salaries and Benefits

Of the total City's services expenditures, about half are made up of salaries and benefits. The City negotiates with bargaining units to establish the rates used to compensate City staff. Depending on the bargaining unit the position is associated with, rates used in the budget consist of either the rates in the settled collective agreements or an estimated rate for positions in a bargaining unit.

Capital Assets

Capital assets are generally defined as those with a cost exceeding $100,000 (non-recurring capital projects and recurring/ongoing capital programs) with a minimum 10-year life. These assets are budgeted for in the capital budget and the financing costs are expensed in the operating budgets. Major equipment or automated systems development projects are also included in the capital budget although their useful life may be less than 10 years. Land acquisition and local improvements are considered capital works regardless of expected cost. Smaller asset purchases are expensed in the operating budgets.

Further information on developing the capital budget is disclosed in the "Budget Context and Overview" section of the 2025 Budget.

Service-Based Budget

The City reports budget information on a service-based basis (how much the service will cost and how the service is to be funded), regardless of which area or department delivers the service. The service-based budget is intended to provide more transparent reporting and a more direct link between budgets provided and the services delivered. As part of the budget document a more traditional, by department view is also provided (see Appendix 1 of the 2025 Budget and the Supplement to the 2025 Budget).

Capital Leases

Leases are classified as capital or operating leases. Leases which transfer substantially all of the benefits and risks incidental to ownership of property are accounted for as capital leases. All other leases are accounted for as operating leases and the related lease payments are charged to expense as incurred.

Appendix A

Debt and Debt Payments

The City may only incur debt for the purposes of capital expenditures. With the approval of the Provincial Minister of Finance, a borrowing by-law is passed by Council which authorizes borrowing for the capital budget.

Annual payments of principal and interest are budgeted in the City's operating budget as debt and finance charges.

Consolidation

The annual operating budget adopted by Council provides the spending authorization for each fund, and therefore the current year budget is adopted on a non-consolidated basis. That is, inter-fund transactions have not been eliminated in order to ensure full spending authority is provided. However, each year in the budget document, a consolidated budget is prepared for the current year which eliminates inter-fund transactions. This consolidated budget is then available each year-end to allow comparison and variance reporting to the annual financial statements, also prepared on a consolidated basis (see Appendix 7 of the 2025 Budget).

Balanced Operating Budgets

The City of Winnipeg Charter requires that the City adopt a balanced operating budget for the current year (estimated expenditures for a fiscal year do not exceed the estimated revenues for the year). Council policy provides that year-end surplus be transferred to the Financial Stabilization Reserve. Any operating deficits arising in-year must be addressed in the next year's budget.

As per the Multi-Year Budget Policy, the 2024 to 2027 tax supported operating budget were balanced in all four years.

Reserves

Reserves are established by Council, as required for future financial commitments and are operated under the regulations and policies prescribed by provincial legislation or City by-laws as applicable. Budgets are prepared for reserve expenditures and revenues, and transfers to and from reserves are included in the tax-supported, utility, and capital budgets.

Fees and Charges

A Fees and Charges Schedule is published annually in accordance with the Fees and Charges By-Law (196/2008) to identify the current fees and charges administered by the City of Winnipeg and the authority under which they are administered. The Chief Financial Officer is authorized to increase annually any fee imposed by the City by an amount equal to or less than the rate of inflation. New fees or fee increases greater than inflation must be approved by Council unless specifically otherwise delegated. New fees or fee increases greater than inflation are included as part of the annual budget process.

Major Capital Projects

On October 28, 2015 Council concurred in the recommendation of the Executive Policy Committee and adopted the following:

- That an adjustment to the dollar value for the definition of a Major Capital Project for reporting to the Standing Policy Committee on Finance be approved from $10 million to $20 million to reflect construction inflation since Council originally adopted the policy in 1999.
- That the threshold for Major Capital Project reporting to the Standing Policy Committee on Finance be automatically revised annually for construction inflation and disclosed in the Annual Capital Budget put forward to Council for adoption.
- That the adjusted dollar value for reporting to Standing Policy Committee on Finance be applied on a prospective basis. Projects currently reporting that are under the revised threshold will continue reporting until the project is completed.

On March 22, 2023 Council concurred in the recommendation of the Public Service and adopted that the threshold for Major Capital Projects be maintained at $25 million for the 2023 Budget and as an ongoing process direct the Public Service to provide for Council consideration, at the start of each new multi-year budget cycle, a revised threshold, if required, to be utilized for that entire multi-year budget cycle. Projects currently reporting that are under the threshold will continue reporting until the project is completed.

On March 20, 2024 Council concurred in the recommendation of the Public Service and adopted that the threshold for Major Capital Projects be maintained at $25 million for the 2024-2027 multi-year budget cycle.

Projects $25 million or greater are required to form a Major Capital Projects Advisory Committee within 180 calendar days of project authorization and begin reporting financial status to the Standing Policy Committee on Finance and Economic Development (SPC FED). Reporting is to be done on a quarterly basis, unless otherwise directed by SPC FED, until the project is complete. The SPC FED may, at its discretion, request projects below this threshold to report to the Committee.

Listing of Major Capital Projects previously approved and active for 2025:

1) North End Sewage Treatment Plant (NEWPCC) Upgrade Projects: Power Supply and Headworks Facilities
2) South End Sewage Treatment Plant (SEWPCC) Upgrading and Expansion
3) Water Supervisory Control and Data Acquisition (SCADA) Upgrade and Expansion
4) South Winnipeg Recreation Campus Phase One – Recreation Centre
5) St. Vital Bridge Rehabilitation
6) Transition to Zero Emission Buses (now called Transit Buses)
7) Transit North Garage Replacement
8) North End Sewage Treatment Plant (NEWPCC) Upgrade Projects: Biosolids Facilities
9) CentrePort South Regional Water and Wastewater Servicing – Phase 1A
10) Water Meter Renewals
11) Pembina Highway Overpass (Abinojii Mikanah) Rehabilitation
12) Ferry Road and Riverbend Combined Sewer Relief Works: Rutland Trunk Sewer
13) Armstrong Combined Sewer Relief

This page intentionally left blank

Return to Table of Contents

City of Winnipeg
Cost Estimate Classification*

Cost Estimate Class	Project Definition	Project Definition/ Design % Complete	Accuracy of Cost Estimate
Class 5	Concept Screening, Rough Order of Magnitude Estimate	~1%	-50% to +100%
Class 4	Feasibility	~10%	-30% to +50%
Class 3	**Preliminary Design (for Budget Authorization)**	**~30%**	**-20% to +30%**
Class 2	Detailed Design in progress	~60%	-15% to +20%
Class 1	Detailed Design Documentation Complete, Pre-Tender Estimate	~99%	-10% to +15%

Class of Estimate Descriptions

Class 5 — Rough estimate prepared based on very limited information. Used to make an assessment of initial viability and for long range capital planning.

Class 4 — Estimates prepared based on limited information with some engineering work completed and preliminary scope determination.

Class 3 — Estimates based on completed preliminary design documentation. This Class 3 estimate will form the basis for budget authorization and set initial control estimate against which project deliverables will be measured (i.e. on budget).

Class 2 — Estimates prepared in progressive detail from a Class 3 and are used to establish a contract value against which decisions can be made to revise the scope of the project and manage risk at a specific milestone in the design development.

Class 1 — Pre-tender estimates prepared based on completed detailed design documentation (i.e. drawings, plans, specifications, etc.) as well as complete project delivery plans.

* Determined using AACE International, Recommended Practices 17R-97, 18R-97, 56R-08, 97R-18 & 98R-18

This page intentionally left blank

Transfers from Other Capital Accounts

Capital Project (From) (in thousands $)		Capital Project (To) (in thousands $)	2025	2026	2027	2028	2029	2030	Total
TAX SUPPORTED, TRANSIT AND MUNICIPAL ACCOMMODATIONS									
Planning, Property and Development		**Planning, Property and Development**							
Cemeteries - Improvements 2021	188	Cemeteries - Improvement	188						**188**
Developer Payback 2021	133	Developer Payback	132						**132**
Riverbank Stabilization - Physical Asset Protection 2020	92	Riverbank Stabilization - Physical Asset Protection	110						**110**
Riverbank Stabilization - Physical Asset Protection 2021	17		430						**430**
	430								
Community Services		**Community Services**							
Parks and Recreation Enhancement Program 2021	104	St. Boniface Outdoor Aquatics Facility	490						**490**
Parks and Recreation Enhancement Program 2022	106								
Parks and Recreation Enhancement Program 2023	280								
	490								
		Chief Administrative Office							
Recreation and Library Facility Investment Strategy Program 2023	2,100	Portage Place Redevelopment Capital Grant	1,050	1,050					**2,100**
Municipal Accommodations		**Municipal Accommodations**							
Health/Life Safety/Emergency Systems Refurbishment/City-wide Accessibility 2021	910	Health/Life Safety/Emergency Systems Refurbishment/City-wide Accessibility	3,333						**3,333**
Health/Life Safety/Emergency Systems Refurbishment/City-wide Accessibility 2022	2,423								
	3,333								
Innovation and Technology		**Innovation and Technology**							
E-mail Archiving 2019	136	Technology Infrastructure Program	1,646	577	478	134			**2,835**
Information Security Initiatives 2019	340								
Enterprise Computing Initiative 2020	1,052								
Enterprise Computing Initiative 2021	395								
Innovation Strategy 2019	412								
Innovation Strategy 2020	500								
	2,835								

Capital Project (From) (in thousands $)		Capital Project (To) (in thousands $)	2025	2026	2027	2028	2029	2030	Total
Transit		**Transit**							
Transit Building Replacement / Refurbishment 2020	135	Transit Building Replacement and Renewal (formerly Transit Building Replacement / Refurbishment)	485						**485**
Transit Building Replacement / Refurbishment 2021	350								
Transit Building Roof and Ventilation Upgrade 2021	392	Transit Roof Replacement and Ventilation Upgrade	392						**392**
Hoist Replacement at Fort Rouge Garage - 2020	645	Hoist Replacement at Fort Rouge Garage	3,278						**3,278**
Hoist Replacement at Fort Rouge Garage - 2022	2,633								
Heated Bus Shelter Program 2020	208	Bus Shelters, Stops and On Street Infrastructure Program	1,776						**1,776**
Heated Bus Shelter Program 2021	68								
Heated Bus Shelter Program 2022	1,500								
	5,931		5,931						**5,931**
Total Tax Supported, Transit and Municipal Accommodations	**$ 15,119**		**$ 12,880**	**$ 1,627**	**$ 478**	**$ 134**	**$ -**	**$ -**	**$ 15,119**

Public Private Partnership Payments as a Percentage of Cash to Capital / Canada Community-Building Fund

(in thousands of $)	2024	2025	2026	2027	2028	2029	2030
Tax Supported Public Private Partnership Payments:							
1 Charleswood Bridge	$ 2,710						
2 Disraeli Bridge and Overpass Facility	13,337	13,395	13,455	13,520	13,181	13,263	13,329
3 Chief Peguis Trail - Henderson Highway to Lagimodiere Boulevard	7,476	7,525	7,575	7,626	6,203	6,275	6,329
4 East District Police Station	1,155	1,155	1,155	1,155	1,188	1,254	1,254
Total Public Private Partnership Payments	**$ 24,678**	**$ 22,075**	**$ 22,185**	**$ 22,301**	**$ 20,572**	**$ 20,792**	**$ 20,912**
Financing Sources:							
1 Cash to Capital	$ 5,790	$ 3,188	$ 3,663	$ 3,663	$ 27,928	$ 25,958	$ 25,657
2 Canada Community-Building Fund	50,143	63,304	50,590	51,716	53,310	52,513	52,513
Total Financing Sources	**$ 55,933**	**$ 66,492**	**$ 54,253**	**$ 55,379**	**$ 81,238**	**$ 78,471**	**$ 78,170**
Payments as a Percentage of Cash to Capital and Canada Community-Building Fund	**44.12%**	**33.20%**	**40.89%**	**40.27%**	**25.32%**	**26.50%**	**26.75%**

Notes:

1. Public Private Partnership (P3) payments include annual service/financing payments and debt servicing payments.

2. On December 15, 2009, Council directed that the annual lease/service payments and debt servicing costs for tax supported public private partnerships be funded annually up to a maximum of 30% of the cash to capital contribution and the Canada Community-Building Fund.

3. On December 16, 2020, Council amended the P3 Policy to: If the funding of annual lease/service payments and debt servicing costs for tax supported public private partnerships exceeds 30% of cash to capital contribution and Canada Community-Building Fund, no additional tax supported public private partnerships can be entered into until funding of annual lease/service payments and debt servicing costs for tax supported public private partnerships is reduced to a level below 30% of cash to capital contribution and Canada Community-Building Fund.

4. The "Southwest Rapid Transitway (Stage 2) and Pembina Highway Underpass" capital project was approved by Council on June 25, 2014. As this is a utility project, it does not impact this Public Private Partnership payments calculation.

This page intentionally left blank

Capital Projects Funded by the Canada Community-Building Fund

(in thousands of $)	2025	2026	2027	2028	2029	2030	Six-Year Total
Preliminary Budget	63,304	50,590	51,716	53,310	52,513	52,513	323,946
Council Approved Forecast	56,410	48,229	48,482	48,382	48,432		249,935
Variance[1]	6,894	2,361	3,234	4,928	4,081	52,513	74,011
Details By Project:							
Public Works							
1 Pedestrian and Cycling Program	886	1,888	2,649	2,700	3,328	3,328	14,779
2 Transportation Planning Studies	678	164				877	1,719
3 Traffic Signals Bases & Bulbs Replacements					53		53
4 Traffic Management Centre Equipment Program	200	200	200	200	206	212	1,218
5 Road Safety Improvement Program				345	470	153	968
6 Strategic Road Network Study		300					300
7 Salt and Sand Storage Shed	600						600
8 St. Anne's Road Widening			180	3,726			3,906
8 Pipeline Twinning - Leila to Templeton			590	1,116	2,426		4,132
9 Regional and Local Street Renewal	1,635						1,635
10 Waterway Crossing and Grade Separations - Annual Program	1,305	555	390			1,324	3,574
11 Pembina Highway Overpass (Abinojii Mikanah) Rehabilitation	13,001						13,001
12 Osborne Street Underpass	600						600
13 Lagimodiere Twin Overpasses Rehabilitation (Concordia Avenue & CPR Keewatin)		9,545	3,761				13,306
14 Disraeli Bridge and Overpass Facility	12,795	13,055	13,120	13,181	13,263	13,329	78,743
15 Chief Peguis Trail - Henderson Highway to Lagimodiere Boulevard	6,925	6,100	6,151	6,203	6,275	6,329	37,983
16 Asset Management System - Various Divisions	25	25	25	25	25	25	150
17 Regional Parks		1,730	2,990	2,650	2,790	3,149	13,309
18 Downtown Parks Improvements Program		450		1,700	1,300		3,450
19 Interpretive and Wayfinding Signage Program	100	100	100	75	78	81	534
20 Community & Neighbourhood Parks Program	400	350	150	350	150	350	1,750
21 Waterway Access Improvement Program	200	200	200	106	279	288	1,273
22 Parks Buildings	300		400	1,021	1,395	593	3,709
23 Parks and Recreation Enhancement Program		968	1,238	975	1,125	1,125	5,431
24 Assiniboine Park Conservancy (APC) - Infrastructure and Sustainability	1,336	2,000	2,980	1,854	2,000	2,000	12,170
Community Services							
25 St. Boniface Outdoor Aquatic Facility		134	267				401
26 Spray Pad Investment Program	1,000	416		1,600	3,000		6,016
27 South Winnipeg Recreation Campus: Aquatic Facility		1,500					1,500
28 Roblin Park Community Centre - Covered Rink			800				800
29 East of the Red Recreation Plex			2,106				2,106
30 Freight House Outdoor Pool Redevelopment			1,202				1,202
31 St. James Civic Centre Pool - Change Room Upgrades						2,385	2,385
Fire Paramedic Service							
32 Facility Optimization - Waverley West Station	7,990						7,990
33 Facility Optimization - Osborne Fire Paramedic Station Consolidation				5,286			5,286
34 Facility Optimization - Silver Heights Fire Paramedic Station Consolidation		1,600					1,600
Planning, Property and Development							
35 Riverbank Stabilization - Physical Asset Protection		140					140
36 CentrePlan 2050 - Infrastructure	200						200
Municipal Accommodations							
36 Health/Life Safety/Emergency Systems Refurbishment/City-wide Accessibility	472	1,118	1,155	642	2,928	2,928	9,243

Appendix F

(in thousands of $)		2025	2026	2027	2028	2029	2030	Six-Year Total
City Clerks								
37	City of Winnipeg Archives - The Winnipeg 150 Legacy Project	5,584						5,584
Council								
37	Communities Fund		980	2,800	1,200	1,696	1,696	8,372
Transit								
38	Transit Building Replacement and Renewal	456	710					1,166
39	Transit Roof Replacement and Ventilation Upgrade	2,400						2,400
40	Transit Buses			8,262	8,355	8,973	12,341	37,931
41	Heavy and Other Equipment Program	375	1,400					1,775
42	Hoist Replacement at Fort Rouge Garage	3,841	3,472					7,313
43	Transit Waterline Replacement		1,490					1,490
Water and Waste								
44	Brady Road Resource Management Facility - Cell Construction					753		753
Total Projects Financed by the Canada Community-Building Fund		**63,304**	**50,590**	**51,716**	**53,310**	**52,513**	**52,513**	**323,946**

1 Variance is due to the availability of surplus funding in 2025 and an increase in the Canada Community-Building Funding allocation from the Federal Government.

Capital Projects Funded by the Province of Manitoba Infrastructure Funding

	(in thousands $)	2024	2025	2026	2027
	Details By Project:				
	Public Works				
1	Pedestrian and Cycling Program	851			248
2	Transportation Planning Studies		168		
3	Traffic Signals Vehicle Detection Program	250	250	250	250
4	Traffic Signals Bases & Bulbs Replacement				1,500
5	Road Safety Improvement Program	2,023	2,500	802	2,146
6	Strategic Road Network Study	15			
7	Salt and Sand Storage Shed		150		
8	Regional and Local Street Renewal		6,000		58,315
9	Waterway Crossings and Grade Separations - Annual Program	800	1,299	1,423	2,000
10	Pembina Highway Overpass (Abinojii Mikanah) Rehabilitation	500	4,399		
11	Osborne Street Underpass			500	
12	St. Vital Bridge Rehabilitation	5,607			
13	Lagimodiere Twin Overpass Rehabilitation (Concordia Avenue & CPR Keewatin)	700		3,173	1,981
14	Parks Buildings		375		
15	Rainbow Stage	300			
16	Soil Remediation	200			
17	Urban Forest Renewal Program	4,834	7,613	5,475	8,295
	Community Services				
18	Library Facility Safety, Security and Accessibility Improvements Program				200
19	Northwest Winnipeg New Library	1,000			
20	Recreational Facility Safety, Security and Accessibility Improvements Program		200		185
21	Fitness Equipment Renewal Program	255	320		340
22	Bonavista Recreation and Leisure Centre		2,000		
22	Spray Pad Investment Program		2,512		3,500
23	East of the Red Recreation Plex				4,100
	Fire Paramedic Service				
24	Facility Optimization - Waverley West Station		2,520		
25	Next Generation 911 and Telephony System			6,545	
	Planning, Property and Development				
26	Downtown Enhancement Program	237	151		
27	Cemetery Planning and Development	449	291		100
28	New Columbaria Investment Program	294	100		124
29	Riverbank Stabilization - Physical Asset Protection	3,000	3,000		

Appendix G

	(in thousands $)	2024	2025	2026	2027
	Municipal Accommodations				
30	Health/Life Safety/Emergency Systems Refurbishment/City-wide Accessibility		471		1,156
	City Clerks				
31	City of Winnipeg Archives - The Winnipeg 150 Legacy Project	11,647			
	Chief Administrative Office				
32	Portage Place Redevelopment Capital Grant	4,000	2,500		
	Innovation and Technology				
32	Digital Customer Experience Program		445		223
33	Citizen Portal	300			
34	311 Renewal	154			
35	Assessment & Taxation Systems Program		312		245
35	Community Services Library Technology Upgrade & Replacement Program		350		375
	Assessment and Taxation				
36	Computer Aided Mass Appraisal System - Detailed Analysis and Implementation	500			
	Transit [4]				
37	Transit Buses	12,665	13,639	33,951	
38	Radios and Intelligent Transportation Systems Replacement	4,493			
39	North Garage Replacement	20,711	672		
40	Primary Transit Network Infrastructure		2,114	3,990	
41	Rapid Transit (Downtown Corridors) Preliminary Design		376	1,840	
42	Wheelchair Securements Retro-fit		2,687	1,151	
43	Safety Shield Extensions	2,184			
	Water and Waste				
44	River Crossings Monitoring and Renewals	10,000			
45	Brady Road Resource Management Facility - Cell Construction		4,000		5,800
	Winnipeg Parking Authority				
46	Millennium Library Parkade High Priority Repairs		7,686		2,817
	Total Infrastructure Financed by the Province of Manitoba	**87,969**	**69,100**	**59,100**	**93,900**

(in thousands $)	2024	2025	2026	2027

1. The above listing identifies the funding in the 2024 budget, the 2025 Preliminary Budget, and the 2026 - 2027 forecast. The table below provides a summary by funding sources included in the budget. There are no funding amounts included for 2028 to 2030.

Funding Sources (in thousands $):	**2024**	**2025**	**2026**	**2027**
Investing in Canada Infrastructure Program	37,869	19,488	40,932	-
Strategic Infrastructure Funding	40,100	43,612	18,168	93,900
Incremental Government of Manitoba Funding	10,000	6,000		
	87,969	**69,100**	**59,100**	**93,900**

2. On May 22, 2024, the Executive Policy Committee referred the $4 million annual increase in Strategic Infrastructure Basket funding to the 2025 budget process. The Provincial Strategic Infrastructure basket funding is projected at $93.9 million per year starting in 2024 (previous annual amount $89.9 million) - see table below. The variance from forecast is due to the increase in funding.

Projects (in thousands $):	**2024**	**2025**	**2026**	**2027**
Balance as per table above	87,969	69,100	59,100	93,900
NEWPCC Phase 2 Biosolids	16,000	30,300	35,300	
Less: Incremental Government of Manitoba Funding	(10,000)	(6,000)	-	-
Total City Budget	**93,969**	**93,400**	**94,400**	**93,900**
Projected Provincial Strategic Infrastructure basket funding	93,900	93,900	93,900	93,900
Variance due to rounding or timing in the budget	69	(500)	500	-

3. On September 26, 2024, Council approved grants totalling $16.1 million to True North Real Estate Development Ltd. to support redevelopment of public space at Portage Place Mall. $6.5 million of this grant is funded by Province of Manitoba Strategic Infrastrucutre funding ($4 million from 2024 and $2.5 million from the 2025 allocation).

4. Other than the Safety Shield Extensions, funding for Transit supports projects applied for through the tri-patriate Investing in Canada Infrastructure Program. Funding for projects in this program are shared by the City of Winnipeg, the Province of Manitoba and the Federal Government.

5. Shared Health Capital Grant information is not included.

This page intentionally left blank

Active Transportation Projects

(in thousands of $)	2025	2026	2027	2028	2029	2030	Six-Year Total
Pedestrian and Cycling Program	2,228	5,407	6,660	6,978	7,810	8,044	37,127
Regional and Local Street Renewal [5]							
Recreational Walkways and Bike Path Renewals	3,278	2,185	2,251	2,319	2,388	2,460	14,881
Regional Sidewalk and Curb Renewal	673	711	1,351	1,391	1,433	1,476	7,035
Sidewalk Renewals on Local Streets	1,122	3,278	4,502	4,637	4,776	4,919	23,234
Waterway Crossing and Grade Separation - Annual Program (Omand's Park pedestrian bridge study)	300						300
Osborne Street Underpass	1,100			1,500			2,600
Elm Park Bridge Repairs				3,975			3,975
Waterway Access Improvement Program	100	100	100	150	155	159	764
Primary Transit Network Infrastructure		2,615					2,615
TOTAL	**$ 8,801**	**$ 14,296**	**$ 14,864**	**$ 20,950**	**$ 16,562**	**$ 17,058**	**$ 92,531**

Notes:

1. On May 14, 2008, Council concurred in the recommendation that a policy be adopted to incorporate Active Transportation (AT) facilities into any reconstruction or rehabilitation required on any infrastructure identified as an AT facility in the proposed active transportation network.

2 .The six-year AT investments in the 2025 preliminary capital budget and 2026 - 2030 forecast total **$92.5 million, an increase of $11.1 million over** the 2024 6-year total ($81.4 million).

3 .The amounts above identify the budget dollars dedicated to AT facilities within the 2025 preliminary capital budget and five-year forecast. Funding for the AT work is included within the total funding for the projects/programs noted. There may be other AT projects that could not be estimated at time of printing.

4. Outside of sidewalks and recreational walkways & bike path renewals, additional active transportation related projects will be undertaken as part of regional and local street renewals within the Regional and Local Street Renewal Program. Further study is required prior to confirming cost estimates.

This page intentionally left blank

Service Based Budget Alignment to Strategic Plans

OurWinnipeg

OurWinnipeg 2045, adopted by Council on May 26, 2022, is Winnipeg's 25-year development plan and sets out:

(a) the city's long-term plans and policies respecting
  (i) its purposes,
  (ii) its physical, social, environmental and economic objectives, and
  (iii) sustainable land uses and development;
(b) measures for implementing the plan; and
(c) such other matters as
 the minister or council considers necessary or advisable

The vision for OurWinnipeg 2045 is to be a thriving, sustainable and resilient city, grounded in a strong commitment for human rights, that is welcoming and contributes to an equitable, and high quality of life for all. This table outlines which OurWinnipeg goals are aligned with service area goals.

		OurWinnipeg Goals					
		Leadership & Good Governance	Environmental Resilience	Economic Prosperity	Good Health & Well-Being	Social Equity	City Building
Committee/ Board	Service Area						
Public Works	Active Transportation	■	■	■	■		■
	Roadway Construction and Maintenance	■	■	■	■		■
	Transportation Planning and Traffic Management		■	■	■		■
	Roadway Snow Removal and Ice Control		■	■	■	■	■
	Public Transit	■	■				■
	City Beautification		■	■	■	■	■
	Winnipeg Fleet Management (SOA)	■	■	■			
	Parking and MBEA Administrative Services	■		■			■
	Vehicles for Hire	■		■			■
Water, Waste and Environment	Water	■	■				
	Wastewater	■	■				
	Land Drainage and Flood Control	■	■				
	Solid Waste Collection	■	■				
	Solid Waste Disposal		■				
	Recycling and Waste Diversion	■	■				
	City Planning	■		■			■

Appendix I

		OurWinnipeg Goals					
		Leadership & Good Governance	Environmental Resilience	Economic Prosperity	Good Health & Well-Being	Social Equity	City Building
Committee/ Board	**Service Area**						
Property and Development	Neighbourhood Revitalization	■	■	■	■	■	■
	Development Approvals, Building Permits and Inspections	■					■
	Heritage Conservation	■	■	■		■	■
	Property Asset Management	■	■	■			■
	Cemeteries	■	■	■	■	■	■
	Golf Services (SOA)		■		■		
Community Services	Fire and Rescue Response				■		■
	Community Risk Reduction				■		
	Medical Response				■		
	Emergency Management	■	■	■	■		
	Recreation	■		■	■	■	
	Parks and Natural Areas		■	■	■		■
	Urban Forestry		■	■	■		■
	Community Licensing and Bylaw Enforcement	■		■	■	■	
	Libraries	■		■	■	■	
	Arts, Entertainment and Culture	■		■	■	■	
	Insect Control		■	■	■		■
	Animal Services (SOA)	■			■	■	
Winnipeg Police Board	Police Services			■	■	■	
Finance and Economic Development	Assessment, Taxation & Corporate	■					
	Economic Development			■			■
Executive Policy Committee	Organizational Support Services	■		■	■	■	
	Community Support Service	■		■	■	■	
	Innovation, Transformation and Technology	■					
	Contact Centre – 311	■					
	Council Services	■			■		

MBEA: Municipal By-law Enforcement Act

For more information on OurWinnipeg, please visit: http://winnipeg.ca/interhom/CityHall/OurWinnipeg/

Strategic Priorities Action Plan

During 2023, Council adopted a Strategic Priorities Action Plan which outlines key priorities and actions for the four-year Council term. Within the plan, Council identified 5 broad themes as strategically important. Under these 5 themes Council further identified 42 specific priority actions for focus and investment.

In addition to the 5 themes, some services have identified goals and budget priorities which are primarily focused on Corporate Support & Governance in supporting city operations as a whole rather than a specific theme. This table outlines which Strategic Priorities Action Plan themes service areas feel are advanced by currently identified goals and measures.

		Strategic Priorities Action Plan Themes					
		The Downtown	A Strong Economy	A Liveable Safe, Healthy, Happy City	A Green & Growing City with Sustainable Renewal of Infrastructure	A City that Works for Residents through Improved Customer Service	Corporate Support & Governance
Committee/ Board	**Service Area**						
Public Works	Active Transportation				■		
	Roadway Construction and Maintenance			■	■	■	
	Transportation Planning and Traffic Management	■		■	■	■	
	Roadway Snow Removal and Ice Control			■	■		
	Public Transit				■		
	City Beautification			■		■	
	Winnipeg Fleet Management (SOA)		■		■	■	
	Parking and MBEA Administrative Services			■		■	
	Vehicles for Hire			■			
Water, Waste and Environment	Water				■	■	
	Wastewater				■	■	
	Land Drainage and Flood Control				■		
	Solid Waste Collection					■	
	Solid Waste Disposal				■	■	
	Recycling and Waste Diversion		■		■	■	
Property and Development	City Planning		■	■			
	Neighbourhood Revitalization			■			
	Development Approvals, Building Permits and Inspections			■		■	

Appendix I

		Strategic Priorities Action Plan Themes					
		The Downtown	A Strong Economy	A Liveable Safe, Healthy, Happy City	A Green & Growing City with Sustainable Renewal of Infrastructure	A City that Works for Residents through Improved Customer Service	Corporate Support & Governance
Committee/ Board	**Service Area**						
	Heritage Conservation		■	■	■		
	Property Asset Management		■	■	■	■	
	Cemeteries			■			
	Golf Services (SOA)			■	■		
Community Services	Fire and Rescue Response			■			
	Fire and Injury Prevention			■			
	Medical Response			■			
	Emergency Management			■			
	Recreation			■		■	
Community Services	Parks and Natural Areas	■		■	■	■	
	Urban Forestry				■	■	
	Community Liveability			■		■	
	Libraries			■			
	Arts, Entertainment and Culture						■
	Insect Control			■	■	■	
	Animal Services (SOA)			■		■	
Winnipeg Police Board	Police Services			■			
Finance and Economic Development	Assessment, Taxation & Corporate						■
	Economic Development		■				
Executive Policy Committee	Organizational Support Services			■			■
	Community Support Service			■			
	Innovation, Transformation & Technology						■
	Contact Centre – 311					■	
	Council Services					■	

MBEA: Municipal By-law Enforcement Act

For more information on The Strategic Priorities Action Plan please visit:
https://www.winnipeg.ca/sites/default/files/2023-07/2023-2026-Council-Strategic-Priorities-Action-Plan_1.pdf

Service Based Budget – Services By Policy Area

Service	Sub-Service
Public Works	
Roadway Construction and Maintenance	Bridge Construction and Maintenance
	Regional Streets Construction and Maintenance
	Local Streets Construction and Maintenance
	Boulevard Grass Maintenance
Transportation Planning and Traffic Management	Street Lighting
	Transportation Planning and Design
	Traffic/Right of Way Management
Roadway Snow Removal and Ice Control	Regional Streets Snow and Ice Removal
	Local Streets Snow and Ice Removal
	Sidewalk Snow and Ice Removal
	Park and Facility Snow and Ice Removal
	Pathway Snow/Ice Removal
	Snow Disposal Sites
Public Transit	Conventional Transit
	Transit Plus
	Chartered Bus and Special Events
City Beautification	Litter Collection
	Public Gardens/Landscaping
	Ornamental Lighting/Flags and Banners/Public Art
	Graffiti Control
	Spring Clean-up
	Regional Street Cleaning
	Local Street Cleaning
Active Transportation	Regional Sidewalk Construction and Maintenance
	Local Sidewalk Construction and Maintenance
	Active Transportation Pathway Construction and Maintenance
	Active Transportation Planning and Design
Winnipeg Fleet Management SOA	Fleet Vehicles
Parking and MBEA Administration Services (MBEA: Municipal By-law Enforcement Act)	Parking Facilities
	On-Street Parking Enforcement
	On-Street Parking
	MBEA non-parking
Vehicles for Hire	Vehicles for Hire
	Winnipeg WAV
Water, Waste and Environment	
Water	Water Supply and Treatment
	Water Distribution
Wastewater	Wastewater Collection
	Wastewater Treatment
Land Drainage and Flood Control	Flood Control
	Land Drainage
	Waterways Management
Solid Waste Collection and Disposal	Solid Waste Collection
	Solid Waste Disposal
Recycling and Waste Diversion	Recycling
	Waste Diversion
Property and Development	
City Planning	Area Development and Renewal Planning
	City-wide Long Range Planning
Neighbourhood Revitalization	Housing Initiatives
Development Approvals, Building Permits and Inspections	Residential Development Approvals and Inspection
	Commercial Development Approvals and Inspection
Heritage Conservation	Heritage Conservation
Property Asset Management	Infrastructure Planning
	Municipal Accommodations
	Land and Property
	Pool Facilities
	Arena Facilities
	Recreation Centres
	Community Centre Facilities
Cemeteries	Cemeteries (Brookside, St. Vital, and Transcona)
Golf Services SOA	Golf Courses

Service	Sub-Service
Community Services	
Fire and Rescue Response	Fire Suppression and Life Rescue
	Fire Investigation
	Specialty Rescue
	Fire Paramedic Response
Community Risk Reduction	Fire and Injury Prevention Education
	Fire Inspection
Medical Response	Emergency Ambulance
	Medical Transfers
	Community Paramedicine
Emergency Management	Emergency Management
	Emergency Social Services
Recreation	Aquatics Services
	Recreation Services
	Arenas
	Community Centres
Parks and Natural Areas	Park Grass Maintenance
	Park Amenity Maintenance
	Athletic Field Maintenance
	Park Pathway Maintenance
	Park Planning/Development
	Weed Control
	Natural Areas Management
	Playground Management
	Assiniboine Park Conservancy
	Winter Amenity Maintenance
Urban Forestry	Tree Planting
	Tree Pruning and Removal (non-DED)
	Dutch Elm Disease Control (DED)
Community Licensing and Bylaw Enforcement	Vacant Building Enforcement
	Community By-law Enforcement
	Bicycle Recovery
Libraries	Library Services
Arts, Entertainment and Culture	Arts, Entertainment and Culture Grants
	Arts, Entertainment and Culture Events
	Museums
Insect Control	Insect Control
Animal Services SOA	Animal Control and Care
Winnipeg Police Board	
Police Services	Police Services
Finance and Economic Development	
Assessment, Taxation and Corporate	Assessment and Taxation
	Financial Management
	Corporate Accounts
Economic Development	Economic Development
Executive Policy	
Organizational Support Services	Chief Administrative Office
	Communications
	Human Resource Services
	Legal Services
Community Support Service	Community Grants
	Community Initiatives
	Community Safety
	Indigenous Relations
Innovation, Transformation and Technology	Innovation and Technology
Contact Centre - 311	Contact Centre - 311
Council Services	Auditing
	Mayor and Council
	Archives-City Clerks
	Elections-City Clerks
	Citizen Access and Appeals
	Council Support-City Clerks
	Executive Support

This page intentionally left blank

Return to Table of Contents

Appendix K

Financial Management Plan Update

City Council adopted the Financial Management Plan (FMP) on March 20, 2020. The Plan sets forth the guidelines against which current and future financial performance will be measured, and provides a sustainable long-term approach for the City's fiscal strategy.

Periodic review and reporting on the (FMP) are done in accordance with *OurWinnipeg*. The following provides a progress report on the FMP goals, which are aligned to *OurWinnipeg* goals of Leadership & Good Governance, and Economic Prosperity**.** The measures reported against the financial management plan goals include the financial implications of the COVID-19 pandemic.

The following is a summary of the goals and results for 2020 to 2023 Financial Management Plan.

#	*OurWinnipeg* Goal	FMP Goal	2023 Status	2022 Status	2021 Status	2020 Status
1		Ensure a sustainable revenue structure **Target:** A revenue structure that keeps pace with inflation adjusted for growth	✓	✗*	✗*	✗*
2		Support a sustainable and competitive tax environment **Target:** A stable and competitive taxation system	✓	✗	✓	✓
3		Support Economic Growth **Target:** Increase assessment base	✓	✓	✓	✓
4		Support long-term financial planning **Target:** Transition to multi-year balanced tax supported operating budgets	✓	✓	✓	✓
5		Build, maintain and enhance infrastructure **Target:** Continue to implement leading practices for asset management	✓	✓	✓	✓
6		Manage expenditures **Target:** Operating expenditure increases should not exceed inflation adjusted for population growth	✓	✓	✓	✓
7		Manage debt **Target:** That debt issuance and outstanding debt is in accordance with the debt management policy and debt strategy	✓	✓	✓	✓
8		Ensure adequate reserves and liquidity **Target/Measure:** Reserve balances maintained at Council approved levels	✗	✗	✓	✓

***** Primarily due to financial impacts of the COVID-19 pandemic.

Leadership and Good Governance

Economic Prosperity

Appendix K

Goal #1: Ensure a sustainable revenue structure

Target: A revenue structure that keeps pace with inflation adjusted for growth

Measure: Increase in operating revenue should be, at a minimum, inflation adjusted for population growth.

Between 2022 and 2023, inflation adjusted for population growth, was 7.7%. Operating revenues for the City for this same period increased by 9.0% while total consolidated revenues increased by 16.3%.

During this period municipal taxes grew at a rate of 3.50% for increases for improvements to local and regional streets and bridges (2%), payments for Stage 2 of the Southwest Rapid Transitway (0.33%), and for operations (1.17%). Frontage levy rate increased by $1.50 per foot.

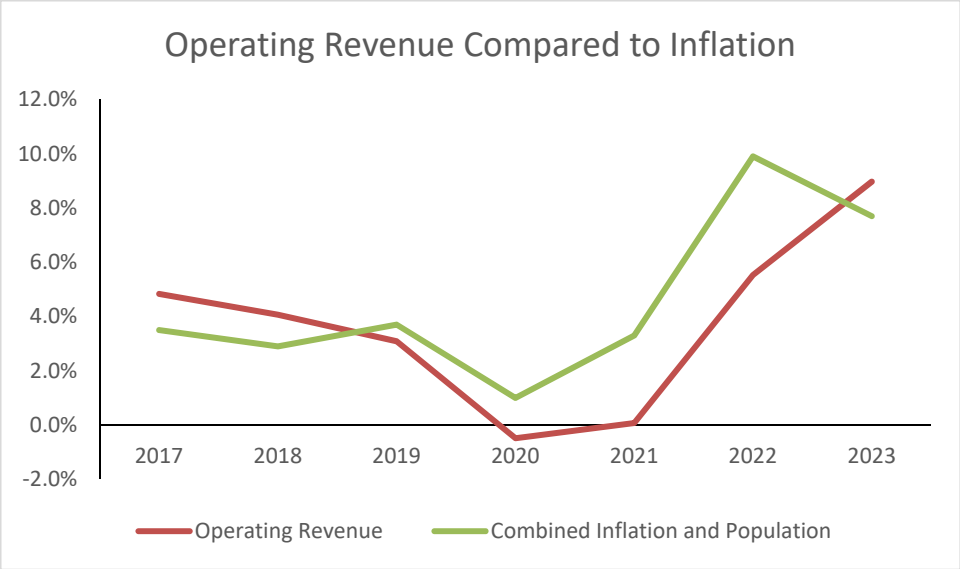

Sales and service revenue, and regulatory fees increased mainly due to the majority of City operations returning to normal operating levels. Provincial transfers had also increased by almost 16%. Other revenue increased due to higher interest rates.

For more information on revenue variances refer to the City's 2023 Annual Financial Report.

The 2024 to 2027 Multi-Year Budget includes new and above inflation fee increases such as 911 monthly levy of $1 per phone line, accommodations tax increase of 1% in 2024, 4-year water and sewer rates, 10 cent transit fare increases, and other fees and charges increases. Fees and charges are projected to increase at rate of 5% in 2024 and 2025 and 2.5% in 2026 and 2027. The 2024 and 2025 fees and charges rate increases are consistent with the high inflationary increases in previous years, while smoothing out the impact to users over three years (2023-2025).

The City recognizes the need for new long-term growth revenue sources to be able to continue providing the level of services its citizens expect and to maintain a sustainable revenue structure to avoid future years' operational deficits.

Goal #2: Support a sustainable and competitive tax environment

Target: A stable and competitive taxation system

Measure: Assessing that taxation levels adopted through multi-year budgets meet service requirements.

In 2024, the City approved a 4-year balanced multi-year operating budget and a 6-year balanced capital budget with tax increases of 3.50% dedicated to infrastructure and operational funding. The balancing of both the operating and capital budgets over four years indicates that taxation levels are sufficient to meet current operating service requirements. In 2023, an estimated amount equivalent to 1.17% property tax increase was allocated to the operating budget.

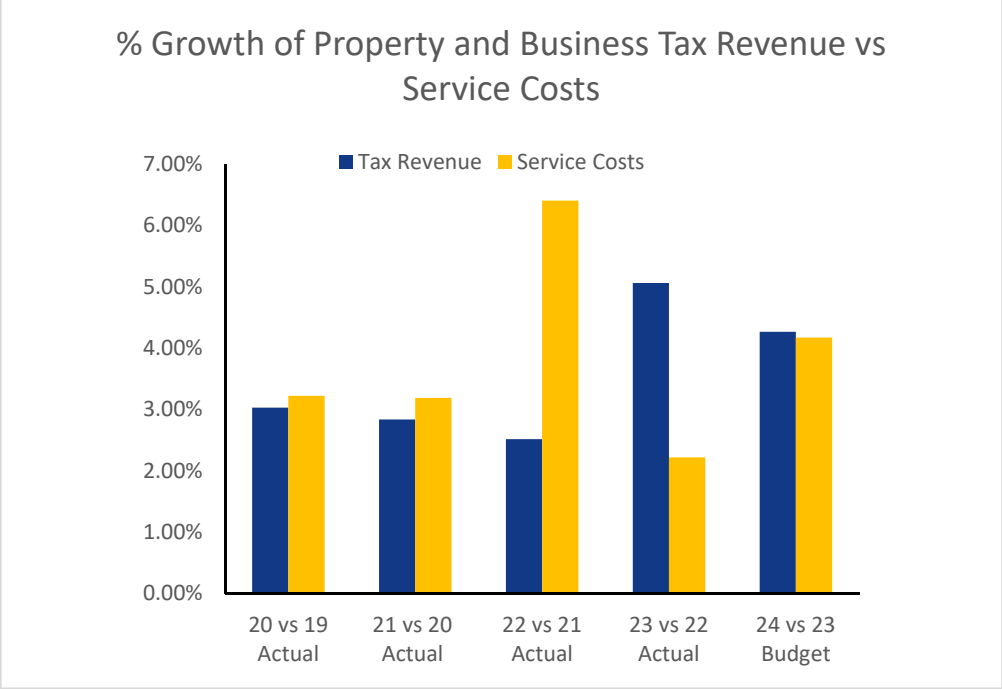

This chart shows the relationship between the percentage growth in property and business tax revenue compared to tax supported service costs. Based on tax increases and projected growth in the tax base, current taxation levels grew at an average of 3.4% from 2020 to 2023, in comparison to 3.8% for service costs for the same period.

Appendix K



y

The City works with it partners, CentreVenture and Economic Development Winnipeg to encourage development in the City. As well, the table above illustrates that the City continues to have one of the lowest property taxes compared with other Municipalities.

The above data does not consider infrastructure. The 2024 Infrastructure Plan identifies an infrastructure deficit of ~$8.0 billion for infrastructure needs over a 10-year period ending in 2033 (refer to goal #5). This deficit reflects additional service requirements in future years and the City will need to consider other funding sources for these projects in future years' budgets, if current taxation levels are to be maintained.

Goal #3: Support Economic Growth

Target: Increase assessment base
Measure: Growth in the assessment base.

Based on the data below, the City's property assessment base has been growing annually from 2012 to 2024. The 2024 assessment base has increased 1.19% from 2023.

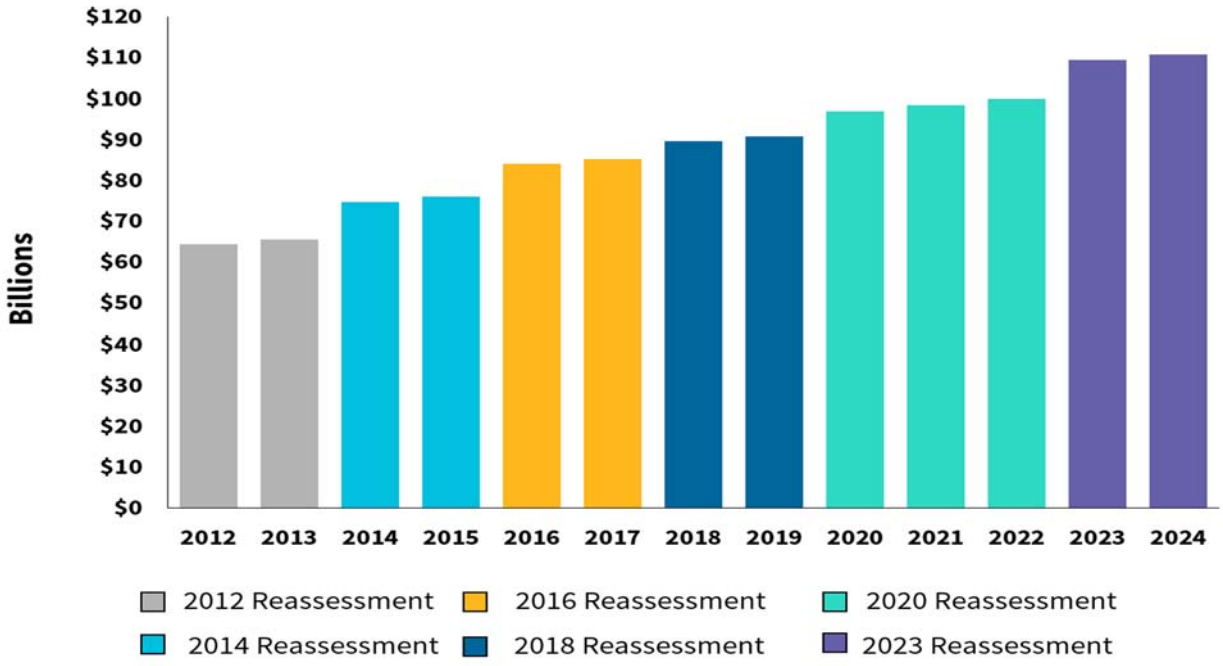

Note: Property is reassessed every two years under provincial legislation. Manitoba's reassessment cycle changed to three years in 2023 only to allow real estate market trends impacted by COVID-19 pandemic to be more accurately reflected in property assessments. The assumption is that the reassessment cycle will go back to two years with the next one scheduled for 2025.

Appendix K

Goal #4: Support long-term financial planning

Target: Transition to multi-year balanced tax supported operating budgets
Measure: Successful adoption of a multi-year balanced budget

On June 21, 2018 Council directed the Public Service to start a process to implement a multi-year budget approach effective for the 2020 budget year, with a focus on addressing the structural deficit in tax-supported City operations. Prior to the City of Winnipeg's 2020 multi-year budget process, the City had a structural deficit in its Tax supported operating budget. A structural deficit is a deficit that results from a persistent and underlying imbalance between budgetary revenues and expenditures. On March 20, 2020, Council adopted the 2020 – 2023 Operating and Capital Budget, which includes the City's first four-year balanced operating budget. The 2020 multi-year budget process eliminated these deficits and balanced the budget such that operating expenditures would equal operating revenues for 2020 through to 2023. The City's second balanced multi-year tax supported budgets is shown below.

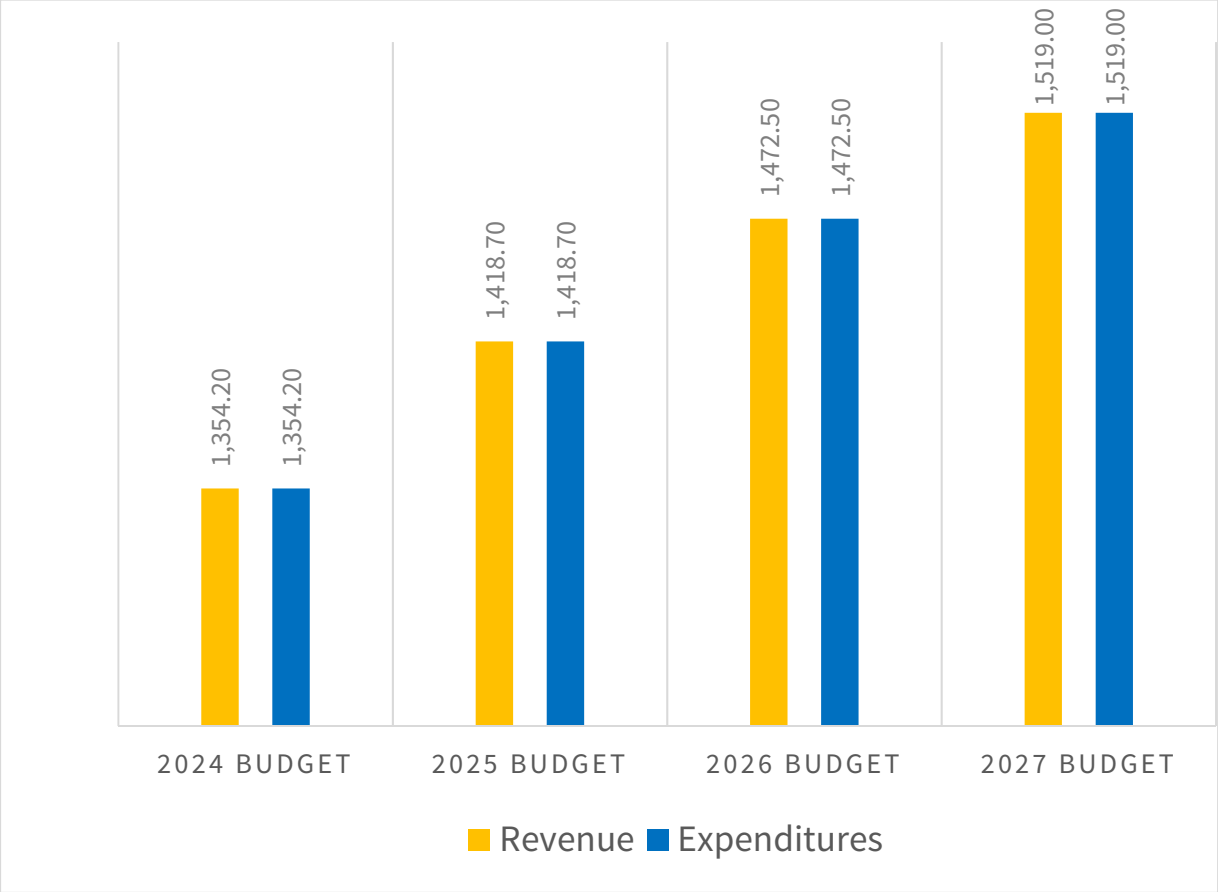

Goal #5: Build, maintain and enhance infrastructure

Target: Continue to implement leading practices for asset management
Measure: How effective budget decisions are on impacting the infrastructure deficit

The City's 2024 Infrastructure Plan incorporates a four-year update that expands upon the information previously outlined in the 2020 Infrastructure Plan and makes connections to primary and secondary planning documents such as OurWinnipeg 2024, Complete Communities 2.0, Poverty Reduction Strategy and the Climate Change Action Plan. The Infrastructure Plan also makes connections to the themes outlined in the Strategic Priorities Action Plan (SPAP).

Having additional insight and a broad overview of the City's infrastructure needs and financial reality, the Infrastructure Plan is intended to be a 10-year blueprint for maintaining sustainable and affordable service delivery for residents by incorporating the information from the Infrastructure Plan into the City's investment planning cycle and multi-year budget process.

Since the 2020 Infrastructure Plan, Council approved significant capital funding towards the City's top priorities identified in the plan. Three projects have been completed and 12 projects which were previously unfunded are now forecasted in the 2024 budget. This equates to just over $1 billion in strategic investments across a multitude of services.



Note that the increase to the City's infrastructure deficit is the net result of several factors:

- An expanded scope that now includes Programs (above the $5 million threshold)
- Newly identified investment needs
- Project cost estimate revisions and refinement since 2020 and
- Previously unfunded projects receiving capital budget approvals, investments that were re-assessed or have been identified beyond 2033

Appendix K

According to the City's 2024 Infrastructure Plan, Winnipeg's capital infrastructure deficit over 10 years (2024 to 2033) is now estimated at $7.8 billion.

This equates to an Infrastructure Funding Level of 39%. This means that the approved capital budget is addressing 39% of the City's total infrastructure needs from 2024-2033 (investments over $5 million only).

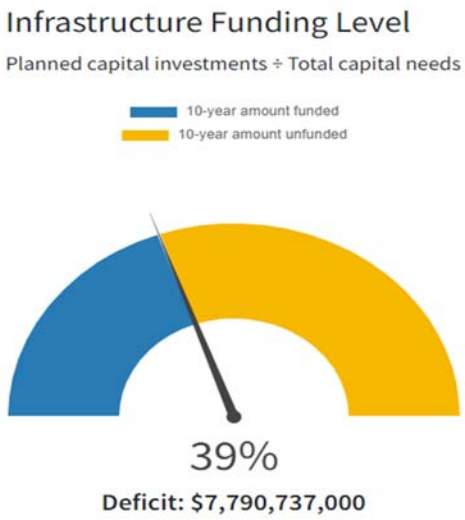

2024 Infrastructure Plan
(Source: downloaded on November 26, 2024)

The Public Service will continue to monitor approved infrastructure investments over a period of time to help establish a recommended financial investment target that aligns with the City's total infrastructure needs.

Tracking investment performance and establishing targets helps determine how effective the investments decisions were at reaching that target. The results would inform how long-term strategies would need to be adjusted in support of future investment needs.

The Public Service is advancing the City's Asset Management Program by enhancing the tools available for departments to use, such as lifecycle costing, when considering capital investments. The Infrastructure Plan is a key tool to better inform decision-making during the multi-year budget process and has been improved by providing more access to data through an interactive, on-line platform.
https://www.winnipeg.ca/infrastructureplan

Continuing to provide detailed information about the City's infrastructure as a whole and understanding the total cost of owning and operating an asset offers a holistic overview of the City's infrastructure needs.

The Public Service is also leveraging technology by means of an innovative, digital platform to automate the investment planning process. This automation will enhance data accuracy and integrity, reduce manual inputs, and provide real-time reporting to ensure decisions are based on the most current and reliable information.

Additionally, it will align data from multiple departments, creating a unified, single source of truth. This alignment will foster better collaboration and lead to more effective and cohesive investment decisions.

Another fundamental element that has recently been completed was the development of a Level of Service (LOS) Framework. Establishing LOS is foundational to an evolving asset management program that balances costs, opportunities, and risks against the desired LOS. Having a clearly defined LOS framework allows strategic objectives to be linked with customer expectations and the technical performance of an asset. It also allows the Public Service to use target levels of service as a baseline during lifecycle analysis and to evaluate the impacts of changes to LOS.

Goal #6: Manage expenditures

Target: Operating expenditure increases should not exceed inflation adjusted for population growth

Measure: Increases in operating expenditures over the prior year do not exceed inflation adjusted for population growth

Between 2022 and 2023, inflation adjusted for population growth, was 7.7%. This exceeded the consolidated City expenditures growth of $1.9 million or 0.1% ($1.915 billion in 2023 vs. $1.913 billion in 2022).

Expenditures remained flat compared with 2022; however, operating expenditures for public works decreased primarily due to unprecedented snow clearing and ice control costs in 2022. All other services had increased by 2.9% in comparison to 2022.

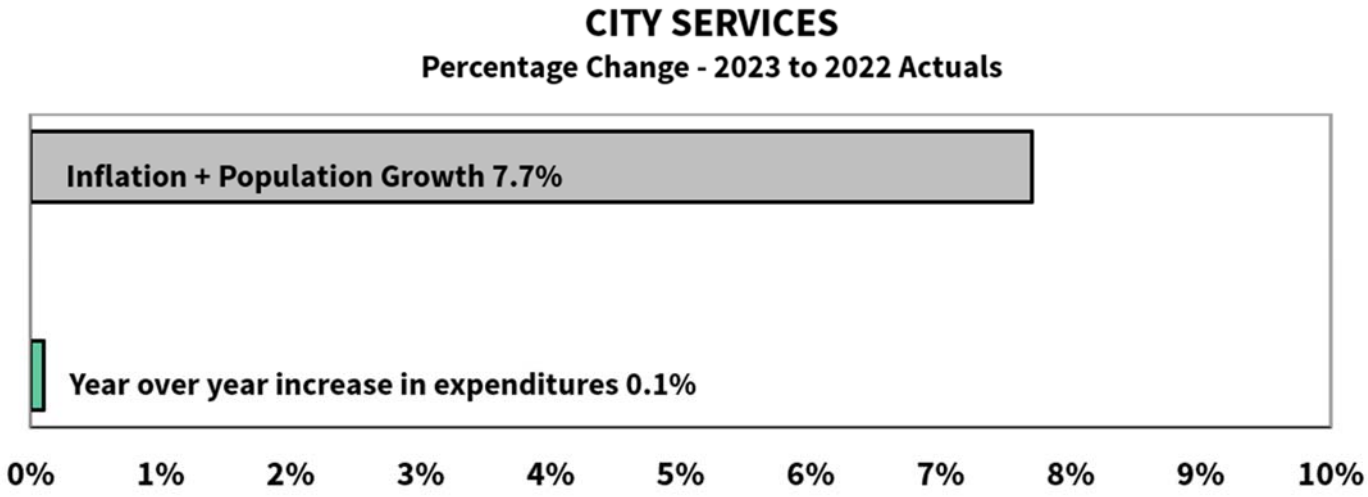

Actual (in millions of $)	2023		2022 Restated		Increase/(Decrease)	
	$	%	$	%	$	%
Public Works	380.4	19.9%	421.2	22.0%	(40.8)	-9.7%
Other Services including civic corporations (i.e. Public Safety, Permits, Libraries, Organizational Support, etc).	1,535.0	80.1%	1,492.3	78.0%	42.7	2.9%
Consolidated expenses	**1,915.4**	**100.0%**	**1,913.5**	**100.0%**	**1.9**	**0.1%**

Source: City of Winnipeg 2023 Annual Financial Report

Appendix K

Goal #7: Manage debt

Target: That debt issuance and outstanding debt is in accordance with the debt management policy and debt strategy

Measure: Net Debt as a percentage of revenue

Measuring net debt as a percentage of operating revenue indicates the organization's ability to service debt.

To help manage the City's debt responsibly and transparently, on February 22, 2024, Council approved an updated debt strategy for the City which removed debt per capita and debt servicing as a percentage of revenue metrics and streamlined measurements using the City as a whole. The following table provides the City Council approved limits and debt metrics as at December 31, 2023. It is anticipated that these actual ratios will increase in the next several years as the City undertakes planned increases in capital investment.

Debt Metrics	Maximum	As At December 31, 2023	Forecasted Peak
Debt as a % of revenue			
City	100.0%	57.3%	94.1%

Note: "City" includes "Tax-supported and other funds", "Utilities and Other" and consolidated entities.
"Tax-supported and other funds" includes Municipal Accommodations and Fleet Management.
"Utilities and Other" includes Transit System, Waterworks System, Sewage Disposal System and Solid Waste Disposal.
"Forecasted Peak" does not account for the implications of consolidated accounting entries.

Source: City of Winnipeg 2023 Annual Financial Report

Goal #8 Ensure adequate reserves and liquidity

Target / Measure: Reserve balances maintained at Council approved levels

Maintaining adequate reserves provides the City with the ability to respond to unexpected events and extraordinary situations, maintain stable taxes, and ensure sufficient funds are available for major capital projects. Having sufficient liquidity also ensures the City's ability to respond to unexpected events and is an important factor in credit rating determination as it is one indicator of the City's ability to service its financial obligations.

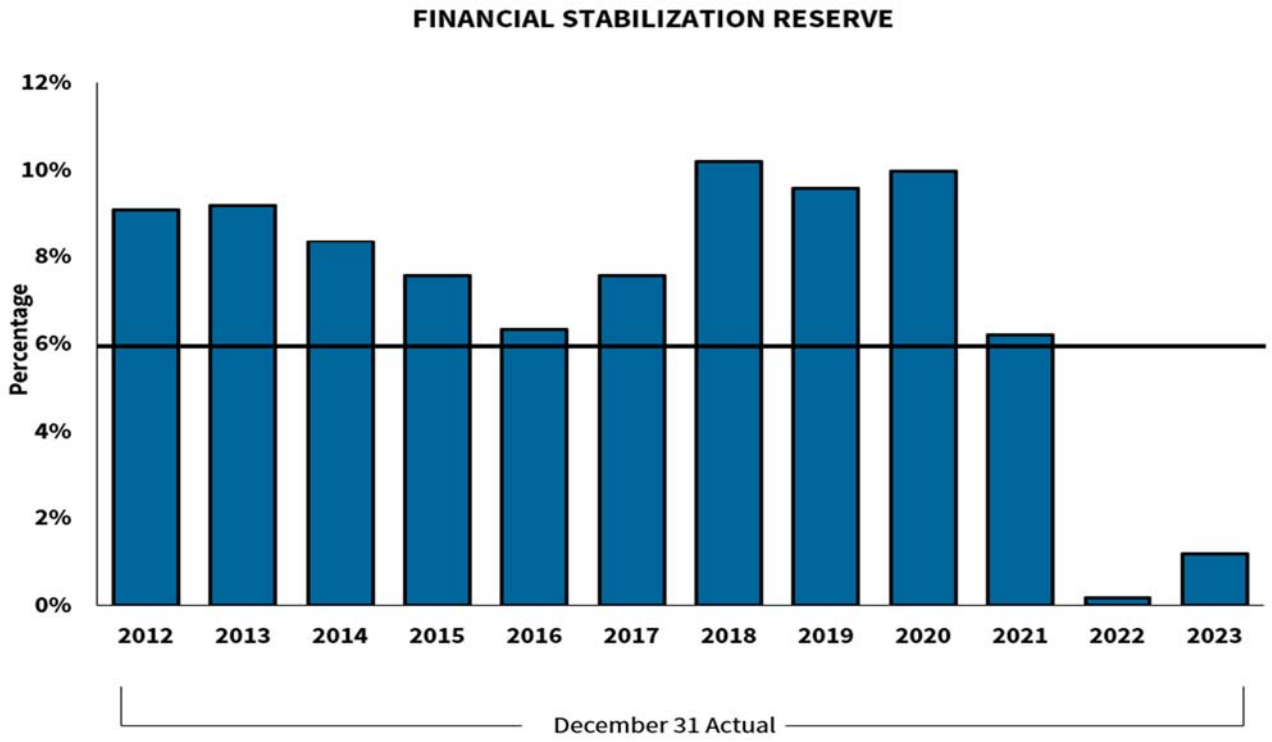

On March 23, 2015, Council approved a change in the level for the Financial Stabilization Reserve Fund (FSR) from 8% to 6% of tax supported expenditures. The ending balance in the FSR in 2023 is below the target level at 1.2% of tax supported expenditures.

The City is continuing to face operational pressures and economic factors such as inflation which have required draws from the FSR over the year. As a result, the FSR balance continues to be below the threshold amount in 2023; Council will need to adopt a replenishment plan.

City liquidity is at 51% for December 2023 (see page 38 of the 2023 Annual Financial Report). The City continually monitors its reserve and liquidity positions against future requirements to ensure adequate balances are maintained.

This page intentionally left blank

Policies, Strategies and Plans

In addition to the policies noted in the Budget Context and Overview section of the 2025 Budget, the City of Winnipeg undertakes a number of strategic planning activities and has adopted a number of strategic plans and policies. Generally, strategic plans are used to:

- Set policy & direction
- Priorities & align resource allocation
- Educate and inform

Corporate Strategic Plan

The corporate strategic plan outlines key administrative directions, goals, and priorities for the City of Winnipeg public service. It establishes a roadmap for the public service to become more responsive to the needs of Council and residents.

https://www.winnipeg.ca/city-governance/documents-reports/corporate-strategic-plan-2024-2027

For more information on strategic plans and policies including links to:

- City planning
- Financial plans
- Infrastructure
- Living in Winnipeg
- Open government
- Public safety
- Recreation and parks
- Special Operating Agencies annual business plans
- Streets and transportation
- Water, waste and climate

visit https://winnipeg.ca/interhom/cityhall/strategic-plans-policies.stm

Loan Guarantee Policy

On September 28, 2016, Council adopted a renewed Loan Guarantee policy to ensure that loan guarantees are only provided to organizations that assist the City in achieving its goals while minimizing the financial risk associated with the guarantee.

As of December 31, 2022, the City has unconditionally guaranteed the payment of principal and interest on capital improvement loans for several organizations. The City does not anticipate incurring future payments on these guarantees.

https://www.winnipeg.ca/finance/files/LoanGuaranteePolicy.pdf

Purchasing Policy

The Council Adopted Purchasing Policy provides governance of purchasing functions, including the delegation of authority related to procurement.

http://winnipeg.ca/finance/findata/matmgt/policy/policy.pdf

Appendix L

Social and Sustainable Procurement Practices

The City of Winnipeg has adopted a Social Procurement Framework and Sustainable Procurement Action Plan to amplify the positive impacts of its spending. Sustainable procurement embeds relevant sustainability considerations into the selection of goods and services, along with factors such as price, quality, service, and technical specifications. Sustainable procurement means getting best value for the City over the total life of a good or service, while seeking opportunities that add environmental, ethical, social, and Indigenous value.

https://www.winnipeg.ca/building-development/doing-business-city/sustainable-procurement

Debt Strategy

A Debt Strategy sets debt limits to establish a prudent level of debt to support the City's capital infrastructure program while maintaining an appropriate credit rating, long-term financial flexibility and sustainability. The Debt Strategy is distinct from the City's Debt Management Policy – see below for the purpose of the debt management policy.

Leading practices incorporate the following concepts into a debt strategy:

- Debt Capacity: the ability to sustain debt service costs over the long term.
- Affordability: the ability to pay debt service costs as well as life-cycle costs to maintain the asset.
- Flexibility: the ability to respond, in the short term, to emerging capital needs.

The City's debt strategy includes a proposed limit, which will provide a framework for future decision-making with respect to new debt authorizations.

Financial Ratios (Debt)	Where are we Now	Forecasted Peak	Recommended Limits
Measure of Sustainability: Net Debt as a percentage of revenue			
Total City, including other entities	57.3%	96.9%	100.0%

https://legacy.winnipeg.ca/finance/files/debtstrategy.pdf

Debt Management Policy

The City of Winnipeg (City) recognizes that the foundation of any well-managed debt program is a comprehensive debt policy. This Debt Management Policy:

- sets the parameters for issuing debt and managing outstanding debt;
- provides guidance to decision makers regarding the timing and purposes for which debt may be issued; and
- provides guidance on the types of debt and structural features that may be used. It does not set out a specific debt strategy or outline debt limits.

The policy summarizes the City's legal authority, restrictions, and responsibilities relating to external debt, which flow from The City of Winnipeg Charter, and addresses other areas related to debt management.

https://legacy.winnipeg.ca/finance/files/approved_debt_management_policy.pdf

Investment Policy

The Investment Policy provides the City with an approved framework for managing investments.

The guiding principle of this Policy is to incorporate industry leading practices to ensure the safety of principal and liquidity of the investment portfolio

Safety of principal is the overriding consideration in investment decisions.

https://winnipeg.ca/finance/files/approved_investment_policy.pdf

Asset Management Policy

The Asset Management Policy is a comprehensive approach to managing the City's assets to meet well-defined levels of service at the lowest total cost of ownership within an acceptable level of risk in accordance with the Council adopted Asset Management Policy.

http://winnipeg.ca/Infrastructure/pdfs/FI-011AssetManagementPolicy.pdf

City Asset Management Plan

The City Asset Management Plan summarizes the inventory, overall replacement value, age, and condition of all the City's major asset groups and presents this information in a format that compares the data across various service areas. It also outlines the funding deficit and strategies associated with meeting level of service targets for existing and new infrastructure.

https://www.winnipeg.ca/infrastructure/pdfs/City-Asset-Management-Plan-2018.pdf

This page intentionally left blank

Glossary of Terms

Accommodation Tax - A 6% levy on the purchase price of short-term continuous accommodation of 30 days or less consumed and paid for after May 31, 2008. Amounts are collected in the Destination Marketing Reserve.

Active Transportation (AT) - refers to any human-powered mode of transportation, which mainly includes walking, cycling and rolling. The Pedestrian and Cycling Strategies, adopted by Council on July 15, 2015, present the needs for both walking and cycling modes jointly but address the distinctly different needs of pedestrians and cyclists.

Administrative Buildings - Facilities or assets that do not contain or provide services to the public (i.e. facilities which are solely accessed by city staff and/or suppliers).

Advance Payments – Local Improvements account - see Future Services Account.

Assessed Value - Value determined by estimating the market value of a property for a specific reference year. Taxes are levied on the basis of the assessed value of a property.

Assessment Roll - A document that records assessments that are made in respect to properties described in the document and includes a real property assessment roll, a personal property assessment roll, and a business assessment roll.

Asset Management - is an integrated business approach with the aim to minimize the lifecycle costs of owning, operating, and maintaining assets, at an acceptable level of risk, while continuously delivering established levels of service to the residents of Winnipeg. It includes the planning, design, construction, operation, and maintenance of infrastructure used to provide City services. By implementing asset management processes, infrastructure needs can be prioritized, while ensuring timely investments to minimize repair and rehabilitation costs, in order to maintain City assets.

Balanced Budget - The City of Winnipeg Charter enacted by the Manitoba Legislature defines an operating budget to be balanced when the estimated expenditures for a fiscal year do not exceed the estimated revenues for the year.

Basis of Accounting - The City of Winnipeg uses the full accrual basis of accounting. Revenue is recorded as it is earned and measurable. Expenses are recognized as they are incurred and measurable based upon receipt of goods or services and/or the creation of a legal obligation to pay. The City's financial statements are developed in accordance with generally accepted accounting principles for local governments, as recommended by Public Sector Accounting Board (PSAB).

Basis of Budgeting - The City of Winnipeg develops its operating budget for tax supported and utility operations on a modified accrual basis (see Modified Accrual Basis). Difference between the basis of budgeting and accounting include, for example, retirement allowances, vacation, workers compensation, compensated absences, contaminated sites, landfill liability and other accrued employee benefits which are budgeted on a cash basis.

Benchmark - A standard or reference point against which something is measured. The term is used in two different ways: in conjunction with setting long-term goals or targets for a broad range of societal and economic policies; and as a measure of effectiveness in comparing key aspects of an organization's performance with that of similar organizations.

Appendix M

Budget Cycle - A four-year budget cycle beginning with operating and capital budgets adopted by Council for the second fiscal year following a general election of members of Council as provided for in the Multi-Year Budget Policy.

Budget Process - Executive Policy Committee (EPC) of City Council is responsible for budget development. The budget is presented to City Council for consideration and adoption. Each year, both an operating and a capital budget are approved by City Council.

Both budgets contain multi-year views. The capital budget includes six years of budget information, including the current-year adopted budget and five forecast years. The operating budget contains four years of budget information.

Budget Working Group – The working group of Councillors with the functions outlined in the Multi-Year Budget Policy and consists of members of council appointed by the Mayor.

Building Safer Communities Fund (BSCF) - The purpose of the BSCF is to support the development of new or enhanced community-based initiatives that address gun and gang violence in Winnipeg. Investments are intended to support community organizations and municipal departments that focus on children, youth, and young adults (between the ages of 6-26) who are involved in (or at risk of joining) gangs, and to ultimately address conditions that may lead a young person to engage in gang activity in the first place.

Business Tax - This is a tax on businesses that occupy space within the City of Winnipeg. Taxes are calculated by applying the annual business tax rate as a percentage of the annual rental value (ARV) of the business premise. The annual rental value is determined by taking into account the rents paid by premises similar in size and location and includes the cost of services necessary for the comfortable use or occupancy of the premise.

Business Tax Adjustments / New Additions - Are taxes added to the taxation roll after tax bill update (TBU). These supplemental taxes are billed based on the change in the ARV for a given business. The Assessment and Taxation Department is allowed to issue supplemental tax bills for the current tax year and to January 1st of the prior year. For businesses, supplemental tax bills are normally prepared when businesses close, move or newly start up.

By-laws - Legislation enacted by City Council under the provisions of The City of Winnipeg Charter.

Canada Community-Building Fund (formerly Federal Gas Tax) Reserve - City Council, on January 25, 2006, authorized the establishment of the Federal Gas Tax Revenue Reserve Fund. The purpose of the reserve is to account for funds received from the Province under the Federal Gas Tax Funding Agreement.

On November 18, 2005, the Government of Canada and the Province entered into an agreement on the Transfer of Federal Gas Tax Revenue under the New Deal for Cities and Communities. Under this deal, the Province agreed to administer the funds on behalf of the Federal Government and to conditionally provide the funds to the City, subject to receipt of funding from the Federal Government. The funds are intended specifically for eligible projects such as: Public Transit; Water; Wastewater; Solid Waste; Community Energy Systems; and Active Transportation Infrastructure.

On March 24, 2006, the Province and the City signed the Gas Tax Funding Agreement. The agreement was effective as of April 1, 2005 and continues until March 31, 2015, or unless terminated earlier in accordance with section 10 of the agreement.

On July 16, 2014 City Council authorized that the purpose of the Federal Gas Tax Revenue Reserve be amended to include 18 project categories as listed in Schedule 1 of the most recent Manitoba-City of Winnipeg Municipal Gas Tax Agreement to administer the Canada-Manitoba Administrative Agreement on the Transfer of Federal Gas Tax Revenue. The list of eligible project categories includes local roads and bridges, broadband connectivity, public transit, drinking water, wastewater, solid waste, brownfield redevelopment, sport infrastructure, recreational infrastructure and cultural infrastructure.

On July 28, 2021, Province of Manitoba confirmed that the:

(1) Federal Gas Tax Fund program had officially been renamed the Canada Community-Building Fund (CCBF); and

(2) fire halls and fire station infrastructure are eligible investments under the new program and project expenditures for this investment category incurred as of April 1, 2021 will be considered eligible.

On September 5, 2024, the City of Winnipeg received notice that the Province of Manitoba and the Federal Government have finalized the next 10-year agreement for CCBF. The 2024/25 up to 2028/2029 city funding allocation had been provided.

The Director of Public Works is the fund manager.

Capital - Expenditures are considered capital when they have a cost of $100,000 or more and a useful life of 10 years or longer. This includes individual non-recurring capital projects or ongoing programs investing in various capital assets. Minor maintenance projects should not be included in the capital budget even though the costs may exceed the dollar limit for capital works. Major equipment replacements with very large dollar values such as computer upgrades should be included in the capital budget even though their useful life may be less than 10 years.

Capital Budget - The annual plan of the capital projects to be undertaken by the City, together with the method of financing for each. In accordance with the City of Winnipeg Charter, a capital budget must be prepared and approved for the current year and the subsequent five years (forecast years). The capital budget is adopted on a project authorization basis, although cash flow estimates are provided for all projects. (See also Five-Year Capital Forecast).

Capital Projects / Capital Works - Capital improvements and other works are generally considered to be projects of a fixed nature and long life which provide new, additional or replacement of public facilities such as streets, water mains, sewers, public buildings, parks, playgrounds, recreational centres, land, etc. Major replacements such as asphalt resurfacing of streets, water main renewals, and sewer renewals could also be considered as capital works. Land acquisition and local improvements are considered to be capital works regardless of expected cost. Capital expenditures are typically acquisition, development or major renovations to assets where the benefit of the expenditure extends into the future.

- Capital Program is a collection of similar (like) projects and activities that are managed in a coordinated way to achieve an impact that is either greater or not available if they were managed individually. Programs are typically longer term or with no end date. Programs are often managed across functional units, are strategic in nature and the plan is often high level and evolving.
- Capital Project is a singular effort of defined duration, typically shorter than a program. A project has a unique purpose and produces a specific output/benefit. The project is specific, detailed and bounded with a defined start and end point.

Cash to Capital - is the cash value that the City invests into its Capital projects.

Appendix M

Charter - Refers to *The City of Winnipeg Charter*, S.M. 2002, c. 39.

Chief Administrative Officer - Individual appointed to the position pursuant to the City of Winnipeg Charter.

Chief Construction Officer - an officer of Council with reporting and accountability measures similar to those in place for other statutory officers of Council while acknowledging that this position is not statutory within the City of Winnipeg Charter.

Chief Financial Officer - is the Council-appointed statutory officer mandated by the City of Winnipeg Charter.

City (The) - Refers to the City of Winnipeg.

City Cemetery Reserve – (Brookside, St. Vital and Transcona Cemeteries) The terms of By-law No. 14725 of the former City of Winnipeg, passed on April 8, 1935, created a fund for the perpetual care and maintenance of Brookside Cemetery. Later on, By-law No. 1996/78, also created funds for the perpetual care and maintenance of St. Vital and Transcona Cemeteries.

Section 29 of By-law No. 5720/91 amending and restating By-law 1996/78, relating to Cemeteries, sets forth the purpose and use of the Perpetual Maintenance Funds.

These funds are for the purpose of creating, building up, and maintaining a perpetual maintenance fund for the care and maintenance of Brookside, St. Vital, and Transcona Cemeteries. Section 12 of By-law No. 130/2007 includes: “Each cemetery will have a separate Perpetual Maintenance Reserve Fund created with a sum equal to 25% of the purchase price of a lot, plot or cremated remains lot/plot, or a sum equal to 15% of a cremorial or niche purchase, or a sum equal to 10% of a scattering of cremated remains, set aside in the reserve, invested and applied to and for the perpetual care of the lot or plot or cremated remains lot/plot, cremorial, niche, scattering bed or ossuary area. Perpetual care includes general maintenance of lots, plots, cremated remains lots/plots, columbarium niches or the cemetery enclosure.

The City may, annually, subject to Council approval, utilize up to 75% of the yearly earnings from the relevant Perpetual Maintenance Reserve to undertake improvements or maintenance on the cemetery.

Effective January 1, 2024 Council approved the consolidation of the Transcona, Brookside and St. Vital Cemeteries (perpetual reserve) funds into one cemeteries reserve fund called “City Cemetery Reserve”.

The Director of Planning, Property and Development is the Fund Manager.

City of Winnipeg Charter (The) - Provincial legislation setting out the powers and responsibilities of the City of Winnipeg.

Class Estimates - The cost estimate classification system was developed in 2015 based on the AACE International Recommended Practices and is included in an appendix in the annual capital budget. The established benchmark is that a project should have a Class 3 estimate for budget authorization. Projects that are not at a Class 3 should indicate in the detail sheet that a Class 3 estimate or better will be achieved prior to the start of construction. For programs, those projects identified in the year of budget approval should also be at a Class 3 and the narrative should indicate that. The Class 3 estimate should set the authorization budget.

Climate Action Reserve - A reserve fund established for the purpose of funding climate action initiatives in alignment with the City's strategic plans to meet the goal of net zero emissions. These initiatives will focus on studies, analysis and the development of policies, strategies and procedures relating to climate action.

The Director of Water and Waste will be the fund manager.

Committees - means the Standing Policy Committees of Council and the Winnipeg Police Board.

Commitment Reserve - On March 12, 1998, City Council approved the establishment of the Commitment Reserve Fund. The purpose of the fund is to allow departments to carry forward committed budget dollars to the succeeding year thereby eliminating the need to re-budget. Contributions to the reserve must be spent in the year following the transfer. However, contributions can be retained in the reserve beyond the following year only if approved by the fund manager; otherwise the unspent amount must be transferred to the Financial Stabilization Reserve Fund.

The Chief Financial Officer is the fund manager.

Computer, Critical Systems and Support Reserve - On March 22, 1995, City Council approved the establishment of the Computer Replacement Reserve Fund. As approved by Council in the 2019 Budget, the reserve was renamed to Computer, Critical Systems, and Support Reserve. The purpose of the reserve is to provide financing for the replacement, refurbishing, modifying, or upgrading of personal computer hardware and/or software and to stabilize expenditures, therefore smoothing the effect on the annual budget. Through direct contributions, users contribute an amount to the reserve for computer equipment based upon the latest actual purchase cost for that type of unit. Other contributions to the reserve would include investment income.

The Director of Innovation and Technology is the fund manager.

Community Safety Team - The Community Safety Team is dedicated to protecting public safety while supporting vulnerable residents in urgent need.

The team of Safety Officers are sworn Manitoba Peace Officers who work alongside Winnipeg emergency services, safety patrols, and social agencies. Safety Officers assist individuals experiencing homelessness, addictions, and mental health issues, providing on-scene support and connecting them to appropriate resources.

Consolidated Budget – includes the City of Winnipeg's operating budgets for tax supported, utility, special operating agency and reserve operations as well as a capital budget and governmental functions or entities, which have been determined to comprise a part of the aggregate City operations. The consolidated budget considers inter-fund transaction eliminations, tangible capital asset-based revenues and amortization, controlled entity operations and the accrual of unfunded expenses.

Consolidated Entities - The organizations included in the consolidated financial statements are as follows:

- Assiniboine Park Conservancy Inc.
- CentreVenture Development Corporation
- The Convention Centre Corporation
- Winnipeg Arts Council Inc.
- Winnipeg Public Library Board

Appendix M

Consumer Price Index (CPI) - A statistical description of annual price levels provided by Statistics Canada (Government of Canada). The index is used as a measure of the increase in the cost of living (i.e. economic inflation).

Contribution in Lieu of Land Dedication Reserve - On January 10, 1973, City Council adopted the policy that cash payments received by the City in lieu of land dedication for open space be deposited in a fund to the credit of each community. On January 17, 1979, City Council amended that policy to permit proceeds from the sale of surplus parks and recreation lands to be deposited to the Contributions in Lieu of Land Dedication Reserve Fund account of the respective community. On September 19, 1990, City Council adopted the recommendation that revenue would be apportioned amongst the communities on the basis of 75% to the account of the community in which the revenue was collected and 25% to be divided equally amongst all communities. This change was phased in over three years commencing in 1991. Expenses are limited to the acquisition or improvement of land for parks, recreation facilities, or open space.

The Director of Planning, Property and Development is the fund manager.

Debt Charges - The annual amount of principal and interest which must be paid each year through the operating budget. There are two forms of debenture structure. The Sinking Fund Debenture issue requires annual payments to be made to the Sinking Fund. These funds are then invested by the Sinking Fund for the retirement of the debenture issue on its maturity date. A serial issue requires annual payments of principal and interest in order that the debt is paid off in regular installments throughout the life of the issue.

Department - The basic organizational unit of the City which is functionally unique in its delivery of services. In general, departments are managed by a Director.

Destination Marketing Reserve - On October 22, 2008, City Council approved the creation of the Destination Marketing Reserve Fund with an effective date of January 1, 2009. The purpose of the reserve is to support Economic Development Winnipeg Inc., The Convention Centre Corporation and special events including other organizations, projects and events that will encourage tourists to visit Winnipeg. The source of revenue for the reserve is a 6% accommodation tax.

The Chief Financial Officer is the fund manager.

Director - leads a City department or Special Operating Agency.

Dividend - A dividend is an interfund transfer from a City Utility or a Special Operating Agency (SOA) to the City tax-supported fund based on Council approved policy or available uncommitted funds or operational surplus.

Economic Development Investment Reserve - The Economic Development Investment Reserve Fund was created by City Council on June 21, 2000. It is intended to fund City economic development incentives and investment projects. This reserve invests directly in particular projects rather than being a funding mechanism for programs. The incremental portion of realty and business taxes generated by projects in which the fund has invested will be returned to the reserve until the original investment has been repaid.

The Director of Planning, Property and Development is the fund manager.

Effectiveness Measure - a performance measure intended to evaluate service delivery relative to service standards or the customer's needs and expectations.

Efficiency Measure - a performance measure comparing the resources used to the number of units of service provided or delivered (typically cost for a service or unit of service).

Electricity Tax - The electricity tax is legislated by Section 441 of the City of Winnipeg Charter. The rate charged is 2.5% for domestic consumption and 5% for commercial consumption, beyond the electricity used for space heating purposes, which is conclusively deemed to be 80% of the total consumption. For a "primarily electric heat" dwelling unit, 20% is taxable, 80% is exempt. If a dwelling unit is "primarily gas heat", then there is no exempt portion on the electrical side. The tax is calculated and levied by Manitoba Hydro and is remitted to the City of Winnipeg on a monthly basis.

Entertainment Funding Tax - The tax is 10% on cinema ticket prices of $5.00 or more.

Entertainment Funding Tax Refundable - Goldeyes - The Winnipeg Goldeyes has a long-term arrangement expiring December 31, 2038 with respect to entertainment tax approved by Council. The full amount of entertainment tax remitted during the year is refunded back at the end of the season - conditional upon all aspects of an amateur access/community use agreement with the City being honored.

Entertainment Funding Tax Refundable - True North - True North Inc. has a long-term arrangement expiring in 2029 with respect to entertainment tax approved by Council. The full amount of entertainment tax remitted during the year is refunded back at the end of the season.

Entertainment Funding Tax Refundable - Winnipeg Football Club (WFC) - In a long-term agreement approved by Council, the entertainment tax revenue from the Winnipeg Football Club's football games or other events will be refunded back to the Winnipeg Football Club.

Environmental Projects Reserve - On December 17, 1993, City Council authorized the establishment of a River Quality Environmental Studies Reserve Fund for the purpose of providing funding for environmental projects to improve river quality. On January 24, 1996, City Council changed the name of this Reserve to the Environmental Projects Reserve Fund to more accurately reflect the nature of the projects reported in this reserve.

The reserve is financed through a monthly transfer from the Sewage Disposal System Fund based on the amount of water consumption billed. The reserve has funded ammonia, nitrification and combined sewer overflow ("CSO") studies. It now funds a portion of the wastewater collection and treatment system improvements as directed by the Province of Manitoba ("the Province"). This includes effluent disinfection, centrate treatment, biological nutrient removal, CSO mitigation infrastructure and biosolids.

River quality is under the jurisdiction of the Province and in 2003 the Clean Environment Commission ("CEC"), at the request of the Minister of Conservation, conducted public hearings to review and receive comments on the City's 50-year wastewater collection and treatment improvement program. At the conclusion, the CEC recommended that the City implement these improvements over a 25-year period, which was subsequently ordered by the Minister of Conservation on September 26, 2003.

On September 3, 2004, the Province issued Environment Act License No. 2669 for the West End Water Pollution Control Centre, which provided for the plan as directed by the Minister of Conservation. Certain provisions of this license were appealed by the City. Revised License No. 2669 E R R and No. 2684 R R R, for the North End Water Pollution Control Center, were issued on June 19, 2009, incorporating the City's requested changes. On March 3, 2006, a similar license (No. 2716) was issued for the South End Water Pollution Control Centre. Effective April 18, 2012, the South End Water Pollution Control Centre license (No. 2716RR) was revised in response to the Save Lake Winnipeg Act requirement. This reserve partially funds capital projects to bring the City in compliance with the license requirements.

The Director of Water and Waste is the fund manager.

External Debt - Obligation resulting from the borrowing of money from sources other than City funds, primarily by the sale of debentures in public capital markets.

Federal Gas Tax Revenue Reserve – see ***Canada Community-Building Fund Reserve.***

Fees and Charges Schedule - published annually in accordance with the Fees and Charges By-Law (196/2008) to identify the current fees and charges administered by the City of Winnipeg and the authority under which they are administered. http://www.winnipeg.ca/finance/documents_page.stm

Financial Management Plan (FMP) - The City's official public strategy for guiding the financial decision-making process. This document, adopted by Council on March 20, 2020, is the strategy for guiding financial decision making, meeting long-term obligations, and improving its economic position and financial stability. http://www.winnipeg.ca/finance/files/fmp.pdf

Financial Stabilization Reserve - The purpose of the Financial Stabilization Reserve Fund is to counteract the budgetary effect of fluctuations from year to year in property and business taxes and/or to fund deficits in the General Revenue Fund, which assist in the stabilization of the City's mill rate and/or property tax requirements.

Various structural changes have occurred over the years in this reserve.
On September 28, 2011, City Council adopted the combining of the Fiscal Stabilization Reserve and the Mill Rate Stabilization Reserve Funds into the Financial Stabilization Reserve Fund. All previous regulations for the two stabilization reserves were replaced with the following:

- Sources of funding for the reserve are: the excess of actual total taxes billed compared to budget; surpluses in the General Revenue Fund; unspent amounts in the Commitment Reserve Fund; and interest revenue.
- The reserve can be used to fund any shortfall of actual total taxes billed compared to budget; major unforeseen expenditures once the target level is exceeded and subject to rules noted below; General Revenue Fund year-end deficits and subject to rules noted below; and one-time expenditures once the target level has been reached.
- No transfers can be made to the General Revenue Fund to fund ongoing current operations.
- Funds above the 8% target may be used for major unforeseen expenditures and General Revenue Fund deficits. Accessing funding in any given year requires City Council approval if the required amount would reduce the reserve's balance below the 8% target.
- A replenishment plan shall be adopted by City Council if the Financial Stabilization Reserve Fund's equity is reduced below the 8% target of tax-supported expenditures.

On March 23, 2015, City Council adopted the 2015 Operating Budget which included a change in the target balance for the Financial Stabilization Reserve from 8% to a minimum of 6% of tax-supported expenditures.

On March 20, 2020 Council amended the purpose to allow transfers between the Financial Stabilization Reserve and the General Revenue Fund, subject to maintaining required annual minimum balanced in the Financial Stabilization reserve, in order to ensure that the tax supported operating budget is balanced.

The Chief Financial Officer is the fund manager.

Fiscal Year - The fiscal year of the City is the 12 months ending on December 31 each year.

Five-Year Capital Forecast - The long-term plan for capital expenditures to be incurred for the five years following the budget year. Section 284(2) of "The City of Winnipeg Charter" requires Council, in addition to the capital budget for the budget year, to include a capital program for five years. Only the current year's budget is adopted, and the five-year capital forecast is approved as a forecast.

Frontage Levy - A charge to property owners through the property tax bill. Calculation of the frontage levy is based on the length of the boundaries (frontage) of the property that fronts or abuts any portion of a sewer main or water main. As set out in the City of Winnipeg Charter, these funds can be used for the upgrading, repair, replacement and maintenance of water and sewer mains, streets and sidewalks; installation, upgrading, repair, replacement and maintenance of lighting in streets and back lanes.

Fund Balance - Measures the net financial resources available to finance expenditures of future periods and is the difference between governmental fund assets and liabilities, also referred to as fund equity.

Full-Time Equivalent (FTE) - The total number of hours worked converted to the equivalent of full-time staff persons working a whole year.

Funding from Other Municipalities - Revenue generated from Service-Sharing Agreements for the provision of water and sewer services to neighbouring municipalities.

Future Services Account - A development agreement may require that the Developer pay for specific infrastructure items that are to be constructed, by the City and/or a third party, in the future, and which directly benefit the proposed subdivision. These works include roadways (both improved and nonimproved), sidewalks, boulevards and trees, traffic signals, street lights (both standard and ornamental), watermains, etc. The costs of the works are determined by the City and are then specified in the development agreement at the time that the agreement is to be executed by the Developer, or earlier. Such payments are credited to the Advance Payments – Local Improvements account (commonly referred to as the "future services" or "future works account"). The funds held in the future services account are intended to be used as a funding source primarily in a capital budget at the time the related infrastructure item(s) is to be constructed.

General Capital Fund - The accounting fund created to account for tax-supported capital transactions of The City of Winnipeg.

General Purpose Reserve - On March 15, 2000, City Council approved the establishment of the Pension Surplus Reserve Fund. The reserve was funded by the retroactive refund of pension contributions for 1998 and 1999. City Council also approved that the purpose of the reserve and further details including the use of these funds be subsequently determined by City Council.

On May 23, 2001, City Council approved the amalgamation of the Pension Stabilization Reserve and Pension Surplus Reserve Funds and the new fund be renamed the General Purpose Reserve Fund.

On June 25, 2014, City Council approved an amendment to the Councillors' Ward Allowance (CWA) Policy year end section 3.10, to include the following: "Unexpended funds from Councillor ward allowances may be carried over to the following year, at the discretion of the ward Councillor, up to a maximum of 10% of the total ward allocation, and on October 28, 2015 added that the CWA carry over funds be established as a permitted use in the General Purpose Reserve."

On December 16, 2020, Council approved that the terms and conditions of the General Purpose Reserve be amended to allow as a funding source any budget allocation approved by Council including external or internal funding sources. The Chief Financial Officer is the fund manager.

Appendix M

General Revenue Fund – The accounting fund created to account for tax-supported operations, which include but are not limited to services provided by the City such as police, fire, ambulance, library and street maintenance.

Government Grants - Payments from other levels of government for specific programming or payments for City purposes.

Grant - means money, goods, services or in-kind contributions provided to a recipient without consideration in return, other than recognition for the grant.

Grant (Annual) - Annual grants are payments to organizations which provide demonstrable cultural, social or economic benefit to the community and where the City does not receive any goods or services directly in return for the funds (with the exception of service purchase agreements) nor do they expect repayment or any other financial return. Eligibility and entitlement requirements are reviewed annually.

Grant (Long-Term) - A payment that is legally required to be made pursuant to the terms of a previously executed active agreement, or an expired agreement which the parties are still honoring until a new one can be made, or other legal obligation (e.g. Long-Term Agreements of the Grants/Payments Listing, tax or TIF grants).

Grant (Other programs) - are primarily grant programs where recipients are determined throughout the course of the year. With the exception of the per capita grants, the Director of the department responsible for each such grant program is delegated the authority to determine grant recipients.

Grant (In-kind contributions) - goods or services provided to a recipient for free or at a reduced rate.

Grant (Funding streams)

- Environmental / Green City - Funding under this stream may be approved for projects with a focus on climate resiliency, renewable energy, waste diversion, protecting and growing the urban forest;
- Recreation. Funding under this stream may be approved for projects that improve access to library and recreation services;
- Community Well-being. Funding under this stream may be approved for projects that promote safety and the well-being of residents, and services that are more available, accessible and affordable to those who need it most; and
- Arts and Culture. Funding under this stream may be approved for projects concerning the protection, preservation and promotion of the inherent value of the arts, cultural, built and natural heritage resources.

Heritage / Economic Development Property Tax Credit - The program's objective is to facilitate the conservation and continued use/viability of heritage buildings in Winnipeg by incenting the restoration or rehabilitation of existing buildings as well as projects that have economic benefit to the City.

Heritage Investment Reserve - The Heritage Investment Reserve Fund was created by City Council on June 21, 2000. It funds all City and City-sponsored heritage programs and acts as a revolving fund so that future funding of heritage programs can be sustained and thereby reduces the need to obtain additional funding. An important source of ongoing funding for the reserve will be incremental tax revenues from projects financed by the fund.

The Director of Planning, Property and Development is the fund manager.

Housing Accelerator Fund (HAF) Reserve - Subject to Council approval, the Housing Accelerator Fund (HAF) Reserve will be established.

On December 5, 2023, the Government of Canada, through the Canada Mortgage and Housing Corporation (CMHC), entered an agreement with the City of Winnipeg for $122.4 million in funding from the Housing Accelerator Fund (HAF).

The primary objectives of the program are to create more supply of housing at an accelerated pace and enhance certainty in the approvals and building process, while also supporting the following priorities:

- Supporting the development of complete communities that are walkable, consisting of appropriate residential density and a diverse mix of land uses, providing access to a wide variety of amenities and services through public and active transportation
- Supporting the development of affordable, inclusive, equitable and diverse communities that encourage clear pathways to achieving greater socio-economic inclusion largely achieved through the equitable provision of housing across the entire housing spectrum
- Supporting the development of low-carbon and climate-resilient communities

The Chief Administrative Officer is the fund manager.

Housing Rehabilitation Investment Reserve (HRIR) - The Housing Rehabilitation Investment Reserve Fund was created by City Council on June 21, 2000. It was to fund City housing programs for which no funding was provided in operating budgets. It was intended that this reserve act as a revolving fund so that incremental tax revenues resulting from housing programs in which the reserve had invested would be returned to the reserve to finance future projects. The reserve continues to fund housing programs for which the funding is provided through an annual transfer from the General Revenue Fund.

The Director of Planning, Property and Development is the fund manager.

In-Kind Contributions - see Grant (In-kind contributions).

Insect Control Reserve - On March 23, 2005, City Council approved the establishment of the Insect Control Reserve Fund. The purpose of the fund is to absorb unexpected costs for mosquito control in years where the City of Winnipeg experiences above average response levels. The reserve balance should not exceed $3.0 million and the Chief Administrative Officer has the authority to over-expend to a maximum of $3.0 million in the event of insufficient funds.

The Director of Public Works is the fund manager.

Insurance Reserve - In 1960, the Insurance Reserve Fund was established. The reserve was to be used for the purpose of replacing or repairing City properties and/or contents that had been damaged by fire or any other cause. In 1973, the use of the Insurance Reserve Fund also included the purpose of paying for any other losses that the City might incur in any part of its self-insurance program. Such uses would include third party liability claims, or property damage claims, including motor vehicles.

The Corporate Controller is the fund manager.

Internal Financing - An interim funding source from the available, short-term cash flow surpluses from various City sources such as the general capital fund and capital and special purpose reserves that can be used to fund capital projects. Council also approves an external borrowing authority for the internal financing amount in the capital budget to ensure that funds are available for the projects to proceed if short term cash surpluses become unavailable.

Appendix M

Investing in Canada Infrastructure Program - The governments of Canada and Manitoba are working together to make long-term infrastructure investments for the betterment of Manitoba and its communities through the Investing in Canada Infrastructure Program (ICIP). These investments will have benefits for people in communities across the province under four priority areas:

- Public transit;
- Green infrastructure;
- Community, culture, and recreation infrastructure; and
- Rural and northern communities.

Land Operating Reserve - City Council, on May 16, 1973, authorized the establishment of a Land Operating Reserve Fund to reduce the need for the issuance and sale of debentures in connection with the acquisition cost of properties for resale.

Disbursements from this reserve are limited to the acquisition cost of properties for resale, and any other expenses directly related to the acquisition, sale and improvement of disposable City properties. Use of the reserve's funds for any other purpose requires the authorization of City Council. This reserve is maintained by the proceeds from the sale of City-owned properties and interest earned.

In accordance with City Council directives, 5% of the gross sales revenue is allocated to the Historical Building Program, another 5% of gross sales revenue is allocated to the Enhanced Land Marketing Program to finance those activities necessary to facilitate the sale of surplus lands and 15% is allocated to the Community Centre Renovation Grant Program annually, subject to Council approval.
City Council, on July 19, 1999, adopted a policy that in order to sustain the business operations supported by the Reserve, equity be allowed to accumulate within the reserve sufficient to eliminate the inter-fund debt owing to the General Revenue Fund created in past years. Any surplus funds greater than the amount required for the purposes of the Land Operating Reserve Fund and meeting the annual budgeted transfer to the General Revenue Fund is to be transferred to the Commitment Reserve Fund.

The Director of Planning, Property and Development is the fund manager.

Landfill Rehabilitation Reserve - On December 17, 1993, City Council authorized the establishment of a Brady Landfill Site Rehabilitation Reserve Fund for the purpose of providing funding for the future development of the Brady Landfill Site. The reserve is financed through a monthly transfer from the Solid Waste Disposal Fund based on tonnages processed at the landfill.

Effective January 1, 2018 the Brady Landfill Site Rehabilitation Reserve was terminated and replaced with a new Landfill Rehabilitation Reserve in accordance with Section 289 of the City of Winnipeg Charter.

The purpose of the new reserve is to provide funding, over time, for closure and post-closure landfill needs including leachate management, environmental monitoring and site restoration costs for all active and closed landfills maintained under the responsibility of the City.

This reserve will continue to be funded through annual deposits from tipping fee revenue accounts of the Solid Waste Disposal Fund based on a portion of the tipping fee per tonne charged on garbage disposal, the current rate is $1.00 per tonne of material landfilled.

The Director of Water and Waste is the fund manager.

Local Improvements - Local Improvement capital projects are those which are financed partly by a direct levy on the properties benefited (property owner's share) and partly by a mill rate levy over the city-at-large (City's share). The program is governed by Local Improvement By-Law No. 98/72 and is subject to

advertising and subsequent approval by the majority of ratepayers involved. The type of expenditures generally falling within this category are: paving of local streets and lanes; sidewalk and boulevard construction; installation of new water mains and sewers; ornamental street lighting and lane lighting.

Local Street Renewal Reserve - The Local Street Renewal Reserve was established in 2013 to increase investment in local streets, lanes and sidewalks. Funds from this reserve will be used annually to fund the local street component of the Regional and Local Street Renewal program and the repair, renewal and/or replacement of bridges. Subject to annual Council approval, a separate property tax increase will fund this reserve each year to ensure a dedicated funding system for local streets. Use of the Local Street Renewal Reserve for purposes other than local streets, lanes, sidewalk, and bridge renewals requires approval of 2/3 of City Council.

The Director of Public Works is the fund manager.

Major Capital Projects - are projects that reach a specific minimum dollar threshold and above. $25 million is the threshold for 2024 to 2027 Multi-year Budget. A listing of major capital projects is included in the Supplement to the Budget.

Mill Rate - A mill rate is a term used to decide how taxes are set. A "mill" is equivalent to a one thousandth part. For the purposes of calculating property taxes, one mill represents $1.00 of taxes for every $1,000 of portioned assessment. The portioned assessment is the part of the total assessed value of a property that is subject to taxation.

Mill Rate Support - Mill rate support is the amount required to be funded directly by property owners through their property realty taxes.

Modified Accrual Basis - A hybrid of cash and accrual methods of accounting in which revenues are recognized when earned, measurable and available. Expenses are recognized when liability is incurred, except for certain expenses such as those associated with retirement allowances, vacation, workers compensation, compensated absences, contaminated sites, landfill liability and other accrued employee benefits which are budgeted on a cash basis. As well, debt servicing payments are budgeted for when due and depreciation of assets is not budgeted.

Multiple-Family Dwelling Tax Investment Reserve - On May 22, 2002, City Council approved the establishment of the Multi-Family Dwelling Tax Investment Reserve Fund. The reserve is designed to act as a bank that accumulates incremental taxes generated by approved multi-family dwelling construction/rehabilitation projects. When the incremental taxes for each project accumulates to the pre-approved amount, the balance is paid back to the applicant developer as a "Tax Incentive Grant".

The Director of Planning, Property and Development is the fund manager.

Municipal Benchmarking Network Canada (MBNC) - is a national benchmarking organization comprised of partner municipalities who identify, collect, analyze and report consistent and comparable data in municipal service areas. The information reported, and the partner network, promote sharing of best practices and strategies to support continuous improvement in the delivery of municipal services. http://mbncanada.ca/

Multi-year Budget - The annual operating and capital budgets adopted by Council together with operating budget projections for an additional three years and capital budget forecast for an additional five years as required by the Multi-Year Budget Policy.

Municipal General Services Fee - The General Services Fee is revenue related to municipal services that are billed for Urban Reserves and these fees are in lieu of property taxes.

Natural Gas Tax - The natural gas tax is legislated in Section 441 of The City of Winnipeg Charter. The rate charged is 2.5% for domestic consumption and 5% for commercial consumption, beyond the natural gas used for space heating purposes. If the dwelling unit is "primarily gas heating", a baseload is calculated based on consumption in June, July, and August. Gas tax is then applied to the lesser of actual consumption or baseload. If the dwelling unit is "primarily electric heat" then this tax is applied to the full consumption. The tax is calculated and levied by Manitoba Hydro and is remitted to the City of Winnipeg on a monthly basis.

Neighbourhood Action Team (NAT) - Team of staff dedicated to addressing right-of-way maintenance and repairs in select high-needs areas. Members will liaise with elected officials, community members, and area stakeholders to identify problem locations, prioritize work, and collaboratively improve the communities' street-level infrastructure and appearance.

Net Taxes Added - Are taxes added to the taxation roll after tax bill update (TBU). These supplemental taxes are billed based on the change in the assessed value for a given property. The Assessment and Taxation Department is allowed to issue supplemental tax bills for the current tax year and to January 1st of the prior year.

Non-Profit Organization - means a club, society, association, or corporation that conducts business for the benefit of the general public without shareholders and without a profit motive. Any profit that is made is used to further the goals or undertaking of the organization. Profits are not used by the individuals involved for their own personal financial gain.

Operating Budget - means the annual plan of city's services and programs with estimated revenues and expenditures associated with each.

Operating Expenditures - The cost to provide a product or service. This includes but not limited to the cost for personnel, materials, equipment and other consumables required for a department to function and provide services.

Other Commitments - Other capital investments that are not aligned with the definition of a Capital Project or Capital Program.

OurWinnipeg - The City's strategic 25-year development plan adopted by Council on May 26, 2022, is Winnipeg's 25-year development plan that under The City of Winnipeg Charter, section 224. It establishes goals of leadership and good governance, environmental resilience, economic prosperity, good health and well-being, social equity and city building. Section 235 of the City of Winnipeg Charter, not everything in OurWinnipeg has to be implemented but everything the City does must be consistent with it.

Pay-As-You-Go - A means of financing capital projects whereby the City pays for the projects from direct contributions from the current budget, from retained earnings, or from reserves established for capital purposes, rather than issuing external debt.

Payments in Lieu of Taxes - The federal and provincial governments, crown corporations, universities and City utilities do not have a legal obligation to pay property taxes; however, an amount equivalent to the taxes is paid to the General Revenue Fund for City services by way of a payment in lieu of taxes.

Pedestrian and Cycling Program - provides recommendations for infrastructure projects, programs and studies identified in the Pedestrian and Cycling Strategies. Projects may include: new sidewalks on regional and non-regional streets, new multi-use paths, new bicycle routes, crossing control improvements, public education, awareness and promotion and partnership grants. All recommended projects support the key directions of the Pedestrian and Cycling Strategies.

Performance Measurement - Performance measurement is the process of collecting, analyzing and/or reporting information regarding the performance of an organization, service, system or component.

Permit Reserve - On March 20, 2007, City Council approved the establishment of the Permit Reserve Fund. The purpose of the reserve is to mitigate revenue shortfalls and fund temporary staffing needs during busy periods through economic boom/bust cycles. The reserve is also meant to provide a source of funds for service and system improvements. The reserve is funded by the excess of permit revenue in the General Revenue Fund compared to budget in any given year. The balance in the reserve is capped at $3.0 million and any surplus funds over and above the cap are to be transferred to the General Revenue Fund.

On March 22, 2011, City Council approved the cap be revised to $2.0 million and any surplus funds above the cap be transferred to the General Revenue Fund, reported in the Planning, Property and Development Department.

The Director of Planning, Property and Development is the fund manager.

Perpetual Maintenance Funds – see City Cemetery Fund.

Property Tax Revenue - This is the money that the City bills the property owners in the City of Winnipeg to fund tax-supported expenditures. Property taxes are calculated by applying the municipal mill rate against the portioned assessment of your property. By definition, a mill is a one-thousandth part. For calculating taxes, one mill represents $1.00 of taxes for every $1,000.00 of portioned assessment.

Provision for Cost Variability ("Provision") - is an inter-fund transfer from the Municipal Accommodations Fund (Fund 554) to the City tax-supported fund (Fund 001). It represents a portion of market rents charged by Municipal Accommodations to its accommodation customers; that portion being the variance between market rent rates charged and the cost to provide and reinvest in the accommodations.

Public-Private Partnership (PPP or P3) - is a contract between a public sector entity and a private sector entity that outlines the provision of assets and the delivery of services. Although this can include almost any type of infrastructure or service, some of the more common P3 projects include hospitals, bridges, highways, new types of technology and new government buildings. Across Canada, P3s have become an increasingly prominent procurement vehicle for governments.

Rapid Housing Initiative - The City of Winnipeg receives funding from the federal government under the Rapid Housing Initiative (RHI). The funding helps deliver affordable housing units in Winnipeg.

Regional Street Renewal Reserve - The Regional Street Renewal Reserve was established in 2014 to increase investment in regional streets and sidewalks. Funds from this reserve will be used annually to find the regional street component of the Regional and Local Street program and the repair, renewal and/or replacement of bridges.

A separate property tax increase will fund this new reserve each year to ensure a dedicated funding system for regional streets. Use of the Regional Street Renewal Reserve for purposes other than regional streets, sidewalk, and bridge renewals requires approval of 2/3 of City Council.

The Director of Public Works is the fund manager.

Regulation Fees - Fees charged to users for regulated/controlled services typically where licenses and permits are required. Fines and penalties are also included in this revenue category for summary purposes.

Reserves - Represent amounts appropriated for designated requirements as established by Council. Part of best practices for fund accumulation to replace capital assets and to provide financial flexibility in times of budget shortfall. A listing of the reserve funds is noted below and a description for each one can be found in this glossary.

- Canada Community-Building Fund (formerly Federal Gas Tax) Reserve
- City Cemetery Reserve (formerly Perpetual Maintenance Funds)
- Climate Action Reserve
- Commitment Reserve
- Computer, Critical Systems and Support Reserve
- Contribution in Lieu of Land Dedication Reserve
- Destination Marketing Reserve
- Economic Development Investment Reserve
- Environmental Projects Reserve
- Financial Stabilization Reserve
- General Purpose Reserve
- Heritage Investment Reserve
- Housing Accelerator Fund Reserve
- Housing Rehabilitation Investment Reserve
- Insect Control Reserve
- Insurance Reserve
- Land Operating Reserve
- Landfill Rehabilitation Reserve
- Local Street Renewal Reserve
- Multi-Family Dwelling Tax Investment Reserve
- Permit Reserve
- Regional Street Renewal Reserve
- Sewer System Rehabilitation Reserve
- Southwest Rapid Transit Corridor Reserve
- Southwest Rapid Transitway (Stage 2) and Pembina Highway Underpass Payment Reserve
- Transit Bus Replacement Reserve
- Transit Infrastructure Reserve
- Transformative Reserve
- Waste Diversion Reserve
- Water Main Renewal Reserve
- Water Meter Renewal Reserve
- Workers Compensation Reserve

Residential Recycling - Revenue received from Multi Material Stewardship Manitoba (MMSM) on a percentage of cost basis to help fund the waste diversion program for the City.

Retained Earnings - Equity accounts that represent the accumulated surpluses from operations that are not for general distribution, but rather are used to fund capital projects, leverage debt, or are reinvested in service delivery.

Revenue - Sources of income to The City of Winnipeg. A listing of major sources of revenue is noted below and a description for each one can be found in this glossary.

- Accommodation Tax
- Business Tax
- Business Tax Adjustments / New Additions
- Electricity Tax
- Entertainment Funding Tax
- Entertainment Funding Tax Refundable – Goldeyes
- Entertainment Funding Tax Refundable – True North
- Entertainment Funding Tax Refundable – Winnipeg Football Club (WFC)
- Frontage Levy
- Government Grants
- Natural Gas Tax
- Net Taxes Added
- Payments in Lieu of Taxes
- Property Tax Revenue
- Regulation Fees
- Sales of Goods and Services
- Sewer Services
- Solid Waste Disposal Services
- Tax Penalty Interest
- Transfers
- Transit Service Fare Revenue
- Water Services Sales

Sale of Goods and Services - Revenue category of fees charged to users for services provided on a fee for service basis by the City for the convenience and quality of life for residents. Generally, the consumer can exercise choice on whether or not to consume the service. Examples include recreation and ambulance fees.

Self-Supporting Utility - The Water and Waste Utilities do not receive subsidies from the mill rate or tax supported budget.

Service (Internal) - Those services which are offered internally to one or more organizational units within the corporation in support of public service delivery.

Service (Public) - An operational concept where something of value is provided to individual members of the public, or defined members of the public (client set) or the public collectively.

Service-Based Budget (SBB) - Displays budget information (how much the service will cost and how the service is to be funded) and performance measures for services provided, including all components regardless of which unit or department delivers the service. The service-based budget is intended to provide more transparent reporting and a more direct link between the budgets provided and the services delivered.

Service Goals - Goals are provided for each service in the service-based budget, and represent the desired high-level outcomes for that service area.

Service purchase agreement payment - A payment that is required to be made for the provision of services pursuant to a service purchase agreement, and was previously approved as a sole source under the Materials Management Policy, due to the fact that another organization/entity could not reasonably carry out the service or there is a special convenience factor in having a particular organization/entity provide the service to the City. The service being provided is usually for the care or maintenance of City property which the City would otherwise be legally required to carry out itself (e.g. BIZ maintenance of City parking pay stations, snow clearing of City parking lots, clean up around Brady landfill).

Service-Sharing Agreements - see Funding from Other Municipalities.

Sewer Services Revenue - This revenue is generated when the sewer rate is applied to the amount of water used as measured by the water meter, since most of it ends up as sewage. This money is used to collect, transport and treat sewage so that it meets environmental requirements before it is released to the Red and Assiniboine Rivers.

Sewer System Rehabilitation Reserve - On May 27, 1992, City Council authorized the establishment of the Combined Sewer Renewal Reserve and the Wastewater Sewer Renewal Reserve Funds. These Reserves were established for the renewal and rehabilitation of combined sewers and wastewater sewers, respectively, with funding provided from the frontage levy identified for this purpose in By-law 549/73 (amended by By-law 7138/97). The purpose of the reserves was to provide a consistent approach to financing infrastructure renewal and rehabilitate combined sewers and to renew and rehabilitate wastewater sewers (as defined by the Sewer Utility By-law 5058/88).

The annual frontage levy funding was allocated by City Council between the Combined Sewer Renewal Reserve and the Wastewater Sewer Renewal Reserve in accordance with the capital program requirements.

On January 30, 2002, City Council passed By-law No. 7958/2002 "Frontage Levy By-law" to include the repair and replacement of streets and sidewalks in residential areas.

On September 27, 2006, City Council approved the consolidation of the Combined Sewer Renewal Reserve and the Wastewater Sewer Renewal Reserve Funds into the Sewer System Rehabilitation Reserve Fund, which was effective on October 1, 2006.
On December 15, 2009, City Council authorized, by way of approval of the Capital Budget, that effective 2009, frontage levy revenue collected on property taxes would no longer fund the Sewer System Rehabilitation Reserve as of 2011. Therefore, the Sewer System Rehabilitation Reserve is fully funded through sewer rates transferred from the Sewer Disposal System Fund as well as interest earned on the reserve fund balance.

The Director of Water and Waste is the fund manager.

Shared Health - Shared Health leads the planning and coordinates the integration of patient-centered clinical and preventive health services across Manitoba. The organization also delivers specific province-wide health services and supports centralized administrative and business functions for Manitoba health organizations.

Short-term Rental Accommodations – or STRA means a dwelling unit which is rented in whole or in part for a period of less than 30 consecutive days in exchange for payment of money or other value.

Sinking Fund - A fund established by setting aside annual contributions or levies over a period of time to fund the repayment of long-term debt at maturity. The city administration manages the sinking fund contributions on sinking fund debentures.

Solid Waste Disposal Services Revenue - The service consists of several primary sources of revenue including tipping fees, waste diversion user fees and residential recycling revenue (a definition of each can be found in this glossary).

Southwest Rapid Transit Corridor Reserve - On March 26, 2008, City Council approved that a Rapid Transit Infrastructure Reserve Fund be established, and that the purpose of the Reserve be to accumulate funds and subsequently to expend on future costs incurred on account of public transit infrastructure, including the construction of rapid transit corridors contemplated in the future.

On October 22, 2008, City Council approved that the purpose of the Rapid Transit Infrastructure Reserve be revised to accumulate funds and subsequently expend on costs incurred on account of public transit infrastructure, including the operation and construction of the rapid transit infrastructure, structures and facilities, development, and other related costs including bus purchases, technology, personnel, and land acquisition.

On January 29, 2013, City Council approved that effective January 1, 2014, the reserve be renamed the Southwest Rapid Transit Corridor - Stage 2 Reserve. In addition the purpose has been revised to: a) accumulate capital funds and subsequently expend such funds on future costs incurred on account of public transit infrastructure, and more specifically, the construction of the Southwest Rapid Transit Corridor - Stage 2, and the purchase of vehicles associated with Stage 2, contemplated in the future; b) contribute to the proposed Jubilee Rapid Transit Station if net proceeds of the disposition of the subject City property are insufficient to cover the City's share, as approved by City Council on October 24, 2012; c) pay for any residual land acquisition settlements for the Southwest Rapid Transit Corridor - Stage 1 project; and d) pay for the ongoing replacement of the 10 buses purchased for the Southwest Rapid Transit Corridor Stage 1 project.

On March 23, 2015 City Council approved that the reserve be renamed the Southwest Rapid Transit Corridor Reserve.

This reserve will be closed effective 2024 Budget.

The Director of Transit is the fund manager.

Southwest Rapid Transitway (Stage 2) and Pembina Highway Underpass Payment Reserve - On March 23, 2015 Council approved the establishment of the Southwest Rapid Transitway (Stage 2) and Pembina Highway Underpass Payment Reserve for the purpose of setting aside funding for the P3 annual service / financing payments commencing in 2019 for the Southwest Rapid Transitway (Stage 2) and Pembina Highway Underpass capital project.

The funding source from the City was originally approved as dedicated property tax revenue transferred from the General Revenue Fund, a one-time fare increase in 2016 and an annual grant from the Province. Subsequently, the one-time fare increase was removed and the Province has advised the annual grant will not be provided. A 2/3 vote of Council is required in order for the use of funds to be other than those stipulated.

The Director of Transit is the fund manager.

Special Operating Agency (SOA) - A special unit of an organization which can operate within or outside the existing city department structure in the delivery of its service(s). It is granted more direct responsibility for results and increased management flexibility needed to attain new levels of service delivery. The authority for SOAs is provided by the City of Winnipeg Charter Section 215.

Standing Committees - Sub-committees of City Council delegated certain powers and duties to facilitate the administration of their assigned City departments which report through them to the Executive Policy Committee and City Council. They also provide a forum for public input and receive recommendations from Community Committees related to their respective responsibilities. Areas of responsibility are Finance and Economic Development; Public Works; Property and Development; Community Services; and Water, Waste and Environment.

Strategic Priorities Action Plan (SPAP) – A four-year plan that aligns with both the four-year Council term as well as the forthcoming four-year budget cycle. A key principle of the strategic planning process was to allow all members of Council equal opportunity to participate in the development of the SPAP. Council and the Public Service used the strategic planning process to build trust, achieve common understanding, discuss opportunities and challenges, and build consensus on key priority actions to be undertaken over the duration of the four-year Council term. The SPAP identifies five key priority themes and 42 priority actions across the five themes which are:

- The Downtown;
- A Strong Economy;
- A Liveable, Safe, Healthy, Happy City;
- A Green and Growing City with Sustainable Renewal of Infrastructure; and
- A City that Works for Residents through Improved Customer Service.

Strategy - Those steps taken in support of public and internal service goals.

Target - An identified goal that a service area is trying to achieve. In the context of departmental performance measurement, identified targets are levels of service which directly or indirectly indicate progress towards identified departmental goals.

Tax Penalty Interest - This revenue is generated from property and business tax accounts that are in arrears. Tax penalties are applied to tax accounts in arrears in accordance with the Tax Penalty By-law 5796/91 and the Tax Sale Penalty By-law 8157/2002.

Tax-Supported Services - Goods and services supplied by the City whose costs are supported, in whole or in part, by funds received through property tax revenues.

Tipping Fees - This revenue is generated from charging a per tonne rate to residential and commercial garbage delivered to the City landfills.

Transfers - Refers to transfers to and from reserves, departments, and/or funds.

Transfer to Capital - The mill rate supported funding source for capital projects. The transfer to capital amount is sourced from the general revenue (mill rate supported) fund and moved to the general capital fund to finance the City's capital priorities.

Transformative Reserve - On January 27, 2022, City Council approved the establishment of the Transformative Reserve Fund that is separate and distinct from the current Land Operating Reserve and is

to be funded from the sale of surplus golf courses or the sale of Surplus Leased Buildings. The Transformative Reserve Fund is a special purpose reserve intended to support investments that transform the delivery of services and reduce the City's infrastructure deficit with a focus on recreation, public green space as well as preservation, protection and enhancement of Winnipeg's tree canopy. The Transformative Reserve Fund is intended to target significant greenspace or natural habitat acquisition opportunities.

The Director of Planning, Property and Development is the fund manager.

Transit Bus Replacement Reserve - On December 15, 1994, City Council approved the establishment of the Transit Bus Replacement Reserve Fund. The purpose of the reserve is to provide financing for the replacement or refurbishment of transit buses in a scheduled and pragmatic manner. Contributions to this reserve will be based on a budgeted appropriation from the Transit Department plus proceeds from the disposal of bus equipment and insurance claims on bus equipment written off. Upon the Transit Department making the outlay to replace or refurbish buses, this reserve will contribute towards that purchase.

The Director of Transit is the fund manager.

Transit Infrastructure Reserve - On April 29, 2021 Council approved the establishment of the Transit Infrastructure Reserve for the purpose of funding the annual debt and financing costs incurred for the replacement of the North Garage capital project. Effective January 1, 2028, this reserve will be funded through dedicated property tax revenue transferred from the General Revenue Fund; as well as transfers from other Transit reserves.

The purpose of this reserve will be to fund the annual debt and financing costs for the replacement of the North Garage as a priority, and any remaining funding available will be used to fund transit infrastructure such as bus rolling stock and related charging infrastructure, land acquisitions and other associated costs.

The Director of Transit is the fund manager.

Transit Plus - a service of Winnipeg's public transit system that provides door-to-door transportation for people who are unable to regularly use the City's fixed route transit system because they are legally blind or have significantly impaired mobility. Winnipeg Transit Plus registrants use a variety of mobility aides including scooters, canes, walkers, and both manual and motorized wheelchairs.

Transit Service Fare Revenue - The revenue generated when the type or class of fare is applied to the applicable rider. There are different rates based on time period (i.e. single ride, weekly, monthly, etc.), method (i.e. cash or e-card) and whether rider qualifies for a student, reduced or regular fare.

User Fees/Charges - The payment of a fee for direct receipt of a public service by the party who benefits from the service.

Utility - A utility or public utility provides funding and maintains the infrastructure for and provides a rate-based service that is consumed by the public such as water, wastewater, waste disposal, and public transportation.

Vacancy Management - Estimated savings derived from delaying the filling of vacant positions which were budgeted for.

Vehicles for Hire **(VFH)** - The Vehicles for Hire By-law No. 129/2017 was approved by Council on December 13, 2017 and came into effect on February 28, 2018. Regulatory responsibility legally

transferred from the provincial government to municipalities pursuant to the requirements of Bill 30 – The Local Vehicles for Hire Act, which will dissolve the existing Taxicab Board, the Taxicab Act and associated regulations, and transition oversight and regulation of the vehicle for hire industry to the City of Winnipeg effective February 28, 2018.

Waste Diversion User Fee - This revenue is generated to fund new programs that provide residents with more ways to reduce, reuse and recycle. The fee is charged on a daily basis according to dwelling units and appears on the water bill.

Waste Diversion Reserve - On October 19, 2011, City Council approved the establishment of the Waste Diversion Reserve Fund for the purpose of funding waste diversion programs and projects. The reserve is to be funded by surplus monies collected through the waste diversion services user fee. The first transfer to the reserve occurred in 2013.

The Director of Water and Waste is the fund manager.

Water Service Sales Revenue - This revenue is generated when the water rate is applied to the amount of water used, as measured by the water meter. This covers the cost of bringing water from Shoal Lake to the consumer, including operating and maintaining the aqueduct, pumping stations, reservoirs, and distribution system.

Water Main Renewal Reserve - On February 18, 1981, City Council established this reserve fund for the purpose of financing the renewal of watermains. It was initially created by the transfer from the Waterworks System and funded through a frontage levy. Since 2009, the source of funding for the Water Main Renewal Reserve is water rates.

The Director of Water and Waste is the fund manager.

Water Meter Renewal Reserve - On January 30, 2020, City Council authorized the establishment of the Water Meter Renewal Reserve to fund a program for the replacement and renewal of water meters with advanced meters. The reserve is funded by customers through the Daily Basic Charge.

The Director of Water and Waste is the fund manager.

Winnipeg Police Board - The Winnipeg Police Board provides civilian governance and oversight of the Winnipeg Police Service to improve transparency and accountability in policing. It is made up of seven civilian members. Five members are appointed by Winnipeg City Council and two are appointed by the Province of Manitoba. It receives its authority from Manitoba's Police Services Act (2009) and a City of Winnipeg By-Law (148/2012).

Winnipeg WAV - On January 21, 2022, the Vehicle for Hire (VFH) office awarded the contract to begin the process for creating the Winnipeg WAV (wheelchair accessible vehicle) Accessible Centralized Dispatch system. The Winnipeg WAV is a pilot project to address improvements to accessible on-demand service, in line with the needs of both residents and the industry.

The goals of this pilot project are to:

- Ensure a comparable level of service for those who use accessible or standard vehicles for hire;
- Improve safety of passengers;
- Provide incentives to drivers and owners of accessible vehicles;
- improved tracking of accessible trips and wait times, in order to continue to reduce wait times.

Winnipeg WAV was launched in May 2022.

WINNpass – the WINNpass program provides eligible individuals or families the opportunity to purchase full-fare transit passes/fares at a reduced rate.

Workers Compensation Reserve - Under the terms of By-law No. 9802 of the former City of Winnipeg, provision was made for the establishment of a Workers Compensation Reserve Fund. On January 1, 1972, as a result of the amalgamation of the City of Winnipeg with former area municipalities, The Workers Compensation Reserve Fund was established in accordance with Section 338 of the former City of Winnipeg Act.

The City administers its workers compensation program on a self-insured basis. In lieu of paying premiums to the Workers Compensation Board of Manitoba, the City pays actual costs incurred plus an administration charge. Departments are charged actual costs as well as surcharges related to financing fatality pensions and upgrades of benefits. The net result is that costs and surcharges are transferred to/from the Workers Compensation Reserve Fund. The Workers Compensation Reserve Fund serves to counteract any budgetary fluctuation from year to year that would result from a work related incident of major proportions.

On April 29, 2015, Council approved an amendment to the purpose of the Workers Compensation Reserve
1) To include Permanent Partial Impairment awards for occupational disease claims and
2) That pension surplus/deficit from Workers Compensation Board be accounted for in the Workers Compensation Reserve.

The Corporate Controller is the fund manager.