**APPENDIX C – Total Cost for Planning per Capita – Comparable Data from Municipal Benchmarking Network Canada (MBNC)**

***Table 1: 2023 Total Cost for Planning per Capita and Winnipeg Trend (2019 – 2023)***

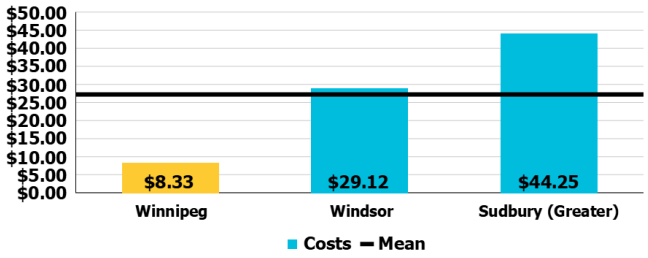


| | 2019 | 2020 | 2021 | 2022 | 2023 |
|---|---|---|---|---|---|
| Wpg. Trend | $8.51 | $8.51 | $8.71 | $7.90 | $8.33 |

*Source:* *2025 Adopted Budget, City of Winnipeg (pg. 179)*

***Table 2: 2022 Total Cost for Planning per Capita and Winnipeg Trend (2018 – 2022)***

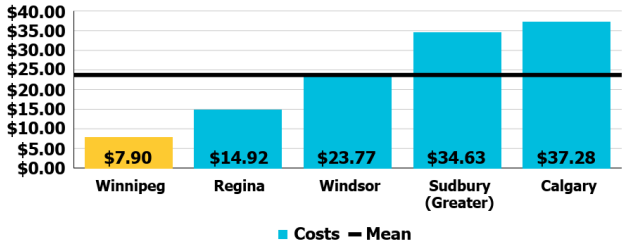


| | 2018 | 2019 | 2020 | 2021 | 2022 |
|---|---|---|---|---|---|
| Wpg. Trend | $8.69 | $8.51 | $8.51 | $8.71 | $7.90 |

*Source:* *2024 Adopted Budget, City of Winnipeg (pg. 177)*

***Table 3: 2019 - 2021 Total Cost for Planning per Capita***

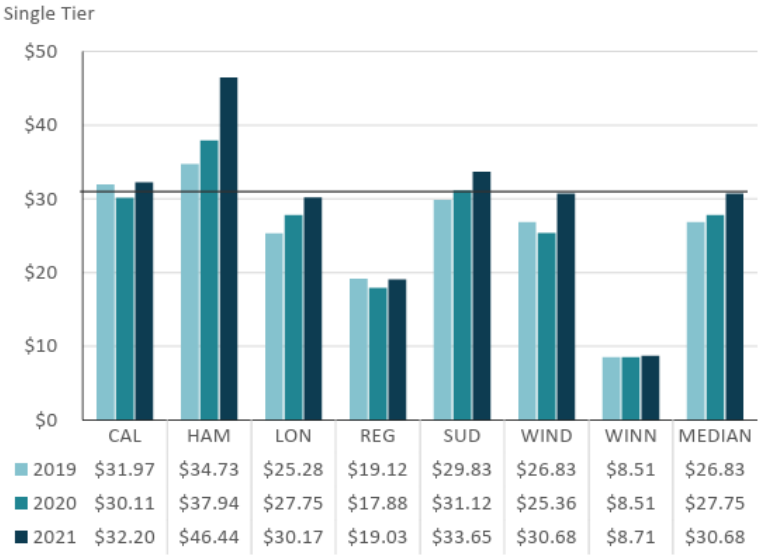


*Source:* *Municipal Benchmarking Network Canada, 2021 Planning Performance Measurement Report*