APPENDIX C – Total Cost for Planning per Capita – Comparable Data from Municipal Benchmarking Network Canada (MBNC)

Table 1: 2023 Total Cost for Planning per Capita and Winnipeg Trend (2019 – 2023)

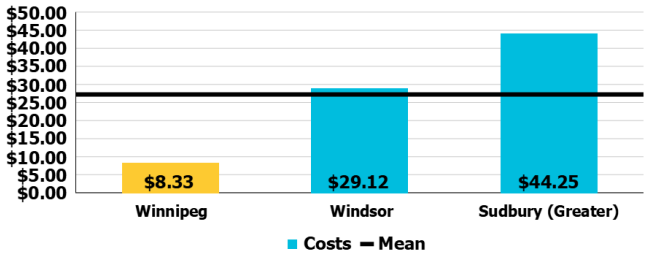

	2019	2020	2021	2022	2023
Wpg. Trend	$8.51	$8.51	$8.71	$7.90	$8.33

Source: *2025 Adopted Budget, City of Winnipeg (pg. 179)*

Table 2: 2022 Total Cost for Planning per Capita and Winnipeg Trend (2018 – 2022)

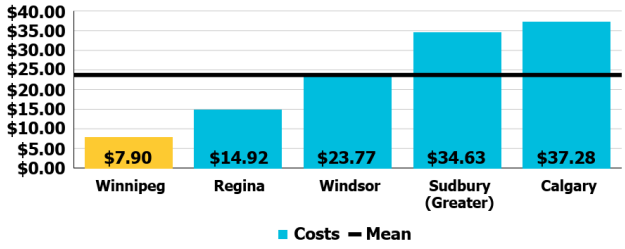

	2018	2019	2020	2021	2022
Wpg. Trend	$8.69	$8.51	$8.51	$8.71	$7.90

Source: *2024 Adopted Budget, City of Winnipeg (pg. 177)*

Table 3: 2019 - 2021 Total Cost for Planning per Capita

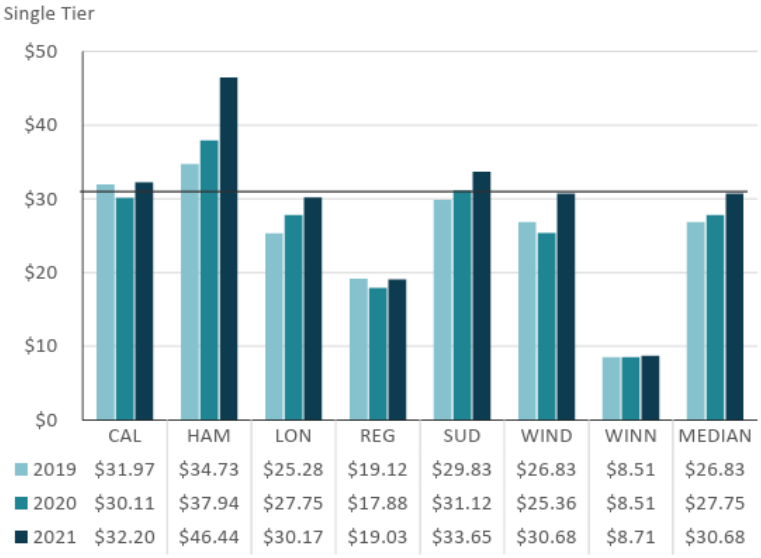

Source: *Municipal Benchmarking Network Canada, 2021 Planning Performance Measurement Report*