Winnipeg

Supplement to the 2026 Preliminary Budget

Photo: Kristhine Guerrero, courtesy Tourism Winnipeg

City of Winnipeg

Supplement to the 2026 Preliminary Budget

Winnipeg, Manitoba, Canada

The City of Winnipeg

Winnipeg, Manitoba

Telephone Number: 311

Toll Free: 1-877-311-4WPG (4974)

www.winnipeg.ca

Table of Contents



Arial photo of Downtown Winnipeg

Reader's Guide 7

Capital Project Summary

Summary of Capital Program 11
Summary of Financing Sources 12
Tax Supported, Transit, and Municipal Accommodations 16
Self-Supporting Utilities 31
Special Operating Agencies 34

Capital Project Detail

Tax Supported, Transit, and Municipal Accommodations 37
Self-Supporting Utilities 231
Special Operating Agencies 284

Appendices

A. Basis of Budgeting 291
B. Major Capital Projects 293
C. Cost Estimate Classification 295
D. Transfers from Other Capital Accounts 297
E. Public Private Partnership Payments as a Percentage of Cash to Capital / Canada Community-Building Fund 299
F. Capital Projects Funded by the Canada Community-Building Fund 301
G. Capital Projects Funded by the Province of Manitoba Infrastructure Funding 303
H. Active Transportation Projects 305
I. Service Based Budget Alignment to Strategic Plans 307
J. Service Based Budget – Services by Policy Area 311
K. Policies, Strategies and Plans 313
L. Glossary of Terms 317

Reader's Guide

This **Reader's Guide** is intended to provide the reader with a basic understanding of the supplement to the 2026 preliminary budget, developed from the budgeting process, as well as briefly describe the document's content and layout.

The **Supplement to the 2026 Preliminary Budget** provides summary and detailed information on capital projects and financing for the capital program, and additional information for the operating budget, set out in the following sections:

- The **Capital Project Summary** provides a listing of capital projects for 2026 through to 2031, highlighting related financing sources.
- The **Capital Project Detail** section gives additional information about each project in the budget, including project descriptions, current year's budget and five-year forecast, cash flow projections, net impact on the operating budget, and previous budget authorizations, if applicable. The capital estimate and service area are identified, as well as the link to OurWinnipeg and the Strategic Priorities Action Plan to ensure all capital projects align with city objectives.
- The **Appendices** provide additional context information in support of the budget documents.

Capital Project Summary

2026 Preliminary Capital Budget
and 2027 to 2031 Five-Year Forecast

Notes:

1. In the attached Capital Project Summary, tax supported capital projects are financed by cash to capital unless other funding is disclosed for the project.

2. Unallocated Province of Manitoba Strategic Infrastructure Funding has not been included in the capital budget. Funding will be reflected in future years as projects are identified.

Table of Contents

Summary of Capital Program 11

Summary of Financing Sources 12

Tax Supported, Transit, and Municipal Accommodations

Public Works 16
Community Services 21
Winnipeg Police Service 23
Fire Paramedic Service 24
Planning, Property and Development 25
Municipal Accommodations 26
City Clerks 26
Council 27
Chief Administrative Office 27
Innovation and Technology 27
Assessment and Taxation 29
Transit 29

Self-Supporting Utilities

Waterworks System 31
Sewage Disposal System 32
Solid Waste Disposal System 32
Land Drainage Utility 33

Special Operating Agencies

Winnipeg Fleet Management Agency 34
Winnipeg Parking Authority 34

Return to the Table of Contents

CAPITAL PROJECT SUMMARY *(in Thousands of $)*	ADOPTED BUDGET 2025	PRELIMINARY BUDGET 2026	FORECAST 2027	2028	2029	2030	2031	6-YEAR TOTAL 2026-2031
SUMMARY OF CAPITAL PROGRAM								
Public Works	234,209	242,049	223,953	247,330	257,953	274,045	292,430	1,537,760
Community Services	12,493	21,573	20,890	8,835	9,376	8,147	10,670	79,491
Winnipeg Police Service	2,098	8,027	4,152	7,037	8,721	9,003	13,253	50,193
Fire Paramedic Service	14,293	6,681	16,830	19,781	2,919	2,330	22,811	71,352
Planning, Property and Development	6,622	1,532	727	817	846	786	904	5,612
City Clerks	6,684	200	350		1,600	200	175	2,525
Council		1,610	1,610	1,610	1,610	1,610	1,610	9,660
Chief Administrative Office	5,050	2,550	4,500					7,050
Innovation and Technology	15,606	13,991	15,380	13,210	13,587	19,860	12,457	88,485
Assessment and Taxation	1,000	1,000	1,000	1,000	1,000	1,000	1,000	6,000
Total Tax Supported	298,055	299,213	289,392	299,620	297,612	316,981	355,310	1,858,128
Municipal Accommodations	4,776	3,911	2,807	1,201	4,308	3,203	3,335	18,765
Transit	75,417	137,213	24,726	28,630	28,602	31,431	36,461	287,063
Total Tax Supported, Transit and Municipal Accommodations	378,248	440,337	316,925	329,451	330,522	351,615	395,106	2,163,956
Self-Supporting Utilities								
Waterworks System	125,713	46,907	51,386	60,274	44,750	57,627	38,877	299,821
Sewage Disposal System	113,363	669,180	121,547	122,177	93,065	78,872	83,041	1,167,882
Solid Waste Disposal	19,722	6,876	12,225	26,293	5,900	407	9,336	61,037
Land Drainage Utility	9,398	8,563	4,200	4,450	6,069	5,950	6,492	35,724
Total Self-Supporting Utilities	268,196	731,526	189,358	213,194	149,784	142,856	137,746	1,564,464
Special Operating Agencies								
Winnipeg Fleet Management Agency	22,997	19,097	16,797	16,447	16,447	16,447	16,447	101,682
Winnipeg Parking Authority	7,979	3,582	3,123	334	340	334	352	8,065
Total Special Operating Agencies	30,976	22,679	19,920	16,781	16,787	16,781	16,799	109,747
TOTAL CAPITAL PROGRAM	677,420	1,194,542	526,203	559,426	497,093	511,252	549,651	3,838,167
Rebudget Amounts	(12,880)	(46,919)	(478)	(1,243)				(48,640)
Net Capital Investment	664,540	1,147,623	525,725	558,183	497,093	511,252	549,651	3,789,527

Return to the Table of Contents

CAPITAL PROJECT SUMMARY (in Thousands of $)	ADOPTED BUDGET 2025	PRELIMINARY BUDGET 2026	FORECAST 2027	2028	2029	2030	2031	6-YEAR TOTAL 2026-2031
SUMMARY OF FINANCING SOURCES								
Cash to Capital	3,188	3,993	3,730	28,128	26,236	26,175	31,359	119,621
Frontage Levy	17,800	17,800	17,800	27,800	27,800	27,800	27,800	146,800
Public Private Partnership Annual Service / Financing Payments	(36,107)	(35,801)	(36,350)	(37,116)	(37,289)	(38,243)	(39,226)	(224,025)
Reserves:								
- Transit Bus Replacement	1,000	1,272	634	9,995	10,008	9,348	9,348	40,605
- Transit Infrastructure					1,000	4,000	7,500	12,500
- Southwest Rapid Transitway (Stage 2) and Pembina Highway Underpass Payment	14,032	13,616	14,049	14,669	14,622	15,456	16,316	88,728
- Water Meter Renewal	66,496	17,322	18,455	16,598	12,819	1,310		66,504
- Water Main Renewal	21,000	21,750	22,750	24,500	24,750	26,000	27,000	146,750
- Sewer System Rehabilitation	26,250	26,750	24,500	25,500	26,250	27,000	27,500	157,500
- Environmental Projects	41,500	26,500	47,000	30,000	31,000	32,000	33,000	199,500
- Landfill Rehabilitation	1,400	1,797	2,240	2,612				6,649
- Waste Diversion	1,749	751	390	19,294	351		147	20,933
- Destination Marketing	200	200	200	200	200	200	200	1,200
- Commitment	133							
- Land Operating	1,565	1,965	965	965	965	965	965	6,790
- Contributions in Lieu of Land Dedication (Land Dedication Reserve)	24							
- Solid Waste Asset Management Reserve		300	300			180	3,614	4,394
- Computer, Critical Systems and Support Reserve					276			276
- Local Street Renewal	76,952	80,752	37,525	96,640	103,140	109,940	117,040	545,037
- Regional Street Renewal	63,988	67,788	67,738	91,838	102,738	114,138	126,038	570,278
Interim Financing / (Repayment)	(600)							
Contributions from Other Levels of Government:								
- Canada Community-Building Fund	65,304	50,590	55,716	53,310	52,513	48,563	56,463	317,155
- Housing Accelerator Fund	2,200							
- Natural Resources Canada	1,988	2,603						2,603
- Investing in Canada Infrastructure Program (Federal Government)	23,492	48,424						48,424
- Investing in Canada Infrastructure Program (Provincial Government)	19,488	40,932						40,932
- Province of Manitoba Strategic Infrastructure Funding	43,612	18,168	93,900					112,068
- Provincial Funding - Other	6,000							
- Shared Health Capital Grant	1,217	1,636	600	600	600	1,176	600	5,212
- Funding from Other Municipalities	845	858						858

CAPITAL PROJECT SUMMARY *(in Thousands of $)*	ADOPTED BUDGET	PRELIMINARY BUDGET	FORECAST					6-YEAR TOTAL
	2025	2026	2027	2028	2029	2030	2031	2026-2031
Other Funders:								
- Developer Funding / Developer Capacity Charges	1,500	500		600		750	1,000	2,850
- Future Services Account	200	200	200	200	200	200	200	1,200
- Public Private Partnership					825			825
Retained Earnings - Self-supporting Utilities	83,830	135,926	63,723	85,853	42,996	50,416	37,279	416,193
Transfer from General Revenue Fund	339							
Transfer from Waterworks Fund Retained Earnings	3,994	3,317	2,169	2,755	3,083	3,706	3,925	18,955
Transfer from Sewage Disposal System Fund Retained Earnings	13,104	10,221	8,299	7,787	10,555	9,527	9,641	56,030
Accumulated Surplus (Retained Earnings) - Special Operating Agencies	1,342	1,075	1,083	1,111	1,117	1,111	1,129	6,626
External Debt	73,906	564,814	59,272	38,674	24,668	23,864	35,143	746,435
External Debt - SOAs	21,609	19,304	18,837	15,670	15,670	15,670	15,670	100,821
Transfers from Other Capital Accounts	12,880	49,219	478	1,243				50,940
TOTAL FINANCING SOURCES	677,420	1,194,542	526,203	559,426	497,093	511,252	549,651	3,838,167

CAPITAL PROJECT SUMMARY *(in Thousands of $)*	ADOPTED BUDGET 2025	PRELIMINARY BUDGET 2026	FORECAST 2027	2028	2029	2030	2031	6-YEAR TOTAL 2026-2031
FINANCING SOURCES								
Tax Supported, Transit and Municipal Accommodations								
Cash to Capital	3,188	3,993	3,730	28,128	26,236	26,175	31,359	119,621
Frontage Levy	17,800	17,800	17,800	27,800	27,800	27,800	27,800	146,800
Public Private Partnership Annual Service / Financing Payments	(36,107)	(35,801)	(36,350)	(37,116)	(37,289)	(38,243)	(39,226)	(224,025)
Reserves:								
- Transit Bus Replacement	1,000	1,272	634	9,995	10,008	9,348	9,348	40,605
- Transit Infrastructure					1,000	4,000	7,500	12,500
- Southwest Rapid Transitway (Stage 2) and Pembina Highway Underpass Payment	14,032	13,616	14,049	14,669	14,622	15,456	16,316	88,728
- Waste Diversion Reserve	227	433		513	351		147	1,444
- Destination Marketing	200	200	200	200	200	200	200	1,200
- Commitment	133							
- Land Operating	1,565	1,965	965	965	965	965	965	6,790
- Contributions in Lieu of Land Dedication (Land Dedication Reserve)	24							
- Solid Waste Asset Management Reserve		300	300			180	3,614	4,394
- Computer, Critical Systems and Support Reserve					276			276
- Local Street Renewal	76,952	80,752	37,525	96,640	103,140	109,940	117,040	545,037
- Regional Street Renewal	63,988	67,788	67,738	91,838	102,738	114,138	126,038	570,278
Interim Financing / (Repayment)	(600)							
Contributions from Other Levels of Government:								
- Canada Community-Building Fund	65,304	48,145	55,716	53,310	48,089	48,563	56,463	310,286
- Housing Accelerator Fund	2,200							
- Natural Resources Canada	1,988	2,603						2,603
- Investing in Canada Infrastructure Program (Federal Government)	23,492	48,424						48,424
- Investing in Canada Infrastructure Program (Provincial Government)	19,488	40,932						40,932
- Province of Manitoba Strategic Infrastructure Funding	31,926	18,168	88,100					106,268
- Provincial Funding - Other	6,000							
- Shared Health Capital Grant	1,217	1,636	600	600	600	1,176	600	5,212
- Funding from Other Municipalities	845	858						858
Other Funders:								
- Future Services Account	200	200	200	200	200	200	200	1,200
- Public Private Partnership					825			825
External Debt	61,106	94,673	59,272	33,774	23,192	23,864	32,282	267,057
Transfer from Waterworks Fund Retained Earnings	3,994	3,317	2,169	2,755	3,083	3,706	3,925	18,955
Transfer from Sewage Disposal Fund Retained Earnings	5,206	2,444	4,099	3,937	4,486	4,327	4,149	23,442
Transfers from Other Capital Accounts	12,880	26,919	478	1,243				28,640
Total Tax Supported, Transit and Municipal Accommodations	378,248	440,637	317,225	329,451	330,522	351,795	398,720	2,168,350

CAPITAL PROJECT SUMMARY *(in Thousands of $)*	ADOPTED BUDGET 2025	PRELIMINARY BUDGET 2026	FORECAST 2027	2028	2029	2030	2031	6-YEAR TOTAL 2026-2031
Self-Supporting Utilities								
Reserves:								
- Water Meter Renewal	66,496	17,322	18,455	16,598	12,819	1,310		66,504
- Water Main Renewal	21,000	21,750	22,750	24,500	24,750	26,000	27,000	146,750
- Sewer System Rehabilitation	26,250	26,750	24,500	25,500	26,250	27,000	27,500	157,500
- Environmental Projects	41,500	26,500	47,000	30,000	31,000	32,000	33,000	199,500
- Landfill Rehabilitation	1,400	1,797	2,240	2,612				6,649
- Waste Diversion	1,522	318	390	18,781				19,489
Contributions from Other Levels of Government:								
- Canada Community-Building Fund		2,445			4,424			6,869
- Province of Manitoba Strategic Infrastructure Funding	4,000		5,800					5,800
Retained Earnings - Self-supporting Utilities	83,830	135,926	63,723	85,853	42,996	50,416	37,279	416,193
Transfer from Sewage Disposal System Fund Retained Earnings	7,898	7,777	4,200	3,850	6,069	5,200	5,492	32,588
Developer Funding / Developer Capacity Charges	1,500	500		600		750	1,000	2,850
External Debt	12,800	470,141		4,900	1,476		2,861	479,378
Transfers from Other Capital Accounts		20,000						20,000
Total Self-Supporting Utilities	268,196	731,226	189,058	213,194	149,784	142,676	134,132	1,560,070
Special Operating Agencies								
Contributions from Other Levels of Government:								
- Province of Manitoba Strategic Infrastructure Funding	7,686							
Transfer from General Revenue Fund	339							
Transfers from Other Capital Accounts		2,300						2,300
Accumulated Surplus (Retained Earnings)	1,342	1,075	1,083	1,111	1,117	1,111	1,129	6,626
External Debt	21,609	19,304	18,837	15,670	15,670	15,670	15,670	100,821
Total Special Operating Agencies	30,976	22,679	19,920	16,781	16,787	16,781	16,799	109,747
TOTAL FINANCING SOURCES	677,420	1,194,542	526,203	559,426	497,093	511,252	549,651	3,838,167

Return to the Table of Contents

CAPITAL PROJECT SUMMARY (in Thousands of $)	PAGE NO.	ADOPTED BUDGET 2025	PRELIMINARY BUDGET 2026	FORECAST 2027	2028	2029	2030	2031	6-YEAR TOTAL 2026-2031
CAPITAL PROJECTS LISTING									
PUBLIC WORKS									
Active Transportation Facilities									
Pedestrian and Cycling Program - First charge against the 2026 Capital Budget of up to $2.286 million (Council January 29, 2025).									
- Cash to Capital					300	175	300		775
- Local Street Renewal Reserve		500	2,199	2,686	2,819	3,313	3,222	3,419	17,658
- Regional Street Renewal Reserve			1,248	1,077	1,159	994	1,831	2,339	8,648
- Canada Community-Building Fund		1,086	1,640	2,649	2,700	3,328	2,691	2,528	15,536
- External Debt		642	320	248					568
- Transfer from Prior Year Authorization			6,830						6,830
Total Pedestrian and Cycling Program	37	2,228	12,237	6,660	6,978	7,810	8,044	8,286	50,015
Total Active Transportation Facilities		2,228	12,237	6,660	6,978	7,810	8,044	8,286	50,015
Street Improvements									
Transportation Planning Studies									
- Cash to Capital							877		877
- Canada Community-Building Fund		678							
- Province of Manitoba Strategic Infrastructure Funding		168							
- External Debt			205						205
Total Transportation Planning Studies	41	846	205				877		1,082
Traffic Signals Vehicle Detection Program									
- Frontage Levy					250	258	266	274	1,048
- Province of Manitoba Strategic Infrastructure Funding		250							
- External Debt			250	250					500
Total Traffic Signals Vehicle Detection Program	43	250	250	250	250	258	266	274	1,548
Traffic Signals Bases and Bulbs Replacements									
- Cash to Capital						53			53
- Frontage Levy					1,500	1,492	1,591	1,639	6,222
- External Debt			1,500	1,500					3,000
Total Traffic Signals Bases and Bulbs Replacements	44		1,500	1,500	1,500	1,545	1,591	1,639	9,275
Traffic Data System Renewal	45					125			125
Traffic Management Centre Equipment Program									
- Cash to Capital						290	598	380	1,268
- Canada Community-Building Fund		200							
- External Debt			200	200	200	206		218	1,024
Total Traffic Management Centre Equipment Program	46	200	200	200	200	496	598	598	2,292
Lighting Improvements									
- Frontage Levy					200	200		400	800
- Transfer from Prior Year Authorization			1,000						1,000
Total Lighting Improvements	47		1,000		200	200		400	1,800

CAPITAL PROJECT SUMMARY *(in Thousands of $)*	PAGE NO.	ADOPTED BUDGET 2025	PRELIMINARY BUDGET 2026	FORECAST 2027	2028	2029	2030	2031	6-YEAR TOTAL 2026-2031
Road Safety Improvement Program									
- Cash to Capital							53		53
- Frontage Levy					3,635		3,368	2,812	9,815
- Local Street Renewal Reserve			1,366	2,154	1,739	1,392	2,974	2,807	12,432
- Regional Street Renewal Reserve			766	1,854	1,839	6,766	2,491	3,380	17,096
- Province of Manitoba Strategic Infrastructure Funding		2,500							
- External Debt			802	2,146	245	470		153	3,816
- Transfer from Prior Year Authorization - Frontage Levy			2,134						2,134
Total Road Safety Improvement Program	48	2,500	5,068	6,154	7,458	8,628	8,886	9,152	45,346
Strategic Road Network Program (formerly Strategic Road Network Study)									
- Regional Street Renewal Reserve							2,347	2,214	4,561
- External Debt			375						375
Total Strategic Road Network Program	50		375				2,347	2,214	4,936
Salt and Sand Storage Sheds									
- Canada Community-Building Fund		600							
- Province of Manitoba Strategic Infrastructure Funding		150							
- External Debt			1,469						1,469
Total Salt and Sand Storage Sheds	52	750	1,469						1,469
St. Anne's Road Widening									
- Canada Community-Building Fund	53			180	3,726				3,906
Pipeline Twinning - Leila to Templeton									
- Frontage Levy						2,611			2,611
- Canada Community-Building Fund				590	1,116	252			1,958
Total Pipeline Twinning - Leila to Templeton	54			590	1,116	2,863			4,569
Bison and Waverley Intersection Improvements									
- Regional Street Renewal Reserve	55						3,138	20,000	23,138
Land Acquisition for Trade Route Corridors									
- Regional Street Renewal Reserve	56		5,200						5,200
Route 90 Improvements - Taylor to Ness									
- Frontage Levy	57			5,000	8,000				13,000
Total Street Improvements		4,546	15,267	13,874	22,450	14,115	17,703	34,277	117,686

CAPITAL PROJECT SUMMARY (in Thousands of $)	PAGE NO.	ADOPTED BUDGET 2025	PRELIMINARY BUDGET 2026	FORECAST 2027	2028	2029	2030	2031	6-YEAR TOTAL 2026-2031
Regional and Local Street Renewal									
Regional and Local Street Renewal - Council authorized first charges totaling up to $60.730 million for regional streets and $2.0 million for local streets against the 2026 Capital Budget (Council January 29, 2025). See detail sheet in the Supplement to the 2025 Budget for a detailed listing of the first charge authorizations.									
- Frontage Levy		17,800	17,800	12,800	9,800	17,800	17,800	17,800	93,800
- Local Street Renewal Reserve		75,857	76,034	31,985	90,832	96,711	102,748	105,830	504,140
- Regional Street Renewal Reserve		62,138	42,846	45,926	64,891	68,743	82,683	88,817	393,906
- Canada Community-Building Fund		1,635							
- Province of Manitoba Strategic Infrastructure Funding			5,096	62,296					67,392
- Provincial Funding - Other		6,000							
- Funding from Other Municipalities		845	858						858
- Future Services Account		200	200	200	200	200	200	200	1,200
- External Debt		135	8,411	7,600					16,011
- Transfer from Prior Year Authorization			5,600		1,109				6,709
Total Regional and Local Street Renewal	58	164,610	156,845	160,807	166,832	183,454	203,431	212,647	1,084,016
Total Regional and Local Street Renewal		164,610	156,845	160,807	166,832	183,454	203,431	212,647	1,084,016
Waterway Crossings and Grade Separations									
Waterway Crossing and Grade Separations - Annual Program - First charge against the 2026 Capital Budget of up to $3.9 million (Council January 29, 2025).									
- Frontage Levy					126				126
- Local Street Renewal Reserve		595	1,153	700	1,250	1,724	996	4,984	10,807
- Regional Street Renewal Reserve		350	2,900	2,189	2,121	1,276	3,004	9,288	20,778
- Canada Community-Building Fund		1,305							
- Province of Manitoba Strategic Infrastructure Funding		1,299							
- External Debt			247	390					637
Total Waterway Crossing and Grade Separations - Annual Program	75	3,549	4,300	3,279	3,497	3,000	4,000	14,272	32,348
Louise Bridge Rehabilitation									
- Regional Street Renewal Reserve			7,773		2,000	14,709	17,144		41,626
- External Debt			227						227
Total Louise Bridge Rehabilitation	77		8,000		2,000	14,709	17,144		41,853
Pembina Highway Overpass (Abinojii Mikanah) Rehabilitation									
- Canada Community-Building Fund		13,001							
- Province of Manitoba Strategic Infrastructure Funding		4,399							
Total Pembina Highway Overpass (Abinojii Mikanah) Rehabilitation		17,400							
Osborne Street Underpass									
- Regional Street Renewal Reserve					500		1,500		2,000
- Canada Community-Building Fund		600							
Total Osborne Street Underpass	78	600			500		1,500		2,000

CAPITAL PROJECT SUMMARY *(in Thousands of $)*	PAGE NO.	ADOPTED BUDGET 2025	PRELIMINARY BUDGET 2026	FORECAST 2027	2028	2029	2030	2031	6-YEAR TOTAL 2026-2031
Lagimodiere Twin Overpasses Rehabilitation (Concordia Avenue and CPR Keewatin) - First charge against the 2026 Capital Budget of up to $20.0 million (Council January 29, 2025).									
- Regional Street Renewal Reserve			**5,555**	**11,981**					**17,536**
- Canada Community-Building Fund			**9,545**	**3,761**					**13,306**
- Transfer from Prior Year Authorization			**6,000**						**6,000**
Total Lagimodiere Twin Overpasses Rehabilitation (Concordia Avenue and CPR Keewatin)	80		**21,100**	**15,742**					**36,842**
Ness Culvert Replacement									
- Frontage Levy					**1,812**				**1,812**
- Regional Street Renewal Reserve					**4,007**				**4,007**
Total Ness Culvert Replacement	82				**5,819**				**5,819**
Elm Park Bridge Repairs									
- Regional Street Renewal Reserve	83				**3,975**				**3,975**
Lagimodiere Boulevard at CN Reddit Bridge Rehabilitation									
- Frontage Levy					**602**	**764**			**1,366**
- Regional Street Renewal Reserve						**3,475**			**3,475**
Total Lagimodiere Boulevard at CN Reddit Bridge Rehabilitation	84				**602**	**4,239**			**4,841**
Route 90 (at Omand's Creek) Culvert Rehabilitation									
- Regional Street Renewal Reserve	85					**4,521**			**4,521**
Henderson Highway (at Bunn's Creek) Culvert Replacement									
- Regional Street Renewal Reserve	86				**10,000**				**10,000**
Arlington Street Bridge - Demolition & Detailed Design									
- Canada Community-Building Fund		**2,000**							
- External Debt		**20,000**							
Total Arlington Street Bridge - Demolition & Detailed Design		**22,000**							
Omand Park Pedestrian Bridge Rehabilitation									
- Regional Street Renewal Reserve	87			**211**	**1,346**	**2,254**			**3,811**
Disraeli Bridge and Overpass Facility									
- Cash to Capital		**600**	**400**	**400**					**800**
- Frontage Levy					**400**	**2,600**	**2,600**	**2,700**	**8,300**
- Canada Community-Building Fund		**12,795**	**13,055**	**13,120**	**13,181**	**11,063**	**11,129**	**11,096**	**72,644**
- Public Private Partnership Annual Service / Financing Payments		**(12,209)**	**(12,269)**	**(12,334)**	**(12,395)**	**(12,477)**	**(12,543)**	**(12,610)**	**(74,628)**
- Debt Servicing - Repayment of Debt		**(1,186)**	**(1,186)**	**(1,186)**	**(1,186)**	**(1,186)**	**(1,186)**	**(1,186)**	**(7,116)**
Total Disraeli Bridge and Overpass Facility	88								
Total Waterway Crossings and Grade Separations		**43,549**	**33,400**	**19,232**	**27,739**	**28,723**	**22,644**	**14,272**	**146,010**
New Transportation Facilities									
Chief Peguis Trail - Henderson Highway to Lagimodiere Boulevard									
- Cash to Capital		**600**	**1,475**	**1,475**					**2,950**
- Frontage Levy					**1,475**	**2,075**	**2,175**	**2,175**	**7,900**
- Canada Community-Building Fund		**6,925**	**6,100**	**6,151**	**6,203**	**5,675**	**5,629**	**5,685**	**35,443**
- Public Private Partnership Annual Service / Financing Payments		**(6,546)**	**(6,596)**	**(6,647)**	**(6,699)**	**(6,771)**	**(6,825)**	**(6,881)**	**(40,419)**
- Debt Servicing - Repayment of Debt		**(979)**	**(979)**	**(979)**	**(979)**	**(979)**	**(979)**	**(979)**	**(5,874)**
Total Chief Peguis Trail - Henderson Highway to Lagimodiere Boulevard	90								
Total New Transportation Facilities									

CAPITAL PROJECT SUMMARY (in Thousands of $)	PAGE NO.	ADOPTED BUDGET 2025	PRELIMINARY BUDGET 2026	FORECAST 2027	2028	2029	2030	2031	6-YEAR TOTAL 2026-2031
Other Streets Projects									
Asset Management System (formerly Asset Management System - Various Divisions)									
- Cash to Capital					75	100	100	100	375
- Canada Community-Building Fund		25							
- External Debt		75	289	100	125		100		614
Total Asset Management System	92	100	289	100	200	100	200	100	989
Total Other Streets Projects		100	289	100	200	100	200	100	989
TOTAL STREETS PROJECTS		215,033	218,038	200,673	224,199	234,202	252,022	269,582	1,398,716
Parks and Open Space									
Regional Parks									
- Cash to Capital					300	300	300	300	1,200
- Canada Community-Building Fund			1,730	2,990	2,650	2,790	3,149	3,252	16,561
- External Debt			275						275
Total Regional Parks	94		2,005	2,990	2,950	3,090	3,449	3,552	18,036
Downtown Parks Improvement Program									
- Cash to Capital					300	300			600
- Canada Community-Building Fund			450		1,700	1,300			3,450
- External Debt			300						300
Total Downtown Parks Improvement Program	96		750		2,000	1,600			4,350
Community and Neighbourhood Parks Program									
- Cash to Capital							350		350
- Canada Community-Building Fund		400							
- External Debt			350	150	350	150		360	1,360
Total Community and Neighbourhood Parks Program	98	400	350	150	350	150	350	360	1,710
Interpretive and Wayfinding Signage Program									
- Cash to Capital					25	25	106	25	181
- Canada Community-Building Fund		100							
- External Debt			100	100	75	78		83	436
Total Interpretive and Wayfinding Signage Program	99	100	100	100	100	103	106	108	617
Waterway Access Improvement Program									
- Cash to Capital					194	30	318	30	572
- Canada Community-Building Fund		200							
- External Debt			200	200	106	279		297	1,082
Total Waterway Access Improvement Program	101	200	200	200	300	309	318	327	1,654
Parkland Naturalization and Restoration Program									
- Cash to Capital					200	206	212	218	836
- External Debt			200	200					400
Total Parkland Naturalization and Restoration Program	103		200	200	200	206	212	218	1,236

Return to Table of Contents

CAPITAL PROJECT SUMMARY (in Thousands of $)	PAGE NO.	ADOPTED BUDGET 2025	PRELIMINARY BUDGET 2026	FORECAST 2027	2028	2029	2030	2031	6-YEAR TOTAL 2026-2031
Parks Buildings									
- Cash to Capital						400	200	200	800
- Canada Community-Building Fund		300		400	1,021	1,395	593	1,198	4,607
- Province of Manitoba Strategic Infrastructure Funding		375							
- External Debt			245						245
Total Parks Buildings	105	675	245	400	1,021	1,795	793	1,398	5,652
Parks and Recreation Enhancement Program									
- Cash to Capital					300	150	150	150	750
- Canada Community-Building Fund			968	1,238	910	1,060	1,060	850	6,086
- External Debt		300	232						232
Total Parks and Recreation Enhancement Program	107	300	1,200	1,238	1,210	1,210	1,210	1,000	7,068
Assiniboine Park Conservancy - Infrastructure and Sustainability									
- Cash to Capital					146				146
- Canada Community-Building Fund		1,336	2,000	2,980	1,954	2,000	2,100	2,000	13,034
- External Debt		6,564	5,900	4,920	3,300	3,400	3,300	3,400	24,220
Total Assiniboine Park Conservancy - Infrastructure and Sustainability	109	7,900	7,900	7,900	5,400	5,400	5,400	5,400	37,400
Urban Forest Renewal Program									
- Cash to Capital					8,600	8,270	5,199	5,499	27,568
- Land Operating Reserve			1,000						1,000
- Natural Resources Canada		1,988	2,603						2,603
- Province of Manitoba Strategic Infrastructure Funding		7,613	5,475	8,295					13,770
- External Debt			1,983	907	1,000	1,618	4,986	4,986	15,480
Total Urban Forest Renewal Program	110	9,601	11,061	9,202	9,600	9,888	10,185	10,485	60,421
Insect Control Branch Equipment Renewal									
- External Debt	112			900					900
Total Parks and Open Space		19,176	24,011	23,280	23,131	23,751	22,023	22,848	139,044
TOTAL PUBLIC WORKS		234,209	242,049	223,953	247,330	257,953	274,045	292,430	1,537,760
COMMUNITY SERVICES									
Library Facility Safety, Security and Accessibility Improvements Program									
- Cash to Capital					200	210	220	230	860
- External Debt			300	200					500
Total Library Facility Safety, Security and Accessibility Improvements Program	113		300	200	200	210	220	230	1,360
Library Refurbishment and Interior Infrastructure Program									
- Cash to Capital					500	236		900	1,636
- External Debt			768						768
Total Library Refurbishment and Interior Infrastructure Program	115		768		500	236		900	2,404
Millennium Library Safety Improvements									
- Province of Manitoba Strategic Infrastructure Funding	116		2,500						2,500

CAPITAL PROJECT SUMMARY (in Thousands of $)	PAGE NO.	ADOPTED BUDGET 2025	PRELIMINARY BUDGET 2026	FORECAST 2027	2028	2029	2030	2031	6-YEAR TOTAL 2026-2031
Recreational Facility Safety, Security and Accessibility Improvements Program									
- Cash to Capital					210	220	230	200	860
- Province of Manitoba Strategic Infrastructure Funding		200							
- External Debt				185					185
Total Recreational Facility Safety, Security and Accessibility Improvements Program	117	200		185	210	220	230	200	1,045
Fitness Equipment Renewal Program									
- Cash to Capital					350	350		350	1,050
- Province of Manitoba Strategic Infrastructure Funding		320							
- External Debt				340					340
Total Fitness Equipment Renewal Program	119	320		340	350	350		350	1,390
Decommissioning Aquatic Facilities		200							
St. Boniface Outdoor Aquatic Facility - First charge against the 2026 Capital Budget of up to $336,000 (Council January 29, 2025).									
- Cash to Capital		133	100	200	200	200	200	200	1,100
- Land Dedication Reserve		24							
- Commitment Reserve		133							
- Canada Community-Building Fund			179	182	180	180	180	165	1,066
- External Debt		1,467		23	73	76	78	80	330
- Transfer from Prior Year Authorization		490							
Total St. Boniface Outdoor Aquatic Facility	120	2,247	279	405	453	456	458	445	2,496
Spray Pad Investment Program									
- Canada Community-Building Fund		1,000	1,678		2,462	3,000		1,551	8,691
- Province of Manitoba Strategic Infrastructure Funding		2,512		3,500					3,500
- External Debt		488	922	500	1,538	1,000		949	4,909
Total Spray Pad Investment Program	122	4,000	2,600	4,000	4,000	4,000		2,500	17,100
Bonavista Recreation and Leisure Centre - Phase 1									
- Province of Manitoba Strategic Infrastructure Funding		2,000							
- External Debt		500	2,500						2,500
Total Bonavista Recreation and Leisure Centre - Phase 1	124	2,500	2,500						2,500
South Winnipeg Recreation Campus: Aquatic Facility									
- Canada Community-Building Fund			1,000						1,000
- External Debt			500						500
Total South Winnipeg Recreation Campus: Aquatic Facility	125		1,500						1,500
Tyndall Park Community Centre - Gymnasium Expansion									
- External Debt	126		2,500						2,500
Roblin Park Community Centre - Covered Rink									
- Canada Community-Building Fund				800					800
- External Debt			500	200					700
Total Roblin Park Community Centre - Covered Rink	128		500	1,000					1,500
East of the Red Recreation Plex									
- Canada Community-Building Fund				2,106					2,106
- Province of Manitoba Strategic Infrastructure Funding			2,597	4,100					6,697
- External Debt			2,403	3,794					6,197
Total East of the Red Recreation Plex	129		5,000	10,000					15,000

CAPITAL PROJECT SUMMARY *(in Thousands of $)*	PAGE NO.	ADOPTED BUDGET 2025	PRELIMINARY BUDGET 2026	FORECAST 2027	2028	2029	2030	2031	6-YEAR TOTAL 2026-2031
Freight House Outdoor Pool Redevelopment									
- Canada Community-Building Fund				1,202					1,202
- External Debt				421					421
Total Freight House Outdoor Pool Redevelopment	131			1,623					1,623
Fort Rouge Leisure Centre and Osborne Library Redevelopment Study	132					250			250
St. James Civic Centre Pool - Change Room Upgrades									
- Cash to Capital						500			500
- Canada Community-Building Fund							2,385	2,820	5,205
- External Debt							615		615
Total St. James Civic Centre Pool - Change Room Upgrades	133					500	3,000	2,820	6,320
Fort Garry Lions Outdoor Pool Redevelopment Feasibility Study	134						200		200
Freight House Recreation Centre Feasibility Study	135						350		350
Pan Am Pool Redevelopment Study	136						500		500
Community Centre Renovation Grant Program									
- Land Operating Reserve		965	965	965	965	965	965	965	5,790
- External Debt		1,035	1,035	1,035	1,035	1,035	1,035	1,035	6,210
Total Community Centre Renovation Grant Program	137	2,000	2,000	2,000	2,000	2,000	2,000	2,000	12,000
Community Incentive Grant Program									
- External Debt	138	1,026	1,126	1,137	1,122	1,154	1,189	1,225	6,953
TOTAL COMMUNITY SERVICES		12,493	21,573	20,890	8,835	9,376	8,147	10,670	79,491
WINNIPEG POLICE SERVICE									
East District Police Station									
- Cash to Capital		1,155	1,155	1,155	1,188	1,254	1,254	1,254	7,260
- Public Private Partnership Lease Payments		(1,155)	(1,155)	(1,155)	(1,188)	(1,254)	(1,254)	(1,254)	(7,260)
Total East District Police Station	139								
East District Police Station Leasehold Improvements									
- Public Private Partnership	140					825			825
Public Safety Communication System Equipment Program	141						2,494		2,494
Public Safety Answering Point Equipment Program									
- Cash to Capital					2,280			3,521	5,801
- External Debt			1,966	3,731					5,697
Total Public Safety Answering Point Equipment Program	142		1,966	3,731	2,280			3,521	11,498
Information and Technology Infrastructure Program									
- Cash to Capital						1,608	1,300	4,250	7,158
- Province of Manitoba Strategic Infrastructure Funding			2,500						2,500
- External Debt		112	1,166			3,713			4,879
Total Information and Technology Infrastructure Program	144	112	3,666			5,321	1,300	4,250	14,537
Information and Technology Mobile Program									
- Cash to Capital						437	3,761	800	4,998
- External Debt		1,736	723						723
Total Information and Technology Mobile Program	145	1,736	723			437	3,761	800	5,721

Return to the Table of Contents

CAPITAL PROJECT SUMMARY (in Thousands of $)	PAGE NO.	ADOPTED BUDGET 2025	PRELIMINARY BUDGET 2026	FORECAST 2027	2028	2029	2030	2031	6-YEAR TOTAL 2026-2031
Technical Surveillance Program									
- Cash to Capital					525	460			985
- External Debt			1,672						1,672
Total Technical Surveillance Program	146		1,672		525	460			2,657
Facility Adaptation Program									
- Cash to Capital					3,474	1,200	948		5,622
- External Debt		250		276					276
Total Facility Adaptation Program	147	250		276	3,474	1,200	948		5,898
Building Security System Evergreening	148				228	478		338	1,044
Bomb Unit - Robot	149				330				330
Training Facility - Site Security	150				200				200
Automated Fingerprint Identification System	151							4,344	4,344
Asset Management Software									
- External Debt	152			145					145
Human Resources Software	153						500		500
TOTAL WINNIPEG POLICE SERVICE		2,098	8,027	4,152	7,037	8,721	9,003	13,253	50,193
FIRE PARAMEDIC SERVICE									
Facility Optimization - St. Boniface Industrial Area and Windsor Park Station Consolidation									
- Land Operating Reserve		600							
- Interim Financing from Land Operating Reserve / (Repayment)		(600)							
Total Facility Optimization - St. Boniface Industrial Area and Windsor Park Station Consolidation									
Facility Optimization - Waverley West Station									
- Canada Community-Building Fund		7,990							
- Province of Manitoba Strategic Infrastructure Funding		2,520							
- External Debt		2,005							
Total Facility Optimization - Waverley West Station		12,515							
Facility Optimization - Osborne Fire Paramedic Station Consolidation									
- Canada Community-Building Fund				3,000	4,900				7,900
- External Debt				3,304	11,548				14,852
Total Facility Optimization - Osborne Fire Paramedic Station Consolidation	154			6,304	16,448				22,752
Facility Optimization - Silver Heights Fire Paramedic Station Consolidation									
- Canada Community-Building Fund				1,600					1,600
- External Debt				1,147					1,147
Total Facility Optimization - Silver Heights Fire Paramedic Station Consolidation	155			2,747					2,747
Facility Optimization - St. Boniface Fire Paramedic Station Consolidation									
- Canada Community-Building Fund								9,289	9,289
- External Debt								10,981	10,981
Total Facility Optimization - St. Boniface Fire Paramedic Station Consolidation	156							20,270	20,270

CAPITAL PROJECT SUMMARY *(in Thousands of $)*	PAGE NO.	ADOPTED BUDGET 2025	PRELIMINARY BUDGET 2026	FORECAST 2027	2028	2029	2030	2031	6-YEAR TOTAL 2026-2031
Station Capital Maintenance									
- Cash to Capital		500	500	500	500	500	500	500	3,000
- External Debt		503	475	534	447	593	633	866	3,548
Total Station Capital Maintenance	157	1,003	975	1,034	947	1,093	1,133	1,366	6,548
Equipment Obsolescence									
- External Debt		201	465	232	625	520	363	325	2,530
- External Debt on behalf of Shared Health			2,849	913	155	706	234	250	5,107
- Shared Health Capital Grant		574	600	600	600	600	600	600	3,600
Total Equipment Obsolescence	159	775	3,914	1,745	1,380	1,826	1,197	1,175	11,237
Next Generation 9-1-1									
- Province of Manitoba Strategic Infrastructure Funding	161			5,000					5,000
Emergency Vehicle Pre-emption									
- External Debt	162		1,792						1,792
Training Facility									
- External Debt	163				1,006				1,006
TOTAL FIRE PARAMEDIC SERVICE		14,293	6,681	16,830	19,781	2,919	2,330	22,811	71,352
PLANNING, PROPERTY AND DEVELOPMENT									
Cemeteries - Improvements									
- Cash to Capital						113	100	100	313
- External Debt			100	124					224
- Transfer from Prior Year Authorization		188							
Total Cemeteries - Improvements	164	188	100	124		113	100	100	537
Downtown Enhancement Program									
- Cash to Capital					125	175	100	105	505
- Province of Manitoba Strategic Infrastructure Funding		151							
- External Debt			127						127
Total Downtown Enhancement Program	165	151	127		125	175	100	105	632
Business Improvement Zones, Image Routes and Neighbourhood Main Streets									
- Destination Marketing Reserve	167	200	200	200	200	200	200	200	1,200
Developer Payback									
- Cash to Capital						100			100
- External Debt			100						100
- Transfer from Prior Year Authorization		132							
Total Developer Payback	169	132	100			100			200
Cemetery Planning and Development									
- Province of Manitoba Strategic Infrastructure Funding		291							
- External Debt			684	100	166		170	204	1,324
Total Cemetery Planning and Development	170	291	684	100	166		170	204	1,324
New Columbaria Investment									
- Province of Manitoba Strategic Infrastructure Funding		100							
- External Debt			121	303	326	258	216	295	1,519
Total New Columbaria Investment	171	100	121	303	326	258	216	295	1,519

Return to the Table of Contents

CAPITAL PROJECT SUMMARY (in Thousands of $)	PAGE NO.	ADOPTED BUDGET 2025	PRELIMINARY BUDGET 2026	FORECAST 2027	2028	2029	2030	2031	6-YEAR TOTAL 2026-2031
Riverbank Stabilization - Physical Asset Protection									
- Province of Manitoba Strategic Infrastructure Funding		3,000							
- Transfer from Prior Year Authorization		110							
Total Riverbank Stabilization - Physical Asset Protection		3,110							
Digital Permitting									
- Housing Accelerator Fund Reserve		2,200							
CentrePlan 2050 - Infrastructure									
- Cash to Capital			200						200
- External Debt		250							
Total CentrePlan 2050 - Infrastructure	172	250	200						200
TOTAL PLANNING, PROPERTY AND DEVELOPMENT		6,622	1,532	727	817	846	786	904	5,612
MUNICIPAL ACCOMMODATIONS									
Health/Life Safety/Emergency Systems Refurbishment/City-wide Accessibility									
- Cash to Capital						915		183	1,098
- Canada Community-Building Fund		472	1,118	1,155	642	2,928	2,928	2,928	11,699
- Province of Manitoba Strategic Infrastructure Funding		471							
- External Debt			1,880	1,652	559	465	275	224	5,055
- Transfer from Prior Year Authorization		3,333	500						500
Total Health/Life Safety/Emergency Systems Refurbishment/City-wide Accessibility	174	4,276	3,498	2,807	1,201	4,308	3,203	3,335	18,352
Valley Gardens Community Centre Outbuilding									
- External Debt	177		250						250
Wildewood Golf Course Clubhouse									
- External Debt		500							
Building Emission Reduction Strategy	178		163						163
TOTAL MUNICIPAL ACCOMMODATIONS		4,776	3,911	2,807	1,201	4,308	3,203	3,335	18,765
CITY CLERKS									
Corporate Records Centre									
- External Debt	180			200					200
Election Systems and Equipment									
- Cash to Capital						200	200		400
- External Debt		100	200						200
Total Election Systems and Equipment	182	100	200			200	200		600
Audio / Video Equipment Replacement									
- External Debt	183			150				175	325
City of Winnipeg Archives - The Winnipeg 150 Legacy Project									
- Canada Community-Building Fund		5,584							
- External Debt		1,000							
Total City of Winnipeg Archives - The Winnipeg 150 Legacy Project		6,584							

CAPITAL PROJECT SUMMARY (in Thousands of $)	PAGE NO.	ADOPTED BUDGET 2025	PRELIMINARY BUDGET 2026	FORECAST 2027	2028	2029	2030	2031	6-YEAR TOTAL 2026-2031
Voting Machine Replacement									
- External Debt	185					1,400			1,400
TOTAL CITY CLERKS		6,684	200	350		1,600	200	175	2,525
COUNCIL									
Communities Fund									
- Canada Community-Building Fund	186		1,610	1,610	1,610	1,610	1,610	1,610	9,660
TOTAL COUNCIL			1,610	1,610	1,610	1,610	1,610	1,610	9,660
CHIEF ADMINISTRATIVE OFFICE									
Portage Place Redevelopment Capital Grant									
- Regional Street Renewal Reserve		1,500	1,500	4,500					6,000
- Province of Manitoba Strategic Infrastructure Funding		2,500							
- Transfer from Prior Year Authorization		1,050	1,050						1,050
Total Portage Place Redevelopment Capital Grant	188	5,050	2,550	4,500					7,050
TOTAL CHIEF ADMINISTRATIVE OFFICE		5,050	2,550	4,500					7,050
INNOVATION AND TECHNOLOGY									
Technology Infrastructure Program									
- Cash to Capital					1,290	1,080	1,641	1,981	5,992
- Computer, Critical Systems and Support Reserve						276			276
- External Debt		1,979	2,090	1,682	100	100		2,255	6,227
- Transfer from Prior Year Authorization		1,646	577	478	134				1,189
Total Technology Infrastructure Program	189	3,625	2,667	2,160	1,524	1,456	1,641	4,236	13,684
Digital Customer Experience Program									
- Cash to Capital					700		340		1,040
- Province of Manitoba Strategic Infrastructure Funding		445							
- Transfer from Waterworks Fund Retained Earnings		629	532	333	202	208	710	750	2,735
- Transfer from Sewage Disposal Fund Retained Earnings		2,023	1,582	1,495	1,157	1,311	2,333	2,034	9,912
- External Debt		325	907	723	1,054	914	1,137		4,735
Total Digital Customer Experience Program	191	3,422	3,021	2,551	3,113	2,433	4,520	2,784	18,422
Assessment and Taxation Systems Program									
- Cash to Capital					300	300			600
- Province of Manitoba Strategic Infrastructure Funding		312							
- External Debt			350	245					595
Total Assessment and Taxation Systems Program	193	312	350	245	300	300			1,195
Community Services Library Technology Upgrade and Replacement Program									
- Province of Manitoba Strategic Infrastructure Funding		350							
- External Debt				375					375
Total Community Services Library Technology Upgrade and Replacement Program	194	350		375					375

CAPITAL PROJECT SUMMARY *(in Thousands of $)*	PAGE NO.	ADOPTED BUDGET 2025	PRELIMINARY BUDGET 2026	FORECAST 2027	2028	2029	2030	2031	6-YEAR TOTAL 2026-2031
Community Services Technology Advancement Program									
- Cash to Capital					182				182
- External Debt			300	150					450
Total Community Services Technology Advancement Program	196		300	150	182				632
Planning, Property and Development Desktop Evergreen Program									
- Cash to Capital					110				110
- External Debt				100					100
Total Planning, Property and Development Desktop Evergreen Program	197			100	110				210
Geospatial Information Systems Program									
- Transfer from Waterworks Fund Retained Earnings		600	574	250	450	353	300	309	2,236
- External Debt		227							
Total Geospatial Information Systems Program	199	827	574	250	450	353	300	309	2,236
Information Management and Analytics Program									
- Transfer from Waterworks Fund Retained Earnings		517			453	411	480	436	1,780
- Transfer from Sewage Disposal Fund Retained Earnings		800			980	980	980	980	3,920
Total Information Management and Analytics Program	200	1,317			1,433	1,391	1,460	1,416	5,700
Water and Waste Applications Modernization and Sustainment									
- Transfer from Waterworks Fund Retained Earnings	202	250	100		150	150	150	267	817
Water and Waste Supervisory Control and Data Acquisition Security and Integration Improvements									
- Transfer from Sewage Disposal Fund Retained Earnings	203			200	500	600			1,300
Digital Records and Workflow Program									
- Transfer from Waterworks Fund Retained Earnings		285		235					235
- Transfer from Sewage Disposal Fund Retained Earnings		750		935	500	750	800	914	3,899
Total Digital Records and Workflow Program	204	1,035		1,170	500	750	800	914	4,134
Work and Asset Management Systems Program									
- Waste Diversion Reserve		227	433		513	351		147	1,444
- Transfer from Waterworks Fund Retained Earnings		1,713	2,111	1,351	1,500	1,961	2,066	2,163	11,152
- Transfer from Sewage Disposal Fund Retained Earnings		1,057	862	1,203	800	845	214	221	4,145
- External Debt		252	509	1,750	525	420			3,204
Total Work and Asset Management Systems Program	206	3,249	3,915	4,304	3,338	3,577	2,280	2,531	19,945
Public Safety Systems Program									
- Shared Health Capital Grant		643	1,036				576		1,612
- External Debt on behalf of Shared Health				1,297	224	1,327			2,848
Total Public Safety Systems Program	208	643	1,036	1,297	224	1,327	576		4,460
Digital Operations Platform Program									
- Transfer from Sewage Disposal Fund Retained Earnings		576		266					266
- External Debt			2,028	2,312	1,386	1,250	8,133		15,109
Total Digital Operations Platform Program	210	576	2,028	2,578	1,386	1,250	8,133		15,375
TOTAL INNOVATION AND TECHNOLOGY		15,606	13,991	15,380	13,210	13,587	19,860	12,457	88,485

CAPITAL PROJECT SUMMARY (in Thousands of $)	PAGE NO.	ADOPTED BUDGET 2025	PRELIMINARY BUDGET 2026	FORECAST 2027	2028	2029	2030	2031	6-YEAR TOTAL 2026-2031
ASSESSMENT AND TAXATION									
Local Improvements - Ongoing Program									
- Cash to Capital					100	100	100	100	400
- External Debt		1,000	1,000	1,000	900	900	900	900	5,600
Total Local Improvements - Ongoing Program	212	1,000	1,000	1,000	1,000	1,000	1,000	1,000	6,000
TOTAL ASSESSMENT AND TAXATION		1,000	1,000	1,000	1,000	1,000	1,000	1,000	6,000
TRANSIT									
Transit Building Replacement and Renewal									
- Cash to Capital					500	500	600	500	2,100
- Canada Community-Building Fund		456							
- External Debt		232	890	600	500	500		500	2,990
- Transfer from Prior Year Authorization		485	1,364						1,364
Total Transit Building Replacement and Renewal	213	1,173	2,254	600	1,000	1,000	600	1,000	6,454
Transit Roof Replacement and Ventilation Upgrade									
- Canada Community-Building Fund		2,400							
- External Debt		100							
- Transfer from Prior Year Authorization		392							
Total Transit Roof Replacement and Ventilation Upgrade		2,892							
Transit Buses - First charge against the 2026 Capital Budget of up to $45.0 million (Council January 29, 2025).									
- Cash to Capital					3,896	4,000	1,114	3,841	12,851
- Transit Bus Replacement Reserve		1,000	1,272	634	9,995	10,008	9,348	9,348	40,605
- Transit Infrastructure Reserve						1,000	4,000	7,500	12,500
- Canada Community-Building Fund				10,002	7,855	11,008	14,709	11,091	54,665
- Investing in Canada Infrastructure Program (Federal Government)		16,532	40,046						40,046
- Investing in Canada Infrastructure Program (Provincial Government)		13,639	33,951						33,951
- Province of Manitoba Strategic Infrastructure Funding				4,909					4,909
- External Debt		10,505	25,639	7,497	4,437			2,021	39,594
Total Transit Buses	215	41,676	100,908	23,042	26,183	26,016	29,171	33,801	239,121
Southwest Rapid Transitway (Stage 2) and Pembina Highway Underpass									
- Southwest Rapid Transitway (Stage 2) and Pembina Highway Underpass Payment Reserve		14,032	13,616	14,049	14,669	14,622	15,456	16,316	88,728
- P3 Annual Service / Financing Payments (City)		(13,319)	(13,175)	(13,336)	(13,956)	(13,909)	(14,743)	(15,603)	(84,722)
- External Debt Annual Service Payments (City)		(713)	(441)	(713)	(713)	(713)	(713)	(713)	(4,006)
Total Southwest Rapid Transitway (Stage 2) and Pembina Highway Underpass	217								
Heavy and Other Equipment Program									
- Cash to Capital					150	326	100	100	676
- Canada Community-Building Fund		375	1,400		500	500	400	400	3,200
- External Debt		25	200	300			500	500	1,500
Total Heavy and Other Equipment Program	219	400	1,600	300	650	826	1,000	1,000	5,376

CAPITAL PROJECT SUMMARY *(in Thousands of $)*	PAGE NO.	ADOPTED BUDGET 2025	PRELIMINARY BUDGET 2026	FORECAST 2027	2028	2029	2030	2031	6-YEAR TOTAL 2026-2031
Hoist Replacement at Fort Rouge Garage									
- Canada Community-Building Fund		**3,841**	**3,472**						**3,472**
- External Debt		**150**	**125**						**125**
- Transfer from Prior Year Authorization		**3,278**							
Total Hoist Replacement at Fort Rouge Garage	220	**7,269**	**3,597**						**3,597**
Winnipeg Transit Master Plan Design and Implementation									
- External Debt		**100**							
Radios and Intelligent Transportation Systems Replacement									
- External Debt		**266**							
North Garage Replacement									
- Investing in Canada Infrastructure Program (Federal Government)		**806**							
- Investing in Canada Infrastructure Program (Provincial Government)		**672**							
- External Debt		**705**							
Total North Garage Replacement		**2,183**							
Primary Transit Network Infrastructure									
- Investing in Canada Infrastructure Program (Federal Government)		**2,478**	**4,788**						**4,788**
- Investing in Canada Infrastructure Program (Provincial Government)		**2,114**	**3,990**						**3,990**
- External Debt		**2,272**	**4,758**						**4,758**
Total Primary Transit Network Infrastructure	221	**6,864**	**13,536**						**13,536**
Rapid Transit (Downtown Corridors) Preliminary Design									
- Investing in Canada Infrastructure Program (Federal Government)		**452**	**2,208**						**2,208**
- Investing in Canada Infrastructure Program (Provincial Government)		**376**	**1,840**						**1,840**
- External Debt		**365**	**1,759**						**1,759**
Total Rapid Transit (Downtown Corridors) Preliminary Design	223	**1,193**	**5,807**						**5,807**
Wheelchair Securements Retro-fit - First charge against the 2026 Capital Budget of up to $4.125 million (Council January 29, 2025).									
- Investing in Canada Infrastructure Program (Federal Government)		**3,224**	**1,382**						**1,382**
- Investing in Canada Infrastructure Program (Provincial Government)		**2,687**	**1,151**						**1,151**
- External Debt		**3,714**	**1,592**						**1,592**
Total Wheelchair Securements Retro-fit	224	**9,625**	**4,125**						**4,125**
Transit Waterline Replacement									
- Canada Community-Building Fund			**1,490**						**1,490**
- External Debt			**300**						**300**
Total Transit Waterline Replacement	226		**1,790**						**1,790**
Fort Rouge Garage Washrack									
- Canada Community-Building Fund			**710**						**710**
- External Debt			**400**						**400**
- Transfer from Prior Year Authorization			**890**						**890**
Total Fort Rouge Garage Washrack	227		**2,000**						**2,000**
Ancillary Vehicle Program									
- Cash to Capital							**660**	**660**	**1,320**
- External Debt			**622**	**634**	**647**	**660**			**2,563**
Total Ancillary Vehicle Program	228		**622**	**634**	**647**	**660**	**660**	**660**	**3,883**

CAPITAL PROJECT SUMMARY (in Thousands of $)	PAGE NO.	ADOPTED BUDGET 2025	PRELIMINARY BUDGET 2026	FORECAST 2027	2028	2029	2030	2031	6-YEAR TOTAL 2026-2031
Bus Shelters, Stops and On-Street Infrastructure Program									
- Cash to Capital					150	100			250
- External Debt				150					150
- Transfer from Prior Year Authorization		1,776	974						974
Total Bus Shelters, Stops and On-Street Infrastructure Program	229	1,776	974	150	150	100			1,374
TOTAL TRANSIT		75,417	137,213	24,726	28,630	28,602	31,431	36,461	287,063
WATERWORKS SYSTEM									
Waterworks System - Supply and Treatment									
Financed by Waterworks Retained Earnings:									
Shoal Lake Aqueduct Renewals	231	7,068			7,724			7,027	14,751
Shoal Lake Aqueduct Intake Facility Renewals	232		200	4,225	350		1,050	4,550	10,375
Branch Aqueduct Renewals	233	2,800		400	7,818				8,218
Regulatory Assessment of Water System Infrastructure and Supply Sources	234		250					300	550
Deacon Resevoir Cell Renewal	235		100						100
Discharge Meter Renewals at the In-town Pumping Stations		212							
Pumping Stations Reliability	236		3,542	510		2,040	2,000		8,092
Water Treatment Plant Asset Refurbishment and Replacement Program	238	14,500	2,500			1,400	13,900		17,800
Water Supply, Treatment, and Distribution Electrical Renewals	239			3,300			3,000		6,300
Greater Winnipeg Water District Railway Renewals		3,636							
HVAC Renewals at Pumping Stations	240				2,169				2,169
Tache Booster Pumping Station		450							
Pumping Stations and Reservoirs Renewals	241					1,198	9,917		11,115
Waterworks System Security Renewals	242	5,857	313						313
Water Treatment Plant Force Main Reliability	243					2,300			2,300
Total Waterworks System - Supply and Treatment		34,523	6,905	8,435	18,061	6,938	29,867	11,877	82,083
Waterworks System - Distribution									
Financed by Waterworks Retained Earnings:									
Feeder Main Renewals	244	3,694	656	347	1,115	243	450		2,811
Plinguet Ventilation Regulatory Upgrades	245		274	1,399					1,673
Water Meter Renewals									
- Water Meter Renewal Reserve	246	66,496	17,322	18,455	16,598	12,819	1,310		66,504
Water Main Renewals									
- Water Main Renewal Reserve	247	21,000	21,750	22,750	24,500	24,750	26,000	27,000	146,750
Total Waterworks System - Distribution		91,190	40,002	42,951	42,213	37,812	27,760	27,000	217,738
TOTAL WATERWORKS SYSTEM (Utility Supported)		125,713	46,907	51,386	60,274	44,750	57,627	38,877	299,821

CAPITAL PROJECT SUMMARY (in Thousands of $)	PAGE NO.	ADOPTED BUDGET 2025	PRELIMINARY BUDGET 2026	FORECAST 2027	2028	2029	2030	2031	6-YEAR TOTAL 2026-2031
SEWAGE DISPOSAL SYSTEM									
Sewage Disposal System - Treatment									
Financed by Sewage Disposal System Retained Earnings:									
Process Control System Renewal	248	535	750	2,513	10,987				14,250
Asset Refurbishment and Replacement Program	249	16,088	13,260	9,091	14,022	3,056	6,095	6,941	52,465
WEWPCC Screening and Grit Removal	251	4,220	19,466						19,466
SEWPCC Facilities Plan	252		644						644
WEWPCC Ponds Water Quality Regulatory Upgrade	253		302					6,600	6,902
WEWPCC Ponds Revegetation		348							
NEWPCC Upgrade: Nutrient Removal Facilities									
- Retained Earnings			79,000						79,000
- External Debt			468,000						468,000
Total NEWPCC Upgrade: Nutrient Removal Facilities	254		547,000						547,000
Total Sewage Disposal System - Treatment		21,191	581,422	11,604	25,009	3,056	6,095	13,541	640,727
Sewage Disposal System - Collection									
Financed by Sewage Disposal System Retained Earnings:									
Arc Flash Hazard Regulatory Upgrades	256	400	1,700	1,100	905				3,705
Comminutor Chamber Rehabilitation	257		2,460						2,460
Lift Station Renewals	258	6,000	7,000	10,500	9,000	9,000	9,000	9,000	53,500
Combined Sewer Overflow and Basement Flood Management Strategy									
- Environmental Projects Reserve		41,500	26,500	47,000	30,000	31,000	32,000	33,000	199,500
- Transfer from Prior Year Authorization			20,000						20,000
Total Combined Sewer Overflow and Basement Flood Management Strategy	260	41,500	46,500	47,000	30,000	31,000	32,000	33,000	219,500
Southwest Interceptor	261		2,783	23,715	31,546	23,044			81,088
Vacuum Truck Decanting Facility	262	285				715	4,777		5,492
Sewer Renewals									
- Sewer System Rehabilitation Reserve	263	26,250	26,750	24,500	25,500	26,250	27,000	27,500	157,500
Northwest Interceptor Regional Assessment Study		325							
River Crossings Monitoring and Renewals	265	17,412	565	3,128	217				3,910
Total Sewage Disposal System - Collection		92,172	87,758	109,943	97,168	90,009	72,777	69,500	527,155
TOTAL SEWAGE DISPOSAL SYSTEM (Utility Supported)		113,363	669,180	121,547	122,177	93,065	78,872	83,041	1,167,882
SOLID WASTE DISPOSAL									
Solid Waste Disposal - Landfill									
Financed by Retained Earnings:									
Brady Road Resource Management Facility - Cell Construction									
- Retained Earnings							227	2,861	3,088
- Canada Community-Building Fund			2,445			4,424			6,869
- Province of Manitoba Strategic Infrastructure Funding		4,000		5,800					5,800
- External Debt		12,800	1,855		4,900	1,476		2,861	11,092
Total Brady Road Resource Management Facility - Cell Construction	267	16,800	4,300	5,800	4,900	5,900	227	5,722	26,849

CAPITAL PROJECT SUMMARY (in Thousands of $)	PAGE NO.	ADOPTED BUDGET 2025	PRELIMINARY BUDGET 2026	FORECAST 2027	2028	2029	2030	2031	6-YEAR TOTAL 2026-2031
Regulatory Soil Fabrication for Landfill Cover (formerly Soil Fabrication for Landfill Cover)									
- Landfill Rehabilitation Reserve	269	1,400	1,797	1,850	1,485				5,132
Brady Road Resource Management Facility - Landfill Gas Capture Expansion									
- Retained Earnings			161	3,495					3,656
- Solid Waste Asset Management Reserve							180	3,614	3,794
Total Brady Road Resource Management Facility - Landfill Gas Capture Expansion	270		161	3,495			180	3,614	7,450
Closed Landfill Site Improvement: Disposition Study Implementation									
- Landfill Rehabilitation Reserve	271			390	1,127				1,517
Miscellaneous Land Acquisition									
- Solid Waste Asset Management Reserve	272		300	300					600
Total Solid Waste Disposal - Landfill		18,200	6,558	11,835	7,512	5,900	407	9,336	41,548
Solid Waste Disposal - Collection									
Financed by Solid Waste Disposal Waste Diversion Reserve:									
Green Cart Program: Organics Collection and Processing Service Development	273	1,522		390	18,460				18,850
Comprehensive Integrated Waste Management Strategy - Review	274		318		321				639
Total Solid Waste Disposal - Collection		1,522	318	390	18,781				19,489
TOTAL SOLID WASTE DISPOSAL SYSTEM (Utility Supported)		19,722	6,876	12,225	26,293	5,900	407	9,336	61,037
LAND DRAINAGE UTILITY									
Land Drainage and Flood Control									
Financed by Transfer from Sewage Disposal System Fund:									
Flood Pumping Station Renewals	275	1,259	1,500	1,500	1,500	1,500	1,500	1,500	9,000
Land Drainage Sewers - Regional / Local Streets	277	100	100	100	100	100	100	100	600
Stormwater Retention Basin Renewals	278			600			600		1,200
Outfall Renewals	279	3,000	3,200	2,000	2,000	3,000	3,000	3,892	17,092
Land Drainage and Combined Sewers Outfall Gate Structure Renewals	280	2,889	2,977		250	1,469			4,696
Development Agreement Paybacks									
- Developer Capacity Charges	281	1,500	500		600		750	1,000	2,850
Riverbank Stabilization - Physical Asset Protection									
- External Debt	282		286						286
Peguis Street Land Drainage Sewer and Outfall Oversizing Payback		441							
Stormwater Retention Basin and Channel Water Level Monitoring		209							
TOTAL LAND DRAINAGE UTILITY (Utility Supported)		9,398	8,563	4,200	4,450	6,069	5,950	6,492	35,724

Return to the Table of Contents

CAPITAL PROJECT SUMMARY (in Thousands of $)	PAGE NO.	ADOPTED BUDGET 2025	PRELIMINARY BUDGET 2026	FORECAST 2027	2028	2029	2030	2031	6-YEAR TOTAL 2026-2031
SPECIAL OPERATING AGENCIES									
WINNIPEG FLEET MANAGEMENT AGENCY									
Financed by Accumulated Surplus (Retained Earnings):									
Light Fleet Asset Acquisitions									
- Transfer from General Revenue Fund		339							
- Transfer from Animal Services Accumulated Surplus (Retained Earnings)		272							
- External Debt		3,499	3,031	3,000	3,000	3,000	3,000	3,000	18,031
Total Light Fleet Asset Acquisitions	284	4,110	3,031	3,000	3,000	3,000	3,000	3,000	18,031
Medium, Heavy and Specialty Fleet Asset Acquisitions									
- External Debt		18,110	12,989	13,020	12,670	12,670	12,670	12,670	76,689
- Transfer from Prior Year Authorization			2,300						2,300
Total Medium, Heavy and Specialty Fleet Asset Acquisitions	285	18,110	15,289	13,020	12,670	12,670	12,670	12,670	78,989
Fuel Site Upgrades and Improvements		777							
Asset Upgrades and Improvements	287		777	777	777	777	777	777	4,662
TOTAL WINNIPEG FLEET MANAGEMENT AGENCY		22,997	19,097	16,797	16,447	16,447	16,447	16,447	101,682
WINNIPEG PARKING AUTHORITY									
Financed by Accumulated Surplus (Retained Earnings):									
Automated License Plate Recognition Renewal Program	288	293	298	306	334	340	334	352	1,964
Millennium Library Parkade High Priority Repairs									
- Province of Manitoba Strategic Infrastructure Funding		7,686							
- External Debt			3,284	2,817					6,101
Total Millennium Library Parkade High Priority Repairs	289	7,686	3,284	2,817					6,101
TOTAL WINNIPEG PARKING AUTHORITY		7,979	3,582	3,123	334	340	334	352	8,065

Capital Project Detail

2026 Preliminary Capital Budget and 2027 to 2031 Five-Year Forecast

Notes:

1. Capital Budget amounts are estimates only and are subject to materials management policy (e.g. tenders, bids, and contract awards including Public Private Partnership Proposals).

2. The Public Service uses a cost estimate classification determined using AACE International Recommended Practices for capital budget estimates – see Appendix C.

3. Included in the capital project authorizations are corporate and departmental overhead amounts (FTE related costs, administrative costs, etc.). Consistent with asset management principles, specific recoveries are included in the capital project business case/basis of estimate. Actual expenses may vary from budget depending on in-year circumstances.

4. Included in the capital budget authorizations, for Public Works only, are amounts for Strategic Municipal Infrastructure Research (SMIR), not to exceed 0.5% of tax-supported infrastructure preservation capital budgets, as approved by Council on April 30, 2003. Infrastructure is defined as permanent physical systems of a community, including roadways, utilities, water, sewage, buildings and parks. SMIR funding is essential to undertake research that will optimize life cycle costs and innovate to provide the best value for construction and preservation of Public Works infrastructure.

5. Capital projects could be aligned to multiple *OurWinnipeg* goals; however, the most relevant goal is noted on individual projects. *OurWinnipeg* is the guiding development plan for the City.

6. Capital projects are also aligned to the Strategic Priorities Action Plan (SPAP). SPAP outlines Council's key priorities and actions.

Table of Contents

Capital Projects Listing by Department

Public Works 37
Community Services 113
Winnipeg Police Service 139
Fire Paramedic Service 154
Planning, Property and Development 164
Assets and Project Management (Municipal Accommodations) 174
City Clerks 180
Council 186
Chief Administrative Office 188
Innovation & Technology 189
Assessment and Taxation 212
Transit 213
Water and Waste 231
Winnipeg Fleet Management Agency 284
Winnipeg Parking Authority 288

Return to Table of Contents

Project Name: **Pedestrian and Cycling Program**

Standing Policy Committee: Public Works

Department: Public Works
Project: 1832000126

Service: Active Transportation
OurWinnipeg: Environmental Resilience

AUTHORIZATION	Previous Budgets	2026 Estimate	FORECAST 2027	2028	2029	2030	2031	Five-Year Forecast Total	Six-Year Total
Project Costs ($000's)	N/A *	12,237	6,660	6,978	7,810	8,044	8,286	37,778	50,015
Financed by:									
Cash to Capital				300	175	300		775	775
Local Street Renewal Reserve		2,199	2,686	2,819	3,313	3,222	3,419	15,459	17,658
Regional Street Renewal Reserve		1,248	1,077	1,159	994	1,831	2,339	7,400	8,648
Canada Community-Building Fund		1,640	2,649	2,700	3,328	2,691	2,528	13,896	15,536
External Debt		320	248					248	568
Transfer from Prior Year Authorization		6,830						-	6,830

CASH FLOW	2026	2027	2028	2029	2030	2031	Beyond 2031	Total
Project Costs ($000's)	10,402	7,497	6,930	7,686	8,009	8,249	1,242	50,015
Financed by:								
Cash to Capital			255	194	281	45		775
Local Street Renewal Reserve	1,869	2,613	2,799	3,239	3,236	3,389	513	17,658
Regional Street Renewal Reserve	1,061	1,103	1,147	1,019	1,705	2,263	350	8,648
Canada Community-Building Fund	1,394	2,498	2,692	3,234	2,787	2,552	379	15,536
External Debt	272	259	37					568
Transfer from Prior Year Authorization	5,806	1,024						6,830

NET OPERATING IMPACT ($000's)	2026	2027	2028	2029	2030	2031
Operating costs						
Debt and finance charges	23	50	59	61	61	61
Transfer to General Capital Fund			300	175	300	
Total Direct Costs	23	50	359	236	361	61
Less: Incremental Revenue/Recovery	194	173	171	185	204	214
Net Cost/(Benefit)	(171)	(123)	188	51	157	(153)
Incremental Full Time Equivalent Positions	-	-	-	-	-	-

Class Estimate: See table below

Strategic Priority Action Plan Theme: A Green and Growing City with Sustainable Renewal of Infrastructure

SPAP Action Item: 4.3 Accelerate implementation of the Pedestrian and Cycling Strategy

* N/A - No amounts have been included in the "Previous Budgets" due to this program's on-going nature.

Pedestrian and Cycling Program (continued):

Project description	2026 Class Est	2026	2027	2028	2029	2030	2031	Total
Sidewalks Regional and Non-Regional - Various Locations	N/A**	530		300		250		1,080
Bicycle Corridors:								
Elmwood/Transcona to North East Pioneers Greenway connection	5	907						907
Neighbourhood greenways	5	200	200	200	200	200	200	1,200
Cyclist detection signal actuation - select locations	N/A**	100						100
West End neighbourhood preliminary design and construction	5	900	493	271		5,522	6,244	13,430
Downtown bicycle network	5	2,430		1,000				3,430
Wellington Crescent permanent facility	5	436			5,470			5,906
Painted bike lane upgrade program	N/A **	220	250	263	298			1,031
Maryland St/Sherbrook St upgrade to protected bike lane	4	2,185						2,185
Cycling monitoring data collection	N/A **	20	20	5	5	5	5	60
Pre-cast curb replacement			380					380
Recreational Walkways and Bicycle Paths:								
Lagimodiere twin overpasses rehabilitation multi-use paths			3,200					3,200
The Forks - Nestaweya River Trail improvements	N/A **	20	20	20	20	20	20	120
Bicycle parking partnership grants	N/A **	30	30	30	30	30	30	180
Bicycle parking at city facilities and in the right-of-way	N/A **	30	30	30	30	20	30	170
Bicycle rack rebate program	N/A **	5	10	10	10	5	10	50
Togo Ave. to Churchill Dr. - Multi-use path extension - connection to Transit Blue Line path at Woodward Ave			300					300
North Winnipeg Parkway	5	331		3,000				3,331
Multi-use pathways and bicycle paths	N/A **	1,000	1,000	1,000	1,000	1,000	1,000	6,000
Kenaston multi-use pathway				97				97
Northwest Hydro Corridor phase 2 construction Church Ave to Casino and Leila Ave to Daylan Marshall Gate Park	5	1,517						1,517
Temporary/Pilot walking and cycling projects - various locations	N/A **	15	25	25	25	15	25	130
Public Education Awareness and Promotion:								
Communication and promotions	N/A**	25		25		25		75

Pedestrian and Cycling Program (continued):

Project description	2026 Class Est	2026	2027	2028	2029	2030	2031	Total
Partnership Grant Program:	N/A **	200	200	200	220	220	220	1,260
2026 Allocation Winnipeg Repair Education and Cycling Hub (The WRENCH) - $50,000 Winnipeg Trails Association (Cycling Lessons for Building Community) - $40,250 Winnipeg Trails Association (Stronger Together CycleLOOPia) - $24,000 Green Action Centre (Bicycle Education and Skills Training Program) - $40,000 Green Action Centre (Bike Everywhere Month) - $15,000 Bike Week Winnipeg - $28,750 Bike Winnipeg (Themed Group Rides) - $2,000								
Active safe routes to school, various locations	5	454				230		684
Kildonan Park Bergen Bridge lease North Winnipeg Parkway	N/A **	2	2	2	2	2	2	12
Active transportation studies***	N/A **	500	500	500	500	500	500	3,000
Various projects - funding to be allocated	N/A**	180						180
Total		**12,237**	**6,660**	**6,978**	**7,810**	**8,044**	**8,286**	**50,015**

Project list and timing is subject to change due to operational requirements and unexpected urgent needs.

Projects within the program will not proceed until a class 3 estimate is obtained.

** N/A as this is a rolling program.

The Pedestrian and Cycling Program supports the delivery of the City's long-term vision to maximize transportation options by ensuring the accessibility, comfort, and safety of walking and cycling in Winnipeg.

Budget is used for the construction of new pedestrian and cycling facilities, facilities enhancements, studies, and support for public education, awareness and promotions of walking and cycling. The budget may be utilized for the purchase of land to facilitate the delivery of new and enhanced facilities as required. Funding is also used to support public engagement and design studies in advance of planned road renewals.

The Director of Public Works may be required to reallocate funds within the Pedestrian and Cycling Program based on financing requirements.

Grants and land lease payments paid from the program are not subject to City overheads.

On July 15, 2015, Council approved the Winnipeg Pedestrian and Cycling Strategies (PCS) with the following motion: All costs included in the Pedestrian and Cycling Strategies are estimates, no budget allocation is included with the approval of the Pedestrian and Cycling Strategies document, and all projects and project costs relating to the Pedestrian and Cycling Strategies document will be considered by City Council through the annual budget process. Pedestrian and Cycling Action Plans will be presented to the Standing Policy Committee for information on a yearly basis to provide status updates on previous and current projects.

On July 13, 2016, Council approved the recommendation of the Standing Policy Committee on Infrastructure Renewal and Public Works: That all projects related to the Pedestrian and Cycling Strategies document be submitted to the Standing Policy Committee on Infrastructure Renewal and Public Works for recommendation to Council.

On April 20, 2021, the Standing Policy Committee on Infrastructure Renewal and Public Works passed a motion that every September the Public Service shall provide the standing committee with the next year's proposed work plan for the Pedestrian and Cycling Strategies document, highlighting any changes from the current five-year forecast.

Any surplus funds will automatically be transferred to the following year's Pedestrian and Cycling Program Budget. On December 15, 2021, Council directed that any surplus funds from Active Transportation (AT) infrastructure identified as part of the report described in Recommendation 2.J. of the 2022 budget be transferred and dedicated to the following year's AT capital program.

On December 15, 2021, Council directed (as per 2022 Adopted Capital Budget recommendation 2L) the Public Service to:

i. Include active transportation facilities in all road renewals and rehabilitations that have been included in the 2022 Preliminary Capital Budget and 2023 to 2027 Five-Year Forecast, if facilities in those locations have been identified within the Winnipeg Pedestrian and Cycling Strategies.

Pedestrian and Cycling Program (continued):

ii. That in the event the road project and the active transportation facilities exceed the delegated authorities of the public service, or the project cannot be built as contemplated in the Winnipeg Pedestrian and Cycling Strategies, the Public Service be directed to report back to the appropriate Committee of Council on their recommendation to construct the facilities as prescribed, with a request for additional spending authorities, or recommend an alternate plan to restore the connectivity of the active transportation strategies network.

iii. Update the Winnipeg Pedestrian and Cycling Strategies in conjunction with the next update of the Transportation Master Plan to ensure that future roads investments requiring AT will be reviewed and analyzed prior to making road investments.

The Pedestrian and Cycling Program supports the following program areas:

Sidewalks Regional and Non-Regional - Various Locations

Includes construction of new sidewalks where none presently exist and where provision is warranted. The prioritization of locations will be guided by the update to the Pedestrian and Cycling Strategies, approved by Council on June 26, 2025 as part of the Transportation Master Plan 2050. These sidewalk construction projects may be combined with nearby road renewal contracts where feasible, while others may become standalone projects or a package of sidewalk projects.

Bicycle Corridors

Development of new bicycle facilities on the Bicycle Network as prioritized in the Pedestrian and Cycling Strategies. Provides support to complete gaps in the Bicycle Network. Supports the supply and installation of permanent and temporary bicycle parking through an annual Bicycle Parking Grant program. Provides additional funding to support the development of Neighbourhood Greenways during local street renewal projects. Considers support for a pedestrian and cycling monitoring strategy. Supports the replacement of pre-cast curbs on existing routes, as required.

Development of Neighbourhood Greenways - bike routes introduced on neighbourhood streets with low vehicle speeds and volumes that may include a range of treatments to slow down traffic and reduce traffic volumes to improve safety for walking, biking and driving.

Recreational Walkways and Bicycle Paths

Construction of new recreational walkways and off-street bicycle path facilities where no walkway or cycle facility presently exists, and where the provision of such a facility is warranted.

Public Education, Awareness and Promotion

Support educational programming, public safety and awareness in support of walking and cycling. Supports the promotion of new and existing pedestrian and cycling facilities including a walking and cycling communications strategy. Considers support for a City-wide wayfinding system.

Partnership Grant Program

The Public Education, Awareness and Promotion grant program provides a funding opportunity for not-for-profit / community based industry partners who promote cycling and active transportation in Winnipeg. Grant applications are submitted, assessed and approved annually.

***Funding will support external consulting and/or up to two internal temporary full-time project management staff (2.0 full-time equivalents) to undertake contract administration, design work and public engagement activities related to active transportation construction projects, both stand-alone and as part of future street renewal projects.

The Director of Public Works be authorized to prioritize other pedestrian and cycling projects based on opportunities that arise if extra funding is available due to program projects being completed below estimates and/or funded through other capital programs. All additional works will be communicated through the annual pedestrian and cycling updates.

See Appendix H for details on Active Transportation project funding in the 2026 capital budget - 6-year total of $112.841 million.

The estimated useful life of assets within this program ranges from five to 75 years dependent upon the asset class under consideration.

On January 29, 2025, Council authorized a first charge of up to $2.286 million for 2026 projects in 2025 or prior to the adoption of the 2026 capital budget to facilitate their timely delivery, including Maryland St/Sherbrook St Upgrade to Protected Bike Lanes and Northwest Hydro Corridor Phase 2 Construction.

With adoption of the 2026 Capital Budget, Council authorizes first charges in the amount of $3.2 million for the 2027 Lagimodiere Twin Overpasses Rehabilitation Multi-use Paths in 2026 or prior to the adoption of the 2027 capital budget to facilitate timely delivery of the project.

Project Name: **Transportation Planning Studies**

Standing Policy Committee: Public Works

Department: Public Works
Project: 1833000126

Service: Transportation Planning and Traffic Management
OurWinnipeg: City Building

AUTHORIZATION	Previous Budgets	2026 Estimate	FORECAST 2027	2028	2029	2030	2031	Five-Year Forecast Total	Six-Year Total
Project Costs ($000's)	N/A *	205	-	-	-	877	-	877	1,082
Financed by:									
Cash to Capital						877		877	877
External Debt		205						-	205

CASH FLOW	2026	2027	2028	2029	2030	2031	Beyond 2031	Total
Project Costs ($000's)	174	31	-	-	745	132	-	1,082
Financed by:								
Cash to Capital					745	132		877
External Debt	174	31						205

NET OPERATING IMPACT ($000's)	2026	2027	2028	2029	2030	2031
Operating costs						
Debt and finance charges	20	44	48	48	48	23
Transfer to General Capital Fund					877	
Total Direct Costs	20	44	48	48	925	23
Less: Incremental Revenue/Recovery	5	1			24	5
Net Cost/(Benefit)	15	43	48	48	901	18
Incremental Full Time Equivalent Positions	-	-	-	-	-	-

Class Estimate: See table below

Strategic Priority Action Plan Theme: A Green and Growing City with Sustainable Renewal of Infrastructure

SPAP Action Item: 4.9 Increase coordination to address speeding, traffic calming, properly designed streets, and modern road and sidewalk engineering

Projects in 2026-2031 are anticipated to include:

Project description (in priority order)	Service	2026 Class Est	2026	2027	2028	2029	2030	2031	Total
Winnipeg microscopic transportation model (Downtown and Norwood Bridge/St. Mary's/Marion)	Transportation Planning and Traffic Management	4	205						205
King Edward Twinning - preliminary design	Transportation Planning and Traffic Management						877		877
Total			**205**	**-**	**-**	**-**	**877**	**-**	**1,082**

Project list and timing is subject to change due to operational requirements and unexpected urgent needs.

Transportation Planning Studies (continued):

Projects within the program will not proceed until a class 3 estimate is obtained.

Program will support planning and design studies in alignment with the recommendations of the Transportation Master Plan 2050 which are necessary to account for temporal changes in land use and transportation needs.

* N/A - No amounts have been included in the "Previous Budgets" due to this program's on-going nature.

Project Name: **Traffic Signals Vehicle Detection Program**

Standing Policy Committee: Public Works

Department: Public Works
Project: 1831100226

Service: Transportation Planning and Traffic Management
OurWinnipeg: Good Health and Well-Being

AUTHORIZATION	Previous Budgets	2026 Estimate	FORECAST 2027	2028	2029	2030	2031	Five-Year Forecast Total	Six-Year Total
Project Costs ($000's)	N/A *	250	250	250	258	266	274	1,298	1,548
Financed by:									
Frontage Levy				250	258	266	274	1,048	1,048
External Debt		250	250					250	500

CASH FLOW	2026	2027	2028	2029	2030	2031	Beyond 2031	Total
Project Costs ($000's)	213	250	250	257	265	273	40	1,548
Financed by:								
Frontage Levy			213	257	265	273	40	1,048
External Debt	213	250	37					500

NET OPERATING IMPACT ($000's)	2026	2027	2028	2029	2030	2031
Operating costs						
Debt and finance charges	24	79	113	117	117	87
Transfer to General Capital Fund						
Total Direct Costs	24	79	113	117	117	87
Less: Incremental Revenue/Recovery	7	8	8	8	8	8
Net Cost/(Benefit)	17	71	105	109	109	79
Incremental Full Time Equivalent Positions	-	-	-	-	-	-

Class Estimate: See table below

Strategic Priority Action Plan Theme: A Green and Growing City with Sustainable Renewal of Infrastructure

SPAP Action Item: 4.9 Increase coordination to address speeding, traffic calming, properly designed streets, and modern road and sidewalk engineering

Project description (in priority order)	Service	2026 Class Est	2026	2027	2028	2029	2030	2031	Total
25-30 locations per year to be identified for repair or replacement of vehicle detection equipment	Transportation Planning and Traffic Management	4	250	250	250	258	266	274	1,548
Total			**250**	**250**	**250**	**258**	**266**	**274**	**1,548**

Project list and timing is subject to change due to operational requirements and unexpected urgent needs.

Projects within the program will not proceed until a class 3 estimate is obtained.

This is an annual program which includes city-wide repair and replacement of vehicle detection in order to maintain proper (designed) operation of signalized intersections. Damaged vehicle detection loops or radar are replaced with modern radar vehicle detection technology.

* N/A - No amounts have been included in the "Previous Budgets" due to this program's on-going nature.

Project Name: **Traffic Signals Bases and Bulbs Replacements**

Standing Policy Committee: Public Works

Department: Public Works
Project: 1831100126

Service: Transportation Planning and Traffic Management
OurWinnipeg: Good Health and Well-Being

AUTHORIZATION	Previous Budgets	2026 Estimate	FORECAST 2027	2028	2029	2030	2031	Five-Year Forecast Total	Six-Year Total
Project Costs ($000's)	N/A *	1,500	1,500	1,500	1,545	1,591	1,639	7,775	9,275
Financed by:									
Cash to Capital					53			53	53
Frontage Levy				1,500	1,492	1,591	1,639	6,222	6,222
External Debt		1,500	1,500					1,500	3,000

CASH FLOW	2026	2027	2028	2029	2030	2031	Beyond 2031	Total
Project Costs ($000's)	1,275	1,500	1,500	1,538	1,584	1,632	246	9,275
Financed by:								
Cash to Capital				45	8			53
Frontage Levy			1,275	1,493	1,576	1,632	246	6,222
External Debt	1,275	1,500	225					3,000

NET OPERATING IMPACT ($000's)	2026	2027	2028	2029	2030	2031
Operating costs						
Debt and finance charges	146	471	677	704	704	525
Transfer to General Capital Fund				53		
Total Direct Costs	146	471	677	757	704	525
Less: Incremental Revenue/Recovery	42	49	49	50	52	53
Net Cost/(Benefit)	104	422	628	707	652	472
Incremental Full Time Equivalent Positions	-	-	-	-	-	-

Class Estimate: See table below

Strategic Priority Action Plan Theme: A Green and Growing City with Sustainable Renewal of Infrastructure

SPAP Action Item: 4.9 Increase coordination to address speeding, traffic calming, properly designed streets, and modern road and sidewalk engineering

Project description (in priority order)	Service	2026 Class Est	2026	2027	2028	2029	2030	2031	Total
LED display replacements	Transportation Planning and Traffic Management	N/A**	250	250	250	250	250	250	1,500
Traffic signals bases replacements	Transportation Planning and Traffic Management	N/A**	1,250	1,250	1,250	1,295	1,341	1,389	7,775
Total			**1,500**	**1,500**	**1,500**	**1,545**	**1,591**	**1,639**	**9,275**

Project list and timing is subject to change due to operational requirements and unexpected urgent needs.

This program is to replace traffic signal bases in poor condition and LED bulbs at end of useful life. Traffic signal bases provide the structural foundation for traffic signal poles and cabinets and are crucial for the safe construction and operation of traffic signals. In total, approximately 500 high-risk bases must be replaced. Additionally, LED bulbs that provide for signal illumination are aging and fading, and many require replacement.

* N/A - No amounts have been included in the "Previous Budgets" due to this program's on-going nature.

** N/A as this is a rolling program.

Project Name: **Traffic Data System Renewal**

Standing Policy Committee: Public Works

Department: Public Works
Project: 1831002029

Service: Transportation Planning and Traffic Management
OurWinnipeg: Good Health and Well-Being

AUTHORIZATION	Previous Budgets	2026 Estimate	FORECAST 2027	2028	2029	2030	2031	Five-Year Forecast Total	Six-Year Total
Project Costs ($000's)	N/A *	-	-	-	125	-	-	125	125
Financed by:									
Cash to Capital					125			125	125

CASH FLOW	2026	2027	2028	2029	2030	2031	Beyond 2031	Total
Project Costs ($000's)	-	-	-	106	19	-	-	125
Financed by:								
Cash to Capital				106	19			125

NET OPERATING IMPACT ($000's)	2026	2027	2028	2029	2030	2031
Operating costs						
Debt and finance charges						
Transfer to General Capital Fund				125		
Total Direct Costs	-	-	-	125	-	-
Less: Incremental Revenue/Recovery				3	1	
Net Cost/(Benefit)	-	-	-	122	(1)	-
Incremental Full Time Equivalent Positions	-	-	-	-	-	-

Class Estimate: See table below

Strategic Priority Action Plan Theme: A Green and Growing City with Sustainable Renewal of Infrastructure

SPAP Action Item: 4.9 Increase coordination to address speeding, traffic calming, properly designed streets, and modern road and sidewalk engineering

Project description (in priority order)	Service	2026 Class Est	2026	2027	2028	2029	2030	2031	Total
Software renewal	Transportation Planning and Traffic Management					125			125
Total			**-**	**-**	**-**	**125**	**-**	**-**	**125**

Project list and timing is subject to change due to operational requirements and unexpected urgent needs.

Funding will sustain the Traffic Count and Collision Data System (TCCDS), a software that manages the acquisition, validation, analysis, and dissemination of transportation-related data collected as part of the City's Traffic Monitoring Program and Road Safety Program.

* N/A - No amounts have been included in the "Previous Budgets" due to this program's on-going nature.

Project Name: **Traffic Management Centre Equipment Program**

Standing Policy Committee: Public Works

Department: Public Works
Project: 1833000326

Service: Transportation Planning and Traffic Management
OurWinnipeg: Good Health and Well-Being

AUTHORIZATION	Previous Budgets	2026 Estimate	FORECAST 2027	2028	2029	2030	2031	Five-Year Forecast Total	Six-Year Total
Project Costs ($000's)	N/A *	200	200	200	496	598	598	2,092	2,292
Financed by:									
Cash to Capital					290	598	380	1,268	1,268
External Debt		200	200	200	206		218	824	1,024

CASH FLOW	2026	2027	2028	2029	2030	2031	Beyond 2031	Total
Project Costs ($000's)	170	200	200	452	583	598	89	2,292
Financed by:								
Cash to Capital				247	552	413	56	1,268
External Debt	170	200	200	205	31	185	33	1,024

NET OPERATING IMPACT ($000's)	2026	2027	2028	2029	2030	2031
Operating costs				33	33	33
Debt and finance charges	19	63	110	158	186	187
Transfer to General Capital Fund				290	598	380
Total Direct Costs	19	63	110	481	817	600
Less: Incremental Revenue/Recovery	6	7	7	15	19	19
Net Cost/(Benefit)	13	56	103	466	798	581
Incremental Full Time Equivalent Positions	-	-	-	-	-	-

Class Estimate: See table below

Strategic Priority Action Plan Theme: A Green and Growing City with Sustainable Renewal of Infrastructure

SPAP Action Item: 4.9 Increase coordination to address speeding, traffic calming, properly designed streets, and modern road and sidewalk engineering

Project description (in priority order)	Service	2026 Class Est	2026	2027	2028	2029	2030	2031	Total
Modem and camera renewal	Transportation Planning and Traffic Management	5	200	200	200	206	212	218	1,236
Camera network expansion	Transportation Planning and Traffic Management					290	386	380	1,056
Total			**200**	**200**	**200**	**496**	**598**	**598**	**2,292**

Project list and timing is subject to change due to operational requirements and unexpected urgent needs.

Projects within the program will not proceed until a class 3 estimate is obtained.

Funding for this program will provide for the renewal of Traffic Management Centre (TMC) equipment which has reached the end of its useful life. including the renewal of modems for both TMC cameras and traffic signal controllers as part of supporting the full range of TMC services.

Beginning in 2029, this program will further support the expansion of the camera network by 10 cameras each year with a goal to achieve full coverage of the regional street network by 2034. An additional $33,000 in annual operating costs starting in 2030, will be required each year to support licensing, data contracts and camera installation.

* N/A - No amounts have been included in the "Previous Budgets" due to this program's on-going nature.

Project Name: **Lighting Improvements**

Standing Policy Committee: Public Works

Department: Public Works
Project: 1831001226

Service: Transportation Planning and Traffic Management
OurWinnipeg: Social Equity

AUTHORIZATION	Previous Budgets	2026 Estimate	FORECAST 2027	2028	2029	2030	2031	Five-Year Forecast Total	Six-Year Total
Project Costs ($000's)	N/A *	1,000	-	200	200	-	400	800	1,800
Financed by:									
Frontage Levy				200	200		400	800	800
Transfer from Prior Year Authorization		1,000						-	1,000

CASH FLOW	2026	2027	2028	2029	2030	2031	Beyond 2031	Total
Project Costs ($000's)	850	150	170	200	30	340	60	1,800
Financed by:								
Frontage Levy			170	200	30	340	60	800
Transfer from Prior Year Authorization	850	150						1,000

NET OPERATING IMPACT ($000's)	2026	2027	2028	2029	2030	2031
Operating costs						
Debt and finance charges						
Transfer to General Capital Fund						
Total Direct Costs	-	-	-	-	-	-
Less: Incremental Revenue/Recovery	11	2	6	7	1	11
Net Cost/(Benefit)	(11)	(2)	(6)	(7)	(1)	(11)
Incremental Full Time Equivalent Positions	-	-	-	-	-	-

Class Estimate: See table below

Strategic Priority Action Plan Theme: A Green and Growing City with Sustainable Renewal of Infrastructure

SPAP Action Item: 4.3 Accelerate implementation of the Pedestrian and Cycling Strategy

Project description (in priority order)	Service	2026 Class Est	2026	2027	2028	2029	2030	2031	Total
Lighting improvements	Transportation Planning and Traffic Management	5	1,000		200	200		400	1,800
Total			**1,000**	**-**	**200**	**200**	**-**	**400**	**1,800**

Project list and timing is subject to change due to operational requirements and unexpected urgent needs.

Projects within the program will not proceed until a class 3 estimate is obtained.

This program funds the addition and/or renewal of lighting, with focus on multi-use paths with inadequate or no lighting as well as underlit locations on arterial and collector streets. The program improves safety by increasing visibility at intersections, pedestrian crossings, and along roads and also increases the sense of comfort and personal security along pathways. It encourages the use of active transportation (AT) as a mode of choice by making it a more acceptable and safe option for people who are hesitant to use active modes when it is dark.

Funding in 2026 ($1.0 million) will support the replacement of approximately 159 end-of-life old style decorative heritage poles with new heritage-style poles along Main Street between Rupert & Portage and Portage Avenue between Main & St Mary in the downtown area.

* N/A - No amounts have been included in the "Previous Budgets" due to this program's on-going nature.

Project Name: **Road Safety Improvement Program**

Standing Policy Committee: Public Works

Department: Public Works
Project: 1831000126

Service: Transportation Planning and Traffic Management
OurWinnipeg: Good Health and Well-Being

AUTHORIZATION	Previous Budgets	2026 Estimate	FORECAST 2027	2028	2029	2030	2031	Five-Year Forecast Total	Six-Year Total
Project Costs ($000's)	N/A *	5,068	6,154	7,458	8,628	8,886	9,152	40,278	45,346
Financed by:									
Cash to Capital						53		53	53
Frontage Levy				3,635		3,368	2,812	9,815	9,815
Local Street Renewal Reserve		1,366	2,154	1,739	1,392	2,974	2,807	11,066	12,432
Regional Street Renewal Reserve		766	1,854	1,839	6,766	2,491	3,380	16,330	17,096
External Debt		802	2,146	245	470		153	3,014	3,816
Transfer from Prior Year Authorization		2,134						-	2,134

CASH FLOW	2026	2027	2028	2029	2030	2031	Beyond 2031	Total
Project Costs ($000's)	4,308	5,991	7,262	8,452	8,848	9,112	1,373	45,346
Financed by:								
Cash to Capital					45	8		53
Frontage Levy			3,090	545	2,863	2,895	422	9,815
Local Street Renewal Reserve	1,161	2,036	1,801	1,444	2,737	2,832	421	12,432
Regional Street Renewal Reserve	651	1,691	1,841	6,027	3,132	3,247	507	17,096
External Debt	682	1,944	530	436	71	130	23	3,816
Transfer from Prior Year Authorization	1,814	320						2,134

NET OPERATING IMPACT ($000's)	2026	2027	2028	2029	2030	2031
Operating costs						
Debt and finance charges	78	384	678	791	851	781
Transfer to General Capital Fund					53	
Total Direct Costs	78	384	678	791	904	781
Less: Incremental Revenue/Recovery	104	188	236	275	277	282
Net Cost/(Benefit)	(26)	196	442	516	627	499
Incremental Full Time Equivalent Positions	-	-	-	-	-	-

Class Estimate: See table below

Strategic Priority Action Plan Theme: A Green and Growing City with Sustainable Renewal of Infrastructure

SPAP Action Item: 4.9 Increase coordination to address speeding, traffic calming, properly designed streets, and modern road and sidewalk engineering

* N/A - No amounts have been included in the "Previous Budgets" due to this program's on-going nature.

Road Safety Improvement Program (continued):

The Road Safety Improvement Program is an annual program that funds development of policy and implementation of a variety of road safety related projects in the following project categories:

Project description (in priority order)	Service	2026 Class Est	2026	2027	2028	2029	2030	2031	Total
Additional flashers at pedestrian corridors	Transportation Planning and Traffic Management	4	145	1,070					1,215
Pedestrian crossing improvements - signalization	Transportation Planning and Traffic Management	5	200	500	850	850	875	900	4,175
Traffic signage - as required	Transportation Planning and Traffic Management	5	40	100	150	160	175	200	825
Traffic calming - multiple locations	Transportation Planning and Traffic Management	5	450	550	900	925	950	1,000	4,775
Road Safety Strategic Action Plan - research, studies and policy development	Transportation Planning and Traffic Management	5	980	980	980	1,960	1,960	1,960	8,820
Road Safety Strategic Action Plan - construction and implementation	Transportation Planning and Traffic Management			850	1,400	1,450	1,500	1,600	6,800
Railway crossing improvements	Transportation Planning and Traffic Management	5	425	450	500	550	600	650	3,175
Traffic signals (new installations, left turn signals and improvements)	Transportation Planning and Traffic Management	3	400	750	1,250	1,250	1,300	1,350	6,300
Research studies and operational reviews	Transportation Planning and Traffic Management	5	100	250	300	350	400	450	1,850
To be identified**	Transportation Planning and Traffic Management	5	2,328	654	1,128	1,133	1,126	1,042	7,411
Total			**5,068**	**6,154**	**7,458**	**8,628**	**8,886**	**9,152**	**45,346**

Project list and timing is subject to change due to operational requirements and unexpected urgent needs.

Projects within the program will not proceed until a class 3 estimate is obtained.

Funding in 2026 includes $2.134 million re-budgeted amounts from prior year authorizations. See Appendix D.

** Locations are submitted to Standing Policy Committee on Public Works for approval prior to construction.

** Includes funding in 2026 and beyond to support up to two temporary full-time project coordinators (2.0 full-time equivalents) to undertake contract administration and design work related to road safety improvement projects, both stand-alone and as part of future street renewal projects.

Project Name: **Strategic Road Network Program (formerly Strategic Road Network Study)**

Standing Policy Committee: Public Works

Department: Public Works
Project: 1803000126

Service: Transportation Planning and Traffic Management
OurWinnipeg: City Building

AUTHORIZATION	Previous Budgets	2026 Estimate	FORECAST 2027	2028	2029	2030	2031	Five-Year Forecast Total	Six-Year Total
Project Costs ($000's)	N/A *	375	-	-	-	2,347	2,214	4,561	4,936
Financed by:									
Regional Street Renewal Reserve						2,347	2,214	4,561	4,561
External Debt		375						-	375

CASH FLOW	2026	2027	2028	2029	2030	2031	Beyond 2031	Total
Project Costs ($000's)	319	56	-	-	1,995	2,234	332	4,936
Financed by:								
Regional Street Renewal Reserve					1,995	2,234	332	4,561
External Debt	319	56						375

NET OPERATING IMPACT ($000's)	2026	2027	2028	2029	2030	2031
Operating costs						
Debt and finance charges	37	81	88	88	88	43
Transfer to General Capital Fund						
Total Direct Costs	37	81	88	88	88	43
Less: Incremental Revenue/Recovery						
Net Cost/(Benefit)	37	81	88	88	88	43
Incremental Full Time Equivalent Positions	-	-	-	-	-	-

Class Estimate: See table below

Strategic Priority Action Plan Theme: A Green and Growing City with Sustainable Renewal of Infrastructure

SPAP Action Item: 4.9 Increase coordination to address speeding, traffic calming, properly designed streets, and modern road and sidewalk engineering

This investment funds corridor studies to determine required improvements needed on the Strategic Road Network (SRN). The SRN, as identified in the Transportation Master Plan 2050, is a select set of regional corridors in Winnipeg that have been designated to prioritize the safe and efficient regional movement of vehicles and goods. Funding in 2026 supports the development of a Class 3 estimate to determine and prioritize the specific corridors to be studied.

Strategic Road Network Program (continued):

Project description (in priority order)	Service	2026 Class Est	2026	2027	2028	2029	2030	2031	Total
Strategic Road Network Study	Transportation Planning and Traffic Management	3	375						375
Corridor Study #1	Transportation Planning and Traffic Management						2,347		2,347
Corridor Study #2	Transportation Planning and Traffic Management							2,214	2,214
Total			**375**	**-**	**-**	**-**	**2,347**	**2,214**	**4,936**

* N/A - No amounts have been included in the "Previous Budgets" due to this program's on-going nature.

Project Name: **Salt and Sand Storage Sheds**

Standing Policy Committee: Public Works

Department: Public Works
Project: 1803000126

Service: Roadway Snow Removal and Ice Control
OurWinnipeg: Good Health and Well-Being

AUTHORIZATION	Previous Budgets	2026 Estimate	FORECAST 2027	2028	2029	2030	2031	Five-Year Forecast Total	Six-Year Total
Project Costs ($000's)	750	1,469	-	-	-	-	-	-	1,469
Financed by:									
External Debt		1,469						-	1,469

CASH FLOW	2026	2027	2028	2029	2030	2031	Beyond 2031	Total
Project Costs ($000's)	1,249	220	-	-	-	-	-	1,469
Financed by:								
External Debt	1,249	220						1,469

NET OPERATING IMPACT ($000's)	2026	2027	2028	2029	2030	2031
Operating costs						
Debt and finance charges	81	179	194	194	194	194
Transfer to General Capital Fund						
Total Direct Costs	81	179	194	194	194	194
Less: Incremental Revenue/Recovery	41	7				
Net Cost/(Benefit)	40	172	194	194	194	194
Incremental Full Time Equivalent Positions	-	-	-	-	-	-

Class Estimate: 3

Strategic Priority Action Plan Theme: None

The investment provides for the renewal of the sand and winter salt storage facilities at 1220 Pacific Ave and 1539 Waverley St. The renewal aims to meet target levels of service, reduce risks, and enhance operational efficiency by constructing fabric super structures with steel tube truss frames. The work would maintain the City's compliance with applicable federal and provincial legislation regarding the storage and use of snow and ice control products.

Project Name: **St. Anne's Road Widening**

Standing Policy Committee: Public Works

Department: Public Works
Project: 1803000224

Service: Transportation Planning and Traffic Management
OurWinnipeg: City Building

AUTHORIZATION	Previous Budgets	2026 Estimate	FORECAST 2027	2028	2029	2030	2031	Five-Year Forecast Total	Six-Year Total
Project Costs ($000's)	109	-	180	3,726	-	-	-	3,906	3,906
Financed by:									
Canada Community-Building Fund			180	3,726				3,906	3,906

CASH FLOW	2026	2027	2028	2029	2030	2031	Beyond 2031	Total
Project Costs ($000's)	-	153	3,194	559	-	-	-	3,906
Financed by:								
Canada Community-Building Fund		153	3,194	559				3,906

NET OPERATING IMPACT ($000's)	2026	2027	2028	2029	2030	2031
Operating costs						
Debt and finance charges						
Transfer to General Capital Fund						
Total Direct Costs	-	-	-	-	-	-
Less: Incremental Revenue/Recovery		2	40	7		
Net Cost/(Benefit)	-	(2)	(40)	(7)	-	-
Incremental Full Time Equivalent Positions	-	-	-	-	-	-

Class Estimate: See table below

Strategic Priority Action Plan Theme: A Green and Growing City with Sustainable Renewal of Infrastructure

SPAP Action Item: 4.9 Increase coordination to address speeding, traffic calming, properly designed streets, and modern road and sidewalk engineering

	2026	2027	2028	2029	2030	2031
Class Estimate		**4**	**5**			
Authorization ($000's)						
Detailed Design & Construction		180	3,726			

Project will extend the divided cross-section on St. Anne's Road southerly by approximately 280 metres through the intersection with Creek Bend Road.

Detailed design and construction forecasted to begin in 2027.

Project Name: **Pipeline Twinning - Leila to Templeton**

Standing Policy Committee: Public Works

Department: Public Works
Project: 1803000127

Service: Transportation Planning and Traffic Management
OurWinnipeg: City Building

AUTHORIZATION	Previous Budgets	2026 Estimate	FORECAST 2027	2028	2029	2030	2031	Five-Year Forecast Total	Six-Year Total
Project Costs ($000's)	-	-	590	1,116	2,863	-	-	4,569	4,569
Financed by:									
Frontage Levy					2,611			2,611	2,611
Canada Community-Building Fund			590	1,116	252			1,958	1,958

CASH FLOW	2026	2027	2028	2029	2030	2031	Beyond 2031	Total
Project Costs ($000's)	-	502	1,037	2,601	429	-	-	4,569
Financed by:								
Frontage Levy				2,219	392			2,611
Canada Community-Building Fund		502	1,037	382	37			1,958

NET OPERATING IMPACT ($000's)	2026	2027	2028	2029	2030	2031
Operating costs						
Debt and finance charges						
Transfer to General Capital Fund						
Total Direct Costs	-	-	-	-	-	-
Less: Incremental Revenue/Recovery		6	13	77	13	
Net Cost/(Benefit)	-	(6)	(13)	(77)	(13)	-
Incremental Full Time Equivalent Positions	-	-	-	-	-	-

Class Estimate: 5

Strategic Priority Action Plan Theme: A Green and Growing City with Sustainable Renewal of Infrastructure

SPAP Action Item: 4.9 Increase coordination to address speeding, traffic calming, properly designed streets, and modern road and sidewalk engineering

Project will twin Pipeline Road from Leila to Templeton including the construction of a multi-use path and improvements to the Leila and Pipeline intersection.

Project Name: **Bison and Waverley Intersection Improvements**

Standing Policy Committee: Public Works

Department: Public Works
Project: 1832200730

Service: Transportation Planning and Traffic Management
OurWinnipeg: City Building

AUTHORIZATION	Previous Budgets	2026 Estimate	FORECAST 2027	2028	2029	2030	2031	Five-Year Forecast Total	Six-Year Total
Project Costs ($000's)	900	-	-	-	-	3,138	20,000	23,138	23,138
Financed by:									
Regional Street Renewal Reserve						3,138	20,000	23,138	23,138

CASH FLOW	2026	2027	2028	2029	2030	2031	Beyond 2031	Total
Project Costs ($000's)	-	-	-	-	2,667	17,471	3,000	23,138
Financed by:								
Regional Street Renewal Reserve					2,667	17,471	3,000	23,138

NET OPERATING IMPACT ($000's)	2026	2027	2028	2029	2030	2031
Operating costs						
Debt and finance charges						
Transfer to General Capital Fund						
Total Direct Costs	-	-	-	-	-	-
Less: Incremental Revenue/Recovery						
Net Cost/(Benefit)	-	-	-	-	-	-
Incremental Full Time Equivalent Positions	-	-	-	-	-	-

Class Estimate: See table below

Strategic Priority Action Plan Theme: A Green and Growing City with Sustainable Renewal of Infrastructure

SPAP Action Item: 4.9 Increase coordination to address speeding, traffic calming, properly designed streets, and modern road and sidewalk engineering

	2026	2027	2028	2029	2030	2031
Class Estimate					**5**	**5**
Authorization ($000's)						
Detailed Design & Construction					3,138	20,000

Funding will support the construction of a four-lane divided roadway between Waverley Street and Frontier Trail, as identified in the Waverley West Area Structure Plan (WWASP) . To complete the Bison Drive Extension, a reconfiguration of the Bison and Waverley intersection is also required. Funding of $900,000 was approved in 2025 from the Regional Street Renewal Program to support the development of a Class 3 estimate for an intersection design which aims to maintain or improve the performance for the critical movements at this intersection.

Project Name: **Land Acquisition for Trade Corridors**

Standing Policy Committee: Public Works

Department: Public Works
Project: 1803000126

Service: Transportation Planning and Traffic Management
OurWinnipeg: Economic Prosperity

AUTHORIZATION	Previous Budgets	2026 Estimate	FORECAST 2027	2028	2029	2030	2031	Five-Year Forecast Total	Six-Year Total
Project Costs ($000's)	N/A *	5,200	-	-	-	-	-	-	5,200
Financed by:									
Regional Street Renewal Reserve		5,200						-	5,200

CASH FLOW	2026	2027	2028	2029	2030	2031	Beyond 2031	Total
Project Costs ($000's)	4,420	780	-	-	-	-	-	5,200
Financed by:								
Regional Street Renewal Reserve	4,420	780						5,200

NET OPERATING IMPACT ($000's)	2026	2027	2028	2029	2030	2031
Operating costs						
Debt and finance charges						
Transfer to General Capital Fund						
Total Direct Costs	-	-	-	-	-	-
Less: Incremental Revenue/Recovery	144	25				
Net Cost/(Benefit)	(144)	(25)	-	-	-	-
Incremental Full Time Equivalent Positions	-	-	-	-	-	-

Class Estimate: See table below

Strategic Priority Action Plan Theme: A Strong Economy

SPAP Action Item: 2.12 Initiate redevelopment of Route 90 Improvements - Taylor to Ness

Funding to support strategic land acquisition for two projects: Route 90 Improvements - Taylor to Ness, and/or Chief Peguis Trail Extension West - Main to Brookside.

Project description (in priority order)	Service	2026 Class Est	2026	2027	2028	2029	2030	2031	Total
Land Acquisition - various locations to be identified	Transportation Planning and Traffic Management	N/A**	5,200						5,200
Total			**5,200**	**-**	**-**	**-**	**-**	**-**	**5,200**

* N/A - No amounts have been included in the "Previous Budgets" due to this program's on-going nature.

** N/A as this is a rolling program.

Project Name: **Route 90 Improvements - Taylor to Ness**

Standing Policy Committee: Public Works

Department: Public Works
Project: 1803000127

Service: Transportation Planning and Traffic Management
OurWinnipeg: Economic Prosperity

AUTHORIZATION	Previous Budgets	2026 Estimate	FORECAST 2027	2028	2029	2030	2031	Five-Year Forecast Total	Six-Year Total
Project Costs ($000's)	-	-	5,000	8,000	-	-	-	13,000	13,000
Financed by:									
Frontage Levy			5,000	8,000				13,000	13,000

CASH FLOW	2026	2027	2028	2029	2030	2031	Beyond 2031	Total
Project Costs ($000's)	-	4,250	7,550	1,200	-	-	-	13,000
Financed by:								
Frontage Levy		4,250	7,550	1,200				13,000

NET OPERATING IMPACT ($000's)	2026	2027	2028	2029	2030	2031
Operating costs						
Debt and finance charges						
Transfer to General Capital Fund						
Total Direct Costs	-	-	-	-	-	-
Less: Incremental Revenue/Recovery		138	245	39		
Net Cost/(Benefit)	-	(138)	(245)	(39)	-	-
Incremental Full Time Equivalent Positions	-	-	-	-	-	-

Class Estimate: See table below

Strategic Priority Action Plan Theme: A Strong Economy

SPAP Action Item: 2.12 Initiate redevelopment of Route 90 Improvements - Taylor to Ness

	2026	2027	2028	2029	2030	2031
Class Estimate		**5**	**5**			
Authorization ($000's)						
Detailed Design & Construction		5,000	8,000			

The full Route 90 Improvements project includes three main components – bridge rehabilitation and road renewal, road widening and capacity improvements, and sewer upgrades and drainage improvements. This is an approximate eight-year project with a total funding requirement of $613.9 million plus debt financing, assuming the project is authorized by 2027.

Funding allocated in 2027 ($5.0 million) and 2028 ($8.0 million) allows planning for the bridge rehabilitation portion of the project to move forward while the remaining funding sources for the full project are determined.

Funding in 2026 for land acquisition needs related to the project resides within a separate program: Land Acquisition for Trade Corridors.

For the full project to proceed, funding from other levels of government will likely be required. Based on the current Class 3 estimate of $613.9 million and considering ineligible expenditures, it is estimated that funding from the other two levels of government under a typical tri-party cost sharing agreement would be approximately $175 million each, leaving the remaining $263.9 million (before construction period interest) to be funded by the City.

Project Name: **Regional and Local Street Renewal**

Standing Policy Committee: Public Works

Department: Public Works
Project: 1804000126

Service: Roadway Construction and Maintenance
OurWinnipeg: Leadership and Good Governance

AUTHORIZATION	Previous Budgets	2026 Estimate	FORECAST 2027	2028	2029	2030	2031	Five-Year Forecast Total	Six-Year Total
Project Costs ($000's)	N/A *	156,845	160,807	166,832	183,454	203,431	212,647	927,171	1,084,016
Financed by:									
Frontage Levy		17,800	12,800	9,800	17,800	17,800	17,800	76,000	93,800
Local Street Renewal Reserve		76,034	31,985	90,832	96,711	102,748	105,830	428,106	504,140
Regional Street Renewal Reserve		42,846	45,926	64,891	68,743	82,683	88,817	351,060	393,906
Province of Manitoba Strategic Infrastructure Funding		5,096	62,296					62,296	67,392
Funding from Other Municipalities		858						-	858
Future Services Account		200	200	200	200	200	200	1,000	1,200
External Debt		8,411	7,600					7,600	16,011
Transfer from Prior Year Authorization		5,600		1,109				1,109	6,709

CASH FLOW	2026	2027	2028	2029	2030	2031	Beyond 2031	Total
Project Costs ($000's)	133,319	160,213	165,928	180,960	200,434	211,265	31,897	1,084,016
Financed by:								
Frontage Levy	15,130	13,550	10,250	16,600	17,800	17,800	2,670	93,800
Local Street Renewal Reserve	64,629	38,592	82,005	95,829	101,842	105,368	15,875	504,140
Regional Street Renewal Reserve	36,420	45,464	62,046	68,165	80,592	87,897	13,322	393,906
Province of Manitoba Strategic Infrastructure Funding	4,332	53,716	9,344					67,392
Funding from Other Municipalities	729	129						858
Future Services Account	170	200	200	200	200	200	30	1,200
External Debt	7,149	7,722	1,140					16,011
Transfer from Prior Year Authorization	4,760	840	943	166				6,709

NET OPERATING IMPACT ($000's)	2026	2027	2028	2029	2030	2031
Operating costs						
Debt and finance charges	31	57	61	61	61	61
Transfer to General Capital Fund						
Total Direct Costs	31	57	61	61	61	61
Less: Incremental Revenue/Recovery	2,670	2,311	3,313	3,816	4,209	4,425
Net Cost/(Benefit)	(2,639)	(2,254)	(3,252)	(3,755)	(4,148)	(4,364)
Incremental Full Time Equivalent Positions	-	-	-	-	-	-

Class Estimate: Not applicable, as this is a program

Strategic Priority Action Plan Theme: A Green and Growing City with Sustainable Renewal of Infrastructure

SPAP Action Item: 4.9 Increase coordination to address speeding, traffic calming, properly designed streets, and modern road and sidewalk engineering

Projects within the program will not proceed until a class 3 estimate is obtained.

Any surplus funds will automatically be transferred to the following year's Regional and Local Street Renewal Program Budget.

Regional and Local Street Renewal (continued):

On May 14, 2008, Council concurred in the recommendation that a policy be adopted to incorporate Active Transportation (AT) facilities into any reconstruction or rehabilitation required on any infrastructure identified as an Active Transportation facility in the Proposed Active Transportation Network. On July 15, 2015, Council adopted the Pedestrian and Cycling Strategies as the long range pedestrian and cycling transportation policy for the City of Winnipeg. Depending on the proposed street renewal treatment and the planning and priority status of the proposed sidewalk or pedestrian and/or cycling facility, the Regional and Local Street Renewal program may include new sidewalks or implement the intention of the Winnipeg Pedestrian and Cycling Strategies.

On December 15, 2021, Council directed that any surplus funds from Active Transportation infrastructure identified as part of the report described in Recommendation 2.J. of the 2022 adopted budget be transferred and dedicated to the following years' AT capital program.

On July 13, 2023, Council adopted the Proposed Funding Strategy for Multimodal Roadway and Bridge Infrastructure which approved funding of tree preservation and replacements as part of local street renewal projects. This can include tree protection, tree removal, tree replacement, the addition of modular suspended pavement systems, and any other work within the limits of street renewals to protect, maintain or improve the urban canopy.

A separate two percent property tax increase dedicated to regional and local road renewals is planned for 2026, and 2028 to 2031. In 2027, the two percent property tax increase will be dedicated to tax supported operations. The roads capital program will be funded by the Provincial Strategic Infrastructure Funding.

* N/A - No amounts have been included in the "Previous Budgets" due to this program's on-going nature.

Regional Street Renewal Program

The Regional Street Renewal program includes the renewal and reconstruction of the City's regional streets, sidewalks and recreational walkways/paths, as well as incorporating pedestrian and cycling facilities on regional street renewal projects where identified in the Winnipeg Pedestrian and Cycling Strategies. The program also funds the condition rating of regional streets. The purpose of this program is to maintain the level of service, structural integrity, and rideability of the transportation infrastructure network.

All Regional Street Renewal projects have a warranty period after substantial completion and/or in-service date for which costs may be incurred by the City. The Director of Public Works is authorized to establish projects to a maximum of $100,000 each to charge costs associated with warranty work should the related Regional Streets project be closed. The capital budget for the new project will be allocated from other surpluses within the program.

Any new projects using surplus funds in the 2026 Regional Street Renewal Program shall be approved by the Standing Policy Committee on Public Works.

A Regional Street Renewal Reserve (RSRR) was established in 2014 to increase investment in regional streets. On March 20, 2019, Council approved a change to the RSRR to include repair, renewal, and replacement of bridges.

Use of the Regional Street Renewal Reserve for purposes other than regional street, sidewalk or bridge renewals requires approval of 2/3 of City Council.

On January 29, 2025, Council authorized a first charge of up to $60.730 million for 2026 regional streets in 2025 or prior to the adoption of the 2026 capital budget to facilitate timely delivery of the projects. Refer to Attachment 1 of the 2025 Budget Council Recommendations for specific locations (also noted on page 74).

With adoption of the 2026 Capital Budget, Council authorizes first charges in the amount of $58.435 million for 2027 regional streets in 2026 or prior to the adoption of the 2027 capital budget to facilitate timely delivery of the projects.

Local Street Renewal Program

Local Streets are all non-regional streets including residential streets, collector streets, industrial streets, and park streets. The Local Street Renewal program includes the renewal and reconstruction of the City's local streets, sidewalks, and alleys, as well as constructing new sidewalks on local street renewal projects where identified in the Winnipeg Pedestrian and Cycling Strategies or where the terms for New Non-Regional Sidewalks under the Pedestrian and Cycling Program are met. The program also funds the condition rating of streets, sidewalks, alleys and recreation walkways/paths. The purpose of this program is to maintain the level of service, structural integrity, and rideability of the transportation infrastructure network.

On November 20, 2013, Council amended the Local Improvement process by creating a pilot program for six years (2014-2019) whereby the City of Winnipeg will finance asphalt paving of granular lanes as local improvements to the maximum of 50% of the cost of the improvement; and approved that the $1 million Granular Lane Fund be used as a funding source for the City's share of the amended Local Improvement Program. On July 19th, 2018, Council approved a six-year extension to this program (2020-2024). On December 15, 2021, Council extended the program to 2027. The approval of the annual budget will extend the program to the five-year capital forecast. A portion of the Granular Lane Improvement Program includes funding dedicated to the lane pulvimixing program: $1.0 million (2026 - 2031).

Regional and Local Street Renewal (continued):

All Local Street Renewal projects have a warranty period after substantial completion and/or in-service date for which costs may be incurred by the City. The Director of Public Works is authorized to establish projects to a maximum of $100,000 each to charge costs associated with warranty work should the related Local Streets project be closed. The capital budget for the new project will be allocated from other surpluses within the program.

Any new projects using surplus funds in the 2026 Local Street Renewal Program shall be approved by the Standing Policy Committee on Public Works.

A Local Street Renewal Reserve (LSRR) was established in 2013 to increase investment in local streets, lanes and sidewalks. On March 20, 2019, Council approved a change to the LSRR to include the repair, renewal, and replacement of bridges.

Use of the Local Street Renewal Reserve for purposes other than local streets, alleys, sidewalk or bridge renewals requires approval of 2/3 of City Council.

As per recommendations B.1 and B.2 of the Road Construction Working Group Report, approved by Council on September 26, 2019, specific local streets are included in the program details. See next pages for program details.

On January 29, 2025, Council authorized a first charge of up to $2.0 million for 2026 local streets in 2025 or prior to the adoption of the 2026 capital budget to facilitate timely delivery of the projects. Refer to Attachment 1 of the 2025 Budget Council Recommendations.

REGIONAL STREET RENEWAL PROGRAM Authorization ($000's)	2026	2027	2028	2029	2030	2031	Six-Year Total
Funding							
Regional Street Renewal Reserve	42,846	45,926	64,891	68,743	82,683	88,817	393,906
Funding from Other Municipalities	858						858
Frontage Levy	17,800	12,800	9,800	17,800	17,800	17,800	93,800
Province of Manitoba Strategic Infrastructure Funding	1,049	13,481					14,530
External Debt	3,800	3,800					7,600
Transfer from Prior Year Authorization	5,600		1,109				6,709
Total Regional Street Renewal Funding	**71,953**	**76,007**	**75,800**	**86,543**	**100,483**	**106,617**	**517,403**
Regional Street Renewals	68,530	59,985	60,110	63,820	77,634	83,919	413,998
Regional Accessibility Improvements:							
Regional Sidewalk and Curb Renewals	711	1,351	1,391	1,433	1,476	1,520	7,882
Regional Paving of Granular Shoulders	273	281	290	299			1,143
Downtown Streets:							
Sidewalk, Curb, and Street Renewals			1,739	1,791	1,844	1,899	7,273
Wehwehneh Bahgahkinahgohn Development Grant (450 Portage Avenue)		1,500					1,500
Regional Provisional Maintenance:							
Kenaston Blvd - Ness to Taylor	206	212	218	225	232	239	1,332
Pavement Management System	100	100	100	100	100	100	600
Rating Streets, Sidewalks, and Paths		265			290		555
Tree Preservation and Replacements	533	1,013	1,043	1,075	1,107	1,140	5,911
City-wide Project Management System	1,600		1,109				2,709
Frontage Levy Unallocated		11,300	9,800	17,800	17,800	17,800	74,500
Total Regional Street Renewal Program	**71,953**	**76,007**	**75,800**	**86,543**	**100,483**	**106,617**	**517,403**

Regional and Local Street Renewal (continued):

LOCAL STREET RENEWAL PROGRAM Authorization ($000's)	2026	2027	2028	2029	2030	2031	Six-Year Total
Funding							
Local Street Renewal Reserve	76,034	31,985	90,832	96,711	102,748	105,830	504,140
Future Services Account	200	200	200	200	200	200	1,200
External Debt	4,611	3,800					8,411
Province of Manitoba Strategic Infrastructure Funding	4,047	48,815					52,862
Total Local Street Renewal Program Funding	**84,892**	**84,800**	**91,032**	**96,911**	**102,948**	**106,030**	**566,613**
Industrial Streets	11,836	11,898	10,218	12,796	13,180	13,479	73,407
Parks Streets	2,250	250	2,250			1,013	5,763
Residential Streets	49,538	47,200	49,566	51,186	54,982	54,585	307,057
Alley Renewals	12,091	14,045	18,088	21,712	22,363	24,983	113,282
Granular Roadway Improvements:							
Type II Road Oiling	656	675	696	716	737	759	4,239
Granular Lane Improvement Program	2,125	2,170	2,215	2,262	2,330	2,470	13,572
Sidewalks and Active Transportation Renewals:							
Sidewalk Renewals on Local Streets - Various Locations	3,278	4,502	4,637	4,776	4,919	5,067	27,179
Recreational Walkways and Bike Pathway Renewals	2,585	2,251	2,319	2,388	2,460	2,534	14,537
Rating Streets, Sidewalks, Alleys, and Paths		796			870		1,666
Tree Preservation and Replacements	533	1,013	1,043	1,075	1,107	1,140	5,911
Total Local Street Renewal Program	**84,892**	**84,800**	**91,032**	**96,911**	**102,948**	**106,030**	**566,613**
TOTAL REGIONAL & LOCAL STREET RENEWAL PROGRAM	**156,845**	**160,807**	**166,832**	**183,454**	**203,431**	**212,647**	**1,084,016**

Regional and Local Street Renewal (continued):

Regional and Local Street Renewal Location Listing

REGIONAL STREET RENEWAL LOCATIONS Authorization ($000's)	2026	2027	2028	2029	2030	2031	Six-Year Total
Regional Street Renewals:							
Downtown Streets: *	7,995	10,935	12,680				31,610
Carlton St							
Notre Dame to Ellice Av							
Portage Av to St. Mary Av							
York Av to Broadway							
Edmonton St - Broadway to Portage Av							
Hargrave St							
Notre Dame Av to Ellice Av							
St. Mary Av to Graham Av							
Kennedy St							
Cumberland Av to Ellice Av							
Portage Av to Broadway							
St Mary Av - Edmonton St to Memorial Bv							
York Av - Memorial Bv to Edmonton St							
Wilkes Av - Harstone Rd to PTH 100	2,815						2,815
St. Mary's Rd - Fermor Av to Arden Av	5,750						5,750
Corydon Av - Shaftesbury Blvd to Kenaston Blvd *	465	5,985					6,450
Dufferin Av / McGregor St	6,980						6,980
Dufferin Av - Powers St to McGregor St							
McGregor St - Dufferin Av to Selkirk Av							
Lagimodiere Blvd/Concordia Av Bridge Renewal Roadworks	7,000						7,000
Pembina Hwy & Abinojii Mikanah Overpass Ramps	4,000						4,000
Market Lands Streets *	9,890	11,010					20,900
Alexander Av - Princess St to Main St							
King St - William Av to Higgins Av							
James Av - King St to Main St							
Princess St - William Av to Higgins Av							
William Av - King St to Adelaide St							
St. Mary's Rd - PTH 100 to Chrypko Dr	8,855						8,855
McPhillips St Southbound - Emes Rd to South of North Point Blvd	3,075						3,075
Saskatchewan Av *	750	9,475					10,225
Sturgeon Rd to Hamilton Av							
Cavalier Dr to 120m West of Buchanan Bv							
Abinojii Mikanah - Pembina Hwy to Waverley St *	550	4,940					5,490
Leila Av - Simkin Dr to McPhillips St *	100	930					1,030
Main St *	305	2,930					3,235
SB North of Seaforth Av to Partridge Av							
Red River Blvd to City Limit							
Henderson Highway North Improvements*		10,000	5,000	15,000	10,000		40,000
Louise Bridge and associated street renewals	6,000						6,000
Leila Av - McPhillips St to McGregor St			15,800				15,800

Regional and Local Street Renewal Location Listing (continued):

REGIONAL STREET RENEWAL LOCATIONS Authorization ($000's)	2026	2027	2028	2029	2030	2031	Six-Year Total
Archibald St - Mission St to Plinguet St*		335	3,020				3,355
Portage Av WB - Arlington St to Wall St*		515	4,620				5,135
McPhillips St SB - Jefferson Av to Machray Av*		290	2,620				2,910
Henderson Hwy - Munroe Av to to Leighton Av*		1,090	9,800				10,890
Main St - Sutherland Av to McAdam Av			2,100	20,300	20,300	20,300	63,000
Mill & Fill work at various locations to be identified	4,000						4,000
2029 Engineering			2,200				2,200
Regional Street Renewals - Annual Program - various locations to be identified		1,550	2,270	28,520	47,334	63,619	143,293
Total Regional Street Renewals	**68,530**	**59,985**	**60,110**	**63,820**	**77,634**	**83,919**	**413,998**

* Request for first charges in 2026 or prior to the adoption of the 2027 Capital Budget

Regional and Local Street Renewal Location Listing (continued):

LOCAL STREET RENEWAL LOCATIONS Authorization ($000's)	2026	2027	2028	2029	2030	2031	Six-Year Total
Industrial Streets:							
Bradford St - Saskatchewan Av to Wellington AV	*						
Grant Av Service Rd N - Harrow St to Grant Av	*						
Grant Av Service Rd S - Wilton St to Grant Av	*						
Austin St - Higgins Av to Henry Av	*						
Martha St - Austin St to Logan Av	*						
Sherbrook St - Logan Av to Henry Av	*						
Gunnell St - Henry Av to Logan Av	*						
Henry Av - Sherbrook St to Gunnell St	*						
Jarvis Av - Powers St to Andrews St	*						
Jarvis Av - McKenzie St to Parr St	*						
Jarvis Av - McGregor St to McKenzie St	*						
Jarvis Av - Andrews St to McGregor St	*						
Logan Av - Brookside Bv to Omand's Creek	*						
Stapleton St - Nairn Av to Thomas Av		*					
Gertrude Av - Osborne St to Scott St		*					
Jessie Av - Pembina Hwy to Osborne St		*					
Derby St - Jarvis Av to Dufferin Av		*					
King St - Dufferin Av to Jarvis Av		*					
King St - Jarvis Av to Sutherland Av		*					
Alexander Av - Xante St to Arlington St		*					
Lizzie St - Henry Av to Logan Av		*					
Lizzie St - Logan Av to Alexander Av		*					
Lizzie St - Higgins Av to Henry Av		*					
Trinity St - Logan Av to Alexander Av		*					
Otter St - Buffalo Pl to 140 Otter St		*					
Otter St - Seel Av to 140 Otter St		*					
Brookside Bv - Logan Av to Notre Dame Av			*				
Brookside Bv - Logan Av to Omand's Creek Bv			*				
Mulvey Av E - end to Osborne St			*				
Myrtle St - McDermot Av to Notre Dame Av			*				
Sherman St - Henry Av to Logan Av			*				
Tecumseh St - Henry Av to Logan Av			*				
Caithness Rd - Notre Dame Av to Stevenson Rd			*				
Engineering services for 2027 projects	*						
Engineering services for 2028 projects		*					
Engineering services for 2029 projects			*				
Sub-total Industrial Street Renewals & Various locations to be identified	**11,836**	**11,898**	**10,218**	**12,796**	**13,180**	**13,479**	**73,407**

Regional and Local Street Renewal Location Listing (continued):

LOCAL STREET RENEWAL LOCATIONS Authorization ($000's)	2026	2027	2028	2029	2030	2031	Six-Year Total
Parks Streets							
Westview Park	*						
Garbage Hill Rd - Wellington Av to end							
King's Park	*						
King's Park Dr - King's Dr to end							
Kilcona Park Roads	*						
St. Vital Park	*						
Centre Dr - Lake Rd to Perimeter Rd							
River Dr - Perimeter Rd to Perimeter Rd							
Perimeter Rd - River Rd to River Dr							
Crescent Drive Park			*				
Crescent Dr - N Parking Lot Access to Park Entrance							
Crescent Dr - 200m South of Crane Av to N Parking Lot Access							
Crescent Dr - Crane Dr to 200m south of Crane Dr							
Crane Dr - South Dr ro Crescent Dr							
Bunn's Creek Centennial Park			*				
Bunn's Creek Rd - McIvor Av to N limit							
Assiniboine Park			*				
Cricket Dr - Pavilion Cr to Zoo Cr							
Diversity Dr - Assiniboine Park Dr to Pavilion Access							
Engineering Services for 2028 Projects		*					
Sub-total Parks Street Renewals & Various Locations to be Identified	**2,250**	**250**	**2,250**	**-**	**-**	**1,013**	**5,763**
Residential Streets:							
West Av - Rouge Rd to Whitegates Cr	*						
Addington By (N Leg) - Oakdale Dr to end	*						
Raquette St - Browning Bv to Assiniboine Av	*						
Golf Bv - McBey Av to Meadowside Dr	*						
Addington Bay (S Leg) - end to Oakdale Dr	*						
Alenbrook By (S Leg) - Oakdale Dr to end	*						
Cora Av - Whitegates Cr to Maureen St	*						
Kilmer Av - Carroll Rd to Longfellow By	*						
Greenacre Bv - Portage Av to McBey Av	*						
Denton Pl - Grant Av to end	*						
Goulding St - Ellice Av to St Matthews Av	*						
Goulding St - Sargent Av to Ellice Av	*						
Goulding St - Wolever Av to Portage Av	*						
Nassau St S - Hethrington Av to Morley Av	*						
Nassau St S - Brandon Av to Hethrington Av	*						
Kenneth St - Dowker Av to end	*						
Crowson By - Dowker Av to Dowker Av	*						
Carlaw Av - Nassau St S to Daly St S	*						
Crescent Dr - South Dr to 862 Crescent Dr	*						
Crescent Dr - 862 Crescent Dr to Pembina Hw	*						
Crescent Dr - Park Entrance to South Dr	*						
Daly St S - Carlaw Av to Morley Av	*						

Regional and Local Street Renewal Location Listing (continued):

LOCAL STREET RENEWAL LOCATIONS Authorization ($000's)	2026	2027	2028	2029	2030	2031	Six-Year Total
Parker Av - Daniel St to 1223 Parker Av	*						
Parker Av - Daniel St to Derek St	*						
Parker Av - Derek St to Wynne St	*						
Weatherdon Av - Stafford St to Harrow St	*						
Brock St - Grant Av to Mathers Av	*						
Waterbury Dr WB - Lindenwood Dr E to Lindenwood Dr E	*						
Boston Av - Pembina Hw to Hudson St	*						
Lindenwood Dr E Frontage Rd - #348 to #308	*						
Lindenwood Dr E Frontage Rd - #364 to #412	*						
Lindenwood Dr E Frontage Rd - #371 to #419	*						
Lindenwood Dr W Frontage Rd - #751 to #787	*						
Lindenwood Dr W Frontage Rd - #795 to #839	*						
Rogan Dr - Bellavista Cr to Hamilton Av	*						
Bellavista Cr - Voyageur Av to Rogan Dr	*						
Radar Pl - Voyageur Av to Rogan Dr	*						
Rover Av - Barber St to Hallet St	*						
Rover Av - Angus St to Annabella St	*						
Rover Av - Barber St to Disraeli St	*						
McKenzie St - Kingsbury Av to Hartford Av	*						
McKenzie St - Hartford Av to Jefferson Av	*						
Arlington St - Lansdowne Av to Inkster Bv	*						
Arlington St - Enniskillen Av to Lansdowne Av	*						
Bushnell St - Logan Av to Alexander Av	*						
Elgin Av W - Keewatin St to Worth St	*						
McKelvey St - end to Logan Av	*						
Harriet St - McDermot Av to Notre Dame Av	*						
Harriet St - Bannatyne Av to McDermot Av	*						
Poplynn Dr WB - Egesz St to Egesz St	*						
Marigold By - Salvia By to end	*						
Sweetwood By - Forest Park Dr to Forest Park Dr	*						
Warren Pl - Amada Cr to end	*						
Yale Av W - Bond St to Day St	*						
Yale Av W - Winona St to Bond St	*						
Day St NB - Regent Av E to Victoria Av W	*						
Day St - Kildare Av W to Victoria Av E	*						
Day St SB - Victoria Av E to Kildare Av W	*						
Sunglow Rd - Dawnville Dr to Kildonan Meadow Dr	*						
Barry Av - Plessis Rd to Robson St	*						
Litz Pl - Henderson Hw to Appleton St	*						
Paufield Dr - Karen St to Rothesay St	*						
Greenlea Cv - Gilmore Av to Gilmore Av	*						
Zeglinski Cr - Wiebes Dr to Zeglinski Cr	*						
Chopin Bv - Uxbridge Rd N to Wiebes Dr	*						
Beaverhill Bv - Everglade Pl to Shamrock Dr	*						
Beaverhill Bv NB - Everglade Pl to Fermor Av	*						
Beaverhill Bv SB - Fermor Av to Everglade Pl	*						
Beaverhill Bv Frontage Rd - #956 to #940	*						

Regional and Local Street Renewal Location Listing (continued):

LOCAL STREET RENEWAL LOCATIONS Authorization ($000's)	2026	2027	2028	2029	2030	2031	Six-Year Total
Johnson Av E - Gateway Rd to Grey St	*						
Kent Rd - Beach Av to Talbot Av	*						
Kent Rd - Talbot Av to Nairn Av	*						
Kent Rd - Keenleyside St to Chalmers Av E	*						
Manhattan Av - Stapleton St to Keenleyside St	*						
Sawchuk By - Antrim Rd to Antrim Rd	*						
Chancellor Dr (N. leg) - Markham Rd to #1662 Chancellor Dr	*						
Peacock Pl - Lake Grove By to end	*						
Kings Dr - 30m N of Seier Bay to Silverstone Av	*						
Kings Dr - Silverstone Av to Kilkenny Dr	*						
Carrigan Pl - Ulster St to end	*						
Parkville Dr - Dunkirk Rd to Pulberry St	*						
Beliveau Rd - Kearny St to Dakota St	*						
Berrydale Av - St Anne's Rd to end	*						
Glen Av - Killarney St to end	*						
Sandralin By - Avalon Rd to end	*						
English Pl - Bethray By to Darwin St	*						
Plumtree Pl - Meadowood Dr to end	*						
Dells Cr - Wales Av to Hazelwood Av (E limit)	*						
Shelley St - Portage Av to McBey Av		*					
Belcourt By - Whitegates Cr to Whitegates Cr		*					
Reynolds By - Whitegates Cr to Browning Bv		*					
Vardon Pl - Pine Valley Dr to end		*					
Braid Pl - Pine Valley Dr to end		*					
Summerlands Bv - McBey Av to Woodlands Cr		*					
Wolever Av - Erin St to Clifton St		*					
Barratt Av - Spruce St to Clifton St		*					
Ingersoll St - St. Matthews Av to Portage Av		*					
Wellington Av - Banning St to Dominion St		*					
Chester St - Talbot Av to Nairn Av		*					
Munroe Av - Byars By (W leg) to London St		*					
Cameron St - Talbot Av to Herbert Av		*					
Garvie By - Molson St to end		*					
Silvia St - Hespeler Av to Digby Av		*					
Marchant Cr - Hobbs Cr to Hobbs Cr		*					
Clarke St - River Av to Donald St		*					
Bell Av - Donald St to Clarke St		*					
McMillan Av - Arbuthnot St to Lilac St		*					
Wentworth St - Corydon Av to Warsaw Av		*					
Wentworth St - Warsaw Av to Mulvey Av		*					
Wentworth St - Mulvey Av to Fleet Av		*					
Aberdeen Av - Main St to end		*					
Maple St N - Jarvis Av to Euclid Av		*					
Aberdeen Av - Salter St to McGregor St		*					
Andrews St - Aberdeen Av to Alfred Av		*					
Fowler St - St. Johns Av to Anderson Av		*					
St. Johns Av - Main St to Fowler St		*					

Regional and Local Street Renewal Location Listing (continued):

LOCAL STREET RENEWAL LOCATIONS Authorization ($000's)	2026	2027	2028	2029	2030	2031	Six-Year Total
Euclid Av - Maple St N to Lusted Av		*					
Reinhard Pl - Donwood Dr to end		*					
Elaine Pl - Donwood Dr to end		*					
Claudia Pl - Donwood Dr to end		*					
Evenlea Wk - Gilmore Av to Gilmore Av		*					
Mellowmead Cv - Gilmore Av to Gilmore Av		*					
Melonlea Cv - Gilmore Av to Gilmore Av		*					
Serenity Cv - Gilmore Av to Gilmore Av		*					
Vanier Dr - Montcalm Cr to Jefferson Av		*					
Amber Tl Frontage Rd - #112 to #184		*					
Amber Tl Frontage Rd - #113 to #153		*					
Selkirk Av - Van Horne St to Sheppard St		*					
Fleet Av - Ash St to Lindsay St		*					
Lindenwood Pl Frontage Rd - #2 to #22		*					
Lindenwood Pl Frontage Rd - #3 to #23		*					
Princemere Rd - Lindenwood Dr W to Kingsborough Dr		*					
Lindenwood Dr E Frontage Rd - #40 to #60		*					
Lindenwood Pl Frontage Rd - #27 to #39		*					
Westchester Dr - Farmingdale Bv to Fairhaven Rd		*					
Conifer Cr - Autumnwood Dr to 40 Conifer Dr		*					
Covent Rd - Crestwood Dr to Autumnwood Dr		*					
Beaverhill Bv - Burntwood Cr to Shamrock Dr		*					
Vermillion Rd - Grover Hills Ln to Beaverhill Bv		*					
Chapman Rd - Hamilton Av to Costello Dr		*					
Costello Dr - Gowler Rd to Chapman Rd		*					
Costello Dr - Corbett Dr to Gowler Rd		*					
Muriel St - Hillary Cr to Hillary Cr		*					
Chapman Rd - South Lake Dr to Hamilton Av		*					
Hedges By - Hollingsworth Av to Cavalier Dr		*					
Ashford Dr - John Forsyth Rd to Thornewood Av		*					
Thornewood Av - John Forsyth Rd to Ashford Dr		*					
Tufnell Dr Cul de Sac - Tufnell Dr to end		*					
Mager Dr - Kingston Rw to St Mary's Rd		*					
St Marks Pl - St Mary's Rd to Mager Dr W		*					
Inman Av - St Mary's Rd to St Anne's Rd		*					
Wisconsin St - Woodydell Av to Vista Av		*					
Iowa St - Hazelwood Dr to Woodydell Av		*					
Ravelston Av E - Roanoke St to Leola St		*					
Ravelston Av E - Leola St to Wayoata St		*					
Rosseau Av E - Ravelston Av E to Leola St		*					
St Martin Bv - Wayoata St to Redonda St		*					
Timmerman Pl - Rutledge Cr to end		*					
Evelyn Shannon Pl - Rutledge Cr to end		*					
Maranda Pl - Filbert Cr to end		*					
Rosseau Av W - Brewster St to Hoka St		*					
Lake Island Cr - Chancellor Dr to end		*					
Kirkbridge Dr Frontage Rd - #230 to #298		*					

Regional and Local Street Renewal Location Listing (continued):

LOCAL STREET RENEWAL LOCATIONS Authorization ($000's)	2026	2027	2028	2029	2030	2031	Six-Year Total
Kirkbridge Dr Frontage Rd - #187 to #293		*					
Bairdmore Bv Frontage Rd - #839 to #907		*					
Addison Av - Bedson St to Addison Cr			*				
Addison Cr (N. Leg) - Raquette St to Addison Av			*				
Columbus Cr - Carroll Rd to Rouge Rd			*				
Hammond Rd - Cullen Dr to Dale Bv			*				
Aubrey St - Portage Av to Westminster Av			*				
Aubrey St - Westminster Av to Wolseley Av			*				
Lenore St - Portage Av to Preston Av			*				
Lenore St - Preston Av to Westminster Av			*				
Chelsea Av - Brazier St to Roch St			*				
Munroe Av - London St to Raleigh St			*				
Daly St S - Carlaw Av to Morley Av			*				
Argue St - Beresford Av to end			*				
Beresford Av - Argue St to Lilac St			*				
Beresford Av - Lilac St to Cockburn St S			*				
Lilac St - Beresford Av to Jubilee Av			*				
Lilac St - Rathgar Av to Beresford Av			*				
Wildwood J Park - South Dr to South Dr			*				
Beeston Dr - Seaforth Av to Seaforth Av			*				
Seaforth Av - Aikins St to Main St			*				
Charles St - Manitoba Av to Selkirk Av			*				
Granville St - Rover Av to Euclid Av			*				
Lusted Av - Euclid Av to Beaconsfield St			*				
Manitoba Av - Charles St to Main St			*				
Manitoba Av - Main St to end			*				
Hathway Rd - Cranlea Pa to Rothesay St			*				
Leighton Av - Woodvale St to Henderson Hw			*				
Roselawn By - Donwood Dr to Donwood Dr			*				
Hartley Pl - Kushner Cr to Kushner Cr			*				
Kushner Cr - Doubleday Dr to Doubleday Dr			*				
Ellen St - William Av to Bannatyne Av			*				
Ellen St - Elgin Av to William Av			*				
Ellen St - Bannatyne Av to McDermot Av			*				
Ellen St - McDermot Av to Notre Dame Av			*				
Selkirk Av - Van Horne St to McPhillips St			*				
Fleet Av - Ash St to Cambridge St			*				
Guelph St - Grant Av to Taylor Av			*				
Lockston Av - Kenaston Bv to Lockwood St			*				
Tweedsmuir Rd - Lindenwood Dr W to Lindenwood Dr W			*				
Braemar Av - Dubuc St to Carriere Av			*				
Hill St - Eugenie St to Dubuc St			*				
Pere Oblat Dr - De la Seigneurie Bv to Smugglers Cv			*				
Smugglers Cv - Cassin Cr to end			*				
Tremblay St - Archibald St to Evans St			*				
Tremblay St - Evans St to end			*				
Buffie By - Goswell Rd to Goswell Rd			*				

Regional and Local Street Renewal Location Listing (continued):

LOCAL STREET RENEWAL LOCATIONS Authorization ($000's)	2026	2027	2028	2029	2030	2031	Six-Year Total
Goswell Rd - Costello Dr to Fairlane Av			*				
Livinia Av - Buchanan Bv to Isbister St			*				
Parkhill St - Ness Av to Portage Av			*				
Brixton By - Burland Av to Burland Av			*				
Ducharme Av - Houde Dr (W leg) to Le Maire St			*				
Le Maire St - Ducharme Av to Gendreau Av			*				
Killarney St - Springside Dr to Cunnington Av			*				
Lennox Av - St Mary's Rd to St George Rd			*				
Lennox Av - St George Rd to St Andrew Rd			*				
Lennox Av - St Andrews Rd to St Anne's Rd			*				
Springside Dr - Killarney St to St Mary's Rd			*				
Brewster By - Kildare Av W to Kildare Av W			*				
Evita Pl - Dawnville Dr to end			*				
Ranchgrove By - Atwood St to Atwood St			*				
Forest Lake Dr - Lakeside Dr to Augusta Dr			*				
Forest Lake Dr - Augusta Dr to Markham Rd			*				
Wedgewood Dr - Thatcher Dr to University Cr			*				
Engineering services on 2027 projects	*						
Engineering services on 2028 projects		*					
Engineering services on 2029 projects			*				
Sub-total Residential Street Renewals & Various Locations to be Identified	**49,538**	**47,200**	**49,566**	**51,186**	**54,982**	**54,585**	**307,057**
Alley Renewals:							
Portage Av/Allard Av - Bedson St to Best St	*						
Woodfield By/Woodfield By - Cathcart St to Woodfield By	*						
Minto St/Downing St from Sargent Av to Ellice Av	*						
Portage Av/Picardy Pl from Canora St to Broadway	*						
Strathcona St/BNSF Railway - St Mathews Av to Wolever Av	*						
London St/McCreedy Rd - Tu Pelo Av to Amelia Cr	*						
Helmsdale Av/Kimberly Av - Golspie St to Raleigh St	*						
London St/Bayne Cr - Bayne Cr to Tu Pelo Av	*						
McMillan Av/Corydon Av - Cockburn St N to Hugo St N	*						
Nassau St N/Osborne St - Roslyn Rd to River Av	*						
Garden Park Dr/Brambleberry Pl - Beecher Av to Templeton Av	*						
Adsum Dr/Sasaki Cr - Sasaki Cr to Sorokin St	*						
Emily St/McDermot Av - Tecumseh St to Notre Dame Av	*						
Bannatyne Av/McDermot Av - Arlington St to Tecumseh St	*						
Adelaide St/Princess St - McDermot Av to Notre Dame Av	*						
Brophy Av/Ostafiew Farm Rd - Dexter St to Foyle St	*						
Ash St/Oak St to Academy Rd to Kingsway	*						
Campbell St/Cordova St - Grosvenor Av to Corydon Av	*						
Renfrew St/Lindsay St - Kingsway to Grosvenor Av	*						
Lodge Av/Portage Av - Whytewold Rd to Vernon Rd	*						
Lodge Av/Portage Av - Olive St to Whytewold Rd	*						
Lodge Av/Portage Av - Wallasey St to Aldine St	*						
Lodge Av/Portage Av - Thompson Dr to Wallasey St	*						

Regional and Local Street Renewal Location Listing (continued):

LOCAL STREET RENEWAL LOCATIONS Authorization ($000's)	2026	2027	2028	2029	2030	2031	Six-Year Total
Madison St/Silver Av - 480 Madison St to Kensington St	*						
La Porte Dr/Le Maire St - Le Maire St to Le Maire St	*						
Dubois Pl/Champagne Cr - Lamirande Pl to Champagne Cr	*						
Rosseau Av W/Ravelston Av W - Plessis Rd to Brewster St	*						
Devonshire Dr/Whiteway Rd - Sanford Fleming Rd to Clouston Dr	*						
Regent Av E/Melrose Av E - Day St to Kanata St	*						
Rouge Rd/Jolliett Cr - Sansome Av to Jolliett Cr		*					
Chalfont Rd/Eldridge Av - Cathcart St to Whitetail Dr		*					
Whitegates Cr/Rouge Rd - Browning Bv to West Av (N/S leg)		*					
Portage Av/McBey Av - Shelley St to Kirkfield St		*					
Barker Bv/Roblin Bv - Stack St to Barker Bv		*					
Goulding St/Minto St - Sargent Av to Ellice Av		*					
Dufferin Av/Jarvis Av - McGregor St to Andrews St		*					
Dufferin Av/Jarvis Av - Andrews St to Powers St		*					
Sage Wood Av/Sun Valley Dr - Kingsdale Rd to Southwell Rd		*					
Jefferson Av/Madera Cr - Sheppard St to Marbury Rd		*					
Mapleglen Dr/Marlow Ct - Marlow Ct to Marlow Ct		*					
S of Mapleglen Dr - Marlow Ct to Manor House Ct		*					
Adsum Dr/Maevista Pl - Jefferson Av to Nicholson Cr (both legs)		*					
Blundell By/Swailes Av - Blundell By to Swailes Av (both legs)		*					
Logan Av/Alexander Av - Sherbrook St to Gwendoline St (north segment)		*					
Logan Av/Alexander Av - Sherbrook St to Gwendoline St (south segment)		*					
Wendon By/Channing St - Burrows Av to Wendon By		*					
Raber Rd/Burrows Av - Albina Wy to Dexter St (all segments outside Parashin By)		*					
Grant Av Service Rd S/Weatherdon Av - Guelph St to Harrow St		*					
Somerville Av/Waterford Av - Beaumont St to Daniel St		*					
Ritchot St/St Jean Baptiste St - Hamel Av to Dollard Bv (all segments)		*					
Burntwood Cr/Beaverhill Bv - Lakewood Bv to Burntwood Cr		*					
Carriage By/Ness Av - Valley View Dr to Heritage Bv		*					
Hirt Cr/Southglen Bv - Hirt Cr to Ashworth St S		*					
Paddington Rd/Brixton By - Brixton By to Burland Av		*					
St. Mary's Rd/Aldgate Rd - Burland Av to Gobert Cr (all segments)		*					
Furness By/Paddington Rd - Burland Av to Healy Cr		*					
Whitley Dr/Novavista Dr/Dakota St/Hawkins Cr (all segments)		*					
Brixford Cr/Novavista Dr - Ashworth St to Bramton St (both legs)		*					

Regional and Local Street Renewal Location Listing (continued):

LOCAL STREET RENEWAL LOCATIONS Authorization ($000's)	2026	2027	2028	2029	2030	2031	Six-Year Total
Fermor Av/Hull Av - St David Rd to St Elmo Rd		*					
Swan Lake By/Chancellor Dr - Swan Lake By to Swan Lake By		*					
Lake Fall Pl/Pembina Hw - Gull Lake Rd to Lake Fall Pl		*					
Chancellor Dr/Lake Fall Pl - Gull Lake Rd to Lake Fall Pl		*					
Hillmartin Dr/Pembina Hwy - Kirkbridge Dr to Bairdmore Bv		*					
Canora St/Chestnut St - Westminster Av to Wolseley Av			*				
Downing St/Dominion St - Ellice Av to Armoury Av			*				
Maryland St/Sherbrook St - Wellington Av to Sargent Av			*				
Maryland St/Cumberland Av - Cumberland Av to Wellington Av			*				
Picardy Pl/Honeyman Av - Honeyman Av to Chestnut St			*				
Carlton St/Hargrave St - Qu'appelle Av to Ellice Av			*				
Arlington St/Home St - Westminster Av to Wolseley Av			*				
Aubrey St/Lipton St - Portage Av to Westminster Av			*				
Lipton St/Banning St - Ellice Av to St Matthews Av			*				
Chestnut St/Walnut St - Chestnut St to Preston Av			*				
Valour Rd/Spruce St - Wolever Av to Riddle Av			*				
Simcoe St/Beverley St - Notre Dame Av to Wellington Av			*				
Wolseley Av/Maryland St - Wolseley Av to Woodrow Pl			*				
Molson St/Munroe Av - Munroe Av to Panet Rd			*				
McLeod Av/Tu-Pelo Av - Colley Cr to Louelda St			*				
GreenValley By/Green Valley By - Green Valley By to Louelda St			*				
Jubilee Av/Churchill Dr - Cockburn St S to Daly St S			*				
Hanna St/Salter St - Templeton Av to Cork Av (all segments)			*				
Weinberg Rd/Leila Av - McGregor St to Weinberg Rd			*				
Blechner Dr/Pipeline Rd - Adsum Dr to Doubleday Dr			*				
Drimes Pl/Yanofsky Wy - Beecher Av to Templeton Av			*				
Yanofsky Wy/Garden Park Dr - Beecher Av to Templeton Av			*				
Verona Dr/Leila Av - Altamont St to 1487 Leila Av			*				
Leila Av/James Carleton Dr - James Carleton Dr to Herron Rd			*				
Olford Cr/Mandalay By - Penny Ln to Jefferson Av			*				
McDermot Av/Winnipeg Av - McPhillips St to Arlington St			*				
Tyndall Av/Manitoba Av - Dingle St to Keewatin St (all segments)			*				
Garden Grove Dr/Greenhoven Cr - Palms Bv to Garden Grove Dr			*				
Mathers Av/Taylor Av - Ash St to Waverley St			*				
Ash St/Montrose St - Grosvenor Av to Corydon Av			*				
Lockwood St/Centennial St - Kingsway to Grosvenor Av			*				
Rampart By/Beaumont By - McGillivray Pl to Waller Av			*				
Biscayne By/Rampart By - McGillivray Pl to Waller Av			*				
Lodge Av/Portage Av - Sharp Bv to Duffield St			*				

Regional and Local Street Renewal Location Listing (continued):

LOCAL STREET RENEWAL LOCATIONS Authorization ($000's)	2026	2027	2028	2029	2030	2031	Six-Year Total
Lodge Av/Portage Av - Harcourt St to Thompson Dr			*				
Rowand Av/Portage Av - Mount Royal Rd to Conway St			*				
Isbister St/Stewart St - Hamilton Av to Ness Av			*				
Gendreau Av/Dorge Dr - Le Maire St to Dorge Dr			*				
St Mary's Rd/St Anne's Rd - Sherwood Pl to Varennes Av			*				
Ainsdale Wy/Zawaly By - Wynford Dr to McMeans Av			*				
McMeans Av W/Edward Av W - Madeline St to Winona St			*				
Melrose Av W/Pandora Av W - Hoka St to Madeline St			*				
Harvard Av W/Rosseau Av W - Madeline St to Winona St			*				
Kildare Av E/Coldstream Av - Wayoata St to Widlake St			*				
Bournais Dr/Nugent Rd - Rougeau Av to Hatcher Rd			*				
Rougeau Av/Hatcher Rd - Bournais Dr to Hatcher Rd			*				
McMeans Av E/Zawaly By - Wynford Dr to McMeans Av E			*				
Millwood Meadow (E leg)/Northcliffe Dr - Fairview Dr to Millbrook Ln			*				
Fairview Dr/Millwood Meadow - Fairview Dr to Millbrook Ln			*				
Fairview Dr/Northcliffe Dr - Fairview Dr to Millbrook Ln			*				
Engineering Services on 2027 Projects	*						
Engineering Services on 2028 Projects		*					
Engineering Services on 2029 Projects			*				
Sub-total Alley Renewals & various locations to be identified	**12,091**	**14,045**	**18,088**	**21,712**	**22,363**	**24,983**	**113,282**

Regional and Local Street Renewal Location Listing (continued):

First Charges in 2026 or Prior to the Adoption of the 2027 Capital Budget

REGIONAL STREET RENEWAL LOCATIONS Authorization ($000's)	2027
Downtown Streets	10,935
Corydon Av - Shaftesbury Blvd to Kenaston Blvd	5,985
Market Lands Streets	11,010
Saskatchewan Av	9,475
Abinojii Mikanah - Pembina Hwy to Waverley St	4,940
Leila Av - Simkin Dr to McPhillips St	930
Main St - SB North of Searforth Av to Partridge Av, and Red River Bv to City Limit	2,930
Henderson Highway North Improvements	10,000
Archibald St - Mission St to Plinguet St	335
Portage Av WB - Arlington St to Wall St	515
McPhillips St SB - Jefferson Av to Machray Av	290
Henderson Hwy - Munroe Av to to Leighton Av	1,090
Total Regional Street Renewal First Charges	**58,435**

Project Name: **Waterway Crossing and Grade Separations - Annual Program**

Standing Policy Committee: Public Works

Department: Public Works
Project: 1805000126

Service: Roadway Construction and Maintenance
OurWinnipeg: City Building

AUTHORIZATION	Previous Budgets	2026 Estimate	FORECAST 2027	2028	2029	2030	2031	Five-Year Forecast Total	Six-Year Total
Project Costs ($000's)	N/A *	4,300	3,279	3,497	3,000	4,000	14,272	28,048	32,348
Financed by:									
Frontage Levy				126				126	126
Local Street Renewal Reserve		1,153	700	1,250	1,724	996	4,984	9,654	10,807
Regional Street Renewal Reserve		2,900	2,189	2,121	1,276	3,004	9,288	17,878	20,778
External Debt		247	390					390	637

CASH FLOW	2026	2027	2028	2029	2030	2031	Beyond 2031	Total
Project Costs ($000's)	3,655	3,433	3,464	3,075	3,850	12,731	2,140	32,348
Financed by:								
Frontage Levy			107	19				126
Local Street Renewal Reserve	980	768	1,168	1,653	1,105	4,386	747	10,807
Regional Street Renewal Reserve	2,465	2,296	2,131	1,403	2,745	8,345	1,393	20,778
External Debt	210	369	58					637

NET OPERATING IMPACT ($000's)	2026	2027	2028	2029	2030	2031
Operating costs						
Debt and finance charges	10	38	60	63	63	63
Transfer to General Capital Fund						
Total Direct Costs	10	38	60	63	63	63
Less: Incremental Revenue/Recovery	119	112	113	100	125	355
Net Cost/(Benefit)	(109)	(74)	(53)	(37)	(62)	(292)
Incremental Full Time Equivalent Positions	-	-	-	-	-	-

Class Estimate: See table below

Strategic Priority Action Plan Theme: None

Annual program to carry out reactive and emergency repairs, preventative maintenance, improvements, major repairs, minor rehabilitation or replacement of existing bridges, overpasses, underpasses, culverts and related bridge infrastructure, ensuring continued and continuous service of these facilities to the maximum practical extent.

On March 20, 2019, Council approved a change to the Local Street Renewal and Regional Street Renewal reserves to include the repair, renewal, and/or replacement of bridges as an eligible expense to be funded from these reserves.

On January 29, 2025, Council authorized a first charge of up to $3.9 million for 2026 projects in 2025, or prior to the adoption of the 2026 capital budget, to facilitate their timely delivery.

With the adoption of the 2026 capital budget Council authorizes a first charge of up to $3.279 million for 2027 projects in 2026, or prior to the adoption of the 2027 capital budget, to facilitate their timely delivery.

Waterway Crossing and Grade Separations - Annual Program (continued):

Project description (in priority order)	Service	2026 Class Est	2026	2027	2028	2029	2030	2031	Total
Reactive maintenance & emergency repairs	Roadway Construction and Maintenance	N/A **	1,882	2,557	3,497	3,000	3,800	14,072	28,808
Louise Bridge pier design & emergency repairs	Roadway Construction and Maintenance	3	1,000						1,000
Midtown Bridge girder repairs	Roadway Construction and Maintenance	3	1,000						1,000
Omand Park Pedestrian Bridge preliminary design	Roadway Construction and Maintenance	3	418						418
Midtown Bridge deck investigation	Roadway Construction and Maintenance			150					150
Provencher Bridge seal replacement	Roadway Construction and Maintenance			455					455
Main St Bridge northbound seal replacement	Roadway Construction and Maintenance			117					117
Maryland Bridge deck investigation	Roadway Construction and Maintenance						200		200
Provencher Bridge deck investigation	Roadway Construction and Maintenance							200	200
Total			**4,300**	**3,279**	**3,497**	**3,000**	**4,000**	**14,272**	**32,348**

Project list and timing is subject to change due to operational requirements, unexpected urgent needs, and planned project costs.

* N/A - No amounts have been included in the "Previous Budgets" due to this program's on-going nature.

** N/A as this is a rolling program.

Project Name: **Louise Bridge Rehabilitation**

Standing Policy Committee: Public Works

Department: Public Works
Project: 1805000126

Service: Roadway Construction and Maintenance
OurWinnipeg: City Building

AUTHORIZATION	Previous Budgets	2026 Estimate	FORECAST 2027	2028	2029	2030	2031	Five-Year Forecast Total	Six-Year Total
Project Costs ($000's)	2,518	8,000	-	2,000	14,709	17,144	-	33,853	41,853
Financed by:									
Regional Street Renewal Reserve		7,773		2,000	14,709	17,144		33,853	41,626
External Debt		227						-	227

CASH FLOW	2026	2027	2028	2029	2030	2031	Beyond 2031	Total
Project Costs ($000's)	6,800	1,200	1,700	12,803	16,779	2,571	-	41,853
Financed by:								
Regional Street Renewal Reserve	6,607	1,166	1,700	12,803	16,779	2,571		41,626
External Debt	193	34						227

NET OPERATING IMPACT ($000's)	2026	2027	2028	2029	2030	2031
Operating costs						
Debt and finance charges	9	15	17	17	17	17
Transfer to General Capital Fund						
Total Direct Costs	9	15	17	17	17	17
Less: Incremental Revenue/Recovery	221	39	34	256	336	51
Net Cost/(Benefit)	(212)	(24)	(17)	(239)	(319)	(34)
Incremental Full Time Equivalent Positions	-	-	-	-	-	-

Class Estimate: See table below

Strategic Priority Action Plan Theme: None

	2026	2027	2028	2029	2030	2031
Class Estimate	**5**		**3**	**3**	**3**	
Authorization ($000's)						
Detailed Design & Construction	8,000		2,000	14,709	17,144	

The project will rehabilitate the existing two lane Louise Bridge to improve condition, increase vertical clearance (to 4.15 m), and strengthen the bridge. The existing Louise Bridge is in poor condition due to age-related deterioration. It requires annual closures for reactive repairs and requires significant work to remain operational. Funding in 2026 will support more immediate needs to stabilize two river piers in the winter of 2025/2026.

The major benefit of constructing this project includes maintaining current levels of service related to bridge capacity, safety, and condition, ensuring reliable movement of people, goods, and services.Significant risks associated with constructing this project include potential cost escalation due to market bidders limited availability, construction schedule delays related to weather or supply chain constraints. Significant risk of not constructing or deferring the project is the inability to maintain the essential level of service, which could result in accelerated deterioration of the existing structure, increased maintenance costs, reduced safety and reliability, and potential closures impacting mobility.

A rehabilitation of the existing bridge would provide a minimum 30 years of additional service life until an expanded bridge is required to complete the remainder of the Eastern Rapid Transit Corridor under the Rapid Transit Priority 4 investments.

On March 20, 2019, Council approved a change to the Local Street Renewal and Regional Street Renewal reserves to include the repair, renewal, and/or replacement of bridges as an eligible expense to be funded from these reserves.

Project will not proceed until a class 3 estimate is obtained.

Project Name: **Osborne Street Underpass**

Standing Policy Committee: Public Works

Department: Public Works
Project: 1805002325

Service: Active Transportation
OurWinnipeg: Environmental Resilience

AUTHORIZATION	Previous Budgets	2026 Estimate	FORECAST 2027	2028	2029	2030	2031	Five-Year Forecast Total	Six-Year Total
Project Costs ($000's)	600	-	-	500	-	1,500	-	2,000	2,000
Financed by:									
Regional Street Renewal Reserve				500		1,500		2,000	2,000

CASH FLOW	2026	2027	2028	2029	2030	2031	Beyond 2031	Total
Project Costs ($000's)	-	-	425	75	1,275	225	-	2,000
Financed by:								
Regional Street Renewal Reserve			425	75	1,275	225		2,000

NET OPERATING IMPACT ($000's)	2026	2027	2028	2029	2030	2031
Operating costs						
Debt and finance charges						
Transfer to General Capital Fund						
Total Direct Costs	-	-	-	-	-	-
Less: Incremental Revenue/Recovery						
Net Cost/(Benefit)	-	-	-	-	-	-
Incremental Full Time Equivalent Positions	-	-	-	-	-	-

Class Estimate: See table below

Strategic Priority Action Plan Theme: A Green and Growing City with Sustainable Renewal of Infrastructure

SPAP Action Item: 4.3 Accelerate implementation of the Pedestrian and Cycling Strategy

	2026	2027	2028	2029	2030	2031
Class Estimate			**5**		**5**	
Authorization ($000's)						
Preliminary Design			500			
Detailed Design & Construction					1,500	

Osborne Street Underpass (continued):

The scope of work for this project is to examine cost effective functional design alternatives for an active transportation grade separation, in the vicinity of the existing Osborne Street Underpass, to address a gap in the Active Transportation Network to cross the Canadian National Railway mainline. In addition, functional design will be undertaken to review rehabilitation of the existing Osborne underpass to address deficiencies in land drainage, vertical clearance, pavement condition, and traffic operations through the Osborne/Pembina/Corydon/Donald intersection. Detailed design is anticipated to commence in 2030.

Project will not proceed to construction until a class 3 or better estimate is obtained.

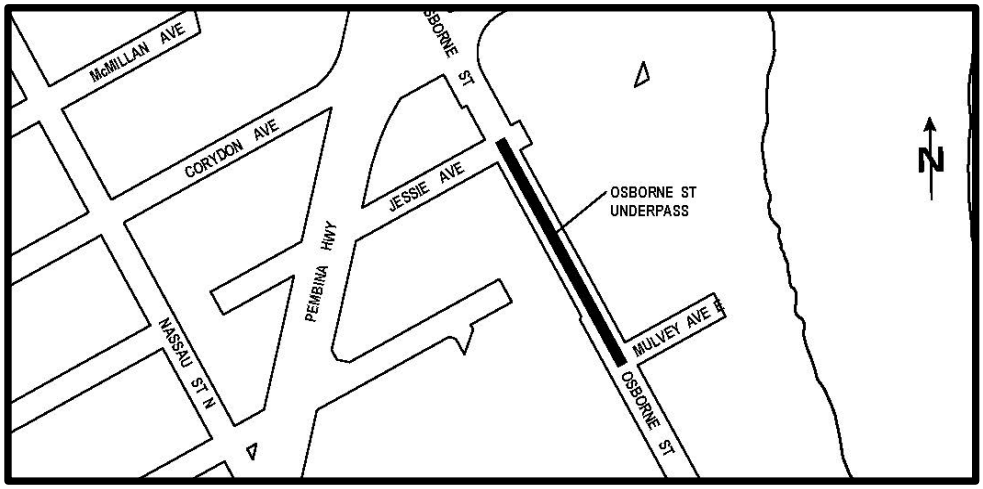

Project Name: **Lagimodiere Twin Overpasses Rehabilitation (Concordia Avenue and CPR Keewatin)**

Standing Policy Committee: Public Works

Department: Public Works
Project: 1805002122

Service: Roadway Construction and Maintenance
OurWinnipeg: City Building

AUTHORIZATION	Previous Budgets	2026 Estimate	FORECAST 2027	2028	2029	2030	2031	Five-Year Forecast Total	Six-Year Total
Project Costs ($000's)	4,000	21,100	15,742	-	-	-	-	15,742	36,842
Financed by:									
Regional Street Renewal Reserve		5,555	11,981					11,981	17,536
Canada Community-Building Fund		9,545	3,761					3,761	13,306
Transfer from Prior Year Authorization		6,000						-	6,000

CASH FLOW	2026	2027	2028	2029	2030	2031	Beyond 2031	Total
Project Costs ($000's)	17,935	16,546	2,361	-	-	-	-	36,842
Financed by:								
Regional Street Renewal Reserve	4,722	11,017	1,797					17,536
Canada Community-Building Fund	8,113	4,629	564					13,306
Transfer from Prior Year Authorization	5,100	900						6,000

NET OPERATING IMPACT ($000's)	2026	2027	2028	2029	2030	2031
Operating costs						
Debt and finance charges						
Transfer to General Capital Fund						
Total Direct Costs	-	-	-	-	-	-
Less: Incremental Revenue/Recovery	94	320	36			
Net Cost/(Benefit)	(94)	(320)	(36)	-	-	-
Incremental Full Time Equivalent Positions	-	-	-	-	-	-

Class Estimate: See table below

Strategic Priority Action Plan Theme: None

	2026	2027	2028	2029	2030	2031
Class Estimate	**1**	**1**				
Authorization ($000's)						
Detailed Design & Construction	21,100	15,742				

Lagimodiere Twin Overpasses Rehabilitation (Concordia Avenue and CPR Keewatin) (continued):

This project includes major rehabilitation of the Lagimodiere Twin Overpasses over Concordia Avenue and the Canadian Pacific Railway (CPR) Keewatin rail lines. Construction will take place over a two-year period from 2026 to 2027. The remainder of the funding resides within the Regional Street Renewal Program in 2026 to support associated roadworks. The major benefit of constructing this project includes maintaining current levels of service related to bridge capacity and condition. Significant risks associated with constructing this project include project delays related to railway coordination. Significant risk of not constructing or deferring the project is the inability to maintain essential level of service.The rehabilitated structure will provide an additional 50 years of service life.

On January 29, 2025, Council authorized a first charge of up to $20 million for 2026 preliminary design work in 2025 or prior to the adoption of the 2026 capital budget to facilitate timely delivery.

With the adoption of the 2026 capital budget, Council authorizes a first charge of up to $15.742 million in 2026 or prior to the adoption of the 2027 capital budget to facilitate timely project delivery.

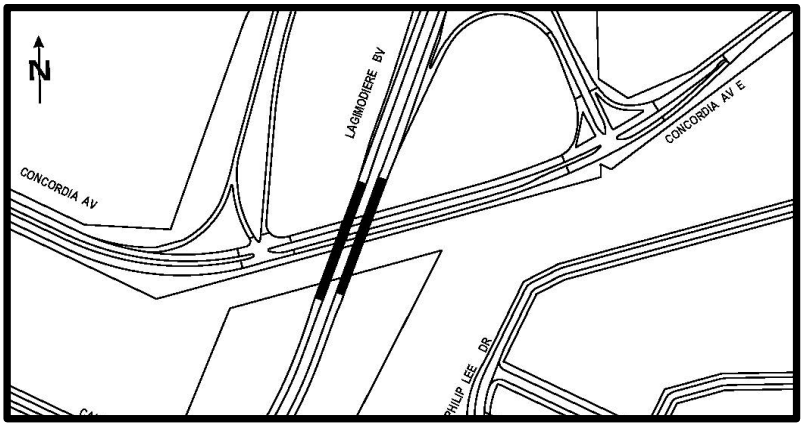

Project Name: **Ness Culvert Replacement**

Standing Policy Committee: Public Works

Department: Public Works
Project: 1805002828

Service: Roadway Construction and Maintenance
OurWinnipeg: City Building

AUTHORIZATION	Previous Budgets	2026 Estimate	FORECAST 2027	2028	2029	2030	2031	Five-Year Forecast Total	Six-Year Total
Project Costs ($000's)	-	-	-	5,819	-	-	-	5,819	5,819
Financed by:									
Frontage Levy				1,812				1,812	1,812
Regional Street Renewal Reserve				4,007				4,007	4,007

CASH FLOW	2026	2027	2028	2029	2030	2031	Beyond 2031	Total
Project Costs ($000's)	-	-	4,946	873	-	-	-	5,819
Financed by:								
Frontage Levy			1,540	272				1,812
Regional Street Renewal Reserve			3,406	601				4,007

NET OPERATING IMPACT ($000's)	2026	2027	2028	2029	2030	2031
Operating costs						
Debt and finance charges						
Transfer to General Capital Fund						
Total Direct Costs	-	-	-	-	-	-
Less: Incremental Revenue/Recovery			161	28		
Net Cost/(Benefit)	-	-	(161)	(28)	-	-
Incremental Full Time Equivalent Positions	-	-	-	-	-	-

Class Estimate: 3

Strategic Priority Action Plan Theme: None

The Ness Avenue culvert at Truro Creek requires replacement as it is undersized and is in a deteriorated condition. Preliminary design was completed in 2017. The new structure will provide an additional 75 years of service life.

Project Name: **Elm Park Bridge Repairs**

Standing Policy Committee: Public Works

Department: Public Works
Project: 1805003028

Service: Active Transportation
OurWinnipeg: Good Health and Well-Being

AUTHORIZATION	Previous Budgets	2026 Estimate	FORECAST 2027	2028	2029	2030	2031	Five-Year Forecast Total	Six-Year Total
Project Costs ($000's)	-	-	-	3,975	-	-	-	3,975	3,975
Financed by:									
Regional Street Renewal Reserve				3,975				3,975	3,975

CASH FLOW	2026	2027	2028	2029	2030	2031	Beyond 2031	Total
Project Costs ($000's)	-	-	3,379	596	-	-	-	3,975
Financed by:								
Regional Street Renewal Reserve			3,379	596				3,975

NET OPERATING IMPACT ($000's)	2026	2027	2028	2029	2030	2031
Operating costs						
Debt and finance charges						
Transfer to General Capital Fund						
Total Direct Costs	-	-	-	-	-	-
Less: Incremental Revenue/Recovery			110	19		
Net Cost/(Benefit)	-	-	(110)	(19)	-	-
Incremental Full Time Equivalent Positions	-	-	-	-	-	-

Class Estimate: See table below

Strategic Priority Action Plan Theme: A Green and Growing City with Sustainable Renewal of Infrastructure

SPAP Action Item: 4.3 Accelerate implementation of the Pedestrian and Cycling Strategy

	2026	2027	2028	2029	2030	2031
Class Estimate			**5/5**			
Authorization ($000's)						
Preliminary Design			253			
Detailed Design & Construction			3,722			

This project will undertake structural steel repairs, surface preparation, and recoating of the existing structural steel trusses on Elm Park Bridge to preserve and extend the service life. The recoating of the trusses will also improve the aesthetics of this active transportation bridge.

Project Name: **Lagimodiere Boulevard at CN Reddit Bridge Rehabilitation**

Standing Policy Committee: Public Works

Department: Public Works
Project: 1805002628

Service: Roadway Construction and Maintenance
OurWinnipeg: City Building

AUTHORIZATION	Previous Budgets	2026 Estimate	FORECAST 2027	2028	2029	2030	2031	Five-Year Forecast Total	Six-Year Total
Project Costs ($000's)	-	-	-	602	4,239	-	-	4,841	4,841
Financed by:									
Frontage Levy				602	764			1,366	1,366
Regional Street Renewal Reserve					3,475			3,475	3,475

CASH FLOW	2026	2027	2028	2029	2030	2031	Beyond 2031	Total
Project Costs ($000's)	-	-	512	3,694	635	-	-	4,841
Financed by:								
Frontage Levy			512	740	114			1,366
Regional Street Renewal Reserve				2,954	521			3,475

NET OPERATING IMPACT ($000's)	2026	2027	2028	2029	2030	2031
Operating costs						
Debt and finance charges						
Transfer to General Capital Fund						
Total Direct Costs	-	-	-	-	-	-
Less: Incremental Revenue/Recovery			16	120	21	
Net Cost/(Benefit)	-	-	(16)	(120)	(21)	-
Incremental Full Time Equivalent Positions	-	-	-	-	-	-

Class Estimate: See table below

Strategic Priority Action Plan Theme: None

	2026	2027	2028	2029	2030	2031
Class Estimate			**3**	**3**		
Authorization ($000's)						
Preliminary Design			602			
Detailed Design & Construction				4,239		

This project will rehabilitate the existing bridge deck on the Lagimodiere Boulevard at CN Reddit Bridge to maintain its current level of service. The rehabilitation will optimally extend the bridge deck's service life an additional 50 years, requiring only preventative maintenance for the foreseeable future.

Project Name: **Route 90 (at Omand's Creek) Culvert Rehabilitation**

Standing Policy Committee: Public Works

Department: Public Works
Project: 1805000329

Service: Roadway Construction and Maintenance
OurWinnipeg: City Building

AUTHORIZATION	Previous Budgets	2026 Estimate	FORECAST 2027	2028	2029	2030	2031	Five-Year Forecast Total	Six-Year Total
Project Costs ($000's)	-	-	-	-	4,521	-	-	4,521	4,521
Financed by:									
Regional Street Renewal Reserve					4,521			4,521	4,521

CASH FLOW	2026	2027	2028	2029	2030	2031	Beyond 2031	Total
Project Costs ($000's)	-	-	-	3,843	678	-	-	4,521
Financed by:								
Regional Street Renewal Reserve				3,843	678			4,521

NET OPERATING IMPACT ($000's)	2026	2027	2028	2029	2030	2031
Operating costs						
Debt and finance charges						
Transfer to General Capital Fund						
Total Direct Costs	-	-	-	-	-	-
Less: Incremental Revenue/Recovery				125	22	
Net Cost/(Benefit)	-	-	-	(125)	(22)	-
Incremental Full Time Equivalent Positions	-	-	-	-	-	-

Class Estimate: See table below

Strategic Priority Action Plan Theme: None

	2026	2027	2028	2029	2030	2031
Class Estimate				**2**		
Authorization ($000's)						
Preliminary Design				70		
Detailed Design & Construction				4,451		

This project will rehabilitate the existing culvert along Route 90 at Omand's Creek, as well as implement related roadside safety protection upgrades.

Project Name: **Henderson Highway (at Bunn's Creek) Culvert Replacement**

Standing Policy Committee: Public Works

Department: Public Works
Project: 1805002028

Service: Transportation Planning and Traffic Management
OurWinnipeg: City Building

AUTHORIZATION	Previous Budgets	2026 Estimate	FORECAST 2027	2028	2029	2030	2031	Five-Year Forecast Total	Six-Year Total
Project Costs ($000's)	-	-	-	10,000	-	-	-	10,000	10,000
Financed by:									
Regional Street Renewal Reserve				10,000				10,000	10,000

CASH FLOW	2026	2027	2028	2029	2030	2031	Beyond 2031	Total
Project Costs ($000's)	-	-	8,500	1,500	-	-	-	10,000
Financed by:								
Regional Street Renewal Reserve			8,500	1,500				10,000

NET OPERATING IMPACT ($000's)	2026	2027	2028	2029	2030	2031
Operating costs						
Debt and finance charges						
Transfer to General Capital Fund						
Total Direct Costs	-	-	-	-	-	-
Less: Incremental Revenue/Recovery			270	30		
Net Cost/(Benefit)	-	-	(270)	(30)	-	-
Incremental Full Time Equivalent Positions	-	-	-	-	-	-

Class Estimate: 3

Strategic Priority Action Plan Theme: A Green and Growing City with Sustainable Renewal of Infrastructure

SPAP Action Item: 4.9 Increase coordination to address speeding, traffic calming, properly designed streets, and modern road and sidewalk engineering

This project will replace the aging and deteriorated crossing structure over Bunn's Creek as part of the Henderson Highway North Improvements project identified within the Regional Street Renewal Program.

Project Name: **Omand Park Pedestrian Bridge Rehabilitation**

Standing Policy Committee: Public Works

Department: Public Works
Project: 1805000727

Service: Active Transportation
OurWinnipeg: Environmental Resilience

AUTHORIZATION	Previous Budgets	2026 Estimate	FORECAST 2027	2028	2029	2030	2031	Five-Year Forecast Total	Six-Year Total
Project Costs ($000's)	-	-	211	1,346	2,254	-	-	3,811	3,811
Financed by:									
Regional Street Renewal Reserve			211	1,346	2,254			3,811	3,811

CASH FLOW	2026	2027	2028	2029	2030	2031	Beyond 2031	Total
Project Costs ($000's)	-	179	1,176	2,118	338	-	-	3,811
Financed by:								
Regional Street Renewal Reserve		179	1,176	2,118	338			3,811

NET OPERATING IMPACT ($000's)	2026	2027	2028	2029	2030	2031
Operating costs						
Debt and finance charges						
Transfer to General Capital Fund						
Total Direct Costs	-	-	-	-	-	-
Less: Incremental Revenue/Recovery		6	39	68	11	
Net Cost/(Benefit)	-	(6)	(39)	(68)	(11)	-
Incremental Full Time Equivalent Positions	-	-	-	-	-	-

Class Estimate: 5

Strategic Priority Action Plan Theme: A Green and Growing City with Sustainable Renewal of Infrastructure

SPAP Action Item: 4.3 Accelerate implementation of the Pedestrian and Cycling Strategy

This project will replace the existing low-lying Omand Park Pedestrian Bridge and approach pathways. The Omand Park pedestrian bridge over Omand's Creek is in poor condition due to age-related deterioration, and is frequently closed due to flooding. Adjacent pathways are steep and do not meet accessibility guidelines. The new bridge is to be designed for a 75+ years service life and will be approximately 2.8 meters higher than the current bridge. The adjoining pathways will be designed to meet current accessibility standards.

Additional funding of $418,000 for preliminary design is budgeted within the Waterway Crossings and Grade Separations Program in 2026.

Project Name: **Disraeli Bridge and Overpass Facility**

Standing Policy Committee: Public Works

Department: Public Works
Project: 1805001126

Service: Roadway Construction and Maintenance
OurWinnipeg: Economic Prosperity

AUTHORIZATION	Previous Budgets	2026 Estimate	FORECAST 2027	2028	2029	2030	2031	Five-Year Forecast Total	Six-Year Total
Project Costs ($000's)	-	-	-	-	-	-	-	-	-
Financed by:									
Cash to Capital		400	400					400	800
Frontage Levy				400	2,600	2,600	2,700	8,300	8,300
Canada Community-Building Fund		13,055	13,120	13,181	11,063	11,129	11,096	59,589	72,644
Public Private Partnership Annual Service / Financing Payments		(12,269)	(12,334)	(12,395)	(12,477)	(12,543)	(12,610)	(62,359)	(74,628)
Debt Servicing - Repayment of Debt		(1,186)	(1,186)	(1,186)	(1,186)	(1,186)	(1,186)	(5,930)	(7,116)

CASH FLOW	2026	2027	2028	2029	2030	2031	Beyond 2031	Total
Project Costs ($000's)	13,455	13,520	13,581	13,663	13,729	13,796	189,088	270,832
Financed by:								
Cash to Capital	400	400						800
Frontage Levy			400	2,600	2,600	2,700	13,000	21,300
Canada Community-Building Fund	13,055	13,120	13,181	11,063	11,129	11,096	176,088	248,732

NET OPERATING IMPACT ($000's)	2026	2027	2028	2029	2030	2031
Operating costs						
Debt and finance charges						
Transfer to General Capital Fund	400	400				
Total Direct Costs	400	400	-	-	-	-
Less: Incremental Revenue/Recovery						
Net Cost/(Benefit)	400	400	-	-	-	-
Incremental Full Time Equivalent Positions	-	-	-	-	-	-

Class Estimate: Not applicable

Strategic Priority Action Plan Theme: None

The Disraeli Bridges and Overpass Facility was procured using a public-private partnership (P3) approach and the facility opened on November 19, 2012.

The City will make on-going lease payments to Plenary Roads Winnipeg (PRW) extending until 2042. These payments are required under a 30-year contract with PRW and cover the remaining capital cost of the facility as well as the maintenance of the facility.

There are significant provisions in the contract to ensure the City's specifications are met and the facility is returned to the City in good condition at the end of the contract. Costs associated with monitoring this contract, including the salary recovery of the Senior Project Review/P3 Specialist and other P3 costs are also included in this budget. Non-performance deductions may occur where the City's specifications are not met.

A portion of the payment to PRW represents an annual amount dedicated to the maintenance of the facility, including long-term rehabilitative costs. This amount is adjusted for changes to the Consumer Price Index on an annual basis.

Disraeli Bridge and Overpass Facility (continued):

A portion of the project ($75 million) was financed by $25 million in external debt, with the balance being financed internally. The Public Service issued $25 million in external debt at an interest rate of 3.759% over a repayment term of 40 years. Debt servicing represents interest and principal repayment of external debt and internal financing.

The above annual estimates relate to the maintenance phase of the project and include the authorization for the lease payments and debt servicing related to the facility.

In accordance with Bylaw 8164/2002 where the City's capital budget has not been adopted before January 1 of the year to which the budget is applicable, the Chief Administrative Officer is authorized, before the adoption of the capital budget, to approve expenditures not exceeding 30% of the amount the City of Winnipeg is contractually obligated to pay annually in respect of Public-Private Partnerships, as a first charge against the General Capital Fund.

As financing and administration costs are implicit in the lease payments, this project is exempt from the Corporate Administration and Interest charges.

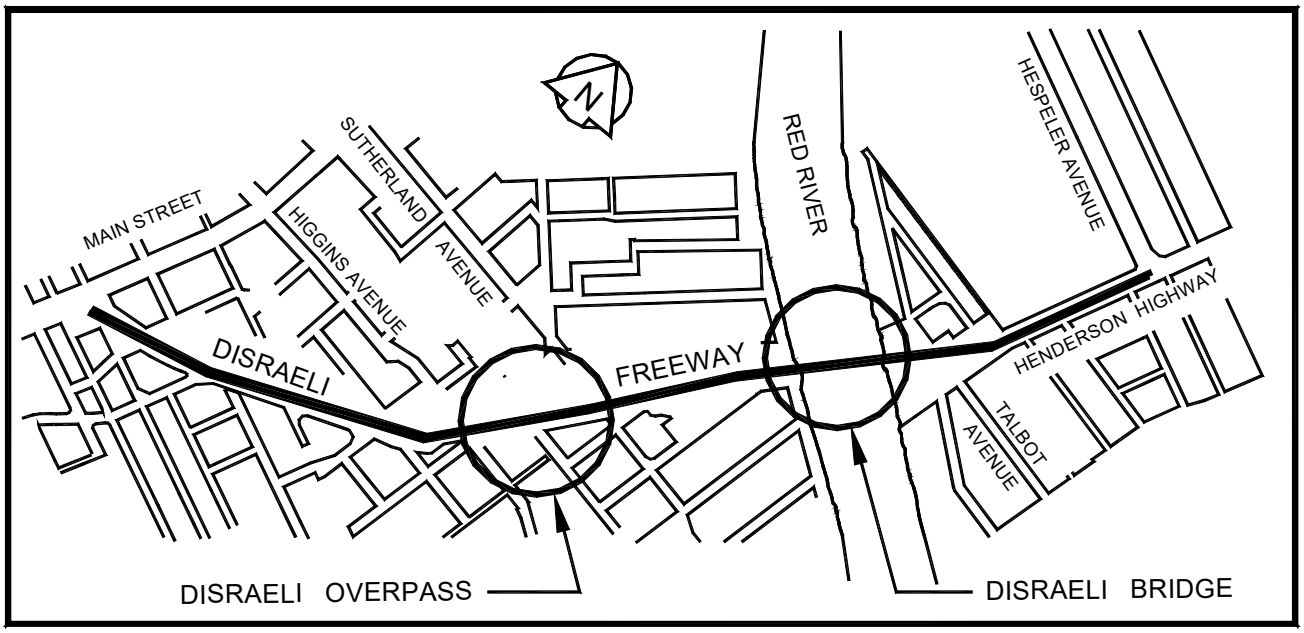

Project Name: **Chief Peguis Trail - Henderson Highway to Lagimodiere Boulevard**

Standing Policy Committee: Public Works

Department: Public Works
Project: 1801000226

Service: Roadway Construction and Maintenance
OurWinnipeg: Economic Prosperity

AUTHORIZATION	Previous Budgets	2026 Estimate	FORECAST 2027	2028	2029	2030	2031	Five-Year Forecast Total	Six-Year Total
Project Costs ($000's)	-	-	-	-	-	-	-	-	-
Financed by:									
Cash to Capital		1,475	1,475					1,475	2,950
Frontage Levy				1,475	2,075	2,175	2,175	7,900	7,900
Canada Community-Building Fund		6,100	6,151	6,203	5,675	5,629	5,685	29,343	35,443
Public Private Partnership Annual Service / Financing Payments		(6,596)	(6,647)	(6,699)	(6,771)	(6,825)	(6,881)	(33,823)	(40,419)
Debt Servicing - Repayment of Debt		(979)	(979)	(979)	(979)	(979)	(979)	(4,895)	(5,874)

CASH FLOW	2026	2027	2028	2029	2030	2031	Beyond 2031	Total
Project Costs ($000's)	7,575	7,626	7,678	7,750	7,804	7,860	97,545	143,838
Financed by:								
Cash to Capital	1,475	1,475						2,950
Frontage Levy			1,475	2,075	2,175	2,175	54,551	62,451
Canada Community-Building Fund	6,100	6,151	6,203	5,675	5,629	5,685	42,994	78,437

NET OPERATING IMPACT ($000's)	2026	2027	2028	2029	2030	2031
Operating costs						
Debt and finance charges						
Transfer to General Capital Fund	1,475	1,475				
Total Direct Costs	1,475	1,475	-	-	-	-
Less: Incremental Revenue/Recovery						
Net Cost/(Benefit)	1,475	1,475	-	-	-	-
Incremental Full Time Equivalent Positions	-	-	-	-	-	-

Class Estimate: Not applicable

Strategic Priority Action Plan Theme: None

The Chief Peguis Trail Extension from Henderson Highway to Lagimodiere Boulevard was procured using a public-private partnership (P3) approach and the facility opened on December 2, 2011.

The City will make on-going lease payments to DBF2 extending until 2041. These payments are required under a 30-year contract with DBF2 and cover the remaining capital cost of the facility as well as the maintenance of the facility.

There are significant provisions in the contract to ensure the City's specifications are met and the facility is returned to the City in good condition at the end of the contract. Costs associated with monitoring this contract, including the salary recovery of the Senior Project Review/P3 Specialist and other P3 costs are also included in this budget. Non-performance deductions may occur where the City's specifications are not met.

A portion of the payment to DBF2 represents an annual amount dedicated to the maintenance of the facility, including long-term rehabilitative costs. This amount is adjusted for changes to the Consumer Price Index on an annual basis.

A portion of the project was financed by the City issuing $18.7 million in external debt. The debt servicing above represents the repayment of principal and interest on the external debt associated with the project over a period of 40 years.

Chief Peguis Trail - Henderson Highway to Lagimodiere Boulevard (continued):

The above annual estimates include the authorization for the lease and financing payments to be incurred and charged to the Projects in the General Capital Fund.

In accordance with Bylaw 8164/2002 where the City's capital budget has not been adopted before January 1 of the year to which the budget is applicable, the Chief Administrative Officer is authorized, before the adoption of the capital budget, to approve expenditures not exceeding 30% of the amount the City of Winnipeg is contractually obligated to pay annually in respect of Public-Private Partnerships, as a first charge against the General Capital Fund.

As financing and administration costs are implicit in the lease payments, this capital project is exempt from the Corporate Administration and Interest charges.

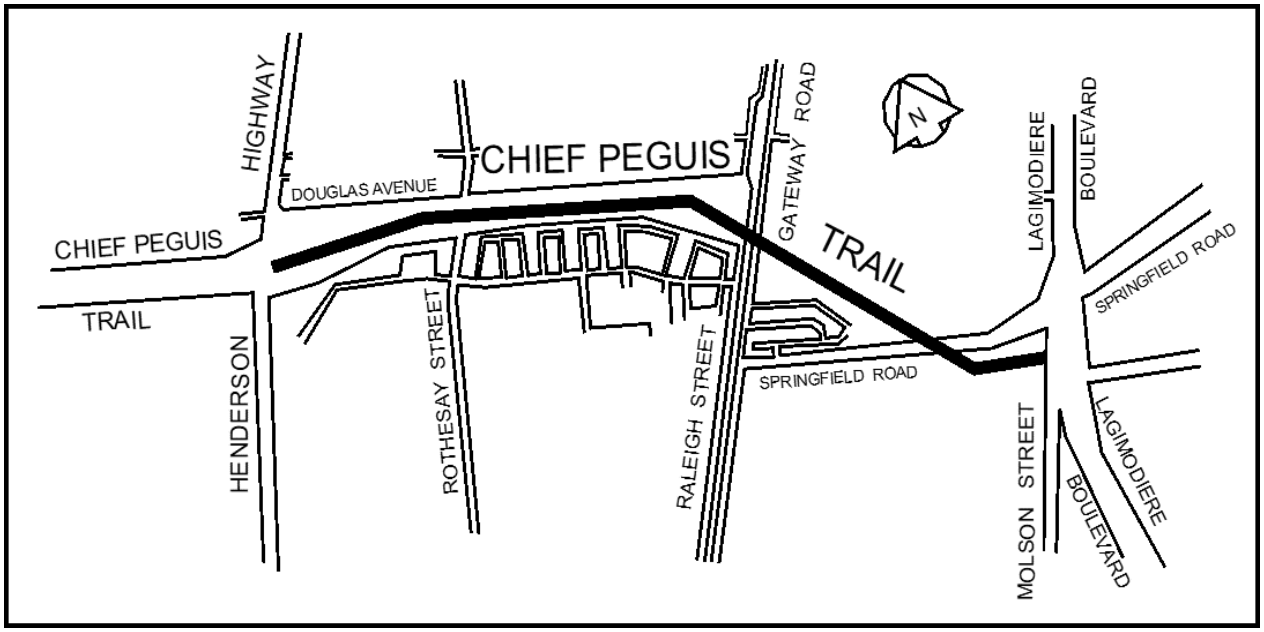

Project Name: **Asset Management System (formerly Asset Management System – Various Divisions)**

Standing Policy Committee: Public Works

Department: Public Works
Project: 1812000126

Service: Various - see table below
OurWinnipeg: Leadership and Good Governance

AUTHORIZATION	Previous Budgets	2026 Estimate	FORECAST 2027	2028	2029	2030	2031	Five-Year Forecast Total	Six-Year Total
Project Costs ($000's)	N/A *	289	100	200	100	200	100	700	989
Financed by:									
Cash to Capital				75	100	100	100	375	375
External Debt		289	100	125		100		325	614

CASH FLOW	2026	2027	2028	2029	2030	2031	Beyond 2031	Total
Project Costs ($000's)	246	128	186	115	185	114	15	989
Financed by:								
Cash to Capital			64	96	100	100	15	375
External Debt	246	128	122	19	85	14		614

NET OPERATING IMPACT ($000's)	2026	2027	2028	2029	2030	2031
Operating costs						
Debt and finance charges	28	72	102	119	131	108
Transfer to General Capital Fund			75	100	100	100
Total Direct Costs	28	72	177	219	231	208
Less: Incremental Revenue/Recovery	8	4	6	4	6	4
Net Cost/(Benefit)	20	68	171	215	225	204
Incremental Full Time Equivalent Positions	-	-	-	-	-	-

Class Estimate: See table below

Strategic Priority Action Plan Theme: A City that Works for Residents through Improved Customer Service

SPAP Action Item: 5.1 Improve communications, flow of information, relationships, and collaboration between the Public Service and Council

Project description (in priority order)	Service	2026 Class Est	2026	2027	2028	2029	2030	2031	Total
Materials testing for pavement management	Roadway Construction and Maintenance	N/A **	50						50
Planning and development of a regulatory signage inventory	Transportation Planning and Traffic Management	N/A **	239		100		100		439
Various projects to support asset lifecycle management across department services	Transportation Planning and Traffic Management			100	100	100	100	100	500
Total			**289**	**100**	**200**	**100**	**200**	**100**	**989**

Project list and timing is subject to change due to operational requirements and unexpected urgent needs.

Asset Management System (continued):

The asset management program in the Public Works Department is centered on the application of quality management principles to the operation, maintenance, and renewal of infrastructure. A primary objective is the development and implementation of methodologies to preserve the infrastructure and to identify the funding necessary for the long-term preservation of the assets to support service delivery.

An objective of the asset management program is to extend this systematic structural quality management approach to all the infrastructure under the Public Works Department responsibility. Funds are required to implement new or maintain existing asset management programs.

Funds may be used to support seasonal temporary positions (up to 2.0 full-time equivalents) to undertake infrastructure inventory data collection, analysis and reporting, and/or support IT staff augmentation costs associated with inventory software configuration.

* N/A - No amounts have been included in the "Previous Budgets" due to this program's on-going nature.

** N/A as this is a rolling program.

Project Name: **Regional Parks**

Standing Policy Committee: Community Services

Department: Public Works
Project: 1853000326

Service: Parks and Natural Areas
OurWinnipeg: Good Health and Well-Being

AUTHORIZATION	Previous Budgets	2026 Estimate	FORECAST 2027	2028	2029	2030	2031	Five-Year Forecast Total	Six-Year Total
Project Costs ($000's)	N/A *	2,005	2,990	2,950	3,090	3,449	3,552	16,031	18,036
Financed by:									
Cash to Capital				300	300	300	300	1,200	1,200
Canada Community-Building Fund		1,730	2,990	2,650	2,790	3,149	3,252	14,831	16,561
External Debt		275						-	275

CASH FLOW	2026	2027	2028	2029	2030	2031	Beyond 2031	Total
Project Costs ($000's)	1,705	2,842	2,956	3,069	3,395	3,536	533	18,036
Financed by:								
Cash to Capital			255	300	300	300	45	1,200
Canada Community-Building Fund	1,471	2,801	2,701	2,769	3,095	3,236	488	16,561
External Debt	234	41						275

NET OPERATING IMPACT ($000's)	2026	2027	2028	2029	2030	2031
Operating costs						
Debt and finance charges	10	18	20	20	20	20
Transfer to General Capital Fund			300	300	300	300
Total Direct Costs	10	18	320	320	320	320
Less: Incremental Revenue/Recovery	26	36	42	44	48	50
Net Cost/(Benefit)	(16)	(18)	278	276	272	270
Incremental Full Time Equivalent Positions	-	-	-	-	-	-

Class Estimate: See table below

Strategic Priority Action Plan Theme: A Livable Safe Healthy Happy City

SPAP Action Item: 3.5 Increase funding to local and regional parks based on the optimal stage in infrastructure lifecycles

Regional Parks (continued):

Project description (in priority order)	Service	2026 Class Est	2026	2027	2028	2029	2030	2031	Total
Kilcona Park - Phase 1 of park improvement initiative	Parks & Natural Areas	5	1,200						1,200
Kildonan Park - Park watermain replacement	Parks & Natural Areas	4	600						600
St. Vital Park - Dredge lake, basin naturalization, improve pond access & connectivity	Parks & Natural Areas	4	205	2,190					2,395
King's Park - Improve furniture, shelter, signage, picnic areas & water service	Parks & Natural Areas			800					800
Whittier/Lagimodiere-Gaboury Park - Add picnic shelters and improve washroom building	Parks & Natural Areas				750				750
Kildonan Park - Renew north washroom building	Parks & Natural Areas				800				800
St. Vital Park - Convert exit to access/ egress and improve slide/lookout parking	Parks & Natural Areas				600				600
Little Mountain Park - Park naturalization project	Parks & Natural Areas				800				800
King's Park - Add four-season washroom/shelter & connecting pathways	Parks & Natural Areas					2,590			2,590
Crescent Drive Park - Add pedestrian and roadway lighting	Parks & Natural Areas					500			500
Kildonan Park - Upgrade and renew underground waterworks	Parks & Natural Areas						800		800
Maple Grove Park - Add a playground and picnic shelters	Parks & Natural Areas						1,000		1,000
LaBarriere Park - Add a natural/ themed playground	Parks & Natural Areas						500		500
St. Vital Park - Accessibility upgrades to open picnic sites	Parks & Natural Areas						149		149
Crescent Drive Park - Add a sidewalk and improve park entrances for pedestrian and cycling access	Parks & Natural Areas						1,000	352	1,352
LaBarriere Park - Expand washroom and onsite wastewater management system	Parks & Natural Areas							800	800
LaBarriere Park - Renew parking lot	Parks & Natural Areas							1,200	1,200
Maple Grove Park - Renew parking lot	Parks & Natural Areas							1,200	1,200
Total			**2,005**	**2,990**	**2,950**	**3,090**	**3,449**	**3,552**	**18,036**

Project list and timing is subject to change due to operational requirements and unexpected urgent needs.

Projects within the program will not proceed until a class 3 estimate is obtained.

Refurbishment and/or improvements to various parks to repair aging park infrastructure and related amenities, or construct new amenities to address identified gaps in service.

The estimated useful life of assets within this program ranges from five to 75 years dependent upon the asset class under consideration.

* N/A - No amounts have been included in the "Previous Budgets" due to this program's on-going nature.

Project Name: **Downtown Parks Improvement Program**

Standing Policy Committee: Community Services

Department: Public Works
Project: 1853000126

Service: Parks and Natural Areas
OurWinnipeg: Good Health and Well-Being

AUTHORIZATION	Previous Budgets	2026 Estimate	FORECAST 2027	2028	2029	2030	2031	Five-Year Forecast Total	Six-Year Total
Project Costs ($000's)	N/A*	750	-	2,000	1,600	-	-	3,600	4,350
Financed by:									
Cash to Capital				300	300			600	600
Canada Community-Building Fund		450		1,700	1,300			3,000	3,450
External Debt		300						-	300

CASH FLOW	2026	2027	2028	2029	2030	2031	Beyond 2031	Total
Project Costs ($000's)	638	113	1,700	1,660	239	-	-	4,350
Financed by:								
Cash to Capital			255	300	45			600
Canada Community-Building Fund	383	68	1,445	1,360	194			3,450
External Debt	255	45						300

NET OPERATING IMPACT ($000's)	2026	2027	2028	2029	2030	2031
Operating costs						
Debt and finance charges	29	65	70	70	70	34
Transfer to General Capital Fund			300	300		
Total Direct Costs	29	65	370	370	70	34
Less: Incremental Revenue/Recovery	13	2	26	27	4	
Net Cost/(Benefit)	16	63	344	343	66	34
Incremental Full Time Equivalent Positions	-	-	-	-	-	-

Class Estimate: See table below

Strategic Priority Action Plan Theme: The Downtown

SPAP Action Item: 1.4 Expand access to existing facilities and programming for recreation, library, community gathering, and 24/7 safe spaces, especially downtown

Downtown Parks Improvement Program (continued):

Project description (in priority order)	Service	2026 Class Est	2026	2027	2028	2029	2030	2031	Total
Bonnycastle Park - Convert amphitheatre to a leisure & gathering space, create entry plaza and renovate main fountain	Parks & Natural Areas	5	750						750
Central Park - Renovate northeast entry plaza and add picnic shelter and lighting	Parks & Natural Areas				2,000				2,000
Old Market Square - Upgrade turf area to hard surface, improve drainage, install Silva cells & plant trees, improve park furniture & accessibility	Parks & Natural Areas					1,600			1,600
Total			**750**	**-**	**2,000**	**1,600**	**-**	**-**	**4,350**

Project list and timing is subject to change due to operational requirements and unexpected urgent needs.

Projects within the program will not proceed until a class 3 estimate is obtained.

Refurbishment and/or improvements to various parks to repair aging park infrastructure and related amenities, and construct new amenities to address identified gaps in service in Downtown parks.

The estimated useful life of assets within this program ranges from five to 75 years dependent upon the asset class under consideration.

* N/A - No amounts have been included in the "Previous Budgets" due to this program's on-going nature.

Project Name: **Community and Neighbourhood Parks Program**

Standing Policy Committee: Community Services

Department: Public Works
Project: 1853000426

Service: Parks and Natural Areas
OurWinnipeg: Good Health and Well-Being

AUTHORIZATION	Previous Budgets	2026 Estimate	FORECAST 2027	2028	2029	2030	2031	Five-Year Forecast Total	Six-Year Total
Project Costs ($000's)	N/A*	350	150	350	150	350	360	1,360	1,710
Financed by:									
Cash to Capital						350		350	350
External Debt		350	150	350	150		360	1,010	1,360

CASH FLOW	2026	2027	2028	2029	2030	2031	Beyond 2031	Total
Project Costs ($000's)	298	180	320	180	321	358	53	1,710
Financed by:								
Cash to Capital					298	52		350
External Debt	298	180	320	180	23	306	53	1,360

NET OPERATING IMPACT ($000's)	2026	2027	2028	2029	2030	2031
Operating costs						
Debt and finance charges	19	51	84	118	131	153
Transfer to General Capital Fund					350	
Total Direct Costs	19	51	84	118	481	153
Less: Incremental Revenue/Recovery	10	6	10	6	10	12
Net Cost/(Benefit)	9	45	74	112	471	141
Incremental Full Time Equivalent Positions	-	-	-	-	-	-

Class Estimate: See table below

Strategic Priority Action Plan Theme: A Livable Safe Healthy Happy City

SPAP Action Item: 3.5 Increase funding to local and regional parks based on the optimal stage in infrastructure lifecycles

Project description (in priority order)	Service	2026 Class Est	2026	2027	2028	2029	2030	2031	Total
Potable drinking water fountains in areas of higher poverty	Parks & Natural Areas	N/A**	200		200		200		600
Renew baseball diamonds & soccer goals in mature areas	Parks & Natural Areas	N/A**	150	150	150	150	150	360	1,110
Total			**350**	**150**	**350**	**150**	**350**	**360**	**1,710**

Project list and timing is subject to change due to operational requirements and unexpected urgent needs.

Refurbishment and/or improvements to various parks to repair aging park infrastructure and related amenities, and construct new amenities to address identified gaps in service in community and neighbourhood parks, in alignment with priorities outlined in the Winnipeg Parks Strategy.

* N/A - No amounts have been included in the "Previous Budgets" due to this program's on-going nature.

** N/A as this is a rolling capital program.

Project Name: **Interpretive and Wayfinding Signage Program**

Standing Policy Committee: Community Services

Department: Public Works
Project: 1853000426

Service: Parks and Natural Areas
OurWinnipeg: Good Health and Well-Being

AUTHORIZATION	Previous Budgets	2026 Estimate	FORECAST 2027	2028	2029	2030	2031	Five-Year Forecast Total	Six-Year Total
Project Costs ($000's)	N/A*	100	100	100	103	106	108	517	617
Financed by:									
Cash to Capital				25	25	106	25	181	181
External Debt		100	100	75	78		83	336	436

CASH FLOW	2026	2027	2028	2029	2030	2031	Beyond 2031	Total
Project Costs ($000's)	85	100	100	103	106	108	15	617
Financed by:								
Cash to Capital			21	25	94	37	4	181
External Debt	85	100	79	78	12	71	11	436

NET OPERATING IMPACT ($000's)	2026	2027	2028	2029	2030	2031
Operating costs						
Debt and finance charges	10	31	53	71	82	79
Transfer to General Capital Fund			25	25	106	25
Total Direct Costs	10	31	78	96	188	104
Less: Incremental Revenue/Recovery	3	3	3	3	3	4
Net Cost/(Benefit)	7	28	75	93	185	100
Incremental Full Time Equivalent Positions	-	-	-	-	-	-

Class Estimate: See table below

Strategic Priority Action Plan Theme: A Livable Safe Healthy Happy City

SPAP Action Item: 3.5 Increase funding to local and regional parks based on the optimal stage in infrastructure lifecycles

Project description (in priority order)	Service	2026 Class Est	2026	2027	2028	2029	2030	2031	Total
Park name and location/address signage	Parks & Natural Areas	5	40	40	40	41	42	42	245
Interpretive/naturalist signage	Parks & Natural Areas	5	20	20	20	21	21	22	124
Wayfinding/mapping signage	Parks & Natural Areas	5	20	20	20	21	21	22	124
Trail heads and site markers	Parks & Natural Areas	5	10	10	10	10	11	11	62
Supporting safety and accessibility signage	Parks & Natural Areas	5	10	10	10	10	11	11	62
Total			**100**	**100**	**100**	**103**	**106**	**108**	**617**

Interpretive and Wayfinding Signage Program (continued):

Project list and timing is subject to change due to operational requirements and unexpected urgent needs.

Projects within the program will not proceed until a class 3 estimate is obtained.

This program will support the design, installation and renewal of park signage to promote a consistent signage, wayfinding, and mapping identity across the parks system.

* N/A - No amounts have been included in the "Previous Budgets" due to this program's on-going nature.

Project Name: **Waterway Access Improvement Program**

Standing Policy Committee: Community Services

Department: Public Works
Project: 1853000526

Service: Various - see table below
OurWinnipeg: Good Health and Well-Being

AUTHORIZATION	Previous Budgets	2026 Estimate	FORECAST 2027	2028	2029	2030	2031	Five-Year Forecast Total	Six-Year Total
Project Costs ($000's)	N/A*	200	200	300	309	318	327	1,454	1,654
Financed by:									
Cash to Capital				194	30	318	30	572	572
External Debt		200	200	106	279		297	882	1,082

CASH FLOW	2026	2027	2028	2029	2030	2031	Beyond 2031	Total
Project Costs ($000's)	170	200	285	308	317	325	49	1,654
Financed by:								
Cash to Capital			165	55	275	73	4	572
External Debt	170	200	120	253	42	252	45	1,082

NET OPERATING IMPACT ($000's)	2026	2027	2028	2029	2030	2031
Operating costs						
Debt and finance charges	11	35	57	82	101	121
Transfer to General Capital Fund			194	30	318	30
Total Direct Costs	11	35	251	112	419	151
Less: Incremental Revenue/Recovery	6	7	9	10	10	11
Net Cost/(Benefit)	5	28	242	102	409	140
Incremental Full Time Equivalent Positions	-	-	-	-	-	-

Class Estimate: See table below

Strategic Priority Action Plan Theme: A Livable Safe Healthy Happy City

SPAP Action Item: 3.5 Increase funding to local and regional parks based on the optimal stage in infrastructure lifecycles

Project description (in priority order)	Service	2026 Class Est	2026	2027	2028	2029	2030	2031	Total
Installation of new, or improvements to existing viewing platforms, stairs, launches, docks and gangway systems	Parks and Natural Areas	N/A **	100	100	150	154	159	164	827
Improvements to pathways and trails connecting to, from and between waterway access points, including supportive amenities such as lighting and park furniture	Active Transportation	N/A **	100	100	150	155	159	163	827
Total			**200**	**200**	**300**	**309**	**318**	**327**	**1,654**

Project list and timing is subject to change due to operational requirements and unexpected urgent needs.

Waterway Access Improvement Program (continued):

This program will improve the accessibility and safety at existing and new waterway access points along the Red, Assiniboine and Seine rivers to permit year-round access.

Project prioritization will be guided by the Waterway Access Improvement Study currently under development.

* N/A - No amounts have been included in the "Previous Budgets" due to this program's on-going nature.

** N/A as this is a rolling program.

Project Name: **Parkland Naturalization and Restoration Program**

Standing Policy Committee: Community Services

Department: Public Works
Project: 1853000726

Service: Parks and Natural Areas
OurWinnipeg: Good Health and Well-Being

AUTHORIZATION	Previous Budgets	2026 Estimate	FORECAST 2027	2028	2029	2030	2031	Five-Year Forecast Total	Six-Year Total
Project Costs ($000's)	N/A*	200	200	200	206	212	218	1,036	1,236
Financed by:									
Cash to Capital				200	206	212	218	836	836
External Debt		200	200					200	400

CASH FLOW	2026	2027	2028	2029	2030	2031	Beyond 2031	Total
Project Costs ($000's)	170	200	200	205	211	217	33	1,236
Financed by:								
Cash to Capital			170	205	211	217	33	836
External Debt	170	200	30					400

NET OPERATING IMPACT ($000's)	2026	2027	2028	2029	2030	2031
Operating costs						
Debt and finance charges	11	35	51	53	53	53
Transfer to General Capital Fund			200	206	212	218
Total Direct Costs	11	35	251	259	265	271
Less: Incremental Revenue/Recovery	6	7	7	7	7	7
Net Cost/(Benefit)	5	28	244	252	258	264
Incremental Full Time Equivalent Positions	-	-	-	-	-	-

Class Estimate: See table below

Strategic Priority Action Plan Theme: A Green and Growing City with Sustainable Renewal of Infrastructure

SPAP Action Item: 4.1 Plant new and replacement trees in streets and parks using a 2:1 ratio

Project description (in priority order)	Service	2026 Class Est	2026	2027	2028	2029	2030	2031	Total
Retrofitting traditional stormwater retention basins to naturalized basins	Parks & Natural Areas	N/A**	30	30	30	30	32	33	185
Rehabilitating naturalized stormwater retention basins	Parks & Natural Areas	N/A**	20	20	20	21	21	22	124
Naturalizing park areas with a focus on neighbourhoods without natural features and geographic areas of high poverty	Parks & Natural Areas	N/A**	50	50	50	51	53	55	309
Restoring degraded riparian areas	Parks & Natural Areas	N/A**	50	50	50	52	53	54	309
Restoring remnant prairie areas	Parks & Natural Areas	N/A**	50	50	50	52	53	54	309
Total			**200**	**200**	**200**	**206**	**212**	**218**	**1,236**

Project list and timing is subject to change due to operational requirements and unexpected urgent needs.

Parkland Naturalization and Restoration Program (continued):

This program will support the implementation of restoration and naturalization projects within parks to address gaps in service, particularly in geographic areas of higher poverty, and in accordance with the Greenspace, Natural Corridors and Biodiversity Plan (pending) and Natural Areas Asset Management Plan (to be developed).

Naturalization is the process of restoring disturbed areas to include more native plant life and terrain, improving the natural functioning of these lands. Depending upon the location, this can include native trees (saplings), prairie grasses, wildflowers, shrubs, etc.

Funds may be used to hire seasonal temporary positions (up to 2.0 full-time equivalents) to support the implementation of various naturalization and restoration projects.

The estimated useful life of assets within this program ranges from one to 100 years dependent upon the natural asset under consideration.

* N/A - No amounts have been included in the "Previous Budgets" due to this program's on-going nature.

** N/A as this is a rolling program.

Project Name: **Parks Buildings**

Standing Policy Committee: Community Services

Department: Public Works
Project: 0718020126

Service: Parks and Natural Areas
OurWinnipeg: Good Health and Well-Being

AUTHORIZATION	Previous Budgets	2026 Estimate	FORECAST 2027	2028	2029	2030	2031	Five-Year Forecast Total	Six-Year Total
Project Costs ($000's)	N/A *	245	400	1,021	1,795	793	1,398	5,407	5,652
Financed by:									
Cash to Capital					400	200	200	800	800
Canada Community-Building Fund			400	1,021	1,395	593	1,198	4,607	4,607
External Debt		245						-	245

CASH FLOW	2026	2027	2028	2029	2030	2031	Beyond 2031	Total
Project Costs ($000's)	208	377	928	1,679	943	1,307	210	5,652
Financed by:								
Cash to Capital				340	230	200	30	800
Canada Community-Building Fund		340	928	1,339	713	1,107	180	4,607
External Debt	208	37						245

NET OPERATING IMPACT ($000's)	2026	2027	2028	2029	2030	2031
Operating costs						
Debt and finance charges	10	16	18	18	18	18
Transfer to General Capital Fund				400	200	200
Total Direct Costs	10	16	18	418	218	218
Less: Incremental Revenue/Recovery	7	5	12	28	16	20
Net Cost/(Benefit)	3	11	6	390	202	198
Incremental Full Time Equivalent Positions	-	-	-	-	-	-

Class Estimate: See table below

Strategic Priority Action Plan Theme: A Livable Safe Healthy Happy City

SPAP Action Item: 3.5 Increase funding to local and regional parks based on the optimal stage in infrastructure lifecycles

Parks Buildings (continued):

Project description (in priority order)	Service	2026 Class Est	2026	2027	2028	2029	2030	2031	Total
Grants Old Mill public washrooms renewal	Parks & Natural Areas	5	245						245
Prairie Pointe - Eaglewood Park garage	Parks & Natural Areas			400					400
Living Prairie Museum interpretive centre	Parks & Natural Areas				1,021				1,021
Grant's Old Mill restoration	Parks & Natural Areas					1,395			1,395
Park buildings and structures demolition - various	Parks & Natural Areas					400	200	200	800
Gary Hobson Memorial Park satellite building	Parks & Natural Areas						593		593
1539 Waverley Renovations	Parks & Natural Areas							1,198	1,198
Total			**245**	**400**	**1,021**	**1,795**	**793**	**1,398**	**5,652**

Project list and timing is subject to change due to operational requirements and unexpected urgent needs.

Capital close-out of the above-listed projects will not commence until the projects are substantially completed.

Projects within the program will not proceed until a class 3 estimate is obtained.

* N/A - No amounts have been included in the "Previous Budgets" due to this program's on-going nature.

Project Name: **Parks and Recreation Enhancement Program**

Standing Policy Committee: Community Services

Department: Public Works
Project: 1857000126

Service: Parks and Natural Areas
OurWinnipeg: Good Health and Well-Being

AUTHORIZATION	Previous Budgets	2026 Estimate	FORECAST 2027	2028	2029	2030	2031	Five-Year Forecast Total	Six-Year Total
Project Costs ($000's)	N/A *	1,200	1,238	1,210	1,210	1,210	1,000	5,868	7,068
Financed by:									
Cash to Capital				300	150	150	150	750	750
Canada Community-Building Fund		968	1,238	910	1,060	1,060	850	5,118	6,086
External Debt		232						-	232

CASH FLOW	2026	2027	2028	2029	2030	2031	Beyond 2031	Total
Project Costs ($000's)	1,020	1,233	1,214	1,211	1,209	1,032	149	7,068
Financed by:								
Cash to Capital			255	173	149	150	23	750
Canada Community-Building Fund	823	1,198	959	1,038	1,060	882	126	6,086
External Debt	197	35						232

NET OPERATING IMPACT ($000's)	2026	2027	2028	2029	2030	2031
Operating costs						
Debt and finance charges	13	28	31	31	31	31
Transfer to General Capital Fund			300	150	150	150
Total Direct Costs	13	28	331	181	181	181
Less: Incremental Revenue/Recovery	17	16	20	19	18	16
Net Cost/(Benefit)	(4)	12	311	162	163	165
Incremental Full Time Equivalent Positions	-	-	-	-	-	-

Class Estimate: Not applicable, as this is a program

Strategic Priority Action Plan Theme: A Livable Safe Healthy Happy City

SPAP Action Item: 3.5 Increase funding to local and regional parks based on the optimal stage in infrastructure lifecycles

Program is focused on playground restorations, including play equipment and safety surface replacements, along with associated amenity and pathway improvements to enhance accessibility, and other park and recreation enhancements. It is generally delivered by the Planning, Property and Development Department on behalf of the Parks and Open Space Division of the Public Works Department.

Funding is to be allocated annually as follows:

• Approximately $300,000 each year dedicated to address general playground and amenity safety concerns as they arise city-wide.

• Remaining funding to be divided equally between each of the fifteen electoral wards.

• Any grants paid from the program require Council approval; upon approval grants will not be subject to City overheads.

The Director of Public Works may be required to reallocate ward budgets on approval of the ward councilors.

Parks and Recreation Enhancement Program (continued):

Project description	2026	2027	2028	2029	2030	2031	Total
Priority safety-related concerns	304	300	300	300	300	300	1,804
Charleswood-Tuxedo-Westwood	64	67	65	65	65	50	376
Daniel McIntyre	64	67	65	65	65	50	376
Elmwood-East Kildonan	64	67	65	65	65	50	376
Fort Rouge-East Fort Garry	64	67	65	65	65	50	376
Mynarski	64	67	65	65	65	50	376
North Kildonan	64	67	65	65	65	50	376
Old Kildonan	64	67	65	65	65	50	376
Point Douglas	64	67	65	65	65	50	376
River Heights-Fort Garry	64	67	65	65	65	50	376
St. Boniface**							-
St. James	64	67	65	65	65	50	376
St. Norbert - Seine River	64	67	65	65	65	50	376
St. Vital	64	67	65	65	65	50	376
Transcona	64	67	65	65	65	50	376
Waverley West	64	67	65	65	65	50	376
Total	**1,200**	**1,238**	**1,210**	**1,210**	**1,210**	**1,000**	**7,068**

Projects within the program will not proceed until a class 3 estimate is obtained.

* N/A - No amounts have been included in the "Previous Budgets" due to this program's on-going nature.

**The 2026 to 2031 funding for the St. Boniface ward has been dedicated to the St. Boniface Outdoor Aquatic Facility. See project details on page 120.

Project Name: **Assiniboine Park Conservancy - Infrastructure and Sustainability**

Standing Policy Committee: Community Services

Department: Public Works
Project: 1852000126

Service: Parks and Natural Areas
OurWinnipeg: Good Health and Well-Being

AUTHORIZATION	Previous Budgets	2026 Estimate	FORECAST 2027	2028	2029	2030	2031	Five-Year Forecast Total	Six-Year Total
Project Costs ($000's)	N/A*	7,900	7,900	5,400	5,400	5,400	5,400	29,500	37,400
Financed by:									
Cash to Capital				146				146	146
Canada Community-Building Fund		2,000	2,980	1,954	2,000	2,100	2,000	11,034	13,034
External Debt		5,900	4,920	3,300	3,400	3,300	3,400	18,320	24,220

CASH FLOW	2026	2027	2028	2029	2030	2031	Beyond 2031	Total
Project Costs ($000's)	7,900	7,900	5,400	5,400	5,400	5,400	-	37,400
Financed by:								
Cash to Capital			146					146
Canada Community-Building Fund	2,000	2,980	1,954	2,000	2,100	2,000		13,034
External Debt	5,900	4,920	3,300	3,400	3,300	3,400		24,220

NET OPERATING IMPACT ($000's)	2026	2027	2028	2029	2030	2031
Operating costs						
Debt and finance charges	262	648	935	1,181	1,424	1,670
Transfer to General Capital Fund			146			
Total Direct Costs	262	648	1,081	1,181	1,424	1,670
Less: Incremental Revenue/Recovery						
Net Cost/(Benefit)	262	648	1,081	1,181	1,424	1,670
Incremental Full Time Equivalent Positions	-	-	-	-	-	-

Class Estimate: Not applicable

Strategic Priority Action Plan Theme: A Livable Safe Healthy Happy City

SPAP Action Item: 3.5 Increase funding to local and regional parks based on the optimal stage in infrastructure lifecycles

These capital dollars represent the City's ongoing commitment to Assiniboine Park building repairs, upgrades and park improvements.

The first year of funding for this capital grant was 2010 with $5.123 million provided each year from 2010 to 2019 and $5.1 million in 2021. The redetermination process for the grant was last completed in 2020 and funding has been included at $5.9 million from 2026 - 2027, $5.4 million annually thereafter.

Additional funding of $2.0 million in each of 2025, 2026 and 2027 will support replacement of the Animal Hospital that is required for the Zoo's accreditation. This represents the City's 30% contribution to the project.

The capital grant authorized through this capital budget is currently under redetermination to confirm future requirements for 2026 onward.

The release of capital funds is subject to annual explanation and submission from Assiniboine Park Conservancy of projected cash flow needs, to the Public Service.

As this is a capital grant program, it is exempt from interest and administrative overhead capital charges.

The estimated useful life of assets within this program ranges from five to 75 years dependent upon the asset class under consideration.

* N/A - No amounts have been included in the "Previous Budgets" due to this commitment's on-going nature.

Project Name: **Urban Forest Renewal Program**

Standing Policy Committee: Community Services

Department: Public Works
Project: 1850000326

Service: Urban Forestry
OurWinnipeg: Environmental Resilience

AUTHORIZATION	Previous Budgets	2026 Estimate	FORECAST 2027	2028	2029	2030	2031	Five-Year Forecast Total	Six-Year Total
Project Costs ($000's)	N/A *	11,061	9,202	9,600	9,888	10,185	10,485	49,360	60,421
Financed by:									
Cash to Capital				8,600	8,270	5,199	5,499	27,568	27,568
Land Operating Reserve		1,000						-	1,000
Natural Resources Canada		2,603						-	2,603
Province of Manitoba Strategic Infrastructure Funding		5,475	8,295					8,295	13,770
External Debt		1,983	907	1,000	1,618	4,986	4,986	13,497	15,480

CASH FLOW	2026	2027	2028	2029	2030	2031	Beyond 2031	Total
Project Costs ($000's)	9,403	9,480	9,540	9,845	10,141	10,440	1,572	60,421
Financed by:								
Cash to Capital			7,310	8,320	5,660	5,454	824	27,568
Land Operating Reserve	850	150						1,000
Natural Resources Canada	2,213	390						2,603
Province of Manitoba Strategic Infrastructure Funding	4,654	7,872	1,244					13,770
External Debt	1,686	1,068	986	1,525	4,481	4,986	748	15,480

NET OPERATING IMPACT ($000's)	2026	2027	2028	2029	2030	2031
Operating costs						
Debt and finance charges	109	292	429	595	992	1,622
Transfer to General Capital Fund			8,600	8,270	5,199	5,499
Total Direct Costs	109	292	9,029	8,865	6,191	7,121
Less: Incremental Revenue/Recovery	151	124	266	297	303	309
Net Cost/(Benefit)	(42)	168	8,763	8,568	5,888	6,812
Incremental Full Time Equivalent Positions	-	-	-	-	-	-

Class Estimate: See table below

Strategic Priority Action Plan Theme: A Green and Growing City with Sustainable Renewal of Infrastructure

SPAP Action Item: 4.1 Plant new and replacement trees in streets and parks using a 2:1 ratio

Urban Forest Renewal Program (continued):

Project description (in priority order)	Service	2026 Class Est	2026	2027	2028	2029	2030	2031	Total
Standard tree planting in parks and along street boulevards	Urban Forestry	N/A **	4,069	3,897	4,136	4,260	4,239	4,416	25,018
Enhanced tree planting along major streets in coordination with street and sidewalk renewals	Urban Forestry	N/A **	1,500	1,061	1,093	1,126	1,159	1,244	7,182
Targeted removals of trees affected by Dutch Elm Disease (DED)	Urban Forestry	N/A **	4,120	4,244	4,371	4,502	4,637	4,825	26,699
Tree inventory / Light Detection and Ranging (LiDAR) analysis	Urban Forestry	4	200				150		350
Emerald Ash Borer (EAB) response	Urban Forestry	N/A **	100						100
City Tree Policy/Tree Bylaw (and associated specifications)	Urban Forestry	4	100						100
Civic nursery upgrades	Urban Forestry	5	972						972
Total			**11,061**	**9,202**	**9,600**	**9,888**	**10,185**	**10,485**	**60,421**

Project list and timing is subject to change due to operational requirements and unexpected urgent needs.

Projects within the program will not proceed until a class 3 estimate is obtained.

This program supports sustainable urban forest management practices in alignment with the service targets established in the Winnipeg Urban Forest Strategy.

The program will further support consultation and external services including studies, policy development, plans, and other related action items established in the Winnipeg Urban Forest Strategy, as required.

Funding in 2026 includes seasonal temporary positions (up to 12 full-time equivalents).

The funding from Natural Resources Canada of $2.603 million relates to the cost-sharing agreement and ancillary agreement between the Federal Government and the City of Winnipeg for the Two Billion Trees grant program.

* N/A - No amounts have been included in the "Previous Budgets" due to this program's on-going nature.

** N/A as this is a rolling program.

Project Name: **Insect Control Branch Equipment Renewal**

Standing Policy Committee: Community Services

Department: Public Works
Project: 1850000427

Service: Insect Control
OurWinnipeg: Good Health and Well-Being

AUTHORIZATION	Previous Budgets	2026 Estimate	FORECAST 2027	2028	2029	2030	2031	Five-Year Forecast Total	Six-Year Total
Project Costs ($000's)	N/A *	-	900	-	-	-	-	900	900
Financed by:									
External Debt			900					900	900

CASH FLOW	2026	2027	2028	2029	2030	2031	Beyond 2031	Total
Project Costs ($000's)	-	765	135	-	-	-	-	900
Financed by:								
External Debt		765	135					900

NET OPERATING IMPACT ($000's)	2026	2027	2028	2029	2030	2031
Operating costs						
Debt and finance charges		37	82	89	89	89
Transfer to General Capital Fund						
Total Direct Costs	-	37	82	89	89	89
Less: Incremental Revenue/Recovery		25	4			
Net Cost/(Benefit)	-	12	78	89	89	89
Incremental Full Time Equivalent Positions	-	-	-	-	-	-

Class Estimate: See table below

Strategic Priority Action Plan Theme: None

Project name / description (in priority order)	Service	2026 Class Est	2026	2027	2028	2029	2030	2031	Total
Larviciding equipment	Insect Control			300					300
Tree sprayers	Insect Control			600					600
Total			**-**	**900**	**-**	**-**	**-**	**-**	**900**

Project list and timing is subject to change due to operational requirements and unexpected urgent needs.

This program will support the acquisition and replacement of specialty equipment in the Insect Control Branch that are nearing their end-of-life. These pieces of equipment enable a variety of critical pest control activities, such as larviciding, fogging, and tree spraying.

The estimated useful life of assets within this program ranges from eight to 30 years dependent upon the equipment type under consideration.

* N/A - No amounts have been included in the "Previous Budgets" due to this program's on-going nature.

Return to Table of Contents

Project Name: **Library Facility Safety, Security and Accessibility Improvements Program**

Standing Policy Committee: Community Services

Department: Community Services
Project: 6210000126

Service: Libraries
OurWinnipeg: Social Equity

AUTHORIZATION	Previous Budgets	2026 Estimate	FORECAST 2027	2028	2029	2030	2031	Five-Year Forecast Total	Six-Year Total
Project Costs ($000's)	N/A*	300	200	200	210	220	230	1,060	1,360
Financed by:									
Cash to Capital				200	210	220	230	860	860
External Debt		300	200					200	500

CASH FLOW	2026	2027	2028	2029	2030	2031	Beyond 2031	Total
Project Costs ($000's)	300	200	200	210	220	230	-	1,360
Financed by:								
Cash to Capital			200	210	220	230		860
External Debt	300	200						500

NET OPERATING IMPACT ($000's)	2026	2027	2028	2029	2030	2031
Operating costs						
Debt and finance charges	19	53	66	66	66	66
Transfer to General Capital Fund			200	210	220	230
Total Direct Costs	19	53	266	276	286	296
Less: Incremental Revenue/Recovery	10	7	7	7	7	7
Net Cost/(Benefit)	9	46	259	269	279	289
Incremental Full Time Equivalent Positions	-	-	-	-	-	-

Class Estimate: See table below

Strategic Priority Action Plan Theme: None

Project description (in priority order)	Service	2026 Class Est	2026	2027	2028	2029	2030	2031	Total
Safety/security improvements: Closed-Circuit Television and extending the access card security system	Libraries	3	125	80	60	90	80	115	550
Accessibility improvements: signage upgrades and entry reviews/ improvements	Libraries	3	30	70	35	55	75	70	335
Health projects: Automated External Defibrillators (AEDs), hygienic/ ergonomic furniture/equipment	Libraries	3	145	50	105	65	65	45	475
Total			**300**	**200**	**200**	**210**	**220**	**230**	**1,360**

Each year a portion of the funds will be utilized for projects within library facilities based upon priorities. Project list and timing is subject to change due to operational requirements and unexpected urgent needs.

Library Facility Safety, Security and Accessibility Improvements Program (continued):

This capital program addresses workplace and public health, safety, security, and accessibility issues. Library facility amenities must be refurbished to meet public health and safety standards, regulations, and to meet the needs of the public.

Capital funding is required to address three areas:

1. Safety/security issues need to be addressed in many libraries including installing and upgrading closed circuit television system video monitoring technology, and other building upgrades as required to ensure that libraries remain safe and welcoming to the community and to deter vandalism and graffiti.

2. Universal design / accessibility issues, both physical and customer-service related, need to be addressed including upgrading lighting, adding exterior ramps, upgrading public and staff washrooms, improving wayfinding signage, and installing life-safety apparatus to meet the needs of persons with disabilities. Also includes signage needs on the exterior and interiors of library facilities, including electronic signs, for promotion of services and programs that are required to make libraries more visible to the community.

3. Health related items such as hygienic or ergonomic furniture, Automated External Defibrillators (AEDs) and sanitary water bottle filling stations.

The expected life of library AEDs, security and CCTV equipment is 10 years or less.

* N/A - No amounts have been included in the "Previous Budgets" due to this program's on-going nature.

Project Name: **Library Refurbishment and Interior Infrastructure Program**

Standing Policy Committee: Community Services

Department: Community Services
Project: 6210000226

Service: Libraries
OurWinnipeg: Social Equity

AUTHORIZATION	Previous Budgets	2026 Estimate	FORECAST 2027	2028	2029	2030	2031	Five-Year Forecast Total	Six-Year Total
Project Costs ($000's)	N/A *	768	-	500	236	-	900	1,636	2,404
Financed by:									
Cash to Capital				500	236		900	1,636	1,636
External Debt		768						-	768

CASH FLOW	2026	2027	2028	2029	2030	2031	Beyond 2031	Total
Project Costs ($000's)	768	-	500	236	-	900	-	2,404
Financed by:								
Cash to Capital			500	236		900		1,636
External Debt	768							768

NET OPERATING IMPACT ($000's)	2026	2027	2028	2029	2030	2031
Operating costs						
Debt and finance charges	50	101	101	101	101	101
Transfer to General Capital Fund			500	236		900
Total Direct Costs	50	101	601	337	101	1,001
Less: Incremental Revenue/Recovery	25		16	8		29
Net Cost/(Benefit)	25	101	585	329	101	972
Incremental Full Time Equivalent Positions	-	-	-	-	-	-

Class Estimate: See table below

Strategic Priority Action Plan Theme: None

Project description (in priority order)	Service	2026 Class Est	2026	2027	2028	2029	2030	2031	Total
Interior renovations & renewal including lighting upgrades & finish replacement: Sir William Stephenson, Munroe, Louis Riel, Harvey Smith	Libraries	3	768			186		850	1,804
Millennium Library third floor renovations and relocation of IdeaMill	Libraries				500				500
Furniture & fixtures replacement at various libraries	Libraries					50		50	100
Total			**768**	**-**	**500**	**236**	**-**	**900**	**2,404**

Project list and timing is subject to change due to operational requirements and unexpected urgent needs.

This capital program is required to support small renovations and replacement of interior infrastructure (e.g. workstations, public work space, furniture, shelving and children's literacy areas) at libraries. Renovations and interior infrastructure replacement is required in order to ensure that library branches are safe, functional, accessible and part of a welcoming environment for library users.

The expected life of library furniture, fixtures, and equipment is 15 years or less.

* N/A - No amounts have been included in the "Previous Budgets" due to this program's on-going nature.

Project Name: **Millennium Library Safety Improvements**

Standing Policy Committee: Community Services

Department: Community Services
Project: 0762100126

Service: Libraries
OurWinnipeg: Social Equity

AUTHORIZATION	Previous Budgets	2026 Estimate	FORECAST 2027	2028	2029	2030	2031	Five-Year Forecast Total	Six-Year Total
Project Costs ($000's)	-	2,500	-	-	-	-	-	-	2,500
Financed by:									
Province of Manitoba Strategic Infrastructure Funding		2,500						-	2,500

CASH FLOW	2026	2027	2028	2029	2030	2031	Beyond 2031	Total
Project Costs ($000's)	2,500	-	-	-	-	-	-	2,500
Financed by:								
Province of Manitoba Strategic Infrastructure Funding	2,500							2,500

NET OPERATING IMPACT ($000's)	2026	2027	2028	2029	2030	2031
Operating costs						
Debt and finance charges						
Transfer to General Capital Fund						
Total Direct Costs	-	-	-	-	-	-
Less: Incremental Revenue/Recovery	31					
Net Cost/(Benefit)	(31)	-	-	-	-	-
Incremental Full Time Equivalent Positions	-	-	-	-	-	-

Class Estimate: 4

Strategic Priority Action Plan Theme: The Downtown

SPAP Action Item: 1.4 Expand access to existing facilities and programming for recreation, library, community gathering, and 24/7 safe spaces, especially downtown.

This project supports safety improvements at the Millennium Library. Upgrades on multiple floors to railings and the staircase will be prioritized with the remaining budget to be used for the lobby, that may include refinements to the flow of traffic and security viewing/control to enhance safety for both users and staff. These improvements are designed to support a secure and welcoming environment, aligned with the Library Services' commitment to community well-being and lifelong learning.

Project Name: **Recreational Facility Safety, Security and Accessibility Improvements Program**

Standing Policy Committee: Community Services

Department: Community Services
Project: 6250000127

Service: Recreation
OurWinnipeg: Good Health and Well-Being

AUTHORIZATION	Previous Budgets	2026 Estimate	FORECAST 2027	2028	2029	2030	2031	Five-Year Forecast Total	Six-Year Total
Project Costs ($000's)	N/A*	-	185	210	220	230	200	1,045	1,045
Financed by:									
Cash to Capital				210	220	230	200	860	860
External Debt			185					185	185

CASH FLOW	2026	2027	2028	2029	2030	2031	Beyond 2031	Total
Project Costs ($000's)	-	185	210	220	230	200	-	1,045
Financed by:								
Cash to Capital			210	220	230	200		860
External Debt		185						185

NET OPERATING IMPACT ($000's)	2026	2027	2028	2029	2030	2031
Operating costs						
Debt and finance charges		9	18	18	18	18
Transfer to General Capital Fund			210	220	230	200
Total Direct Costs	-	9	228	238	248	218
Less: Incremental Revenue/Recovery		6	7	7	7	7
Net Cost/(Benefit)	-	3	221	231	241	211
Incremental Full Time Equivalent Positions	-	-	-	-	-	-

Class Estimate: See table below

Strategic Priority Action Plan Theme: None

Project description (in priority order)	Service	2026 Class Est	2026	2027	2028	2029	2030	2031	Total
Safety/security/health improvements	Recreation			111	137	123	80	80	531
Accessibility improvements	Recreation			55	64	75		65	259
Communication systems	Recreation			19	9	22	150	55	255
Total			**-**	**185**	**210**	**220**	**230**	**200**	**1,045**

Project list and timing is subject to change due to operational requirements and unexpected urgent needs.

Recreational Facility Safety, Security and Accessibility Improvements Program (continued):

This capital program addresses workplace and public safety, health, and accessibility issues. Recreation and aquatic facility amenities must be refurbished to meet public health and safety standards, regulations, and to enhance facilities to meet the needs of the public. Capital funding is required to address three areas:

1. Safety, security, and health issues need to be addressed including upgrading lighting, installing and upgrading closed circuit television video monitoring technology, Automated External Defibrillator (AED) replacements at facilities and other building upgrades as required to ensure that facilities remain safe and welcoming to the community.

2. Address physical and customer service accessibility issues including washrooms, change rooms, specialty change rooms, kitchens, signage, public entranceways and installing life safety apparatus to meet accessibility needs.

3. Upgrades and replacements for communications systems including public address systems, radios, visual alarms, and facility signage including electronic signs for promotion of services and programs.

The expected life of AEDs, security and CCTV equipment is 10 years or less.

* N/A - No amounts have been included in the "Previous Budgets" due to this program's on-going nature.

Project Name: **Fitness Equipment Renewal Program**

Standing Policy Committee: Community Services

Department: Community Services
Project: 6250000227

Service: Recreation
OurWinnipeg: Good Health and Well-Being

AUTHORIZATION	Previous Budgets	2026 Estimate	FORECAST 2027	2028	2029	2030	2031	Five-Year Forecast Total	Six-Year Total
Project Costs ($000's)	N/A *	-	340	350	350	-	350	1,390	1,390
Financed by:									
Cash to Capital				350	350		350	1,050	1,050
External Debt			340					340	340

CASH FLOW	2026	2027	2028	2029	2030	2031	Beyond 2031	Total
Project Costs ($000's)	-	340	350	350	-	350	-	1,390
Financed by:								
Cash to Capital			350	350		350		1,050
External Debt		340						340

NET OPERATING IMPACT ($000's)	2026	2027	2028	2029	2030	2031
Operating costs						
Debt and finance charges		39	80	80	80	80
Transfer to General Capital Fund			350	350		350
Total Direct Costs	-	39	430	430	80	430
Less: Incremental Revenue/Recovery		11	11	11		11
Net Cost/(Benefit)	-	28	419	419	80	419
Incremental Full Time Equivalent Positions	-	-	-	-	-	-

Class Estimate: See table below

Strategic Priority Action Plan Theme: None

Project description (in priority order)	Service	2026 Class Est	2026	2027	2028	2029	2030	2031	Total
Purchase of new equipment	Recreation			340	350	350		350	1,390
Total			**-**	**340**	**350**	**350**	**-**	**350**	**1,390**

Capital funding is required to replace cardio and strength based fitness equipment, on a rotating cycle, at the City's multi-use recreation and aquatic facilities, to continue to meet the program needs of patrons and to minimize safety issues that could arise from aging fitness equipment. Lifecycle renewal of fitness equipment is a key part of the department's asset management plan in order to maintain customer levels of service.

The expected life of commercial cardio equipment is five years. The expected life of strength based fitness equipment varies based on intensity of use but is estimated as 10 years or more.

* N/A - No amounts have been included in the "Previous Budgets" due to this program's on-going nature.

Project Name: **St. Boniface Outdoor Aquatic Facility**

Standing Policy Committee: Community Services

Department: Community Services
Project: 0762500125

Service: Recreation
OurWinnipeg: Good Health and Well-Being

AUTHORIZATION	Previous Budgets	2026 Estimate	FORECAST 2027	2028	2029	2030	2031	Five-Year Forecast Total	Six-Year Total
Project Costs ($000's)	2,247	279	405	453	456	458	445	2,217	2,496
Financed by:									
Cash to Capital		100	200	200	200	200	200	1,000	1,100
Canada Community-Building Fund		179	182	180	180	180	165	887	1,066
External Debt			23	73	76	78	80	330	330

CASH FLOW	2026	2027	2028	2029	2030	2031	Beyond 2031	Total
Project Costs ($000's)	279	405	453	456	458	445	-	2,496
Financed by:								
Cash to Capital	100	200	200	200	200	200		1,100
Canada Community-Building Fund	179	182	180	180	180	165		1,066
External Debt		23	73	76	78	80		330

NET OPERATING IMPACT ($000's)	2026	2027	2028	2029	2030	2031
Operating costs						
Debt and finance charges		1	5	10	15	20
Transfer to General Capital Fund	100	200	200	200	200	200
Total Direct Costs	100	201	205	210	215	220
Less: Incremental Revenue/Recovery	5	10	11	11	11	11
Net Cost/(Benefit)	95	191	194	199	204	209
Incremental Full Time Equivalent Positions	-	-	-	-	-	-

Class Estimate: See table below

Strategic Priority Action Plan Theme: A Livable Safe Healthy Happy City

SPAP Action Item: 3.6 Increase funding to implement the Winnipeg Recreation Strategy

	2026	2027	2028	2029	2030	2031
Class Estimate	**5**	**5**	**5**	**5**	**5**	**5**
Authorization ($000's)						
Detailed Design & Construction	279	405	453	456	458	445

St. Boniface Outdoor Aquatic Facility (continued):

The St. Boniface Outdoor Aquatic Facility project involves the design and construction of a new destination outdoor pool that will be physically accessible and include contemporary pool features such as a beach entry, slides, spray features, shaded seating areas, diving board(s), pool change/washroom and mechanical systems building. The project will also include any associated park redevelopment needed to accommodate the outdoor pool.

In 2024, the City (Ward Councilor and Public Service) identified six possible park locations for the St. Boniface Outdoor Aquatic Facility and launched a public engagement process in fall 2024 for community input. Three of the locations were prioritized for further study including an assessment of potential capital costs. A recommended location will be brought forward for Council's consideration in 2026. The new outdoor pool is anticipated to cost approximately $20 million but an updated Class 5 estimate will be developed based on the site selected and the initial concept.

The previously approved capital funding of $2.247 million will support preliminary design to obtain a class 3 estimate for the project and provide an initial City contribution towards detailed design and construction. However, project construction is subject to leveraging other governmental or third party funding. Construction will not proceed until the project is fully funded.

An incremental increase to operating budget will be required but cannot be estimated at this time. Additional funds will be included / requested when the design advances and operating costs can be determined.

The expected life of an outdoor pool is 35 years.

Project will not proceed until a class 3 estimate is obtained.

Project Name: **Spray Pad Investment Program**

Standing Policy Committee: Community Services

Department: Community Services
Project: 6257000426

Service: Recreation
OurWinnipeg: Good Health and Well-Being

AUTHORIZATION	Previous Budgets	2026 Estimate	FORECAST 2027	2028	2029	2030	2031	Five-Year Forecast Total	Six-Year Total
Project Costs ($000's)	N/A *	2,600	4,000	4,000	4,000	-	2,500	14,500	17,100
Financed by:									
Canada Community-Building Fund		1,678		2,462	3,000		1,551	7,013	8,691
Province of Manitoba Strategic Infrastructure Funding			3,500					3,500	3,500
External Debt		922	500	1,538	1,000		949	3,987	4,909

CASH FLOW	2026	2027	2028	2029	2030	2031	Beyond 2031	Total
Project Costs ($000's)	2,600	4,000	4,000	4,000	-	2,500	-	17,100
Financed by:								
Canada Community-Building Fund	1,678		2,462	3,000		1,551		8,691
Province of Manitoba Strategic Infrastructure Funding		3,500						3,500
External Debt	922	500	1,538	1,000		949		4,909

NET OPERATING IMPACT ($000's)	2026	2027	2028	2029	2030	2031
Operating costs						
Debt and finance charges	40	89	172	261	289	331
Transfer to General Capital Fund						
Total Direct Costs	40	89	172	261	289	331
Less: Incremental Revenue/Recovery	51	60	48	20		19
Net Cost/(Benefit)	(11)	29	124	241	289	312
Incremental Full Time Equivalent Positions	-	-	-	-	-	-

Class Estimate: Not applicable, as this is a program

Strategic Priority Action Plan Theme: A Livable Safe Healthy Happy City

SPAP Action Item: 3.6 Increase funding to implement the Winnipeg Recreation Strategy

Between 2025-2029, this capital program will construct nine new spray pads to address service gaps and replace and/or decommission 16 wading pools. A second round of spray pad development (and subsequent wading pool decommissioning) will begin in 2031 with the sites to be determined in future years but prior to 2030. Selected locations will be in alignment with the levels of service defined in the Council adopted Wading Pool Rationalization & Spray Pad Reinvestment Strategy that forms part of the Winnipeg Recreation Strategy. Spray pads are intended to serve a two kilometer (km) catchment area. However, if the spray pad is serving a geographic area of higher poverty the catchment area is one km.

Recommendations on implementation considered the decision-making parameters identified in the two strategies noted above. For spray pad investments, considerations include: opportunities to improve service and address an existing service gap; co-location at multi-use sites to have supportive amenities such as washrooms and parking; supports a geographic area of higher poverty; provides an opportunity to consolidate older wading pools within the target level of service catchment; and supports existing community plans or initiatives. Considerations related to decommissioning wading pools are: asset age and condition; notable design or functional challenges; low

Spray Pad Investment Program (continued):

utilization rates; proximity to existing (or planned) alternate wading pools/spray pads within the target level of service catchment; and opportunities for investment in alternate recreation/park amenities.

When wading pools and the associated wading pool buildings are decommissioned and removed, the area will be backfilled and sodded.

The expected life of a spray pad is 25 years.

The program will support one temporary full-time equivalent position that is required to coordinate and advance the projects within the program.

* N/A - No amounts have been included in the "Previous Budgets" due to this program's on-going nature.

Implementation Plan:

Wherever feasible, the implementation approach is to complete construction of the spray pad prior to decommissioning the identified wading pools. There are a few exceptions where other considerations (in one instance other community plans/initiatives) have resulted in a slightly different timeline.

Spray Pad Investment	Design Started	Spray Pad In Service	Wading Pools To Be Decommissioned	Year
Beryl Watts Park Spray Pad	2025	2027	Beryl Watts Wading Pool Luxton Community Centre Wading Pool	2026 2027
Tyndall Park Community Centre Spray Pad	2025	2027	Tyndall Park CC Wading Pool Walsall Park Wading Pool Northwood Community Centre - Frank Whyte Site Wading Pool	2026 2027 2027
South Winnipeg Community Centre - Richmond Site Spray Pad	2025	2027	None	
Michaëlle Jean Park/Norquay Community Centre Spray Pad	2025	2027	An existing wading pool with spray features, will be converted to function exclusively as a spray pad. Renovation to existing asset to remove the basin.	
Chalmers Community Centre Spray Pad	2026	2028	East End Culture & Leisure Centre Wading Pool Elmwood Winter Club Wading Pool Morse Place Community Centre Wading Pool	2025 2028 2028
Bord-Aire Community Centre Spray Pad	2026	2028	Bruce Park Wading Pool Marjorie Park Wading Pool King Edward & Ness Wading Pool	2027 2028 2028
Norberry-Glenlee Community Centre - Walter Jennings Site Spray Pad	2027	2029	None	
Keenleyside Park/East Elmwood Community Centre Spray Pad	2027	2029	Keenleyside Park/East Elmwood CC Wading Pool Braeside Park Wading Pool Tomlinson Park Wading Pool	2028 2029 2029
Tuxedo Community Centre Spray Pad	2028	2030	Westdale Wading Pool	2029
Riverview Community Centre Spray Pad	2028	2030	Riverview Community Centre Wading Pool	2029
New spray pad site(s) to be determined by 2030	2031	2033	Existing wading pools to be decommissioned will be determined by 2030 once the site of new spray pad(s) are selected	2032

Construction will not commence until a Class 3 estimate is obtained.

Upon completion of approved projects, any unspent budget will be reallocated to other projects within the program based on need at that time.

The project lists and timing are subject to change due to operational requirements, identification of technical limitations or regulatory requirements that make implementation unfeasible, and unexpected urgent needs.

Project Name: **Bonavista Recreation and Leisure Centre - Phase 1**

Standing Policy Committee: Community Services

Department: Community Services
Project: 0762500224

Service: Recreation
OurWinnipeg: Good Health and Well-Being

AUTHORIZATION	Previous Budgets	2026 Estimate	FORECAST 2027	2028	2029	2030	2031	Five-Year Forecast Total	Six-Year Total
Project Costs ($000's)	2,750	2,500	-	-	-	-	-	-	2,500
Financed by:									
External Debt		2,500						-	2,500

CASH FLOW	2026	2027	2028	2029	2030	2031	Beyond 2031	Total
Project Costs ($000's)	2,500	-	-	-	-	-	-	2,500
Financed by:								
External Debt	2,500							2,500

NET OPERATING IMPACT ($000's)	2026	2027	2028	2029	2030	2031
Operating costs				31	31	32
Debt and finance charges	111	183	183	183	183	183
Transfer to General Capital Fund						
Total Direct Costs	111	183	183	214	214	215
Less: Incremental Revenue/Recovery	81					
Net Cost/(Benefit)	30	183	183	214	214	215
Incremental Full Time Equivalent Positions	-	-	-	-	-	-

Class Estimate: 4

Strategic Priority Action Plan Theme: A Livable Safe Healthy Happy City

SPAP Action Item: 3.6 Increase funding to implement the Winnipeg Recreation Strategy

Project construction will not proceed until a class 3 estimate is obtained and the project is fully funded.

The project involves the development of a new Bonavista Recreation and Leisure Centre to serve established and new neighbourhoods in southeast Winnipeg. An approximately 11 acre parcel of parkland has been acquired in the Bonavista neighbourhood (on Warde Avenue) for development of the facility and other outdoor recreation and parks purposes.

The 2024 capital budget included $250,000 to complete a feasibility study, with a public engagement process, and to obtain a class 4 cost estimate for the facility. This work was completed in 2025 and identified an opportunity to develop the new centre in two phases: Phase 1 is an initial smaller base building with multi-purpose programming space and associated site works that could be followed by phase 2 which would be a future gymnasium addition. The Class 4 cost estimate for the first phase of the project is estimated at $13 million but will be further refined through preliminary design.

Design of the base building will begin in 2026 utilizing approximately $1.0 million of the current available budget of $5.0 million approved in 2025 and 2026. However, additional funding will be required to allow construction of the base building to proceed. Available grant/funding opportunities will be pursued in order to advance the project. As noted above, project construction is subject to completion of a Class 3 estimate (or better) and the project being fully funded.

Incremental operating costs for the facility assume that it will be operated as a Community Centre and have been calculated using the Universal Funding Formula for City of Winnipeg Community Centres.

The expected life of recreation buildings is 50 years.

Project Name: **South Winnipeg Recreation Campus: Aquatic Facility**

Standing Policy Committee: Community Services

Department: Community Services
Project: 0762500526

Service: Recreation
OurWinnipeg: Good Health and Well-Being

AUTHORIZATION	Previous Budgets	2026 Estimate	FORECAST 2027	2028	2029	2030	2031	Five-Year Forecast Total	Six-Year Total
Project Costs ($000's)	-	1,500	-	-	-	-	-	-	1,500
Financed by:									
Canada Community-Building Fund		1,000						-	1,000
External Debt		500						-	500

CASH FLOW	2026	2027	2028	2029	2030	2031	Beyond 2031	Total
Project Costs ($000's)	1,500	-	-	-	-	-	-	1,500
Financed by:								
Canada Community-Building Fund	1,000							1,000
External Debt	500							500

NET OPERATING IMPACT ($000's)	2026	2027	2028	2029	2030	2031
Operating costs						
Debt and finance charges	22	37	37	37	37	37
Transfer to General Capital Fund						
Total Direct Costs	22	37	37	37	37	37
Less: Incremental Revenue/Recovery	29					
Net Cost/(Benefit)	(7)	37	37	37	37	37
Incremental Full Time Equivalent Positions	-	-	-	-	-	-

Class Estimate: 3

Strategic Priority Action Plan Theme: A Livable Safe Healthy Happy City

SPAP Action Item: 3.6 Increase funding to implement the Winnipeg Recreation Strategy

An indoor aquatic facility is planned as a future component of the South Winnipeg Recreation Campus (SWRC) in order to provide an integrated, multi-use, multi-generational regional recreation facility that meets the needs of growing communities in southwest Winnipeg. The SWRC is intended to serve a catchment area of four to six kilometers that will be home to more than 120,000 residents.

Funding in 2026 is for preliminary design to obtain a class 3 estimate for construction of the indoor aquatic addition which is planned to consist of lap and leisure pools along with affiliated mechanical/filtration systems, change rooms, administrative and program spaces, and site development. The current class 5 total estimated project cost is $58.5 million. The total estimated project cost will be refined and updated upon completion of the preliminary design and class 3 estimate.

Incremental operating costs cannot be estimated at this time and will be included when known.

The project is subject to leveraging other governmental or third party funding. Project construction will not proceed until a class 3 estimate is obtained and the project is fully funded.

Project Name: **Tyndall Park Community Centre - Gymnasium Expansion**

Standing Policy Committee: Community Services

Department: Community Services
Project: 0762500626

Service: Recreation
OurWinnipeg: Good Health and Well-Being

AUTHORIZATION	Previous Budgets	2026 Estimate	FORECAST 2027	2028	2029	2030	2031	Five-Year Forecast Total	Six-Year Total
Project Costs ($000's)	-	2,500	-	-	-	-	-	-	2,500
Financed by:									
External Debt		2,500						-	2,500

CASH FLOW	2026	2027	2028	2029	2030	2031	Beyond 2031	Total
Project Costs ($000's)	2,500	-		-	-	-	-	2,500
Financed by:								
External Debt	2,500							2,500

NET OPERATING IMPACT ($000's)	2026	2027	2028	2029	2030	2031
Operating costs						
Debt and finance charges	111	183	183	183	183	183
Transfer to General Capital Fund						
Total Direct Costs	111	183	183	183	183	183
Less: Incremental Revenue/Recovery	81					
Net Cost/(Benefit)	30	183	183	183	183	183
Incremental Full Time Equivalent Positions	-	-	-	-	-	-

Class Estimate: See table below

Strategic Priority Action Plan Theme: A Livable Safe Healthy Happy City

SPAP Action Item: 3.6 Increase funding to implement the Winnipeg Recreation Strategy

	2026	2027	2028	2029	2030	2031
Class Estimate	**3/5**					
Authorization ($000's)						
Preliminary Design	500					
Detailed Design & Construction	2,000					

Project construction will not proceed until a class 3 estimate is obtained and the project is fully funded.

In the 2016 Capital Budget, Council approved $100,000 for a feasibility study to explore the need, design options, and costs of a potential renovation and expansion of the Tyndall Park Community Centre to provide additional space to address the community centre's programming needs, expanded catchment area, and accessibility requirements. The feasibility study completed in 2019 recommended a facility addition consisting of a gymnasium and multi-purpose room. Public engagement completed in early 2020 confirmed support for the proposed concept.

The current class 5 total estimated project cost exceeds $10 million but the estimate requires updating due to substantial changes in market conditions and new regulatory requirements including the January 2024 adoption of the 2020 National Building Code.

Capital funding of $500,000 in 2026 will support preliminary design to obtain a class 3 estimate for the expansion and related site works. The remaining funding in 2026 is allocated for detailed design and construction but is subject to leveraging other governmental funding that would allow construction to proceed.

Tyndall Park Community Centre - Gymnasium Expansion (continued):

An incremental increase to the Universal Funding Formula operating grant will be required but cannot be estimated at this time. Additional funds will be included / requested when the design advances and operating costs can be determined.

The total estimated project cost will be refined and updated upon completion of the preliminary design and class 3 estimate. Additional funding will be required in future years to advance detailed design and construction of the facility. As noted above, construction of the project will not proceed until a class 3 estimate (or better) is obtained and the project is fully funded.

The expected life of recreation buildings is 50 years.

Project Name: **Roblin Park Community Centre - Covered Rink**

Standing Policy Committee: Community Services

Department: Community Services
Project: 0762500726

Service: Recreation
OurWinnipeg: Good Health and Well-Being

AUTHORIZATION	Previous Budgets	2026 Estimate	FORECAST 2027	2028	2029	2030	2031	Five-Year Forecast Total	Six-Year Total
Project Costs ($000's)	-	500	1,000	-	-	-	-	1,000	1,500
Financed by:									
Canada Community-Building Fund			800					800	800
External Debt		500	200					200	700

CASH FLOW	2026	2027	2028	2029	2030	2031	Beyond 2031	Total
Project Costs ($000's)	500	1,000	-	-	-	-	-	1,500
Financed by:								
Canada Community-Building Fund		800						800
External Debt	500	200						700

NET OPERATING IMPACT ($000's)	2026	2027	2028	2029	2030	2031
Operating costs						
Debt and finance charges	22	47	52	52	52	52
Transfer to General Capital Fund						
Total Direct Costs	22	47	52	52	52	52
Less: Incremental Revenue/Recovery	16	17				
Net Cost/(Benefit)	6	30	52	52	52	52
Incremental Full Time Equivalent Positions	-	-	-	-	-	-

Class Estimate: See table below

Strategic Priority Action Plan Theme: A Livable Safe Healthy Happy City

SPAP Action Item: 3.6 Increase funding to implement the Winnipeg Recreation Strategy

	2026	2027	2028	2029	2030	2031
Class Estimate	**5**	**5**				
Authorization ($000's)						
Detailed Design & Construction	500	1,000				

Project construction will not proceed until a class 3 estimate is obtained and the project is fully funded.

Funding in 2026 and 2027 totaling $1.5 million will support detailed design and construction of a new covered outdoor rink at Roblin Park Community Centre. Funds to undertake a study/preliminary design of the covered rink will be provided by the area Councilor.

The expected life of an outdoor rink is 25 years.

Project Name: **East of the Red Recreation Plex**

Standing Policy Committee: Community Services

Department: Community Services
Project: 0762500823

Service: Recreation
OurWinnipeg: Good Health and Well-Being

AUTHORIZATION	Previous Budgets	2026 Estimate	FORECAST 2027	2028	2029	2030	2031	Five-Year Forecast Total	Six-Year Total
Project Costs ($000's)	2,000	5,000	10,000	-	-	-	-	10,000	15,000
Financed by:									
Canada Community-Building Fund			2,106					2,106	2,106
Province of Manitoba Strategic Infrastructure Funding		2,597	4,100					4,100	6,697
External Debt		2,403	3,794					3,794	6,197

CASH FLOW	2026	2027	2028	2029	2030	2031	Beyond 2031	Total
Project Costs ($000's)	5,000	10,000	-	-	-	-	-	15,000
Financed by:								
Canada Community-Building Fund		2,106						2,106
Province of Manitoba Strategic Infrastructure Funding	2,597	4,100						6,697
External Debt	2,403	3,794						6,197

NET OPERATING IMPACT ($000's)	2026	2027	2028	2029	2030	2031
Operating costs						
Debt and finance charges	106	343	452	452	452	452
Transfer to General Capital Fund						
Total Direct Costs	106	343	452	452	452	452
Less: Incremental Revenue/Recovery	111	113				
Net Cost/(Benefit)	(5)	230	452	452	452	452
Incremental Full Time Equivalent Positions	-	-	-	-	-	-

Class Estimate: See table below

Strategic Priority Action Plan Theme: A Livable Safe Healthy Happy City

SPAP Action Item: 3.6 Increase funding to implement the Winnipeg Recreation Strategy

	2026	2027	2028	2029	2030	2031
Class Estimate	**5**	**5**				
Authorization ($000's)						
Detailed Design & Construction	5,000	10,000				

Project construction will not proceed until a class 3 estimate is obtained and the project is fully funded.

East of the Red Recreation Plex (continued):

The 2023 Capital Budget included $2 million to complete preliminary design and obtain a class 3 cost estimate for the project. Preliminary design and a public engagement process was completed in 2025. The East of the Red Recreation Plex (ERRP) is proposed as a City-owned-and-operated, regional, multi-use, multi-generational recreation facility. The facility consists of an aquatic facility, two gymnasiums, multi-purpose room and activity spaces, community kitchen, indoor track, movement studios, accessible change rooms and fitness space, all designed to be attached to the recently constructed Transcona Library located at 1 Transcona Boulevard. Additionally, through the preliminary design process, a child care centre (to be operated by a third-party provider) was also included in the design of the facility which will be advanced as a zero-carbon building.

The following next steps are preliminary and are subject to change and confirmation of sufficient funding:

2025 Q4 - Capital budget submission for detailed design and construction submitted for Council consideration, subject to the approval of a funding contribution agreement with other levels of government.

2026 Q4 - Capital project fully approved/funded. This step assumes a one-year process to negotiate a funding contribution agreement with other levels of government.

2027 Q1 - Detailed design services awarded/commence (approx.12 months duration)

2028 Q1 - Detailed design complete, class 1 cost estimate established

2028 Q2 - Construction contract tender

2028 Q3 - Construction contract award/start of work (approx. 24 months duration)

2030 Q3 - ERRP commissioning and facility opening

Capital funding in 2026 and 2027 provides initial funding toward the City's contribution for an infrastructure funding agreement that would allow detailed design and construction of the project to proceed.

The expected life of recreation buildings is 50 years.

Incremental operating costs cannot be estimated at this time and will be included when known.

The project is subject to leveraging other governmental or third party funding.

Project Name: **Freight House Outdoor Pool Redevelopment**

Standing Policy Committee: Community Services

Department: Community Services | Service: Recreation

Project: 0762500927 | OurWinnipeg: Social Equity

AUTHORIZATION	Previous Budgets	2026 Estimate	FORECAST 2027	2028	2029	2030	2031	Five-Year Forecast Total	Six-Year Total
Project Costs ($000's)	-	-	1,623	-	-	-	-	1,623	1,623
Financed by:									
Canada Community-Building Fund			1,202					1,202	1,202
External Debt			421					421	421

CASH FLOW	2026	2027	2028	2029	2030	2031	Beyond 2031	Total
Project Costs ($000's)	-	1,623	-	-	-	-	-	1,623
Financed by:								
Canada Community-Building Fund		1,202						1,202
External Debt		421						421

NET OPERATING IMPACT ($000's)	2026	2027	2028	2029	2030	2031
Operating costs						
Debt and finance charges		19	30	30	30	30
Transfer to General Capital Fund						
Total Direct Costs	-	19	30	30	30	30
Less: Incremental Revenue/Recovery		29				
Net Cost/(Benefit)	-	(10)	30	30	30	30
Incremental Full Time Equivalent Positions	-	-	-	-	-	-

Class Estimate: See table below

Strategic Priority Action Plan Theme: A Livable Safe Healthy Happy City

SPAP Action Item: 3.6 Increase funding to implement the Winnipeg Recreation Strategy

	2026	2027	2028	2029	2030	2031
Class Estimate		**3/5**				
Authorization ($000's)						
Preliminary Design		523				
Detailed Design & Construction		1,100				

Project construction will not proceed until the project is fully funded.

The cost of the project is currently estimated at a class 5 level as $9 million. Capital funding in the amount of $523,000 in 2027 is requested for the preliminary design of the outdoor pool to obtain a Class 3 cost estimate. The total estimated project cost will be refined and updated upon completion of the preliminary design and class 3 estimate. Additional funding will be required in future years to advance detailed design and construction of the facility.

Capital funding in 2027 also includes $1.1 million as initial funding toward the City's contribution for design and construction. However, project construction is subject to leveraging other governmental or third party funding. Construction will not proceed until the project is fully funded.

The existing outdoor pool at this site is in poor condition and lacks the capacity to adequately serve the needs of the community. The pool is located in a geographic area of higher poverty and it does not meet current accessibility standards nor provide adequate play value and amenities. The new pool will include contemporary pool features such as an accessible pool access ramp, slides, spray features, shaded seating areas, diving board(s), a new pool change/washroom and mechanical system building.

The expected life of an outdoor pool is 35 years.

Incremental operating costs cannot be estimated at this time and will be included when known.

Project Name: **Fort Rouge Leisure Centre and Osborne Library Redevelopment Study**

Standing Policy Committee: Community Services

Department: Community Services
Project: 0762500129

Service: Recreation
OurWinnipeg: Social Equity

AUTHORIZATION	Previous Budgets	2026 Estimate	FORECAST 2027	2028	2029	2030	2031	Five-Year Forecast Total	Six-Year Total
Project Costs ($000's)	-	-	-	-	250	-	-	250	250
Financed by:									
Cash to Capital					250			250	250

CASH FLOW	2026	2027	2028	2029	2030	2031	Beyond 2031	Total
Project Costs ($000's)	-	-	-	250	-	-	-	250
Financed by:								
Cash to Capital				250				250

NET OPERATING IMPACT ($000's)	2026	2027	2028	2029	2030	2031
Operating costs						
Debt and finance charges						
Transfer to General Capital Fund				250		
Total Direct Costs	-	-	-	250	-	-
Less: Incremental Revenue/Recovery				8		
Net Cost/(Benefit)	-	-	-	242	-	-
Incremental Full Time Equivalent Positions	-	-	-	-	-	-

Class Estimate: 3

Strategic Priority Action Plan Theme: A Livable Safe Healthy Happy City

SPAP Action Item: 3.6 Increase funding to implement the Winnipeg Recreation Strategy

Fort Rouge Leisure Centre and Osborne Library are part of a multi-use facility that also includes Sam Southern Arena. Located in a geographic area of higher poverty, the facility is well-used with high utilization rates and is an important community asset. However, the building has a number of functional limitations and accessibility challenges including the lack of elevator access to the second floor programming spaces. There is also a need to address safety and security concerns while ensuring the facility remains a welcoming community space.

The feasibility study will assess redevelopment opportunities for the building and surrounding site. Public engagement will be included as part of the planning process. The final study will include a preferred concept with a Class 4 cost estimate.

Project construction will not proceed until a class 3 estimate is obtained and the project is fully funded.

Project Name: **St. James Civic Centre Pool - Change Room Upgrades**

Standing Policy Committee: Community Services

Department: Community Services
Project: 0762500229

Service: Recreation
OurWinnipeg: Good Health and Well-Being

AUTHORIZATION	Previous Budgets	2026 Estimate	FORECAST 2027	2028	2029	2030	2031	Five-Year Forecast Total	Six-Year Total
Project Costs ($000's)	-	-	-	-	500	3,000	2,820	6,320	6,320
Financed by:									
Cash to Capital					500			500	500
Canada Community-Building Fund						2,385	2,820	5,205	5,205
External Debt						615		615	615

CASH FLOW	2026	2027	2028	2029	2030	2031	Beyond 2031	Total
Project Costs ($000's)	-	-	-	500	3,000	2,820	-	6,320
Financed by:								
Cash to Capital				500				500
Canada Community-Building Fund					2,385	2,820		5,205
External Debt					615			615

NET OPERATING IMPACT ($000's)	2026	2027	2028	2029	2030	2031
Operating costs						37
Debt and finance charges					27	45
Transfer to General Capital Fund				500		
Total Direct Costs	-	-	-	500	27	82
Less: Incremental Revenue/Recovery				16	50	35
Net Cost/(Benefit)	-	-	-	484	(23)	47
Incremental Full Time Equivalent Positions	-	-	-	-	-	-

Class Estimate: 3

Strategic Priority Action Plan Theme: A Livable Safe Healthy Happy City

SPAP Action Item: 3.6 Increase funding to implement the Winnipeg Recreation Strategy

St. James Civic Centre is over 50 years old and phased capital projects to renew and upgrade the facility have been occurring for the last few years. Capital investment is required to renovate the existing pool change rooms and to construct a universal change room addition attached to the west side of the St James Civic Centre. Concerns about the size and limited level of accessibility of the pool change rooms has been increasing. The current change room configuration does not have sufficient space to create universal change rooms so an addition is required.

Preliminary design of the addition has already been completed. Detailed design will begin in 2029 with construction estimated to start in 2031.

Net operating impacts include an additional $37,000, beginning in 2031, to support the increased operating costs for utilities, cleaning, and other accommodation costs.

Project construction will not proceed until the project is fully funded.

The expected life of recreation buildings is 50 years.

Project Name: **Fort Garry Lions Outdoor Pool Redevelopment Feasibility Study**

Standing Policy Committee: Community Services

Department: Community Services
Project: 0762500130

Service: Recreation
OurWinnipeg: Good Health and Well-Being

AUTHORIZATION	Previous Budgets	2026 Estimate	FORECAST 2027	2028	2029	2030	2031	Five-Year Forecast Total	Six-Year Total
Project Costs ($000's)	-	-	-	-	-	200	-	200	200
Financed by:									
Cash to Capital						200		200	200

CASH FLOW	2026	2027	2028	2029	2030	2031	Beyond 2031	Total
Project Costs ($000's)	-	-	-	-	200	-	-	200
Financed by:								
Cash to Capital					200			200

NET OPERATING IMPACT ($000's)	2026	2027	2028	2029	2030	2031
Operating costs						
Debt and finance charges						
Transfer to General Capital Fund					200	
Total Direct Costs	-	-	-	-	200	-
Less: Incremental Revenue/Recovery					7	
Net Cost/(Benefit)	-	-	-	-	193	-
Incremental Full Time Equivalent Positions	-	-	-	-	-	-

Class Estimate: 3

Strategic Priority Action Plan Theme: A Livable Safe Healthy Happy City

SPAP Action Item: 3.6 Increase funding to implement the Winnipeg Recreation Strategy

Fort Garry Lions Outdoor Pool is located at the intersection of Pembina Highway and McGillivray Blvd. It is the most southern outdoor pool owned by the City. It provides outdoor aquatic opportunities to residents living in nearby neighbourhoods including areas of higher poverty along Pembina Highway. Originally constructed in 1960, the pool is reaching the end of it's useful life and in poor condition with limited accessibility.

Funding in 2030 will support a feasibility study and Class 4 cost estimate for the redevelopment of the outdoor pool, wading pool, and supporting site amenities. The feasibility study will look at options to redevelop the pool and site to create a larger destination pool that is fully accessible and increases the play and leisure value for all ages.

Project construction will not proceed until the project is fully funded.

Project Name: **Freight House Recreation Centre Feasibility Study**

Standing Policy Committee: Community Services

Department: Community Services
Project: 0762500230

Service: Recreation
OurWinnipeg: Social Equity

AUTHORIZATION	Previous Budgets	2026 Estimate	FORECAST 2027	2028	2029	2030	2031	Five-Year Forecast Total	Six-Year Total
Project Costs ($000's)	-	-	-	-	-	350	-	350	350
Financed by:									
Cash to Capital						350		350	350

CASH FLOW	2026	2027	2028	2029	2030	2031	Beyond 2031	Total
Project Costs ($000's)	-	-	-	-	350	-	-	350
Financed by:								
Cash to Capital					350			350

NET OPERATING IMPACT ($000's)	2026	2027	2028	2029	2030	2031
Operating costs						
Debt and finance charges						
Transfer to General Capital Fund					350	
Total Direct Costs	-	-	-	-	350	-
Less: Incremental Revenue/Recovery					11	
Net Cost/(Benefit)	-	-	-	-	339	-
Incremental Full Time Equivalent Positions	-	-	-	-	-	-

Class Estimate: 3

Strategic Priority Action Plan Theme: A Livable Safe Healthy Happy City

SPAP Action Item: 3.6 Increase funding to implement the Winnipeg Recreation Strategy

Located in an area of higher poverty, the Freight House Recreation Centre building was built in 1903, is in very poor condition and is oddly configured, with many different stakeholders and programs segmented throughout the building. The feasibility study will help determine the current condition of the facility and potential options for reconfiguring and/or redeveloping on the site. The study will include engaging with stakeholders and the public to determine a collective vision for the building and site that will better serve the community now and in the future. Future operating and capital requirements at a Class 4 level will be determined through the options analysis of the feasibility study.

Project construction will not proceed until the project is fully funded.

Project Name: **Pan Am Pool Redevelopment Study**

Standing Policy Committee: Community Services

Department: Community Services
Project: 0762500330

Service: Recreation
OurWinnipeg: Good Health and Well-Being

AUTHORIZATION	Previous Budgets	2026 Estimate	FORECAST 2027	2028	2029	2030	2031	Five-Year Forecast Total	Six-Year Total
Project Costs ($000's)	-	-	-	-	-	500	-	500	500
Financed by:									
Cash to Capital						500		500	500

CASH FLOW	2026	2027	2028	2029	2030	2031	Beyond 2031	Total
Project Costs ($000's)	-	-	-	-	500	-	-	500
Financed by:								
Cash to Capital					500			500

NET OPERATING IMPACT ($000's)	2026	2027	2028	2029	2030	2031
Operating costs						
Debt and finance charges						
Transfer to General Capital Fund					500	
Total Direct Costs	-	-	-	-	500	-
Less: Incremental Revenue/Recovery					16	
Net Cost/(Benefit)	-	-	-	-	484	-
Incremental Full Time Equivalent Positions	-	-	-	-	-	-

Class Estimate: 3

Strategic Priority Action Plan Theme: A Livable Safe Healthy Happy City

SPAP Action Item: 3.6 Increase funding to implement the Winnipeg Recreation Strategy

Pan Am Pool is a major competitive aquatic sports venue that supports international, national, and provincial competitive events. It attracts residents from across Winnipeg due to it's unique and specialized amenities. However, the facility is more than 50 years old, struggles to meet usage demands, is becoming increasingly obsolete and unable to meet the service requirements. Many of it's building components are also reaching end-of-life. Further study and lifecycle analysis is needed to determine the most cost-effective approach to maintain this city-wide service while minimizing risk.

The redevelopment study will involve working with interested stakeholder organizations to explore options for the redevelopment or replacement of Pan Am Pool including the potential of different partnership arrangements. The project will assess the limitations and opportunities of the current location and facility to develop a feasibility assessment and business case for the redevelopment or replacement of Pan Am Pool that considers current and future service needs, facility lifecycle needs, different development approaches, alternate locations, possible operating models and costs, along with Class 5 estimates of capital costs and financing opportunities.

Project construction will not proceed until the project is fully funded.

Project Name: **Community Centre Renovation Grant Program**

Standing Policy Committee: Community Services

Department: Community Services
Project: 6252000126

Service: Recreation
OurWinnipeg: Good Health and Well-Being

AUTHORIZATION	Previous Budgets	2026 Estimate	FORECAST 2027	2028	2029	2030	2031	Five-Year Forecast Total	Six-Year Total
Project Costs ($000's)	N/A*	2,000	2,000	2,000	2,000	2,000	2,000	10,000	12,000
Financed by:									
Land Operating Reserve		965	965	965	965	965	965	4,825	5,790
External Debt		1,035	1,035	1,035	1,035	1,035	1,035	5,175	6,210

CASH FLOW	2026	2027	2028	2029	2030	2031	Beyond 2031	Total
Project Costs ($000's)	2,000	2,000	2,000	2,000	2,000	2,000	-	12,000
Financed by:								
Land Operating Reserve	965	965	965	965	965	965		5,790
External Debt	1,035	1,035	1,035	1,035	1,035	1,035		6,210

NET OPERATING IMPACT ($000's)	2026	2027	2028	2029	2030	2031
Operating costs						
Debt and finance charges	45	120	195	270	345	420
Transfer to General Capital Fund						
Total Direct Costs	45	120	195	270	345	420
Less: Incremental Revenue/Recovery						
Net Cost/(Benefit)	45	120	195	270	345	420
Incremental Full Time Equivalent Positions	-	-	-	-	-	-

Class Estimate: Not applicable

Strategic Priority Action Plan Theme: A Livable Safe Healthy Happy City

SPAP Action Item: 3.6 Increase funding to implement the Winnipeg Recreation Strategy

The Community Centre Renovation Grant Program (CCRGP), approved in February 2012, is to provide up to $2.00 million in dedicated funding to renovation projects for City-owned, board-run community centres in order to maintain and/or improve community centre infrastructure. The program is open to all General Council of Winnipeg Community Centres (GCWCC) in Winnipeg, is subject to an application process and project evaluation completed by a joint committee of GCWCC and the City, with maximum City contributions to each project of $100,000 per project, subject to the grant program criteria.

Annually, up to $965,000 is funded by the Land Operating Reserve. Transfers from the Land Operating Reserve (not to exceed $1.2 million in aggregate) to the General Revenue Fund ($235,000 for GCWCC programming grant) and General Capital Fund ($965,000 for this CCRGP) are to be equal to 15% of the aggregate of gross land sales and the City's proportionate share of land sales derived from government business partnerships for the fiscal year two years prior to the budget year under consideration (e.g. transfer amounts for the 2024 budget year are based on 15% of the aggregate of actual gross land sales and the City's proportionate share of land sales derived from government business partnerships from 2022).

If actual gross land sales and the City's proportionate share of land sales derived from government business partnerships are less than the amount to achieve the maximum $1.2 million aggregate amount (i.e. $235,000 programming grant + $965,000 for the CCRGP) for this program, the transfer to the General Revenue Fund of up to $235,000 is made first with the residual balance, if any, transferred to the General Capital Fund for the CCRGP.

The program includes one temporary full-time equivalent position in the Community Services department to help coordinate and advance the CCRGP projects and is recovered through the program.

The expected life of recreation buildings is 50 years.

As this is a capital grant program, it is exempt from interest and administrative overhead capital charges.

* N/A - No amounts have been included in the "Previous Budgets" due to this commitment's on-going nature.

Project Name: **Community Incentive Grant Program**

Standing Policy Committee: Community Services

Department: Community Services
Project: 6251000126

Service: Community Support Service
OurWinnipeg: Good Health and Well-Being

AUTHORIZATION	Previous Budgets	2026 Estimate	FORECAST 2027	2028	2029	2030	2031	Five-Year Forecast Total	Six-Year Total
Project Costs ($000's)	N/A *	1,126	1,137	1,122	1,154	1,189	1,225	5,826	6,953
Financed by:									
External Debt		1,126	1,137	1,122	1,154	1,189	1,225	5,826	6,953

CASH FLOW	2026	2027	2028	2029	2030	2031	Beyond 2031	Total
Project Costs ($000's)	1,126	1,137	1,122	1,154	1,189	1,225	-	6,953
Financed by:								
External Debt	1,126	1,137	1,122	1,154	1,189	1,225		6,953

NET OPERATING IMPACT ($000's)	2026	2027	2028	2029	2030	2031
Operating costs						
Debt and finance charges	50	132	215	298	385	472
Transfer to General Capital Fund						
Total Direct Costs	50	132	215	298	385	472
Less: Incremental Revenue/Recovery						
Net Cost/(Benefit)	50	132	215	298	385	472
Incremental Full Time Equivalent Positions	-	-	-	-	-	-

Class Estimate: Not applicable

Strategic Priority Action Plan Theme: A Livable Safe Healthy Happy City

SPAP Action Item: 3.7 Restore the community incentive grant program

The Community Incentive Grant Program (CIGP), established by Council on March 6, 1985, was designed to encourage non-profit community recreation and sport organizations to undertake capital projects which would result in long-term benefits to the community at large in terms of improved service and facilities.

Community Committees are the delegated authority to allocate CIGP funding.

The total funding is allocated equally to each Community Committee/ward, net of operating expenses for one permanent full-time equivalent position that is required to coordinate, administer, and support new and existing projects in the program.

In 2027, a maximum total of $51,000 is available for the St. Boniface Ward due to $23,000 being realigned to the St. Boniface Outdoor Aquatic Facility project. The remaining CIGP budget in 2027 will be allocated equally to the remaining 14 wards.

The 2028 to 2031 allocation for the St. Boniface Ward has been realigned to the St. Boniface Outdoor Aquatic Facility project. The CIGP budget in years 2028 to 2031 will be allocated equally to the remaining 14 wards.

As this is a capital grant program, it is exempt from interest and administrative overhead capital charges.

* N/A - No amounts have been included in the "Previous Budgets" due to this commitment's on-going nature.

WINNIPEG POLICE SERVICE - GENERAL CAPITAL FUND

Project Name: **East District Police Station**

Board: Winnipeg Police Board

Department: Winnipeg Police Service
Project: 0731002826

Service: Police Services
OurWinnipeg: Good Health and Well-Being

AUTHORIZATION	Previous Budgets	2026 Estimate	FORECAST 2027	2028	2029	2030	2031	Five-Year Forecast Total	Six-Year Total
Project Costs ($000's)	-	-	-	-	-	-	-	-	-
Financed by:									
Cash to Capital		1,155	1,155	1,188	1,254	1,254	1,254	6,105	7,260
Public Private Partnership Lease Payments		(1,155)	(1,155)	(1,188)	(1,254)	(1,254)	(1,254)	(6,105)	(7,260)

CASH FLOW	2026	2027	2028	2029	2030	2031	Beyond 2031	Total
Project Costs ($000's)	-	-	-	-	-	-	-	-
Financed by:								
Cash to Capital	1,155	1,155	1,188	1,254	1,254	1,254	8,690	15,950
Public Private Partnership Lease Payments	(1,155)	(1,155)	(1,188)	(1,254)	(1,254)	(1,254)	(8,690)	(15,950)

NET OPERATING IMPACT ($000's)	2026	2027	2028	2029	2030	2031
Operating costs						
Debt and finance charges						
Transfer to General Capital Fund	1,155	1,155	1,188	1,254	1,254	1,254
Total Direct Costs	1,155	1,155	1,188	1,254	1,254	1,254
Less: Incremental Revenue/Recovery						
Net Cost/(Benefit)	1,155	1,155	1,188	1,254	1,254	1,254
Incremental Full Time Equivalent Positions	-	-	-	-	-	-

Class Estimate: Not applicable

Strategic Priority Action Plan Theme: None

On July 18, 2007, Council approved the award of a public private partnership (P3) contract for the development and operation of the East District Police Station based on a 30-year lease term. Occupancy date was in September 2008.

The above annual cash flow estimates include the authorization for the lease payments to be incurred and charged to the project in the General Capital Fund. They include technical maintenance, but not utility and other operating maintenance expenses.

As financing and administration costs are implicit in the lease payments, this capital project is exempt from the administration and short-term financing charge.

On March 22, 2016, Council authorized a first charge of up to 30% of the annual lease payments prior to the adoption of the annual capital budget, in the event the capital budget is adopted after December 31, in order to facilitate payments on the P3 contract.

In accordance with Bylaw 8164/2002, where the City's capital budget has not been adopted before January 1 of the year to which the budget is applicable, the Chief Administrative Officer is authorized, before the adoption of the capital budget, to approve expenditures not exceeding 30% of the amount the City of Winnipeg is contractually obligated to pay annually in respect of Public-Private Partnerships, as a first charge against the General Capital Fund.

Project Name: **East District Police Station Leasehold Improvements**

Standing Policy Committee: Winnipeg Police Board

Department: Winnipeg Police Service
Project: 0722004029

Service: Police Services
OurWinnipeg: Good Health and Well-Being

AUTHORIZATION	Previous Budgets	2026 Estimate	FORECAST 2027	2028	2029	2030	2031	Five-Year Forecast Total	Six-Year Total
Project Costs ($000's)	-	-	-	-	825	-	-	825	825
Financed by:									
Public Private Partnership					825			825	825

CASH FLOW	2026	2027	2028	2029	2030	2031	Beyond 2031	Total
Project Costs ($000's)	-	-	-	825	-	-	-	825
Financed by:								
Public Private Partnership				825				825

NET OPERATING IMPACT ($000's)	2026	2027	2028	2029	2030	2031
Operating costs						
Debt and finance charges						
Transfer to General Capital Fund						
Total Direct Costs	-	-	-	-	-	-
Less: Incremental Revenue/Recovery				10		
Net Cost/(Benefit)	-	-	-	(10)	-	-
Incremental Full Time Equivalent Positions	-	-	-	-	-	-

Class Estimate: 5

Strategic Priority Action Plan Theme: None

Project list and timing is subject to change due to operational requirements and unexpected urgent needs.

The terms of the lease agreement between the City of Winnipeg and Huntingdon Real Estate Investment Trust ("HREIT") for the development and operation of the East District Police Station included a leasehold improvement allowance of $825,000 to be provided in years seven (7), fourteen (14) and twenty-one (21) of the initial lease term. The commencement date of the lease agreement was September 15, 2008, and, as such, the first leasehold improvement allowance was due and payable during the one-year period from September 15, 2015.

In 2014, HREIT was acquired by Slate Management Corporation ("Slate") and, in accordance with the terms of the lease agreement, Slate remitted to the City in 2015/16 an $825,000 leasehold improvement allowance, the first of three. In September 2022, Slate remitted the second $825,000 leasehold improvement allowance, which is the financing source for this capital program budget. The Municipal Accommodations Division (Assets and Project Management Department), in close consultation with the Winnipeg Police Service, is responsible for delivery of the leasehold improvements work.

The work to which this funding will be allocated is prioritized according the results of the building's condition assessment by Municipal Accommodations and Winnipeg Police Service staff. Note that the allowance is restricted to leasehold improvements as defined in the lease. Monies cannot be directed towards structural or infrastructure items, which fall under the landlord's responsibility.

Project Name: **Public Safety Communication System Equipment Program**

Standing Policy Committee: Winnipeg Police Board

Department: Winnipeg Police Service
Project: 2236000130

Service: Police Services
OurWinnipeg: Good Health and Well-Being

AUTHORIZATION	Previous Budgets	2026 Estimate	FORECAST 2027	2028	2029	2030	2031	Five-Year Forecast Total	Six-Year Total
Project Costs ($000's)	N/A *	-	-	-	-	2,494	-	2,494	2,494
Financed by:									
Cash to Capital						2,494		2,494	2,494

CASH FLOW	2026	2027	2028	2029	2030	2031	Beyond 2031	Total
Project Costs ($000's)	-	-	-	-	2,494	-	-	2,494
Financed by:								
Cash to Capital					2,494			2,494

NET OPERATING IMPACT ($000's)	2026	2027	2028	2029	2030	2031
Operating costs						
Debt and finance charges						
Transfer to General Capital Fund					2,494	
Total Direct Costs	-	-	-	-	2,494	-
Less: Incremental Revenue/Recovery					81	
Net Cost/(Benefit)	-	-	-	-	2,413	-
Incremental Full Time Equivalent Positions	-	-	-	-	-	-

Class Estimate: See table below

Strategic Priority Action Plan Theme: None

Project description (in priority order)	Service	2026 Class Est	2026	2027	2028	2029	2030	2031	Total
Public safety communication system radio renewal	Police Services						2,494		2,494
Total			**-**	**-**	**-**	**-**	**2,494**	**-**	**2,494**

Project list and timing is subject to change due to operational requirements and unexpected urgent needs.

Information received from the members of the public calling 9-1-1 is communicated to field responders (police, fire, and paramedic) via the City of Winnipeg's radio system. For this reason, the City of Winnipeg Public Safety services (WPS and Winnipeg Fire Paramedic Service (WFPS)) rely on P25 compliant radios to provide a mission-critical link between members in the field and 9-1-1 Communication Centre for real-time exchange of information and effective coordination of emergency response. The P25 system and equipment are required to maintain the safety of the residents of the City of Winnipeg. In addition, the P25 radios provide officer safety protection and are relied upon in all manner of events, including dangerous and violent incidents.

This program supports hardware renewals including the radios, mobiles, consoles, consolettes and infrastructure.

* N/A - No amounts have been included in the "Previous Budgets" due to this program's on-going nature.

Project Name: **Public Safety Answering Point Equipment Program**

Standing Policy Committee: Winnipeg Police Board

Department: Winnipeg Police Service
Project: 2236000126

Service: Police Services
OurWinnipeg: Good Health and Well-Being

AUTHORIZATION	Previous Budgets	2026 Estimate	FORECAST 2027	2028	2029	2030	2031	Five-Year Forecast Total	Six-Year Total
Project Costs ($000's)	N/A *	1,966	3,731	2,280	-	-	3,521	9,532	11,498
Financed by:									
Cash to Capital				2,280			3,521	5,801	5,801
External Debt		1,966	3,731					3,731	5,697

CASH FLOW	2026	2027	2028	2029	2030	2031	Beyond 2031	Total
Project Costs ($000's)	1,966	3,731	2,280	-	-	3,521	-	11,498
Financed by:								
Cash to Capital			2,280			3,521		5,801
External Debt	1,966	3,731						5,697

NET OPERATING IMPACT ($000's)	2026	2027	2028	2029	2030	2031
Operating costs						
Debt and finance charges	225	890	1,338	1,338	1,338	1,062
Transfer to General Capital Fund			2,280			3,521
Total Direct Costs	225	890	3,618	1,338	1,338	4,583
Less: Incremental Revenue/Recovery	64	121	74			114
Net Cost/(Benefit)	161	769	3,544	1,338	1,338	4,469
Incremental Full Time Equivalent Positions	-	-	-	-	-	-

Class Estimate: See table below

Strategic Priority Action Plan Theme: None

Project description (in priority order)	Service	2026 Class Est	2026	2027	2028	2029	2030	2031	Total
Computer Aided Dispatch	Police Services				1,017			600	1,617
Media logger	Police Services			1,736					1,736
911 hardware renewal	Police Services			309					309
911 software	Police Services	3	1,966	571				2,921	5,458
911 data management analytics	Police Services			567					567
Workstations	Police Services			548	1,263				1,811
Total			**1,966**	**3,731**	**2,280**	**-**	**-**	**3,521**	**11,498**

Project list and timing is subject to change due to operational requirements and unexpected urgent needs.

Public Safety Answering Point Equipment Program (continued):

This program is directly related to the Federal regulations governing Public Safety Answering Point (PSAP) providers.

The purpose of this program is to:

• Maintain and update operating systems, providing sufficient and robust functionality and security for the 9-1-1 system.

• Support cybersecurity best practices in a 9-1-1 communications centre settings.

• Allow for call handling system upgrades as they become available.

• Implement functionality on the call handling platform, including additional data flows from multimedia sources.

The goal is to provide the city's residents with a more effective emergency response that can scale and match their dynamic set of needs for years to come by:

• Reducing Emergency Responder arrival times to events – due to better situational awareness of events going on within the city

• Improving response times for non-emergency calls.

With the adoption of the 2026 capital budget, Council authorizes a first charge of up to $571,000 in 2026 or prior to the adoption of the 2027 capital budget to facilitate the timely delivery of the 911 Software Renewal.

* N/A - No amounts have been included in the "Previous Budgets" due to this program's on-going nature.

Project Name: **Information and Technology Infrastructure Program**

Standing Policy Committee: Winnipeg Police Board

Department: Winnipeg Police Service
Project: 2237000126

Service: Police Services
OurWinnipeg: Good Health and Well-Being

AUTHORIZATION	Previous Budgets	2026 Estimate	FORECAST 2027	2028	2029	2030	2031	Five-Year Forecast Total	Six-Year Total
Project Costs ($000's)	N/A *	3,666	-	-	5,321	1,300	4,250	10,871	14,537
Financed by:									
Cash to Capital					1,608	1,300	4,250	7,158	7,158
Province of Manitoba Strategic Infrastructure Funding		2,500						-	2,500
External Debt		1,166			3,713			3,713	4,879

CASH FLOW	2026	2027	2028	2029	2030	2031	Beyond 2031	Total
Project Costs ($000's)	3,666	-	-	5,321	1,300	4,250	-	14,537
Financed by:								
Cash to Capital				1,608	1,300	4,250		7,158
Province of Manitoba Strategic Infrastructure Funding	2,500							2,500
External Debt	1,166			3,713				4,879

NET OPERATING IMPACT ($000's)	2026	2027	2028	2029	2030	2031
Operating costs						
Debt and finance charges	134	272	272	701	1,147	983
Transfer to General Capital Fund				1,608	1,300	4,250
Total Direct Costs	134	272	272	2,309	2,447	5,233
Less: Incremental Revenue/Recovery	69			173	42	138
Net Cost/(Benefit)	65	272	272	2,136	2,405	5,095
Incremental Full Time Equivalent Positions	-	-	-	-	-	-

Class Estimate: See table below

Strategic Priority Action Plan Theme: None

Project description (in priority order)	Service	2026 Class Est	2026	2027	2028	2029	2030	2031	Total
Technology upgrades - information systems	Police Services					2,888			2,888
Police Headquarters information systems upgrades	Police Services	3	3,666					4,250	7,916
Digital Evidence Management System	Police Services					2,433	1,300		3,733
Total			**3,666**	**-**	**-**	**5,321**	**1,300**	**4,250**	**14,537**

Project list and timing is subject to change due to operational requirements and unexpected urgent needs.

Technological changes in information systems require upgrades and evergreening to replace time expired equipment.

This program will maintain current levels of service by replacing time expired centralized information and technology infrastructure systems. Systems include core switches, firewalls, network storage and business continuity infrastructure. Components are evergreened on a five-year cycle.

* N/A - No amounts have been included in the "Previous Budgets" due to this program's on-going nature.

Project Name: **Information and Technology Mobile Program**

Standing Policy Committee: Winnipeg Police Board

Department: Winnipeg Police Service
Project: 2237000126

Service: Police Services
OurWinnipeg: Good Health and Well-Being

AUTHORIZATION	Previous Budgets	2026 Estimate	FORECAST 2027	2028	2029	2030	2031	Five-Year Forecast Total	Six-Year Total
Project Costs ($000's)	N/A *	723	-	-	437	3,761	800	4,998	5,721
Financed by:									
Cash to Capital					437	3,761	800	4,998	4,998
External Debt		723						-	723

CASH FLOW	2026	2027	2028	2029	2030	2031	Beyond 2031	Total
Project Costs ($000's)	723	-	-	437	3,761	800	-	5,721
Financed by:								
Cash to Capital				437	3,761	800		4,998
External Debt	723							723

NET OPERATING IMPACT ($000's)	2026	2027	2028	2029	2030	2031
Operating costs						
Debt and finance charges	83	169	169	169	169	67
Transfer to General Capital Fund				437	3,761	800
Total Direct Costs	83	169	169	606	3,930	867
Less: Incremental Revenue/Recovery	23			14	122	26
Net Cost/(Benefit)	60	169	169	592	3,808	841
Incremental Full Time Equivalent Positions	-	-	-	-	-	-

Class Estimate: See table below

Strategic Priority Action Plan Theme: None

Project description (in priority order)	Service	2026 Class Est	2026	2027	2028	2029	2030	2031	Total
E-Ticketing hardware	Police Services					437			437
In-car computing	Police Services	3	723				3,761	800	5,284
Total			**723**	**-**	**-**	**437**	**3,761**	**800**	**5,721**

Project list and timing is subject to change due to operational requirements and unexpected urgent needs.

The Information and Technology Mobile Program will evergreen time expired information and technology hardware/software systems that support service members in the field. Mobile computing technology requires evergreening every 5 years due to harsh operating environments.

* N/A - No amounts have been included in the "Previous Budgets" due to this program's on-going nature.

Project Name: **Technical Surveillance Program**

Standing Policy Committee: Winnipeg Police Board

Department: Winnipeg Police Service
Project: 2242000126

Service: Police Services
OurWinnipeg: Good Health and Well-Being

AUTHORIZATION	Previous Budgets	2026 Estimate	FORECAST 2027	2028	2029	2030	2031	Five-Year Forecast Total	Six-Year Total
Project Costs ($000's)	N/A *	1,672	-	525	460	-	-	985	2,657
Financed by:									
Cash to Capital				525	460			985	985
External Debt		1,672						-	1,672

CASH FLOW	2026	2027	2028	2029	2030	2031	Beyond 2031	Total
Project Costs ($000's)	1,672	-	525	460	-	-	-	2,657
Financed by:								
Cash to Capital			525	460				985
External Debt	1,672							1,672

NET OPERATING IMPACT ($000's)	2026	2027	2028	2029	2030	2031
Operating costs						
Debt and finance charges	192	391	391	391	391	156
Transfer to General Capital Fund			525	460		
Total Direct Costs	192	391	916	851	391	156
Less: Incremental Revenue/Recovery	54		17	15		
Net Cost/(Benefit)	138	391	899	836	391	156
Incremental Full Time Equivalent Positions	-	-	-	-	-	-

Class Estimate: See table below

Strategic Priority Action Plan Theme: None

Project description (in priority order)	Service	2026 Class Est	2026	2027	2028	2029	2030	2031	Total
Cellular intelligence system	Police Services	3	1,672						1,672
Technical surveillance systems	Police Services				525				525
Technological crime infrastructure	Police Services					460			460
Total			**1,672**	**-**	**525**	**460**	**-**	**-**	**2,657**

Project list and timing is subject to change due to operational requirements and unexpected urgent needs.

This evergreening initiative is to upgrade and replace specialty information system equipment used in support of technological criminal investigations on a five-year cycle. This equipment will support directed, focused, gathering of information to support criminal investigations within the Winnipeg Police Service and in partnership with other outside agencies.

* N/A - No amounts have been included in the "Previous Budgets" due to this program's on-going nature.

Project Name: **Facility Adaptation Program**

Standing Policy Committee: Winnipeg Police Board

Department: Winnipeg Police Service
Project: 2230000127

Service: Police Services
OurWinnipeg: Good Health and Well-Being

AUTHORIZATION	Previous Budgets	2026 Estimate	FORECAST 2027	2028	2029	2030	2031	Five-Year Forecast Total	Six-Year Total
Project Costs ($000's)	N/A *	-	276	3,474	1,200	948	-	5,898	5,898
Financed by:									
Cash to Capital				3,474	1,200	948		5,622	5,622
External Debt			276					276	276

CASH FLOW	2026	2027	2028	2029	2030	2031	Beyond 2031	Total
Project Costs ($000's)	-	276	3,474	1,200	948	-	-	5,898
Financed by:								
Cash to Capital			3,474	1,200	948			5,622
External Debt		276						276

NET OPERATING IMPACT ($000's)	2026	2027	2028	2029	2030	2031
Operating costs						
Debt and finance charges		32	65	65	65	65
Transfer to General Capital Fund			3,474	1,200	348	
Total Direct Costs	-	32	3,539	1,265	413	65
Less: Incremental Revenue/Recovery		9	113	39	31	
Net Cost/(Benefit)	-	23	3,426	1,226	382	65
Incremental Full Time Equivalent Positions	-	-	-	-	-	-

Class Estimate: See table below

Strategic Priority Action Plan Theme: None

Project description (in priority order)	Service	2026 Class Est	2026	2027	2028	2029	2030	2031	Total
Training Facility Campus - feasibility study	Police Services			276					276
Officer training facility renovations	Police Services				2,154	1,200	948		3,354
Police vehicle operations facility	Police Services								948
911 software	Police Services				1,000				1,000
Bomb Unit building - envelope	Police Services				320				320
Total			**-**	**276**	**3,474**	**1,200**	**948**	**-**	**5,898**

Project list and timing is subject to change due to operational requirements and unexpected urgent needs.

Facility modifications are required to address changes in service delivery to respond to new emerging crime trends. This program supports the renovation of Winnipeg Police Service facilities to make them fit for policing program requirements.

* N/A - No amounts have been included in the "Previous Budgets" due to this program's on-going nature.

Project Name: **Building Security System Evergreening**

Standing Policy Committee: Winnipeg Police Board

Department: Winnipeg Police Service
Project: 223000128

Service: Police Services
OurWinnipeg: Good Health and Well-Being

AUTHORIZATION	Previous Budgets	2026 Estimate	FORECAST 2027	2028	2029	2030	2031	Five-Year Forecast Total	Six-Year Total
Project Costs ($000's)	N/A *	-	-	228	478	-	338	1,044	1,044
Financed by:									
Cash to Capital				228	478		338	1,044	1,044

CASH FLOW	2026	2027	2028	2029	2030	2031	Beyond 2031	Total
Project Costs ($000's)	-	-	228	478	-	338	-	1,044
Financed by:								
Cash to Capital			228	478		338		1,044

NET OPERATING IMPACT ($000's)	2026	2027	2028	2029	2030	2031
Operating costs						
Debt and finance charges						
Transfer to General Capital Fund			228	478		338
Total Direct Costs	-	-	228	478	-	338
Less: Incremental Revenue/Recovery			7	16		11
Net Cost/(Benefit)	-	-	221	462	-	327
Incremental Full Time Equivalent Positions	-	-	-	-	-	-

Class Estimate: See table below

Strategic Priority Action Plan Theme: None

Project description (in priority order)	Service	2026 Class Est	2026	2027	2028	2029	2030	2031	Total
To be determined	Police Services				228	478		338	1,044
Total					**228**	**478**		**338**	**1,044**

Project list and timing is subject to change due to operational requirements and unexpected urgent needs.

Evergreening project to replace equipment supporting facility security systems, to ensure that the building security information technology hardware and software are stable, current, and run without failure. Systems include card access, video management system, key management, intercom and paging system hardware for all Winnipeg Police Service facilities.

* N/A - No amounts have been included in the "Previous Budgets" due to this program's on-going nature.

Project Name: **Bomb Unit - Robot**

Standing Policy Committee: Winnipeg Police Board

Department: Winnipeg Police Service
Project: 2250000128

Service: Police Services
OurWinnipeg: Good Health and Well-Being

AUTHORIZATION	Previous Budgets	2026 Estimate	FORECAST 2027	2028	2029	2030	2031	Five-Year Forecast Total	Six-Year Total
Project Costs ($000's)	-	-	-	330	-	-	-	330	330
Financed by:									
Cash to Capital				330				330	330

CASH FLOW	2026	2027	2028	2029	2030	2031	Beyond 2031	Total
Project Costs ($000's)	-	-	330	-	-	-	-	330
Financed by:								
Cash to Capital			330					330

NET OPERATING IMPACT ($000's)	2026	2027	2028	2029	2030	2031
Operating costs						
Debt and finance charges						
Transfer to General Capital Fund			330			
Total Direct Costs	-	-	330	-	-	-
Less: Incremental Revenue/Recovery			11			
Net Cost/(Benefit)	-	-	319	-	-	-
Incremental Full Time Equivalent Positions	-	-	-	-	-	-

Class Estimate: 4

Strategic Priority Action Plan Theme: None

The Bomb Unit robot allows for the safe, remote inspection and examination of suspected explosive devices. The current equipment will reach the end of its useful life in 2028 and will need to be replaced.

Project Name: **Training Facility - Site Security**

Standing Policy Committee: Winnipeg Police Board

Department: Winnipeg Police Service
Project: 2230000128

Service: Police Services
OurWinnipeg: Good Health and Well-Being

AUTHORIZATION	Previous Budgets	2026 Estimate	FORECAST 2027	2028	2029	2030	2031	Five-Year Forecast Total	Six-Year Total
Project Costs ($000's)	-	-	-	200	-	-	-	200	200
Financed by:									
Cash to Capital				200				200	200

CASH FLOW	2026	2027	2028	2029	2030	2031	Beyond 2031	Total
Project Costs ($000's)	-	-	200	-	-	-	-	200
Financed by:								
Cash to Capital			200					200

NET OPERATING IMPACT ($000's)	2026	2027	2028	2029	2030	2031
Operating costs						
Debt and finance charges						
Transfer to General Capital Fund			200			
Total Direct Costs	-	-	200	-	-	-
Less: Incremental Revenue/Recovery			7			
Net Cost/(Benefit)	-	-	193	-	-	-
Incremental Full Time Equivalent Positions	-	-	-	-	-	-

Class Estimate: 5

Strategic Priority Action Plan Theme: None

The training facility requires site security hardware renewals.

Project Name: **Automated Fingerprint Identification System**

Standing Policy Committee: Winnipeg Police Board

Department: Winnipeg Police Service
Project: 2240000131

Service: Police Services
OurWinnipeg: Good Health and Well-Being

AUTHORIZATION	Previous Budgets	2026 Estimate	FORECAST 2027	2028	2029	2030	2031	Five-Year Forecast Total	Six-Year Total
Project Costs ($000's)	-	-	-	-	-	-	4,344	4,344	4,344
Financed by:									
Cash to Capital							4,344	4,344	4,344

CASH FLOW	2026	2027	2028	2029	2030	2031	Beyond 2031	Total
Project Costs ($000's)	-	-	-	-	-	4,344	-	4,344
Financed by:								
Cash to Capital						4,344		4,344

NET OPERATING IMPACT ($000's)	2026	2027	2028	2029	2030	2031
Operating costs						
Debt and finance charges						
Transfer to General Capital Fund						4,344
Total Direct Costs	-	-	-	-	-	4,344
Less: Incremental Revenue/Recovery						141
Net Cost/(Benefit)	-	-	-	-	-	4,203
Incremental Full Time Equivalent Positions	-	-	-	-	-	-

Class Estimate: 5

Strategic Priority Action Plan Theme: None

The programmable matching accelerator is a critical component of the Automated Fingerprint Identification System, which is used to capture and search fingerprint records. It is projected to reach end of its useful life in 2031 and will need to be replaced to maintain the current level of service.

Project Name: **Asset Management Software**

Standing Policy Committee: Winnipeg Police Board

Department: Winnipeg Police Service
Project: 2235000127

Service: Police Services
OurWinnipeg: Good Health and Well-Being

AUTHORIZATION	Previous Budgets	2026 Estimate	FORECAST 2027	2028	2029	2030	2031	Five-Year Forecast Total	Six-Year Total
Project Costs ($000's)	-	-	145	-	-	-	-	145	145
Financed by:									
External Debt			145					145	145

CASH FLOW	2026	2027	2028	2029	2030	2031	Beyond 2031	Total
Project Costs ($000's)	-	145	-	-	-	-	-	145
Financed by:								
External Debt		145						145

NET OPERATING IMPACT ($000's)	2026	2027	2028	2029	2030	2031
Operating costs						
Debt and finance charges		17	34	34	34	34
Transfer to General Capital Fund						
Total Direct Costs	-	17	34	34	34	34
Less: Incremental Revenue/Recovery		5				
Net Cost/(Benefit)	-	12	34	34	34	34
Incremental Full Time Equivalent Positions	-	-	-	-	-	-

Class Estimate: 5

Strategic Priority Action Plan Theme: None

This project will build a consolidated database to serve as an asset registry for the Winnipeg Police Service.

Project Name: **Human Resources Software**

Standing Policy Committee: Winnipeg Police Board

Department: Winnipeg Police Service
Project: 2234000130

Service: Police Services
OurWinnipeg: Good Health and Well-Being

AUTHORIZATION	Previous Budgets	2026 Estimate	FORECAST 2027	2028	2029	2030	2031	Five-Year Forecast Total	Six-Year Total
Project Costs ($000's)	-	-	-	-	-	500	-	500	500
Financed by:									
Cash to Capital						500		500	500

CASH FLOW	2026	2027	2028	2029	2030	2031	Beyond 2031	Total
Project Costs ($000's)	-	-	-	-	500	-	-	500
Financed by:								
Cash to Capital					500			500

NET OPERATING IMPACT ($000's)	2026	2027	2028	2029	2030	2031
Operating costs						
Debt and finance charges						
Transfer to General Capital Fund					500	
Total Direct Costs	-	-	-	-	500	-
Less: Incremental Revenue/Recovery					16	
Net Cost/(Benefit)	-	-	-	-	484	-
Incremental Full Time Equivalent Positions	-	-	-	-	-	-

Class Estimate: 5

Strategic Priority Action Plan Theme: None

This project will modernize the current computerized Winnipeg Police Service recruitment system to manage the employee lifecycle from source to hire.

Return to Table of Contents

Project Name: **Facility Optimization - Osborne Fire Paramedic Station Consolidation**

Standing Policy Committee: Community Services

Department: Fire Paramedic Service
Project: 2111021927

Service: Fire and Rescue Response
OurWinnipeg: Good Health and Well-Being

AUTHORIZATION	Previous Budgets	2026 Estimate	FORECAST 2027	2028	2029	2030	2031	Five-Year Forecast Total	Six-Year Total
Project Costs ($000's)	-	-	6,304	16,448	-	-	-	22,752	22,752
Financed by:									
Canada Community-Building Fund			3,000	4,900				7,900	7,900
External Debt			3,304	11,548				14,852	14,852

CASH FLOW	2026	2027	2028	2029	2030	2031	Beyond 2031	Total
Project Costs ($000's)	-	6,304	6,026	10,422	-	-	-	22,752
Financed by:								
Canada Community-Building Fund		3,000	4,900					7,900
External Debt		3,304	1,126	10,422				14,852

NET OPERATING IMPACT ($000's)	2026	2027	2028	2029	2030	2031
Operating costs						
Debt and finance charges		146	291	786	1,082	1,082
Transfer to General Capital Fund						
Total Direct Costs	-	146	291	786	1,082	1,082
Less: Incremental Revenue/Recovery		145	98	308		
Net Cost/(Benefit)	-	1	193	478	1,082	1,082
Incremental Full Time Equivalent Positions	-	-	-	-	-	-

Class Estimate: See table below

Strategic Priority Action Plan Theme: None

	2026	2027	2028	2029	2030	2031
Class Estimate		**5**	**5**			
Authorization ($000's)						
Preliminary Design		6,304				
Detailed Design & Construction			16,448			

With this capital funding the Winnipeg Fire Paramedic Service seeks to maximize the efficiency of the station network. This is achieved through relocations, replacements, and major enhancements to stations that help reduce costs but maintain the desired level of response.

This project will consolidate the Osborne Stations: #4, 150 Osborne St and #30, 524 Osborne St. The consolidated station will maintain service capability and coverage of both areas.

2027:

Land acquisition and preliminary design

2028-2029:

Detailed design and construction

On March 20, 2020, Council received as information the Winnipeg Fire Paramedic Master Plan. On January 28, 2021, Council referred the recommendations outlined in Appendix 2 of the Master Plan to the 2022 Budget process. This project is part of the recommendations in this Plan.

Project Name: **Facility Optimization - Silver Heights Fire Paramedic Station Consolidation**

Standing Policy Committee: Community Services

Department: Fire Paramedic Service
Project: 2111011927

Service: Fire and Rescue Response
OurWinnipeg: Good Health and Well-Being

AUTHORIZATION	Previous Budgets	2026 Estimate	FORECAST 2027	2028	2029	2030	2031	Five-Year Forecast Total	Six-Year Total
Project Costs ($000's)	-	-	2,747	-	-	-	-	2,747	2,747
Financed by:									
Canada Community-Building Fund			1,600					1,600	1,600
External Debt			1,147					1,147	1,147

CASH FLOW	2026	2027	2028	2029	2030	2031	Beyond 2031	Total
Project Costs ($000's)	-	2,747	-	-	-	-	-	2,747
Financed by:								
Canada Community-Building Fund		1,600						1,600
External Debt		1,147						1,147

NET OPERATING IMPACT ($000's)	2026	2027	2028	2029	2030	2031
Operating costs						
Debt and finance charges		51	83	83	83	83
Transfer to General Capital Fund						
Total Direct Costs	-	51	83	83	83	83
Less: Incremental Revenue/Recovery		57				
Net Cost/(Benefit)	-	(6)	83	83	83	83
Incremental Full Time Equivalent Positions	-	-	-	-	-	-

Class Estimate: 3

Strategic Priority Action Plan Theme: None

With this capital funding the Winnipeg Fire Paramedic Service seeks to maximize the efficiency of the station network. This is achieved through relocations, replacements, and major enhancements to stations that help reduce costs but maintain the desired level of response.

This project will consolidate the Silver Heights (#19, 320 Whytewold Rd.) and Portage Avenue stations (#36, 2490 Portage Ave.) on the existing city property. The consolidated station will maintain service capability and coverage of both areas.

The new consolidated station will be the relocated modular station from Waverley West. The modular station will stay inplace until it is replaced with a permanent one in 2034.

2027:

A Silver Heights site will be finalized based on existing City owned land in the CentrePort area. The site will be developed to receive the modular station.

2028:

The Modular Station in Waverley West will be disassembled and moved to the new site in CentrePort. Crews will move in, and the two old stations will be decommissioned.

The former Modular Station site will be restored to its former condition.

On March 20, 2020, Council received as information the Winnipeg Fire Paramedic Master Plan. On January 28, 2021, Council referred the recommendations outlined in Appendix 2 of the Master Plan to the 2022 Budget process. This project is part of the recommendations in this Plan.

Project Name: **Facility Optimization - St. Boniface Fire Paramedic Station Consolidation**

Standing Policy Committee: Community Services

Department: Fire Paramedic Service
Project: 2111010231

Service: Fire and Rescue Response
OurWinnipeg: Good Health and Well-Being

AUTHORIZATION	Previous Budgets	2026 Estimate	FORECAST 2027	2028	2029	2030	2031	Five-Year Forecast Total	Six-Year Total
Project Costs ($000's)	-	-	-	-	-	-	20,270	20,270	20,270
Financed by:									
Canada Community-Building Fund							9,289	9,289	9,289
External Debt							10,981	10,981	10,981

CASH FLOW	2026	2027	2028	2029	2030	2031	Beyond 2031	Total
Project Costs ($000's)	-	-	-	-	-	20,270	-	20,270
Financed by:								
Canada Community-Building Fund						9,289		9,289
External Debt						10,981		10,981

NET OPERATING IMPACT ($000's)	2026	2027	2028	2029	2030	2031
Operating costs						
Debt and finance charges						488
Transfer to General Capital Fund						
Total Direct Costs	-	-	-	-	-	488
Less: Incremental Revenue/Recovery						320
Net Cost/(Benefit)	-	-	-	-	-	168
Incremental Full Time Equivalent Positions	-	-	-	-	-	-

Class Estimate: See table below

Strategic Priority Action Plan Theme: None

	2026	2027	2028	2029	2030	2031
Class Estimate						**5**
Authorization ($000's)						
Preliminary Design						1,500
Detailed Design & Construction						18,770

With this capital funding the Winnipeg Fire Paramedic Service seeks to maximize the efficiency of the station network. This is achieved through relocations, replacements, and major enhancements to stations that help reduce costs but maintain the desired level of response.

This project will consolidate two aged stations in St. Boniface: Station #2, 55 Watt St. and St #3, 337 Rue Des Meurons on the existing station #2 site. The consolidated station will maintain service capability and coverage of both areas.

2031 - 2033:

Preliminary design for consolidated 5 bay station

Detailed design and construction

On March 20, 2020, Council received as information the Winnipeg Fire Paramedic Master Plan. On January 28, 2021, Council referred the recommendations outlined in Appendix 2 of the Master Plan to the 2022 Budget process. This project is part of the recommendations in this Plan.

Project Name: **Station Capital Maintenance**

Standing Policy Committee: Community Services

Department: Fire Paramedic Service
Project: 6321000026

Service: Fire and Rescue Response
OurWinnipeg: Good Health and Well-Being

AUTHORIZATION	Previous Budgets	2026 Estimate	FORECAST 2027	2028	2029	2030	2031	Five-Year Forecast Total	Six-Year Total
Project Costs ($000's)	N/A *	975	1,034	947	1,093	1,133	1,366	5,573	6,548
Financed by:									
Cash to Capital		500	500	500	500	500	500	2,500	3,000
External Debt		475	534	447	593	633	866	3,073	3,548

CASH FLOW	2026	2027	2028	2029	2030	2031	Beyond 2031	Total
Project Costs ($000's)	975	1,034	947	1,093	1,133	1,366		6,548
Financed by:								
Cash to Capital	500	500	500	500	500	500		3,000
External Debt	475	534	447	593	633	866		3,548

NET OPERATING IMPACT ($000's)	2026	2027	2028	2029	2030	2031
Operating costs						
Debt and finance charges	31	97	163	232	314	413
Transfer to General Capital Fund	500	500	500	500	500	500
Total Direct Costs	531	597	663	732	814	913
Less: Incremental Revenue/Recovery	32	34	31	36	37	44
Net Cost/(Benefit)	499	563	632	696	777	869
Incremental Full Time Equivalent Positions	-	-	-	-	-	-

Class Estimate: See table below

Strategic Priority Action Plan Theme: None

Project description (in priority order)	Service	2026 Class Est	2026	2027	2028	2029	2030	2030	Total
Roofing	Fire and Rescue Response	3	324	425	435	321	330	341	2,176
Site improvements	Fire and Rescue Response	3	179		256	136	141	147	859
Mechanical electrical	Fire and Rescue Response	3	180	363	256	260	521	407	1,987
Stations interior	Fire and Rescue Response	4	292	246		376	141	471	1,526
Total			**975**	**1,034**	**947**	**1,093**	**1,133**	**1,366**	**6,548**

Projects within the program will not proceed until a class 3 estimate is obtained.

These capital funds support an ongoing program of repair and structural maintenance to ensure station asset lives are maximized, thereby ensuring the service has an operable station network from which emergency response vehicles can be deployed across the whole city to meet required response times.

Station Capital Maintenance (continued):

Priorities for 2026-2031 include but are not limited to:

• Roofing

• Concrete repairs to station forecourts as required

• Heating, ventilation, and air conditioning repairs, and electrical upgrade

• Back-up power solutions

• Hazardous material abatement and interior renovations

* N/A - No amounts have been included in the "Previous Budgets" due to this program's on-going nature.

From 2025 on, the use of station assets for purposes related to paramedic operations will be financially supported through lease payments funded as part of the new Emergency Medical Services contract with Shared Health.

Project Name: **Equipment Obsolescence**

Standing Policy Committee: Community Services

Department: Fire Paramedic Service
Project: 2104000026

Service: Various - see table below
OurWinnipeg: Good Health and Well-Being

AUTHORIZATION	Previous Budgets	2026 Estimate	FORECAST 2027	2028	2029	2030	2031	Five-Year Forecast Total	Six-Year Total
Project Costs ($000's)	N/A *	3,914	1,745	1,380	1,826	1,197	1,175	7,323	11,237
Financed by:									
External Debt		465	232	625	520	363	325	2,065	2,530
External Debt on behalf of Shared Health ** ***		2,849	913	155	706	234	250	2,258	5,107
Shared Health Capital Grant ***		600	600	600	600	600	600	3,000	3,600

CASH FLOW	2026	2027	2028	2029	2030	2031	Beyond 2031	Total
Project Costs ($000's)	3,914	1,745	1,380	1,826	1,197	1,175	-	11,237
Financed by:								
External Debt	465	232	625	520	363	325		2,530
External Debt on behalf of Shared Health ** ***	2,849	913	155	706	234	250		5,107
Shared Health Capital Grant ***	600	600	600	600	600	600		3,600

NET OPERATING IMPACT ($000's)	2026	2027	2028	2029	2030	2031
Operating costs						
Debt and finance charges	338	800	993	1,234	1,485	1,244
Transfer to General Capital Fund						
Total Direct Costs	338	800	993	1,234	1,485	1,244
Less: Incremental Revenue/Recovery	58	26	30	33	22	21
Net Cost/(Benefit)	280	774	963	1,201	1,463	1,223
Incremental Full Time Equivalent Positions	-	-	-	-	-	-

Class Estimate: See table below

Strategic Priority Action Plan Theme: None

Project description (in priority order)	Service	2026 Class Est	2026	2027	2028	2029	2030	2031	Total
Fire and rescue equipment	Fire and Rescue Response			160	600	428	307	315	1,810
Emergency medical equipment	Medical Response	3	1,365	1,330	764	1,002	678	860	5,999
Communications centre equipment	Fire and Rescue Response	3	2,549	255	16	396	212		3,428
Total			**3,914**	**1,745**	**1,380**	**1,826**	**1,197**	**1,175**	**11,237**

This capital program supports the on-going replacement of emergency response equipment that is nearing the end of its useful operating life. The replacement timing is set to ensure continuity of front-line emergency operation while maximizing the operating life of the equipment and ensuring value for money.

Equipment Obsolescence (continued):

The Fire Paramedic Service needs to replace the following specialized equipment in a cyclical process as it nears the end of its operating life. Funding for this equipment is provided by both the City of Winnipeg and Shared Health. The following list identifies the equipment and the funding source:

Priorities for 2026-2031 include but are not limited to:

City of Winnipeg funded assets:

• Replacement of specialty fire and rescue equipment

• Replacement of fire and rescue equipment and mechanical services equipment

• 911 communications centre equipment and radios

• Mobile data devices such as rugged mobile tablets

Shared Health funded assets:

• Replacement of emergency medical equipment

• P25 Radios and equipment

• Renewal of emergency call handling equipment

• Mobile data devices such as rugged mobile tablets

* N/A - No amounts have been included in the "Previous Budgets" due to this program's on-going nature.

** The City of Winnipeg will take out debt on behalf of Shared Health for this project. Shared Health will pay the interest and principal on this debt over a five-year period.

*** Shared Health has confirmed up to $2 million of its baseline funding to cover the funding effects of the capital program each year. The cost of this project in each year draws from this funding amount.

Project Name: **Next Generation 9-1-1**

Standing Policy Committee: Community Services

Department: Fire Paramedic Service
Project: 2105010027

Service: Fire and Rescue Response
OurWinnipeg: Good Health and Well-Being

AUTHORIZATION	Previous Budgets	2026 Estimate	FORECAST 2027	2028	2029	2030	2031	Five-Year Forecast Total	Six-Year Total
Project Costs ($000's)	-	-	5,000	-	-	-	-	5,000	5,000
Financed by:									
Province of Manitoba Strategic Infrastructure Funding			5,000					5,000	5,000

CASH FLOW	2026	2027	2028	2029	2030	2031	Beyond 2031	Total
Project Costs ($000's)	-	5,000	-	-	-	-	-	5,000
Financed by:								
Province of Manitoba Strategic Infrastructure Funding		5,000						5,000

NET OPERATING IMPACT ($000's)	2026	2027	2028	2029	2030	2031
Operating costs						
Debt and finance charges						
Transfer to General Capital Fund						
Total Direct Costs	-	-	-	-	-	-
Less: Incremental Revenue/Recovery		63				
Net Cost/(Benefit)	-	(63)	-	-	-	-
Incremental Full Time Equivalent Positions	-	-	-	-	-	-

Class Estimate: 5

Strategic Priority Action Plan Theme: None

The Canadian Radio-television and Telecommunications Commission (CRTC) Next Generation 9-1-1 (NG9-1-1) standards require upgrades to call handling systems to ensure 9-1-1 data can be appropriately managed. These changes better respond to the needs of the public, and ensure support regardless of the device they are calling on or the way they wish to communicate. It also requires primary and back-up Public Safety Answering Points (PSAP) centres have physical and electronic security measures in place. These funds will be used to improve the 9-1-1 back-up centre to meet national standards, and to upgrade 9-1-1 communication systems and processes to meet the new NG9-1-1 standards.

Project Name: **Emergency Vehicle Pre-emption**

Standing Policy Committee: Community Services

Department: Fire Paramedic Service
Project: 2112120026

Service: Fire and Rescue Response
OurWinnipeg: Good Health and Well-Being

AUTHORIZATION	Previous Budgets	2026 Estimate	FORECAST 2027	2028	2029	2030	2031	Five-Year Forecast Total	Six-Year Total
Project Costs ($000's)	-	1,792	-	-	-	-	-	-	1,792
Financed by:									
External Debt		1,792						-	1,792

CASH FLOW	2026	2027	2028	2029	2030	2031	Beyond 2031	Total
Project Costs ($000's)	936	856	-	-	-	-	-	1,792
Financed by:								
External Debt	936	856						1,792

NET OPERATING IMPACT ($000's)	2026	2027	2028	2029	2030	2031
Operating costs						
Debt and finance charges	61	179	237	237	237	237
Transfer to General Capital Fund						
Total Direct Costs	61	179	237	237	237	237
Less: Incremental Revenue/Recovery	30	27				
Net Cost/(Benefit)	31	152	237	237	237	237
Incremental Full Time Equivalent Positions	-	-	-	-	-	-

Class Estimate: 2

Strategic Priority Action Plan Theme: None

Emergency Vehicle Pre-emption (EVP) takes advantage of the City investment in centralized traffic signal control to provide intelligent traffic signalization for emergency vehicles. This increases priority for approaching emergency vehicles to enable the clearance of the junctions along their route and allowing safer and more rapid progression through to the emergency incident.

EVP was identified as a crucial addition to facilitate the station optimization program in meeting station reductions while maintaining response capability and coverage.

Winnipeg Traffic Management Centre and the Winnipeg Fire Paramedic Service (WFPS) 911 Communication Centre completed a trial of pre-emptive system on selected intersections in 2024. The trial supported the case for EVP at most intersections.

Full implementation will start in 2026 and be completed in two years.

Traffic pre-emption control units will be added to most signaled control intersections and custom configured for local intersection conditions by traffic signals engineers. All WFPS vehicles will have pre-emption systems installed.

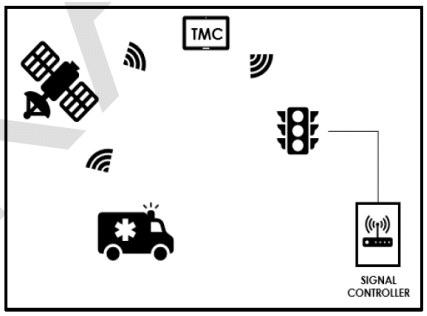

Project Name: **Training Facility**

Standing Policy Committee: Community Services

Department: Fire Paramedic Service
Project: 2111014128

Service: Fire and Rescue Response
OurWinnipeg: City Building

AUTHORIZATION	Previous Budgets	2026 Estimate	FORECAST 2027	2028	2029	2030	2031	Five-Year Forecast Total	Six-Year Total
Project Costs ($000's)	-	-	-	1,006	-	-	-	1,006	1,006
Financed by:									
External Debt				1,006				1,006	1,006

CASH FLOW	2026	2027	2028	2029	2030	2031	Beyond 2031	Total
Project Costs ($000's)	-	-	-	1,006	-	-	-	1,006
Financed by:								
External Debt				1,006				1,006

NET OPERATING IMPACT ($000's)	2026	2027	2028	2029	2030	2031
Operating costs						
Debt and finance charges				66	134	134
Transfer to General Capital Fund						
Total Direct Costs	-	-	-	66	134	134
Less: Incremental Revenue/Recovery				33		
Net Cost/(Benefit)	-	-	-	33	134	134
Incremental Full Time Equivalent Positions	-	-	-	-	-	-

Class Estimate: 5

Strategic Priority Action Plan Theme: None

The Winnipeg Fire Paramedic Service (WFPS) Fire Paramedic Academy is located at 2546 McPhillips St. The space is used for classroom training as well as outdoor live fire training. These funds will go towards enhancing the training environment to support outdoor live fire exercises.

Return to Table of Contents

Project Name: **Cemeteries - Improvements**

Standing Policy Committee: Property and Development

Department: Planning, Property and Development

Service: Cemeteries

Project: 6322100126

OurWinnipeg: Leadership and Good Governance

AUTHORIZATION	Previous Budgets	2026 Estimate	FORECAST 2027	2028	2029	2030	2031	Five-Year Forecast Total	Six-Year Total
Project Costs ($000's)	N/A*	100	124	-	113	100	100	437	537
Financed by:									
Cash to Capital					113	100	100	313	313
External Debt		100	124					124	224

CASH FLOW	2026	2027	2028	2029	2030	2031	Beyond 2031	Total
Project Costs ($000's)	100	124	-	113	100	100	-	537
Financed by:								
Cash to Capital				113	100	100		313
External Debt	100	124						224

NET OPERATING IMPACT ($000's)	2026	2027	2028	2029	2030	2031
Operating costs						
Debt and finance charges	6	21	30	30	30	30
Transfer to General Capital Fund				113	100	100
Total Direct Costs	6	21	30	143	130	130
Less: Incremental Revenue/Recovery	3	4		4	3	3
Net Cost/(Benefit)	3	17	30	139	127	127
Incremental Full Time Equivalent Positions	-	-	-	-	-	-

Class Estimate: See table below

Strategic Priority Action Plan Theme: None

Project description (in priority order)	Service	2026 Class Est	2026	2027	2028	2029	2030	2031	Total
Concrete beam, road & building repairs and planting of trees	Cemeteries	3	100	124					224
To be determined	Cemeteries					113	100	100	313
Total			**100**	**124**	**-**	**113**	**100**	**100**	**537**

Project list and timing is subject to change due to operational requirements and unexpected urgent needs.

This program is needed in order to fund improvements to Brookside, Transcona and St. Vital Cemeteries, which includes roadway repairs, tree planting, releveling cemetery sections, repairing damaged beam foundations, ordering critical equipment (shoring, lowering device, etc.), etc. These expenditures are critical in ensuring that Cemeteries can continue to maintain service levels.

* N/A - No amounts have been included in the "Previous Budgets" due to this program's on-going nature.

Project Name: **Downtown Enhancement Program**

Standing Policy Committee: Public Works

Department: Planning, Property and Development

Service: City Beautification

Project: 6351800126

OurWinnipeg: Good Health and Well-Being

AUTHORIZATION	Previous Budgets	2026 Estimate	FORECAST 2027	2028	2029	2030	2031	Five-Year Forecast Total	Six-Year Total
Project Costs ($000's)	N/A*	127	-	125	175	100	105	505	632
Financed by:									
Cash to Capital				125	175	100	105	505	505
External Debt		127						-	127

CASH FLOW	2026	2027	2028	2029	2030	2031	Beyond 2031	Total
Project Costs ($000's)	32	95	125	175	100	105	-	632
Financed by:								
Cash to Capital			125	175	100	105		505
External Debt	32	95						127

NET OPERATING IMPACT ($000's)	2026	2027	2028	2029	2030	2031
Operating costs						
Debt and finance charges	2	10	17	17	17	17
Transfer to General Capital Fund			125	175	100	105
Total Direct Costs	2	10	142	192	117	122
Less: Incremental Revenue/Recovery	1	3	4	6	3	3
Net Cost/(Benefit)	1	7	138	186	114	119
Incremental Full Time Equivalent Positions	-	-	-	-	-	-

Class Estimate: See table below

Strategic Priority Action Plan Theme: None

Project description (in priority order)	Service	2026 Class Est	2026	2027	2028	2029	2030	2031	Total
Stephen Juba Fitness Trail	City Beautification	3	64						64
Broadway amenities	City Beautification	3	63						63
To be determined	City Beautification				125	175	100	105	505
Total			**127**	**-**	**125**	**175**	**100**	**105**	**632**

Project list and timing is subject to change due to operational requirements and unexpected urgent needs.

The program objective is the functional and aesthetic improvements and required upgrades to public spaces and streetscapes in the Downtown and Exchange District National Heritage Site. The funds enhance accessibility, safety, comfort and urban design quality of pedestrian environments and fulfill the commitment to the "Downtown First" philosophy. The Downtown Winnipeg Urban Design Guidelines provide the guiding principles to support design and enhance the livability of Winnipeg's Downtown urban environment.

Downtown Enhancement Program (continued):

The program supports and develops ongoing opportunities for future Public / Private development and redevelopment partnerships and projects such as Old Market Square, Broadway, Millennium Library Park, Bonnycastle Park and the Assiniboine River Walk. Projects have traditionally relied on and/or leveraged other partnership opportunities and have supported private redevelopments.

These public open space and streetscape improvements are over and above and exclusive of work assumed by the Public Works, Transit, and Water and Waste Departments who are responsible for existing infrastructure such as curbs, street and sidewalk repairs, street trees, planters, boulevards, required maintenance, and accessibility standards.

Planned use of 2026 budget funding includes, but is not limited to:

• Continue the work being done on Broadway to improve the streetscaping which includes seating in the median. It also includes, continuation of the work extending the Fitness Trail boundaries at Stephen Juba Park.

* N/A - No amounts have been included in the "Previous Budgets" due to this program's on-going nature.

Project Name: **Business Improvement Zones, Image Routes and Neighbourhood Main Streets**

Standing Policy Committee: Public Works

Department: Planning, Property and Development

Service: City Beautification

Project: 6351241526

OurWinnipeg: Good Health and Well-Being

AUTHORIZATION	Previous Budgets	2026 Estimate	FORECAST 2027	2028	2029	2030	2031	Five-Year Forecast Total	Six-Year Total
Project Costs ($000's)	N/A*	200	200	200	200	200	200	1,000	1,200
Financed by:									
Destination Marketing Reserve		200	200	200	200	200	200	1,000	1,200

CASH FLOW	2026	2027	2028	2029	2030	2031	Beyond 2031	Total
Project Costs ($000's)	150	200	200	200	200	200	50	1,200
Financed by:								
Destination Marketing Reserve	150	200	200	200	200	200	50	1,200

NET OPERATING IMPACT ($000's)	2026	2027	2028	2029	2030	2031
Operating costs						
Debt and finance charges						
Transfer to General Capital Fund						
Total Direct Costs	-	-	-	-	-	-
Less: Incremental Revenue/Recovery						
Net Cost/(Benefit)	-	-	-	-	-	-
Incremental Full Time Equivalent Positions	-	-	-	-	-	-

Class Estimate: See table below

Strategic Priority Action Plan Theme: None

Project description (in priority order)	Service	2026 Class Est	2026	2027	2028	2029	2030	2031	Total
Decorative light features (Old St. Vital BIZ)	City Beautification	3	40						40
Streetscaping elements (Academy Rd. BIZ)	City Beautification	3	40						40
Parklet Plaza/ BIZ-Community Stage (South Osborne BIZ)	City Beautification	3	20						20
Streetscaping elements Banner/Art installation (Provencher Blvd BIZ)	City Beautification	3	50						50
Streetscaping elements, gateway features, (Norwood Grove BIZ)	City Beautification	3	30						30
To be determined	City Beautification	3	20	200	200	200	200	200	1,020
Total			**200**	**200**	**200**	**200**	**200**	**200**	**1,200**

Project list and timing is subject to change due to operational requirements and unexpected urgent needs.

Business Improvement Zones, Image Routes and Neighbourhood Main Streets (continued):

The City of Winnipeg reinvests in partnered projects in Business Improvement Zone (BIZ) districts and Neighbourhood Main Streets. These areas have their own distinct character with their own style of mixed-use, walkable business districts that serve as the cores of their neighbourhoods. These funds provide the opportunity for the residents and business owners to work in partnership with the City, BIZs, private sector, not-for-profit, other funding agencies, and other government bodies. This capital fund gives the incentive for the BIZ groups to go out and match dollars from sources other than the City. This capital fund, through partnerships, assists in stimulating community revitalization.

This enhancement program takes the form of decorative medians, pedestrian lighting, banner poles, special entry nodes, special pavement treatments, character signage, plants, trees and site furnishings, to ensure the renewal and sustainment of the infrastructure that creates a sense of place and destination in and along Business Improvement Zones and on Image Routes.

Projects in 2026 to 2031 are adjusted based upon community readiness and partnership opportunities.

These organizations utilize grants received from the City to leverage additional funding to undertake projects. Any one of the fourteen (14) Business Improvement Zones may be considered and reviewed for the Streetscape Enhancement Capital Grant funding. Specific allocations to BIZ groups will be subject to Council approval by way of a separate report in early year of capital funding being allocated. Project funding will be delivered as a grant to each BIZ group through legally executed grant agreements.

As this funds capital grants within this program, it is exempt from interest and administrative overhead capital charges.

* N/A - No amounts have been included in the "Previous Budgets" due to this program's on-going nature.

Project Name: **Developer Payback**

Standing Policy Committee: Community Services

Department: Planning, Property and Development

Service: Parks and Natural Areas

Project: 6351000226

OurWinnipeg: Environmental Resilience

AUTHORIZATION	Previous Budgets	2026 Estimate	FORECAST 2027	2028	2029	2030	2031	Five-Year Forecast Total	Six-Year Total
Project Costs ($000's)	N/A *	100	-	-	100	-	-	100	200
Financed by:									
Cash to Capital					100			100	100
External Debt		100						-	100

CASH FLOW	2026	2027	2028	2029	2030	2031	Beyond 2031	Total
Project Costs ($000's)	-	100	-	100	-	-	-	200
Financed by:								
Cash to Capital				100				100
External Debt		100						100

NET OPERATING IMPACT ($000's)	2026	2027	2028	2029	2030	2031
Operating costs						
Debt and finance charges		7	13	13	13	13
Transfer to General Capital Fund				100		
Total Direct Costs	-	7	13	113	13	13
Less: Incremental Revenue/Recovery		3		3		
Net Cost/(Benefit)	-	4	13	110	13	13
Incremental Full Time Equivalent Positions	-	-	-	-	-	-

Class Estimate: Not applicable

Strategic Priority Action Plan Theme: None

The City of Winnipeg is legally obligated through the approved Development Agreement Parameters to provide payback on older Developer Agreements based on the approved 48/52 split on the development of park costs. The funding formula is that the City of Winnipeg contributes 52% to the park development costs. Additionally, recognizing the need to do work concurrently beyond the basic requirements of the Development Agreement, these funds will cover 100% of the cost of the provision of basic amenities that are more cost-effective and practical to install at the time of initial development (such as pathways, lighting, site furnishings, tree planting), particularly for linear park developments.

Applications from some of the outstanding (older) agreements are now being received due to the ongoing build out.

Calculations are based on industry consultation and the actual reviewed costs of works as they are completed each calendar year. Capital requirements are updated on an ongoing basis to reflect industry build out and Development Agreement amendments.

* N/A - No amounts have been included in the "Previous Budgets" due to this commitment's on-going nature.

Project Name: **Cemetery Planning and Development**

Standing Policy Committee: Property and Development

Department: Planning, Property and Development

Service: Cemeteries

Project: 6322100226

OurWinnipeg: Leadership and Good Governance

AUTHORIZATION	Previous Budgets	2026 Estimate	FORECAST 2027	2028	2029	2030	2031	Five-Year Forecast Total	Six-Year Total
Project Costs ($000's)	N/A*	684	100	166	-	170	204	640	1,324
Financed by:									
External Debt		684	100	166		170	204	640	1,324

CASH FLOW	2026	2027	2028	2029	2030	2031	Beyond 2031	Total
Project Costs ($000's)	100	200	166	484	170	204	-	1,324
Financed by:								
External Debt	100	200	166	484	170	204		1,324

NET OPERATING IMPACT ($000's)	2026	2027	2028	2029	2030	2031
Operating costs						
Debt and finance charges	11	46	90	165	243	273
Transfer to General Capital Fund						
Total Direct Costs	11	46	90	165	243	273
Less: Incremental Revenue/Recovery	3	7	5	16	6	7
Net Cost/(Benefit)	8	39	85	149	237	266
Incremental Full Time Equivalent Positions	-	-	-	-	-	-

Class Estimate: See table below

Strategic Priority Action Plan Theme: None

Project description (in priority order)	Service	2026 Class Est	2026	2027	2028	2029	2030	2031	Total
New roads - Brookside and/or Transcona Cemetery	Cemeteries	3	500						500
New beams - Brookside Cemetery	Cemeteries	3	184						184
To be determined	Cemeteries			100	166		170	204	640
Total			**684**	**100**	**166**	**-**	**170**	**204**	**1,324**

Project list and timing is subject to change due to operational requirements and unexpected urgent needs.

In 2025, work commenced on a significant expansion project at Brookside Cemetery, which included the construction of a new road. A portion of the 2026 capital budget amount of $684,000 will be used to complete this expansion work, which will include the installation of new beam foundations, as well as landscaping work/planting new trees. This will ensure that the Cemeteries Branch can continue to meet community demand for interments at Brookside Cemetery. A portion of the funding will also be used construct additional new roadways at Brookside and/or Transcona Cemetery. Robust sales and limited investment in new infrastructure has necessitated the need for new roadway investment, which will open up large areas of land for interments. These revenue-generating products/services will contribute to the Cemetery Service's goal of reaching financial self-sustainability.

* N/A - No amounts have been included in the "Previous Budgets" due to this program's on-going nature.

Project Name: **New Columbaria Investment**

Standing Policy Committee: Property and Development

Department: Planning, Property and Development

Service: Cemeteries

Project: 6322100326

OurWinnipeg: Leadership and Good Governance

AUTHORIZATION	Previous Budgets	2026 Estimate	FORECAST 2027	2028	2029	2030	2031	Five-Year Forecast Total	Six-Year Total
Project Costs ($000's)	N/A*	121	303	326	258	216	295	1,398	1,519
Financed by:									
External Debt		121	303	326	258	216	295	1,398	1,519

CASH FLOW	2026	2027	2028	2029	2030	2031	Beyond 2031	Total
Project Costs ($000's)	121	303	326	258	216	295	-	1,519
Financed by:								
External Debt	121	303	326	258	216	295		1,519

NET OPERATING IMPACT ($000's)	2026	2027	2028	2029	2030	2031
Operating costs						
Debt and finance charges	14	63	137	206	262	305
Transfer to General Capital Fund						
Total Direct Costs	14	63	137	206	105	117
Less: Incremental Revenue/Recovery	4	10	11	8	7	10
Net Cost/(Benefit)	10	53	126	198	98	107
Incremental Full Time Equivalent Positions	-	-	-	-	-	-

Class Estimate: See table below

Strategic Priority Action Plan Theme: None

Project description (in priority order)	Service	2026 Class Est	2026	2027	2028	2029	2030	2031	Total
New Pedestal Niches - all cemeteries	Cemeteries	3	121						121
New columbaria - all cemeteries	Cemeteries			179		258	116	186	739
To be determined	Cemeteries			124	326		100	109	659
Total			**121**	**303**	**326**	**258**	**216**	**295**	**1,519**

Project list and timing is subject to change due to operational requirements and unexpected urgent needs.

Funding is needed for the purchase and installation of columbaria and other cremation interment options within the Garden of Remembrance at each of Brookside, St. Vital and Transcona Cemeteries. The Cemeteries Business Plan (2021) found that this is the product type with the greatest projected growth trajectory, with anticipated annual sales expected to grow to nearly 100 units units by 2045. Investment is needed in order to ensure that the Cemeteries Branch can continue to meet community demand. These revenue-generating products/services will contribute to the Cemetery Service's goal of reaching financial self-sustainability.

The 2026 capital budget amount of $121,000 will be used to expand pedestal niche capacity at Brookside, St. Vital and Transcona Cemeteries. These small, two unit structures are a popular above ground, cremation interment option and are in limited supply at all three cemeteries. This investment should provide several years of new capacity and will generate ongoing revenue for the Branch.

* N/A - No amounts have been included in the "Previous Budgets" due to this program's on-going nature.

Project Name: **CentrePlan 2050 - Infrastructure**

Standing Policy Committee: Property and Development

Department: Planning, Property and Development

Service: City Planning

Project: 6351400826

OurWinnipeg: City Building

AUTHORIZATION	Previous Budgets	2026 Estimate	FORECAST 2027	2028	2029	2030	2031	Five-Year Forecast Total	Six-Year Total
Project Costs ($000's)	250	200	-	-	-	-	-	-	200
Financed by:									
Cash to Capital		200						-	200

CASH FLOW	2026	2027	2028	2029	2030	2031	Beyond 2031	Total
Project Costs ($000's)	200	-	-	-	-	-	-	200
Financed by:								
Cash to Capital	200							200

NET OPERATING IMPACT ($000's)	2026	2027	2028	2029	2030	2031
Operating costs						
Debt and finance charges						
Transfer to General Capital Fund	200					
Total Direct Costs	200	-	-	-	-	-
Less: Incremental Revenue/Recovery						
Net Cost/(Benefit)	200	-	-	-	-	-
Incremental Full Time Equivalent Positions	-	-	-	-	-	-

Class Estimate: Not applicable

Strategic Priority Action Plan Theme: The Downtown

SPAP Action Item: 1.1 Accelerate completion of the downtown secondary plan (CentrePlan) taking into consideration:

The project will fund a one-time grant of $200,000 to CentreVenture Development Corporation to support activation of Graham Avenue including event planning and infrastructure, installation and maintenance of physical items on the street, retail recruitment and retention, and ongoing support for the overarching Graham Vision:

- Event organization and streamlining permitting processes
- Provision of a permanent power source and other permanent fixtures on the street
- Decorative lighting, art installations, greenery, and infrastructure for winter activities·
- Business support, as outlined in CentreVenture's retail retention strategy

Potential programming could include such things as pop-up dining/patios, farmers' markets, ice carving, street hockey, etc.

CentrePlan 2050 - Infrastructure (continued):

Note: Additional funding that aligns with the design philosophies of Centreplan 2050 – Infrastructure located on other capital budget project sheets includes funding from:

- "Regional and Local Street Renewal – Regional Street Renewals (Downtown Streets)" for the reconstruction and rehabilitation of Edmonton Street – Broadway to Portage Ave
- "Regional and Local Street Renewal – Regional Street Renewals (Market Lands Streets)" specific streets/limits identified are as follows:
    - Alexander Av - Princess St to Main St
    - King St - William Av to Higgins Av
    - James Av - King St to Main St
    - Princess St - William Av to Higgins Av
    - William Av - King St to Adelaide St

- "Downtown Enhancement Program" for streetscaping across Downtown.
- "Regional Street Renewal Program - Tree Preservation and Replacements" for additional street tree planting in Downtown.

As this is a capital grant program, it is exempt from interest and administrative overhead capital charges.

 Return to Table of Contents

Project Name: **Health/Life Safety/Emergency Systems Refurbishment/City-wide Accessibility**

Standing Policy Committee: Property and Development

Department: Municipal Accomodations

Service: Various - see table below

Project: 0731009026

OurWinnipeg: Good Health and Well-Being

AUTHORIZATION	Previous Budgets	2026 Estimate	FORECAST 2027	2028	2029	2030	2031	Five-Year Forecast Total	Six-Year Total
Project Costs ($000's)	N/A *	3,498	2,807	1,201	4,308	3,203	3,335	14,854	18,352
Financed by:									
Cash to Capital					915		183	1,098	1,098
Canada Community-Building Fund		1,118	1,155	642	2,928	2,928	2,928	10,581	11,699
External Debt		1,880	1,652	559	465	275	224	3,175	5,055
Transfer from Prior Year Authorization		500						-	500

CASH FLOW	2026	2027	2028	2029	2030	2031	Beyond 2031	Total
Project Costs ($000's)	1,250	2,950	2,406	1,978	4,032	3,236	2,501	18,352
Financed by:								
Cash to Capital				229	686	46	137	1,098
Canada Community-Building Fund	280	1,127	1,027	1,214	2,928	2,928	2,196	11,699
External Debt	470	1,823	1,379	536	418	262	168	5,055
Transfer from Prior Year Authorization	500							500

NET OPERATING IMPACT ($000's)	2026	2027	2028	2029	2030	2031
Operating costs						
Debt and finance charges	30	181	395	523	587	632
Transfer to General Capital Fund				915		183
Total Direct Costs	30	181	395	1,438	587	815
Less: Incremental Revenue/Recovery	25	73	58	40	72	47
Net Cost/(Benefit)	5	108	337	1,398	515	768
Incremental Full Time Equivalent Positions	-	-	-	-	-	-

Class Estimate: See table below

Strategic Priority Action Plan Theme: Support to Front Line Services

Health/Life Safety/Emergency Systems Refurbishment/City-wide Accessibility (continued):

Project description (in priority order)	Service	2026 Class Est	2026	2027	2028	2029	2030	2031	Total
Repair/refurbishment of HVAC to address air quality concerns at Animal Services, 1057 Logan Avenue	Property Asset Management	5	500						500
Fire, life safety systems upgrades - various locations	Property Asset Management	N/A**	762	496	559	465	275		2,557
Winnipeg Police Service Headquarters (WPS) – Level One Slab Repairs: Long-term repairs option 4 identified by Crosier Kilgour	Police Services					3,038	2,766	3,168	8,972
Winnipeg Police Service Headquarters (WPS) – Level One Slab Repairs: Crosier Kilgour has identified short-term repair requirements	Police Services	4	590						590
WPS Headquarters – Level One Slab Repairs: Consultant-led short-term repair work.	Police Services	5	58						58
WPS Headquarters – Level One Slab Repairs: Consultant design work on long-term repairs	Police Services			717	305	406			1,428
City Hall Building Systems Repairs and Refurbishment Program: Upgrade of electrical distribution B	Property Asset Management			754					754
City Hall Building Systems Repairs and Refurbishment Program: Upgrade of bus duct riser electrical distributions	Property Asset Management	4	1,256						1,256
WPS Headquarters Evidence Control Unit Upgrade: Refer to the notes below for details on planned works scheduled for 2026	Police Services	4	188	840					1,028
WPS Headquarters Pipe Hangers and Water Hammering Mitigation: Phase 3	Police Services				337	242			579
City Wide Accessibility Program: Accessibility Audit	Property Asset Management	5	144						144
City Wide Accessibility Program: One (1) support FTE funded by capital	Property Asset Management					157	162	167	486
Total			**3,498**	**2,807**	**1,201**	**4,308**	**3,203**	**3,335**	**18,352**

Project list and timing is subject to change due to operational requirements and unexpected urgent needs.

Projects within the program will not proceed until a class 3 estimate is obtained.

Health/Life Safety/Emergency Systems Refurbishment/City-wide Accessibility (continued):

Capital Program to fund investments ensuring health/life safety requirements and the highest-and-best use investments associated with preserving continued facility operations that arise annually. Specifically, this program encompasses planned or emergency refurbishment, replacement, repair and maintenance upgrade projects for fire and life safety (e.g., emergency lighting), heating, ventilation, air conditioning, electrical, plumbing, building envelope, structural requirements, emergency power generation, and uninterrupted power systems. Funding is also allocated for critical systems including building automation and climate control, security, access control, and closed caption television systems. This program also ensures adherence to regulatory compliance upgrades, asbestos and other hazardous material remediation, and asset condition assessments. Finally, this program addresses physical accessibility issues such as lighting, signage, and public entranceways.

Planned Works for the 2026: expenditures in 2026 for items with a Class 4 or 5 estimate (i.e. Winnipeg Police Service headquarters level one slab repairs and evidence control unit upgrade, HVAC repairs and refurbishment at 1057 Logan Avenue) include expenditures for consultant/engineering studies necessary to obtain a Class 3 or better estimate.

This program includes 3 temporary capital funded full-time equivalents at an estimated cost of $367,000 in 2026.

Funding in 2026 includes $500,000 rebudgeted from previously authorized capital projects - see Appendix D.

* N/A - No amounts have been included in the "Previous Budgets" due to this program's on-going nature.

** N/A as this is a rolling program.

Project Name: **Valley Gardens Community Centre Outbuilding**

Standing Policy Committee: Property and Development

Department: Municipal Accomodations
Service: Property Asset Management
Project: 0731000826
OurWinnipeg: Good Health and Well-Being

AUTHORIZATION	Previous Budgets	2026 Estimate	FORECAST 2027	2028	2029	2030	2031	Five-Year Forecast Total	Six-Year Total
Project Costs ($000's)	-	250	-	-	-	-	-	-	250
Financed by:									
External Debt		250						-	250

CASH FLOW	2026	2027	2028	2029	2030	2031	Beyond 2031	Total
Project Costs ($000's)	50	200	-	-	-	-	-	250
Financed by:								
External Debt	50	200						250

NET OPERATING IMPACT ($000's)	2026	2027	2028	2029	2030	2031
Operating costs						
Debt and finance charges	3	20	33	33	33	33
Transfer to General Capital Fund						
Total Direct Costs	3	20	33	33	33	33
Less: Incremental Revenue/Recovery	2	7				
Net Cost/(Benefit)	1	13	33	33	33	33
Incremental Full Time Equivalent Positions	-	-	-	-	-	-

Class Estimate: 5

Strategic Priority Action Plan Theme: None

A new outbuilding or refurbishment of the current structure is planned for the Valley Gardens Community Centre given the existing outbuilding has been closed. Funding in 2026 will be utilized to undertake a needs assessment with the Public Service reporting back on what type of structure is recommended with the 2026 authorization amount as well as the potential scope of the project and additional funding requirements as applicable.

Incremental operating costs cannot be estimated at this time and will be included when known.

Construction will not commence until a class 3 estimate is obtained.

Project Name: **Building Emission Reduction Strategy**

Standing Policy Committee: Property and Development

Department: Municipal Accomodations
Service: Various - see table below

Project: 0731000626
OurWinnipeg: Good Health and Well-Being

AUTHORIZATION	Previous Budgets	2026 Estimate	FORECAST 2027	2028	2029	2030	2031	Five-Year Forecast Total	Six-Year Total
Project Costs ($000's)	N/A *	163	-	-	-	-	-	-	163
Financed by:									
Cash to Capital		163						-	163

CASH FLOW	2026	2027	2028	2029	2030	2031	Beyond 2031	Total
Project Costs ($000's)	163	-	-	-	-	-	-	163
Financed by:								
Cash to Capital	163							163

NET OPERATING IMPACT ($000's)	2026	2027	2028	2029	2030	2031
Operating costs		(66)	(66)	(66)	(66)	(66)
Debt and finance charges						
Transfer to General Capital Fund	163					
Total Direct Costs	163	(66)	(66)	(66)	(66)	(66)
Less: Incremental Revenue/Recovery	5					
Net Cost/(Benefit)	158	(66)	(66)	(66)	(66)	(66)
Incremental Full Time Equivalent Positions	-	-	-	-	-	-

Class Estimate: See table below

Strategic Priority Action Plan Theme: None

The Building Emissions Reduction Strategy (BERS) is the City's roadmap to lowering greenhouse gas (GHG) emissions in City-owned buildings.

Buildings are a major source of GHG emissions for the City of Winnipeg. In 2022, energy use in City-owned buildings represented over 34 percent of total energy use in Winnipeg. City-owned buildings also contributed 21 percent of Winnipeg's GHG emissions.

The City of Winnipeg has set a goal to achieve net-zero emissions in buildings by 2050. To meet this target, substantial emissions reductions are needed. The strategy focuses on Asset Management, Operational Adjustments, and Monitoring and Feedback. These initiatives aim to reduce energy consumption, lower operational costs, and decrease greenhouse gas emissions.

Priority 1 planned works for 2026 include implementing or upgrading Building Management Systems (Metasys) and SkySpark analytics across the City-owned buildings listed in the below table. These systems will deliver real-time data and insights to optimize building performance.

* N/A - No amounts have been included in the "Previous Budgets" due to this program's on-going nature.

Building Emission Reduction Strategy (continued):

Project description (in priority order)	Service	2026 Class Est	2026	2027	2028	2029	2030	2031	Total
Re-evaluating, testing, and improving HVAC and lighting systems to ensure optimal operation for the following locations:									
Pan Am Pool (25 Poseidon Bay)	Property Asset Management	5	54						54
Cindy Klassen Recreation Complex (999 Sargent Avenue), Elmwood Kildonans Pool (909 Concordia Ave), Seven Oaks Pool (444 Adsum Drive), Sergeant Tommy Prince Place (90 Sinclair Street)	Property Asset Management	5	78						78
Other planned work (various sites)	Property Asset Management	5	31						31
Total			**163**	**-**	**-**	**-**	**-**	**-**	**163**

Project list and timing is subject to change due to operational requirements and unexpected urgent needs.

Projects within the program will not proceed until a class 3 estimate is obtained.

Return to Table of Contents

Project Name: **Corporate Records Centre**

Standing Policy Committee: Property and Development

Department: City Clerks
Project: 0400000927

Service: Heritage Conservation
OurWinnipeg: Leadership and Good Governance

AUTHORIZATION	Previous Budgets	2026 Estimate	FORECAST 2027	2028	2029	2030	2031	Five-Year Forecast Total	Six-Year Total
Project Costs ($000's)	N/A*	-	200	-	-	-	-	200	200
Financed by:									
External Debt			200					200	200

CASH FLOW	2026	2027	2028	2029	2030	2031	Beyond 2031	Total
Project Costs ($000's)	-	200	-	-	-	-	-	200
Financed by:								
External Debt		200						200

NET OPERATING IMPACT ($000's)	2026	2027	2028	2029	2030	2031
Operating costs						
Debt and finance charges		23	47	47	47	47
Transfer to General Capital Fund						
Total Direct Costs	-	23	47	47	47	47
Less: Incremental Revenue/Recovery		7				
Net Cost/(Benefit)	-	16	47	47	47	47
Incremental Full Time Equivalent Positions	-	-	-	-	-	-

Class Estimate: See table below

Strategic Priority Action Plan Theme: None

Project description (in priority order)	Service	2026 Class Est	2026	2027	2028	2029	2030	2031	Total
Specialized shelving and equipment for Archives Building	Council Services			200					200
Total			**-**	**200**	**-**	**-**	**-**	**-**	**200**

Project list and timing is subject to change due to operational requirements and unexpected urgent needs.

The City Clerk's Department, Archives and Records Control Branch, supports records and information management City-wide, manages access and privacy responsibilities for the City, and operates the City of Winnipeg Archives and the Corporate Records Centre. The Corporate Records Centre at 1450 Mountain Avenue allows for the ability to increase storage capacity for records scheduled for retention under the Records Management By-law 123/2020 ("the by-law"), utilize specialized shelving solutions to better accommodate variable sized box transfers from departments, and realize operational efficiencies. Archival storage and public access/research services continue to be delivered out of a leased facility at 50 Myrtle.

Ongoing development of the Corporate Records Centre is essential to meet the City's records management requirements. Cost-effective storage and inventory management services enable departments to better manage records in accordance with the by-law, regulatory requirements, and the administrative standard, resulting in an increase in routine transfers of records out of expensive operational space to the more cost-effective Corporate Records Centre.

Corporate Records Centre (continued):

This program ensures that the Corporate Records Centre can continue to meet the demand for storage of records scheduled under the by-law. Costs will include installation of additional specialized shelving solutions and the purchase of equipment to manage the growing inventory to ensure that City records are protected as required by law, and can be accessed and retrieved in an effective manner.

Development of the Corporate Records Centre supports the City's commitment to increased transparency and better response times to requests through access legislation.

The expected life of the asset is five years.

* N/A - No amounts have been included in the "Previous Budgets" due to this program's on-going nature.

Project Name: **Election Systems and Equipment**

Standing Policy Committee: Executive Policy Committee

Department: City Clerks
Project: 0400000526

Service: Council Services
OurWinnipeg: Leadership and Good Governance

AUTHORIZATION	Previous Budgets	2026 Estimate	FORECAST 2027	2028	2029	2030	2031	Five-Year Forecast Total	Six-Year Total
Project Costs ($000's)	N/A*	200	-	-	200	200	-	400	600
Financed by:									
Cash to Capital					200	200		400	400
External Debt		200						-	200

CASH FLOW	2026	2027	2028	2029	2030	2031	Beyond 2031	Total
Project Costs ($000's)	200	-	-	200	200	-	-	600
Financed by:								
Cash to Capital				200	200			400
External Debt	200							200

NET OPERATING IMPACT ($000's)	2026	2027	2028	2029	2030	2031
Operating costs						
Debt and finance charges	23	47	47	47	47	19
Transfer to General Capital Fund				200	200	
Total Direct Costs	23	47	47	247	247	19
Less: Incremental Revenue/Recovery	7			7	7	
Net Cost/(Benefit)	16	47	47	240	240	19
Incremental Full Time Equivalent Positions	-	-	-	-	-	-

Class Estimate: See table below

Strategic Priority Action Plan Theme: None

Project description (in priority order)	Service	2026 Class Est	2026	2027	2028	2029	2030	2031	Total
Renewal of election systems and equipment	Council Services	3	200			200	200		600
Total			**200**	**-**	**-**	**200**	**200**	**-**	**600**

Project list and timing is subject to change due to operational requirements and unexpected urgent needs.

The City Clerks Department has a statutory responsibility to convene elections. Every four years the department must ensure the renewal of election systems and equipment. Systems which need to be updated for every general election include the list of electors, geographic information mapping, worker management, training, results reporting, security systems and websites. Given that most of these systems are typically used once every four years, they need extensive updates or complete rewrites to align with updated technology.

This fund is also utilized to renew smaller election equipment including laptops, tablets and mobile network connection devices. This technology is constantly evolving and the equipment needs to be updated on a regular basis.

The expected life of the asset is five years.

* N/A - No amounts have been included in the "Previous Budgets" due to this program's on-going nature.

Project Name: **Audio / Video Equipment Replacement**

Standing Policy Committee: Executive Policy Committee

Department: City Clerks
Project: 0400001827

Service: Council Services
OurWinnipeg: Leadership and Good Governance

AUTHORIZATION	Previous Budgets	2026 Estimate	FORECAST 2027	2028	2029	2030	2031	Five-Year Forecast Total	Six-Year Total
Project Costs ($000's)	N/A *	-	150	-	-	-	175	325	325
Financed by:									
External Debt			150				175	325	325

CASH FLOW	2026	2027	2028	2029	2030	2031	Beyond 2031	Total
Project Costs ($000's)	-	150	-	-	-	175	-	325
Financed by:								
External Debt		150				175		325

NET OPERATING IMPACT ($000's)	2026	2027	2028	2029	2030	2031
Operating costs						
Debt and finance charges		17	35	35	35	56
Transfer to General Capital Fund						
Total Direct Costs	-	17	35	35	35	56
Less: Incremental Revenue/Recovery		5				6
Net Cost/(Benefit)	-	12	35	35	35	50
Incremental Full Time Equivalent Positions	-	-	-	-	-	-

Class Estimate: See table below

Strategic Priority Action Plan Theme: None

Project description (in priority order)	Service	2026 Class Est	2026	2027	2028	2029	2030	2031	Total
Maintenance and replacement of audio / video equipment	Council Services			150				175	325
Total			**-**	**150**	**-**	**-**	**-**	**175**	**325**

Project list and timing is subject to change due to operational requirements and unexpected urgent needs.

The City Clerks Department facilitates meetings of Council, Committees and the Board of Revision online via YouTube and Zoom. The department provides live streaming, live television broadcast, recording and providing various audio / video capabilities in six separate meeting areas, including the Council Chamber and the Board of Revision meeting rooms. These facilities are used for 300+ meetings of Council and its committees, and to facilitate the hearing of up to 5,000 appeals annually.

The equipment used to facilitate these meetings is used daily. Equipment includes automated cameras, microphones, speakers, amplifiers, digital recorders, live streaming equipment, closed captioning converters and digital storage. In addition to the wear and tear this equipment sustains due to its daily use, this technology changes rapidly and needs to be regularly replaced. This program ensures that the department can continue to meet its legislated requirements of allowing participation in Council and Committee meetings by communication devices (i.e. Zoom) as well as the broadcasting and livestreaming of the meetings.

Audio / Video Equipment Replacement (continued):

The department also regularly provides audio/video services for numerous City of Winnipeg events including openings, announcements, and flag raisings, where audio equipment, and other technology is required. Equipment used for protocol events including speakers, amplifiers, pool sound, etc. is often used outdoors and is required to be moved from event to event. As such, the equipment is subject to wear and tear and does require regular maintenance and replacement to ensure 100% operational ability and reliability.

The expected life of the asset is five years.

* N/A - No amounts have been included in the "Previous Budgets" due to this program's on-going nature.

Project Name: **Voting Machine Replacement**

Standing Policy Committee: Executive Policy Committee

Department: City Clerks
Project: 0400001029

Service: Council Services
OurWinnipeg: Leadership and Good Governance

AUTHORIZATION	Previous Budgets	2026 Estimate	FORECAST 2027	2028	2029	2030	2031	Five-Year Forecast Total	Six-Year Total
Project Costs ($000's)	-	-	-	-	1,400	-	-	1,400	1,400
Financed by:									
External Debt					1,400			1,400	1,400

CASH FLOW	2026	2027	2028	2029	2030	2031	Beyond 2031	Total
Project Costs ($000's)	-	-	-	1,400	-	-	-	1,400
Financed by:								
External Debt				1,400	-			1,400

NET OPERATING IMPACT ($000's)	2026	2027	2028	2029	2030	2031
Operating costs						
Debt and finance charges				92	186	186
Transfer to General Capital Fund						
Total Direct Costs	-	-	-	92	186	186
Less: Incremental Revenue/Recovery				46		
Net Cost/(Benefit)	-	-	-	46	186	186
Incremental Full Time Equivalent Positions	-	-	-	-	-	-

Class Estimate: 3

Strategic Priority Action Plan Theme: None

The City of Winnipeg purchased its first automated voting machine system in 1994. In 2010, that system was replaced with the current automated voting machine system. The system, which includes both software and hardware for 230 voting machines, offers accessibility options for advance voting as well as detailed results by voting subdivision. Although the City Clerk's Department expects to continue to utilize these voting machines for the 2026 General Election, they will need to be replaced prior to the 2030 General Election.

This will replace the current system and be ready with a new system for the 2030 General Election.

Project Name: **Communities Fund**

Standing Policy Committee: Executive Policy Committee

Department: Council
Project: 0200000126

Service: Council Services
OurWinnipeg: Good Health and Well-Being

AUTHORIZATION	Previous Budgets	2026 Estimate	FORECAST 2027	2028	2029	2030	2031	Five-Year Forecast Total	Six-Year Total
Project Costs ($000's)	N/A *	1,610	1,610	1,610	1,610	1,610	1,610	8,050	9,660
Financed by:									
Canada Community-Building Fund		1,610	1,610	1,610	1,610	1,610	1,610	8,050	9,660

CASH FLOW	2026	2027	2028	2029	2030	2031	Beyond 2031	Total
Project Costs ($000's)	1,610	1,610	1,610	1,610	1,610	1,610	-	9,660
Financed by:								
Canada Community-Building Fund	1,610	1,610	1,610	1,610	1,610	1,610		9,660

NET OPERATING IMPACT ($000's)	2026	2027	2028	2029	2030	2031
Operating costs						
Debt and finance charges						
Transfer to General Capital Fund						
Total Direct Costs	-	-	-	-	-	-
Less: Incremental Revenue/Recovery	20	20	20	20	20	20
Net Cost/(Benefit)	(20)	(20)	(20)	(20)	(20)	(20)
Incremental Full Time Equivalent Positions	-	-	-	-	-	-

Class Estimate: Not applicable, as this is a program

Strategic Priority Action Plan Theme: None

This program will fund councilor-directed projects for investments in neighbourhood projects. Funding in each year will be divided equally between each of the fifteen wards.

Subject to Council approval, ward-specific capital projects that would normally fall under the City Capital Budget may also be designated for Communities Fund capital expenditures, especially where these expenditures would secure funding from additional partners, provided any expenditures or awards are made in compliance with criteria and rules of the Community Incentive Grant Program (CIGP) or Parks and Recreation Enhancement Program (PREP) criteria, as applicable.

* N/A - No amounts have been included in the "Previous Budgets" due to this program's on-going nature.

Communities Fund (continued):

($000's)	2026	2027	2028	2029	2030	2031	TOTAL
Charleswood-Tuxedo-Westwood	115	115	115	115	115	115	690
Daniel McIntyre	115	115	115	115	115	115	690
Elmwood-East Kildonan	115	115	115	115	115	115	690
Fort Rouge-East Fort Garry	115	115	115	115	115	115	690
Mynarski	115	115	115	115	115	115	690
North Kildonan	115	115	115	115	115	115	690
Old Kildonan	115	115	115	115	115	115	690
Point Douglas	115	115	115	115	115	115	690
River Heights-Fort Garry	115	115	115	115	115	115	690
St. Boniface**							-
St. James	115	115	115	115	115	115	690
St. Norbert - Seine River	115	115	115	115	115	115	690
St. Vital	115	115	115	115	115	115	690
Transcona	115	115	115	115	115	115	690
Waverley West	115	115	115	115	115	115	690
Total	**1,610**	**1,610**	**1,610**	**1,610**	**1,610**	**1,610**	**9,660**

** The 2026 to 2031 funding for the St. Boniface ward has been dedicated to the St. Boniface Outdoor Aquatic Facility. See project details on page 120.

Project Name: **Portage Place Redevelopment Capital Grant**

Standing Policy Committee: Finance and Economic Development

Department: Chief Administrative Office

Service: Economic Development

Project: 0300000125

OurWinnipeg: City Building

AUTHORIZATION	Previous Budgets	2026 Estimate	FORECAST 2027	2028	2029	2030	2031	Five-Year Forecast Total	Six-Year Total
Project Costs ($000's)	9,050	2,550	4,500	-	-	-	-	4,500	7,050
Financed by:									
Regional Street Renewal Reserve		1,500	4,500					4,500	6,000
Transfer from Prior Year Authorization - Province of Manitoba Strategic Infrastructure Funding		1,050						-	1,050

CASH FLOW	2026	2027	2028	2029	2030	2031	Beyond 2031	Total
Project Costs ($000's)	2,550	4,500	-	-	-	-	-	7,050
Financed by:								
Regional Street Renewal Reserve	1,500	4,500						6,000
Transfer from Prior Year Authorization - Province of Manitoba Strategic Infrastructure Funding	1,050							1,050

NET OPERATING IMPACT ($000's)	2026	2027	2028	2029	2030	2031
Operating costs						
Debt and finance charges						
Transfer to General Capital Fund						
Total Direct Costs	-	-	-	-	-	-
Less: Incremental Revenue/Recovery						
Net Cost/(Benefit)	-	-	-	-	-	-
Incremental Full Time Equivalent Positions	-	-	-	-	-	-

Class Estimate: Not applicable

Strategic Priority Action Plan Theme: The Downtown

SPAP Action Item: 1.6 Develop a city-wide housing strategy and action plan including in downtown

On September 26, 2024, Council approved grants totaling up to $16.1 million to True North Real Estate Development Limited to support a redevelopment of public space at Portage Place Mall. This funding will support construction of a new road that will extend Edmonton Street north of Portage Avenue to the Promenade located behind the mall as well as streetscaping and other upgrades to nearby streets ($7.5 million). It will also support construction of a new skywalk, upgrades to existing skywalks, lighting and security features within the development ($6.5 million), and construction of a community drop-in space located within the development ($2.1 million). In addition to these funds, Council also approved up to $10 million from the Housing Accelerator Fund from 2025 to 2026 and an estimated $13.6 million of municipal Tax Increment Financing over 25 years for this project.

$4 million of Previous Budgets funded by 2024 Province of Manitoba Strategic Infrastructure Funding.

Funding includes $1.05 million rebudgeted from 2023 Recreation and Library Facility Investment Strategy Program - see Appendix D.

Project Name: **Technology Infrastructure Program**

Standing Policy Committee: Executive Policy Committee

Department: Innovation & Technology
Project: 3400000026

Service: Innovation, Transformation and Technology
OurWinnipeg: Leadership and Good Governance

AUTHORIZATION	Previous Budgets	2026 Estimate	FORECAST 2027	2028	2029	2030	2031	Five-Year Forecast Total	Six-Year Total
Project Costs ($000's)	N/A *	2,667	2,160	1,524	1,456	1,641	4,236	11,017	13,684
Financed by:									
Cash to Capital				1,290	1,080	1,641	1,981	5,992	5,992
Computer, Critical Systems & Support Reserve					276			276	276
External Debt		2,090	1,682	100	100		2,255	4,137	6,227
Transfer from Prior Year Authorization		577	478	134				612	1,189

CASH FLOW	2026	2027	2028	2029	2030	2031	Beyond 2031	Total
Project Costs ($000's)	2,667	2,160	1,524	1,456	1,641	4,236	-	13,684
Financed by:								
Cash to Capital			1,290	1,080	1,641	1,981		5,992
Computer, Critical Systems & Support Reserve				276				276
External Debt	2,090	1,682	100	100		2,255		6,227
Transfer from Prior Year Authorization	577	478	134					1,189

NET OPERATING IMPACT ($000's)	2026	2027	2028	2029	2030	2031
Operating costs						
Debt and finance charges	240	683	896	920	932	898
Transfer to General Capital Fund			1,290	1,080	1,641	1,981
Total Direct Costs	240	683	2,186	2,000	2,573	2,879
Less: Incremental Revenue/Recovery	87	70	50	47	53	138
Net Cost/(Benefit)	153	613	2,136	1,953	2,520	2,741
Incremental Full Time Equivalent Positions	-	-	-	-	-	-

Class Estimate: See table below

Strategic Priority Action Plan Theme: None

The business case requests funding to upgrade the City's Information Technology (IT) infrastructure by updating server storage, network infrastructure, and data centers. This funding is crucial to ensure continuous performance, reliability, and alignment with technological advancements. Regular updates will maintain system integrity, enhance security, and improve productivity across all City departments. These investments are essential to prevent technological obsolescence and support the City's evolving needs. It will keep our city technologically current, enhancing system integrity and cybersecurity—a critical concern today—and improving productivity. The funding will also facilitate the development of a modern network infrastructure that is ready for future integration with cloud services, colocation data centers, and Infrastructure as a Service (IaaS) providers.

This program may include a total of four temporary capital funded full-time equivalent for City-wide Network Product Evergreen.

Technology Infrastructure Program (continued):

Project description (in priority order)	Service	2026 Class Est	2026	2027	2028	2029	2030	2031	Total
Maintain data centres to ensure resilience and security for reliable operation of applications.	Innovation, Transformation and Technology	3	499	318			452		1,269
Upgrading network and telecommunications infrastructure to support efficient operations.	Innovation, Transformation and Technology	3	748	1,266	1,348	350	1,083	4,236	9,031
Renewal of tools for Information Technology staff to test, deploy, and manage software applications efficiently across platforms.	Innovation, Transformation and Technology	3	129	142					271
Maintaining and replacing server and storage infrastructure to ensure reliable operations for City services.	Innovation, Transformation and Technology	3	592	434	176	154	106		1,462
Replacing the primary digital production printer to ensure uninterrupted daily printing operations and maintain service levels.	Innovation, Transformation and Technology	3	258			276			534
Ensuring cost-efficient operations and long-term sustainability of technology infrastructure with managed technology hosting and subscriptions.	Innovation, Transformation and Technology					676			676
Project to enhance the City's cybersecurity control through extension of existing backup solutions.	Innovation, Transformation and Technology	3	441						441
Total			**2,667**	**2,160**	**1,524**	**1,456**	**1,641**	**4,236**	**13,684**

Project list and timing is subject to change due to operational requirements and unexpected urgent needs.

Funding includes $1.189 million rebudgeted from previously approved capital program - see Appendix D.

* N/A - No amounts have been included in the "Previous Budgets" due to this program's on-going nature.

Project Name: **Digital Customer Experience Program**

Standing Policy Committee: Executive Policy Committee

Department: Innovation & Technology
Project: 3410000026

Service: Various - see table below
OurWinnipeg: Leadership and Good Governance

AUTHORIZATION	Previous Budgets	2026 Estimate	FORECAST 2027	2028	2029	2030	2031	Five-Year Forecast Total	Six-Year Total
Project Costs ($000's)	N/A *	3,021	2,551	3,113	2,433	4,520	2,784	15,401	18,422
Financed by:									
Cash to Capital				700		340		1,040	1,040
Transfer from Waterworks Fund Retained Earnings		532	333	202	208	710	750	2,203	2,735
Transfer from Sewage Disposal Fund Retained Earnings		1,582	1,495	1,157	1,311	2,333	2,034	8,330	9,912
External Debt		907	723	1,054	914	1,137		3,828	4,735

CASH FLOW	2026	2027	2028	2029	2030	2031	Beyond 2031	Total
Project Costs ($000's)	3,021	2,551	3,113	2,433	4,520	2,784	-	18,422
Financed by:								
Cash to Capital			700		340			1,040
Transfer from Waterworks Fund Retained Earnings	532	333	202	208	710	750		2,735
Transfer from Sewage Disposal Fund Retained Earnings	1,582	1,495	1,157	1,311	2,333	2,034		9,912
External Debt	907	723	1,054	914	1,137			4,735

NET OPERATING IMPACT ($000's)	2026	2027	2028	2029	2030	2031
Operating costs						
Debt and finance charges	104	295	504	736	977	986
Transfer to General Capital Fund			700		340	
Total Direct Costs	104	295	1,204	736	1,317	986
Less: Incremental Revenue/Recovery	98	83	101	79	147	90
Net Cost/(Benefit)	6	212	1,103	657	1,170	896
Incremental Full Time Equivalent Positions	-	-	-	-	-	-

Class Estimate: See table below

Strategic Priority Action Plan Theme: A City that Works for Residents through Improved Customer Service

SPAP Action Item: 5.1 Improve communications, flow of information, relationships, and collaboration between the Public Service and Council

Digital Customer Experience Program (continued):

Project description (in priority order)	Service	2026 Class Est	2026	2027	2028	2029	2030	2031	Total
Enhancements and expansion of customer facing digital platforms (Lawyer Gateway and MyUtility).	Wastewater	3	1,050	500	750	750	1,000	908	4,958
Upgrades and enhancements to the customer care and billing system.	Wastewater	3	532	333	202	208	710	750	2,735
Upgrades and enhancements to the customer care and billing system.	Water	3	532	333	202	208	710	750	2,735
Technology upgrades to systems that efficiently supports seamless interaction between Transit operations and the public and allows for improved technology throughout the department.	Public Transit	3	500	500	700				1,700
Enhancing citizen engagement with the City by providing a one stop portal with a range of functionalities that will enable citizens to access information and services in a more efficient and streamlined manner.	Innovation, Transformation and Technology	3	300		1,054	914	300		2,568
Leveraging advanced technologies to modernize our customer service request portal and case management to enhance the customer experience, increase operational efficiency, and drive long-term business success.	Contact Centre - 311	3	107	223			1,177		1,507
Enhancements and expansion of digital platform used for environmental stewardship and compliance.	Wastewater			662	205	353	623	376	2,219
Total			**3,021**	**2,551**	**3,113**	**2,433**	**4,520**	**2,784**	**18,422**

Project list and timing is subject to change due to operational requirements and unexpected urgent needs.

The Digital Customer Experience program aims to improve citizen engagement at the City of Winnipeg by providing enhanced access to information and services. Through funding projects, innovative practices will be implemented across departments to improve accessibility and service delivery, boosting resident satisfaction and confidence in City services and operations. The program seeks to enhance the City's existing digital customer platforms, such as Verint, MyUtility, and Lawyer Gateway, consolidating access into a unified online channel. This platform will cater to various external users, including citizens, lawyers, landlords, and utility customers, providing expanded features and functionalities. The City envisions investing in competitive, scalable, and robust information technologies that provide instantaneous customer information. These future-oriented solutions will equip City employees with up-to-date tools, enable field employees to access and update data on mobile devices.

This program may include a total of one temporary capital funded full-time equivalent positions for the Citizen Portal.

* N/A - No amounts have been included in the "Previous Budgets" due to this program's on-going nature.

Project Name: **Assessment and Taxation Systems Program**

Standing Policy Committee: Finance and Economic Development

Department: Innovation & Technology
Project: 3420000026

Service: Assessment, Taxation and Corporate
OurWinnipeg: Leadership and Good Governance

AUTHORIZATION	Previous Budgets	2026 Estimate	FORECAST 2027	2028	2029	2030	2031	Five-Year Forecast Total	Six-Year Total
Project Costs ($000's)	N/A *	350	245	300	300	-	-	845	1,195
Financed by:									
Cash to Capital				300	300			600	600
External Debt		350	245					245	595

CASH FLOW	2026	2027	2028	2029	2030	2031	Beyond 2031	Total
Project Costs ($000's)	350	245	300	300	-	-	-	1,195
Financed by:								
Cash to Capital			300	300				600
External Debt	350	245						595

NET OPERATING IMPACT ($000's)	2026	2027	2028	2029	2030	2031
Operating costs						
Debt and finance charges	40	110	139	139	139	90
Transfer to General Capital Fund			300	300		
Total Direct Costs	40	110	439	439	139	90
Less: Incremental Revenue/Recovery	11	8	10	10		
Net Cost/(Benefit)	29	102	429	429	139	90
Incremental Full Time Equivalent Positions	-	-	-	-	-	-

Class Estimate: See table below

Strategic Priority Action Plan Theme: None

Project description (in priority order)	Service	2026 Class Est	2026	2027	2028	2029	2030	2031	Total
Projects to meet regulatory directives, maintain existing application functionality, and automate processes.	Assessment, Taxation and Corporate	3	350	245	300	300			1,195
Total			**350**	**245**	**300**	**300**	**-**	**-**	**1,195**

Project list and timing is subject to change due to operational requirements and unexpected urgent needs.

The program focuses on projects designed to meet regulatory directives, maintain application functionality, and streamline processes through automation in the Assessment and Taxation Department (ATD). Many of ATD's applications are outdated and need updates to ensure efficiency and regulatory compliance. These applications manage assessments for over 240,000 properties valued at $104 billion, generating substantial municipal revenue annually. For example, MANTA, the primary taxation system, handles property and business tax billing, collections, penalties, and accounts receivable. Due to the scale of these tasks, automated and accurate processes are crucial. However, current taxation processes necessitate year-round Information Technology (IT) involvement to facilitate billing and collection activities, which is one of the many benefits this program of projects aims to generate.

The initiatives in this program may include a maximum of two temporary capital funded full-time equivalent positions.

* N/A - No amounts have been included in the "Previous Budgets" due to this program's on-going nature.

Project Name: **Community Services Library Technology Upgrade and Replacement Program**

Standing Policy Committee: Community Services

Department: Innovation & Technology
Project: 3491200327

Service: Libraries
OurWinnipeg: Social Equity

AUTHORIZATION	Previous Budgets	2026 Estimate	FORECAST 2027	2028	2029	2030	2031	Five-Year Forecast Total	Six-Year Total
Project Costs ($000's)	N/A *	-	375	-	-	-	-	375	375
Financed by:									
External Debt			375					375	375

CASH FLOW	2026	2027	2028	2029	2030	2031	Beyond 2031	Total
Project Costs ($000's)	-	375	-	-	-	-	-	375
Financed by:								
External Debt		375						375

NET OPERATING IMPACT ($000's)	2026	2027	2028	2029	2030	2031
Operating costs						
Debt and finance charges		43	88	88	88	88
Transfer to General Capital Fund						
Total Direct Costs	-	43	88	88	88	88
Less: Incremental Revenue/Recovery		12				
Net Cost/(Benefit)	-	31	88	88	88	88
Incremental Full Time Equivalent Positions	-	-	-	-	-	-

Class Estimate: See table below

Strategic Priority Action Plan Theme: None

Project description (in priority order)	Service	2026 Class Est	2026	2027	2028	2029	2030	2031	Total
This library technology and replacement program is an initiative that supports enhancing library services through the adoption of modern technologies such as digital signages, smart lockers and interactive devises and hardware that aid automation.	Libraries			375					375
Total			-	**375**	-	-	-	-	**375**

Project list and timing is subject to change due to operational requirements and unexpected urgent needs.

Community Services Library Technology Upgrade and Replacement Program (continued):

The Winnipeg Library Service supports the digital economy and fosters digital literacy by making public access computers available to all customers. Capital funds are required to upgrade and replace access computers and support new innovative and efficient technology applications in libraries to address the changing needs of customers and move towards consistent service levels in all facilities by:

• increasing the number of public access computers system-wide;

• upgrading and replacing aging public access computers, monitors and peripheral devices;

• upgrading self-checkout technology and the provision of additional smart lockers;

• refreshing IdeaMILL technology to ensure the makerspace has access to current technology;

• expanding and enhancing information services through technological innovation and digitalization projects.

* N/A - No amounts have been included in the "Previous Budgets" due to this program's on-going nature.

Project Name: **Community Services Technology Advancement Program**

Standing Policy Committee: Community Services

Department: Innovation & Technology
Project: 3491200126

Service: Recreation
OurWinnipeg: Good Health and Well-Being

AUTHORIZATION	Previous Budgets	2026 Estimate	FORECAST 2027	2028	2029	2030	2031	Five-Year Forecast Total	Six-Year Total
Project Costs ($000's)	N/A *	300	150	182	-	-	-	332	632
Financed by:									
Cash to Capital				182				182	182
External Debt		300	150					150	450

CASH FLOW	2026	2027	2028	2029	2030	2031	Beyond 2031	Total
Project Costs ($000's)	300	150	182	-	-	-	-	632
Financed by:								
Cash to Capital			182					182
External Debt	300	150						450

NET OPERATING IMPACT ($000's)	2026	2027	2028	2029	2030	2031
Operating costs						
Debt and finance charges	34	87	105	105	105	63
Transfer to General Capital Fund			182			
Total Direct Costs	34	87	287	105	105	63
Less: Incremental Revenue/Recovery	10	5	6			
Net Cost/(Benefit)	24	82	281	105	105	63
Incremental Full Time Equivalent Positions	-	-	-	-	-	-

Class Estimate: See table below

Strategic Priority Action Plan Theme: None

Project description (in priority order)	Service	2026 Class Est	2026	2027	2028	2029	2030	2031	Total
This initiative is essential for sustaining the life cycle replacement of hardware and software components that will further enhance accessibility, foster innovation and enhance digital communication network.	Recreation	3	300	150	182				632
Total			**300**	**150**	**182**	**-**	**-**	**-**	**632**

Project list and timing is subject to change due to operational requirements and unexpected urgent needs.

Capital funding is required for this technological initiative which allow the Community Services Department (CmS) to upgrade and introduce new cutting-edge technologies. Projects under this program will integrate advanced technologies aimed at fostering efficiencies, enhance service quality, accountability and responsiveness within CmS operations. These projects will yield public service enhancements marked by increased convenience, efficiency and cost-effectiveness.

Securing funding for this initiative is essential for sustaining the life cycle replacement schedules of hardware and software components. Additionally, these projects will further enhance accessibility health and safety measures within public facilities.

This program includes one temporary capital funded full-time equivalent.

* N/A - No amounts have been included in the "Previous Budgets" due to this program's on-going nature.

Project Name: **Planning, Property and Development Desktop Evergreen Program**

Standing Policy Committee: Property and Development

Department: Innovation & Technology

Service: Development Approvals, Building Permits and Inspections

Project: 3490000027

OurWinnipeg: City Building

AUTHORIZATION	Previous Budgets	2026 Estimate	FORECAST 2027	2028	2029	2030	2031	Five-Year Forecast Total	Six-Year Total
Project Costs ($000's)	N/A *	-	100	110	-	-	-	210	210
Financed by:									
Cash to Capital				110				110	110
External Debt			100					100	100

CASH FLOW	2026	2027	2028	2029	2030	2031	Beyond 2031	Total
Project Costs ($000's)	-	100	110	-	-	-	-	210
Financed by:								
Cash to Capital			110					110
External Debt		100						100

NET OPERATING IMPACT ($000's)	2026	2027	2028	2029	2030	2031
Operating costs						
Debt and finance charges		12	24	24	24	24
Transfer to General Capital Fund			110			
Total Direct Costs	-	12	134	24	24	24
Less: Incremental Revenue/Recovery		3	4			
	-	9	130	24	24	24
Incremental Full Time Equivalent Positions	-	-	-	-	-	-

Class Estimate: See table below

Strategic Priority Action Plan Theme: None

Project description (in priority order)	Service	2026 Class Est	2026	2027	2028	2029	2030	2031	Total
This initiative entails an ongoing IT hardware replacement program, emphasizing the transition from desktop computers to laptops.	Development Approvals, Building Permits and Inspections			100	110				210
Total			**-**	**100**	**110**	**-**	**-**	**-**	**210**

Project list and timing is subject to change due to operational requirements and unexpected urgent needs.

Planning, Property and Development Desktop Evergreen Program (continued):

This initiative entails an ongoing Information Technology (IT) hardware replacement program, emphasizing the transition from desktop computers to laptops. Its key objectives are to supply modern IT hardware, including laptops and docking stations, which support contemporary web standards and security protocols. The program aims to enhance organizational efficiency, ensure system stability for seamless end-user support, and promote the adoption of a modern hybrid work model. Central to this initiative is the aim to extend the lifespan and effectiveness of the City's hardware investments, thereby enhancing system functionality, bolstering security measures, and ensuring compatibility with current web technologies. By fostering a shift towards laptops, the initiative seeks to improve usability, user experience, and mitigate security risks and compatibility issues across Planning, Property and Development. The program anticipates that maintaining and enhancing technological infrastructure will catalyze organizational improvements, fostering efficiency and reliability. Funding for reliable and secure IT assets will enable continual upgrades and maintenance, enhance information accessibility and streamline workflows, ultimately improving service delivery.

* N/A - No amounts have been included in the "Previous Budgets" due to this program's on-going nature.

This program includes two temporary capital funded full-time equivalents.

Project Name: **Geospatial Information Systems Program**

Standing Policy Committee: Water, Waste and Environment

Department: Innovation & Technology
Project: 3430000026

Service: Water
OurWinnipeg: Leadership and Good Governance

AUTHORIZATION	Previous Budgets	2026 Estimate	FORECAST 2027	2028	2029	2030	2031	Five-Year Forecast Total	Six-Year Total
Project Costs ($000's)	N/A *	574	250	450	353	300	309	1,662	2,236
Financed by:									
Transfer from Waterworks Fund Retained Earnings		574	250	450	353	300	309	1,662	2,236

CASH FLOW	2026	2027	2028	2029	2030	2031	Beyond 2031	Total
Project Costs ($000's)	574	250	450	353	300	309	-	2,236
Financed by:								
Transfer from Waterworks Fund Retained Earnings	574	250	450	353	300	309		2,236

NET OPERATING IMPACT ($000's)	2026	2027	2028	2029	2030	2031
Operating costs						
Debt and finance charges						
Transfer to General Capital Fund						
Total Direct Costs	-	-	-	-	-	-
Less: Incremental Revenue/Recovery	19	8	15	11	10	10
Net Cost/(Benefit)	(19)	(8)	(15)	(11)	(10)	(10)
Incremental Full Time Equivalent Positions	-	-	-	-	-	-

Class Estimate: See table below

Strategic Priority Action Plan Theme: None

Project description (in priority order)	Service	2026 Class Est	2026	2027	2028	2029	2030	2031	Total
Detailed analysis and assist implementation of Geospatial Information Systems (GIS) functionality critical to Water and Waste GIS usage.	Water	3	574	250	450	353	300	309	2,236
Total			**574**	**250**	**450**	**353**	**300**	**309**	**2,236**

Project list and timing is subject to change due to operational requirements and unexpected urgent needs.

The City of Winnipeg seeks to modernize its Geospatial Information System (GIS) to support efficient City operations. Currently our GIS, GeoMedia provided by Hexagon, is outdated and lacks the capabilities needed to meet the evolving demands of Public Works, Water and Waste, and Planning, Property and Development. With the impending contract expiration and a pressing need for advanced spatial analysis and real-time data integration, transitioning to a more technologically advanced GIS solution is recommended. A GIS that supports a wide range of data formats and facilitates interoperability with other systems and data sources is critical to the effective internal operation of the City of Winnipeg.

* N/A - No amounts have been included in the "Previous Budgets" due to this program's on-going nature.

Project Name: **Information Management and Analytics Program**

Standing Policy Committee: Water, Waste and Environment

Department: Innovation & Technology
Project: 3480000028

Service: Various - see table below
OurWinnipeg: Leadership and Good Governance

AUTHORIZATION	Previous Budgets	2026 Estimate	FORECAST 2027	2028	2029	2030	2031	Five-Year Forecast Total	Six-Year Total
Project Costs ($000's)	N/A *	-	-	1,433	1,391	1,460	1,416	5,700	5,700
Financed by:									
Transfer from Waterworks Fund Retained Earnings				453	411	480	436	1,780	1,780
Transfer from Sewage Disposal Fund Retained Earnings				980	980	980	980	3,920	3,920

CASH FLOW	2026	2027	2028	2029	2030	2031	Beyond 2031	Total
Project Costs ($000's)	-	-	1,433	1,391	1,460	1,416	-	5,700
Financed by:								
Transfer from Waterworks Fund Retained Earnings			453	411	480	436		1,780
Transfer from Sewage Disposal Fund Retained Earnings			980	980	980	980		3,920

NET OPERATING IMPACT ($000's)	2026	2027	2028	2029	2030	2031
Operating costs						
Debt and finance charges						
Transfer to General Capital Fund						
Total Direct Costs	-	-	-	-	-	-
Less: Incremental Revenue/Recovery			47	45	47	46
Net Cost/(Benefit)	-	-	(47)	(45)	(47)	(46)
Incremental Full Time Equivalent Positions	-	-	-	-	-	-

Class Estimate: See table below

Strategic Priority Action Plan Theme: None

Project description (in priority order)	Service	2026 Class Est	2026	2027	2028	2029	2030	2031	Total
Building, expanding and improving data analytics, improving data access and expanding the basis for evidence-based decision making.	Wastewater				980	980	980	980	3,920
Automating and streamlining data management and integration platform.	Water				453	411	480	436	1,780
Total			**-**	**-**	**1,433**	**1,391**	**1,460**	**1,416**	**5,700**

Project list and timing is subject to change due to operational requirements and unexpected urgent needs.

Information Management and Analytics Program (continued):

The City of Winnipeg recognizes the importance of digital platforms in delivering efficient services through data and Artificial Intelligence, improving customer experiences, optimizing processes, and ensuring regulatory compliance. However, current reliance on point-to-point connections leads to system inconsistencies and outdated information. To resolve these issues, several initiatives have been identified to enhance Information Technology (IT) capabilities at both the City and departmental levels.

This program will enhance data access, analytics, dashboarding, and reporting, enabling timely data reporting and insights for evidence-based decisions. Integrating Water and Waste Department (WWD) existing information systems will provide seamless information access, automate processes, and establish a single source of truth, essential for WWD to become a Utility of the Future and improve service levels.

The estimated life of the assets is 10 years.

*N/A - No amounts have been included in the "Previous Budgets" due to this program's on-going nature.

Project Name: **Water and Waste Applications Modernization and Sustainment**

Standing Policy Committee: Water, Waste and Environment

Department: Innovation & Technology
Project: 3491002326

Service: Water
OurWinnipeg: Leadership and Good Governance

AUTHORIZATION	Previous Budgets	2026 Estimate	FORECAST 2027	2028	2029	2030	2031	Five-Year Forecast Total	Six-Year Total
Project Costs ($000's)	N/A *	100	-	150	150	150	267	717	817
Financed by:									
Transfer from Waterworks Fund Retained Earnings		100		150	150	150	267	717	817

CASH FLOW	2026	2027	2028	2029	2030	2031	Beyond 2031	Total
Project Costs ($000's)	100	-	150	150	150	267	-	817
Financed by:								
Transfer from Waterworks Fund Retained Earnings	100		150	150	150	267		817

NET OPERATING IMPACT ($000's)	2026	2027	2028	2029	2030	2031
Operating costs						
Debt and finance charges						
Transfer to General Capital Fund						
Total Direct Costs	-	-	-	-	-	-
Less: Incremental Revenue/Recovery	3		5	5	5	9
Net Cost/(Benefit)	(3)	-	(5)	(5)	(5)	(9)
Incremental Full Time Equivalent Positions	-	-	-	-	-	-

Class Estimate: See table below

Strategic Priority Action Plan Theme: None

Project description (in priority order)	Service	2026 Class Est	2026	2027	2028	2029	2030	2031	Total
Project to maintain existing software, updating and providing maintenance to minimize security risks, lapses in software support and potential performance issues.	Water	3	100		150	150	150	267	817
Total			**100**	**-**	**150**	**150**	**150**	**267**	**817**

Project list and timing is subject to change due to operational requirements and unexpected urgent needs.

The program is designed to improve the stability, security, and performance of the Water and Waste Department software and server infrastructure to minimize the risk of cyberattacks, critical failures, and provide end of life software support.

The estimated life of the assets is 10 years.

*N/A - No amounts have been included in the "Previous Budgets" due to this program's on-going nature.

Project Name: **Water and Waste Supervisory Control and Data Acquisition Security and Integration Improvements**

Standing Policy Committee: Water, Waste and Environment

Department: Innovation & Technology
Project: 3491002327

Service: Wastewater
OurWinnipeg: Leadership and Good Governance

AUTHORIZATION	Previous Budgets	2026 Estimate	FORECAST 2027	2028	2029	2030	2031	Five-Year Forecast Total	Six-Year Total
Project Costs ($000's)	N/A *	-	200	500	600	-	-	1,300	1,300
Financed by:									
Transfer from Sewage Disposal Fund Retained Earnings			200	500	600			1,300	1,300

CASH FLOW	2026	2027	2028	2029	2030	2031	Beyond 2031	Total
Project Costs ($000's)	-	200	500	600	-	-	-	1,300
Financed by:								
Transfer from Sewage Disposal Fund Retained Earnings		200	500	600				1,300

NET OPERATING IMPACT ($000's)	2026	2027	2028	2029	2030	2031
Operating costs						
Debt and finance charges						
Transfer to General Capital Fund						
Total Direct Costs	-	-	-	-	-	-
Less: Incremental Revenue/Recovery		7	16	20		
Net Cost/(Benefit)		(7)	(16)	(20)	-	-
Incremental Full Time Equivalent Positions	-	-	-	-	-	-

Class Estimate: See table below

Strategic Priority Action Plan Theme: None

Project description (in priority order)	Service	2026 Class Est	2026	2027	2028	2029	2030	2031	Total
Initiative will improve operational access to critical wastewater treatment plant operations Supervisory Control and Data Acquisition System data. Enable improved sharing of data and information and provide improved analytics and reporting.	Wastewater			200	500	600			1,300
Total			-	**200**	**500**	**600**	-	-	**1,300**

This initiative will improve operational access to critical wastewater treatment plant operations Supervisory Control and Data Acquisition System (SCADA) data. It will also enable improved sharing of data and information, and provide improved analytics and reporting. Further, this will assess and implement technology and develop processes required to ensure continued operations of the wastewater SCADA systems and increased security to safeguard our data.

The estimated life of this asset is 10 years.

*N/A - No amounts have been included in the "Previous Budgets" due to this program's on-going nature.

Project Name: **Digital Records and Workflow Program**

Standing Policy Committee: Water, Waste and Environment

Department: Innovation & Technology
Project: 3440000027

Service: Various - see table below
OurWinnipeg: Leadership and Good Governance

AUTHORIZATION	Previous Budgets	2026 Estimate	FORECAST 2027	2028	2029	2030	2031	Five-Year Forecast Total	Six-Year Total
Project Costs ($000's)	N/A *	-	1,170	500	750	800	914	4,134	4,134
Financed by:									
Transfer from Waterworks Fund Retained Earnings			235					235	235
Transfer from Sewage Disposal Fund Retained Earnings			935	500	750	800	914	3,899	3,899

CASH FLOW	2026	2027	2028	2029	2030	2031	Beyond 2031	Total
Project Costs ($000's)	-	1,170	500	750	800	914	-	4,134
Financed by:								
Transfer from Waterworks Fund Retained Earnings		235						235
Transfer from Sewage Disposal Fund Retained Earnings		935	500	750	800	914		3,899

NET OPERATING IMPACT ($000's)	2026	2027	2028	2029	2030	2031
Operating costs						
Debt and finance charges						
Transfer to General Capital Fund						
Total Direct Costs	-	-	-	-	-	-
Less: Incremental Revenue/Recovery		38	16	24	26	30
Net Cost/(Benefit)	-	(38)	(16)	(24)	(26)	(30)
Incremental Full Time Equivalent Positions	-	-	-	-	-	-

Class Estimate: See table below

Strategic Priority Action Plan Theme: None

Project description (in priority order)	Service	2026 Class Est	2026	2027	2028	2029	2030	2031	Total
Provide staff with a centralized and integrated repository to organize and standardize document management.	Wastewater			935	500	750	800	914	3,899
Replace legacy document management system with a modern, integrated platform with greater functionality	Water			235					235
Total			**-**	**1,170**	**500**	**750**	**800**	**914**	**4,134**

Project list and timing is subject to change due to operational requirements and unexpected urgent needs.

Digital Records and Workflow Program (continued):

This program includes initiatives aimed at digitalizing, automating and streamlining the flow of digital information within the City of Winnipeg. Projects will focus on document management, version control, collaboration tools, and automation of repetitive tasks. The purpose of these initiatives is to provide staff with a centralized and integrated repository to organize and standardize document management and to improve operational efficiency and effectiveness. Currently there are service gaps with respect to capable records management capabilities, trusted and reliable management of documents, a persistent reliance on paper-based processes and document generation, and absence of standardized automated workflows.

The estimated life of this asset is 10 years.

* N/A - No amounts have been included in the "Previous Budgets" due to this program's on-going nature.

Project Name: **Work and Asset Management Systems Program**

Standing Policy Committee: Executive Policy Committee

Department: Innovation & Technology
Project: 3450000026

Service: Various - see table below
OurWinnipeg: Leadership and Good Governance

AUTHORIZATION	Previous Budgets	2026 Estimate	FORECAST 2027	2028	2029	2030	2031	Five-Year Forecast Total	Six-Year Total
Project Costs ($000's)	N/A *	3,915	4,304	3,338	3,577	2,280	2,531	16,030	19,945
Financed by:									
Waste Diversion Reserve		433		513	351		147	1,011	1,444
Transfer from Waterworks Fund Retained Earnings		2,111	1,351	1,500	1,961	2,066	2,163	9,041	11,152
Transfer from Sewage Disposal Fund Retained Earnings		862	1,203	800	845	214	221	3,283	4,145
External Debt		509	1,750	525	420			2,695	3,204

CASH FLOW	2026	2027	2028	2029	2030	2031	Beyond 2031	Total
Project Costs ($000's)	3,915	4,304	3,338	3,577	2,280	2,531	-	19,945
Financed by:								
Waste Diversion Reserve	433		513	351		147		1,444
Transfer from Waterworks Fund Retained Earnings	2,111	1,351	1,500	1,961	2,066	2,163		11,152
Transfer from Sewage Disposal Fund Retained Earnings	862	1,203	800	845	214	221		4,145
External Debt	509	1,750	525	420				3,204

NET OPERATING IMPACT ($000's)	2026	2027	2028	2029	2030	2031
Operating costs						
Debt and finance charges	58	321	592	703	754	682
Transfer to General Capital Fund						
Total Direct Costs	58	321	592	703	754	682
Less: Incremental Revenue/Recovery	127	140	108	116	74	82
Net Cost/(Benefit)	(69)	181	484	587	680	600
Incremental Full Time Equivalent Positions	-	-	-	-	-	-

Class Estimate: See table below

Strategic Priority Action Plan Theme: None

* N/A - No amounts have been included in the "Previous Budgets" due to this program's on-going nature.

Work and Asset Management Systems Program (continued):

Project description (in priority order)	Service	2026 Class Est	2026	2027	2028	2029	2030	2031	Total
Ensure continued sustainment and enhancements of the essential operational Oracle system used by Water and Waste department.	Wastewater	3	411	650	250	208	214	221	1,954
Ensure continued sustainment and enhancements of the essential operational Oracle system used by Water and Waste department.	Water	3	411	650	250	208	214	221	1,954
Improvements to efficiency, reporting and process automation for the Laboratory Information Management System maintenance and sustainment.	Water	3	700	200	500	1,003	352	438	3,193
Improvements to employee technology to improve public/311 information access, data accuracy, communication and customer service.	Water	3	1,000	501	750	750	1,500	1,504	6,005
An integrated collection management system for cart inventory and key operational activities for Solid Waste Services.	Solid Waste Collection	3	433		513	351		147	1,444
Provide solution(s) for effective management of underground asset lifecycle cost, improved operational efficiencies, and to aid in utility infrastructure renewal decision making.	Wastewater	3	451	553	550	637			2,191
Modernize operational management across departments by enhancing asset lifecycle management, maintenance planning, and workforce productivity.	Innovation, Transformation and Technology	3	509	1,750	525	420			3,204
Total			**3,915**	**4,304**	**3,338**	**3,577**	**2,280**	**2,531**	**19,945**

Project list and timing is subject to change due to operational requirements and unexpected urgent needs.

The City of Winnipeg recognizes the imperative to optimize its diverse asset portfolio, spanning linear, vertical, waste collection, laboratory equipment, and mobile assets, to bolster productivity, reduce costs, minimize downtime, and enhance long-term asset performance. Asset management entails two core components: asset oversight, focusing on maximizing asset value and performance through technology-driven data gathering and analysis for robust management planning, and work management, which involves operational activities to maintain assets in alignment with service level agreements (SLAs). Various initiatives have been identified with a brief description of each at high level.

Collectively, these projects represent a strategic investment in operational excellence, innovation, and stakeholder value delivery, positioning the organization for sustainable growth, competitive advantage, and long-term success in a dynamic business landscape.

This program may include a maximum of one temporary capital funded full-time equivalent.

Project Name: **Public Safety Systems Program**

Standing Policy Committee: Community Services

Department: Innovation & Technology
Project: 3470000026

Service: Fire and Rescue Response
OurWinnipeg: Leadership and Good Governance

AUTHORIZATION	Previous Budgets	2026 Estimate	FORECAST 2027	2028	2029	2030	2031	Five-Year Forecast Total	Six-Year Total
Project Costs ($000's)	N/A *	1,036	1,297	224	1,327	576	-	3,424	4,460
Financed by:									
Shared Health Capital Grant**		1,036				576		576	1,612
External Debt on behalf of Shared Health			1,297	224	1,327			2,848	2,848

CASH FLOW	2026	2027	2028	2029	2030	2031	Beyond 2031	Total
Project Costs ($000's)	1,036	1,297	224	1,327	576	-	-	4,460
Financed by:								
Shared Health Capital Grant	1,036				576			1,612
External Debt on behalf of Shared Health		1,297	224	1,327				2,848

NET OPERATING IMPACT ($000's)	2026	2027	2028	2029	2030	2031
Operating costs						
Debt and finance charges						
Transfer to General Capital Fund						
Total Direct Costs	-	-	-	-	-	-
Less: Incremental Revenue/Recovery	34	42	7	43	19	
Net Cost/(Benefit)	(34)	(42)	(7)	(43)	(19)	-
Incremental Full Time Equivalent Positions	-	-	-	-	-	-

Class Estimate: See table below

Strategic Priority Action Plan Theme: None

Project description (in priority order)	Service	2026 Class Est	2026	2027	2028	2029	2030	2031	Total
This program is to support Information Technology equipment obsolescence, infrastructure upgrades and technology integration to ensure enhanced public safety.	Fire and Rescue Response	3	1,036	1,297	224	1,327	576		4,460
Total			**1,036**	**1,297**	**224**	**1,327**	**576**	**-**	**4,460**

Project list and timing is subject to change due to operational requirements and unexpected urgent needs.

Public Safety Systems Program (continued):

The Public Safety Systems Initiative is a critical step forward for the City of Winnipeg in optimizing emergency response services. The proposal to incorporate this Information Technology (IT) Equipment Obsolescence initiative alongside the transition to Next Generation 911 (NG911) technology into the IT investment plan directly tackles the issue of outdated emergency response systems and constrained emergency infrastructure. By acknowledging the challenges posed by aging equipment and traditional emergency response systems, the Fire Paramedic Service demonstrates a proactive approach to improving public safety. Upgrading to Next Generation 911 technology not only enables the integration of modern communication methods and multimedia data, but also enhances the overall responsiveness of emergency services. This transition requires significant upfront investment in infrastructure upgrades and technology integration but results in enhanced public safety. The initiative aligns with the evolving needs of the community and establishes a new benchmark for emergency services. This proactive approach not only enhances operational efficiency but also addresses potential risks and challenges encountered by both responders and the public.

This program may include a maximum of 0.5 temporary capital funded full-time equivalent.

* N/A - No amounts have been included in the "Previous Budgets" due to this program's on-going nature.

** Shared Health has confirmed up to $2 million of its baseline funding to cover the funding effects of the capital program each year. The cost of this project in each year draws from this funding amount.

Project Name: **Digital Operations Platform Program**

Standing Policy Committee: Executive Policy Committee

Department: Innovation & Technology
Project: 3460000026

Service: Various - see table below
OurWinnipeg: Leadership and Good Governance

AUTHORIZATION	Previous Budgets	2026 Estimate	FORECAST 2027	2028	2029	2030	2031	Five-Year Forecast Total	Six-Year Total
Project Costs ($000's)	N/A *	2,028	2,578	1,386	1,250	8,133	-	13,347	15,375
Financed by:									
Transfer from Sewage Disposal Fund Retained Earnings			266					266	266
External Debt		2,028	2,312	1,386	1,250	8,133		13,081	15,109

CASH FLOW	2026	2027	2028	2029	2030	2031	Beyond 2031	Total
Project Costs ($000's)	2,028	2,578	1,386	1,250	8,133	-	-	15,375
Financed by:								
Transfer from Sewage Disposal Fund Retained Earnings		266						266
External Debt	2,028	2,312	1,386	1,250	8,133			15,109

NET OPERATING IMPACT ($000's)	2026	2027	2028	2029	2030	2031
Operating costs						
Debt and finance charges	233	741	1,178	1,489	2,578	3,269
Transfer to General Capital Fund						
Total Direct Costs	233	741	1,178	1,489	2,578	3,269
Less: Incremental Revenue/Recovery	66	84	45	41	263	
Net Cost/(Benefit)	167	657	1,133	1,448	2,315	3,269
Incremental Full Time Equivalent Positions	-	-	-	-	-	-

Class Estimate: See table below

Strategic Priority Action Plan Theme: None

To adapt to the rapid technological advancements and the growing complexity of City management, implementing a Digital Operations Platform (DOP) has become essential. This shift aims to ensure efficiency, transparency, and sustainability in City operations. This program is to propose a strategic plan to enhance the City's operational efficiency through three targeted Information Technology (IT) investments. First, the City requires an investment to modernize current Enterprise Resource Planning (ERP) solutions, mainly PeopleSoft, to a modern DOP. Second, until a proper DOP is fully implemented, the PeopleSoft solution requires continuous investment to maintain its reliability and sustainability. Third, funding is required for projects targeted at improving operational processes that aren't typically addressed by a modern DOP; such as a comprehensive project management solution and a solution focused at managing fiscal planning and monitoring.

With the adoption of the 2026 Capital Budget, Council authorizes a first charge in the amount of $1.835 million in 2026 or prior to the adoption of the 2027 Capital Budget to facilitate timely delivery of the Citywide ERP Sustainability project.

* N/A - No amounts have been included in the "Previous Budgets" due to this program's on-going nature.

This program may include a total of 11 temporary capital funded full-time equivalents: 4 for Citywide Project Management System Implementation in 2030 and 7 for Citywide Enterprise Resource Planning System Modernization in 2029.

Digital Operations Platform Program (continued):

Project description (in priority order)	Service	2026 Class Est	2026	2027	2028	2029	2030	2031	Total
A comprehensive solution focused at managing Water and Waste Department fiscal planning and monitoring.	Wastewater			266					266
Delivering a Project and Portfolio Management (PPM) solution designed to streamline project workflows and improve overall project efficiency.	Innovation, Transformation and Technology	3	972						972
Modernize Finance, Supply Chain, Human Resources and Operations software Enterprise Resource Planning (ERP).	Innovation, Transformation and Technology	3	1,056	2,312	1,386	1,250	8,133		14,137
Total			**2,028**	**2,578**	**1,386**	**1,250**	**8,133**	**-**	**15,375**

Project list and timing is subject to change due to operational requirements and unexpected urgent needs.

Project Name: **Local Improvements - Ongoing Program**

Standing Policy Committee: Public Works

Department: Assessment and Taxation

Service: Roadway Construction and Maintenance

Project: 1420000126

OurWinnipeg: City Building

AUTHORIZATION	Previous Budgets	2026 Estimate	FORECAST 2027	2028	2029	2030	2031	Five-Year Forecast Total	Six-Year Total
Project Costs ($000's)	N/A *	1,000	1,000	1,000	1,000	1,000	1,000	5,000	6,000
Financed by:									
Cash to Capital				100	100	100	100	400	400
External Debt		1,000	1,000	900	900	900	900	4,600	5,600

CASH FLOW	2026	2027	2028	2029	2030	2031	Beyond 2031	Total
Project Costs ($000's)	-	1,000	1,000	1,000	1,000	1,000	1,000	6,000
Financed by:								
Cash to Capital				100	100	100	100	400
External Debt		1,000	1,000	900	900	900	900	5,600

NET OPERATING IMPACT ($000's)	2026	2027	2028	2029	2030	2031
Operating costs						
Debt and finance charges		66	199	325	445	565
Transfer to General Capital Fund			100	100	100	100
Total Direct Costs	-	66	299	425	545	665
Less: Incremental Revenue/Recovery		33	33	33	33	33
Net Cost/(Benefit)	-	33	266	392	512	632
Incremental Full Time Equivalent Positions	-	-	-	-	-	-

Class Estimate: See table below

Strategic Priority Action Plan Theme: A City that Works for Residents through Improved Customer Service

SPAP Action Item: 5.5 Review the Local Improvement Program for gravel backlanes

Project description (in priority order)	Service	2026 Class Est	2026	2027	2028	2029	2030	2031	Total
To be determined***	Roadway Construction and Maintenance	N/A **	1,000	1,000	1,000	1,000	1,000	1,000	6,000
Total			**1,000**	**1,000**	**1,000**	**1,000**	**1,000**	**1,000**	**6,000**

Individual projects and project budgets are approved by Council via by-law, based on successful local improvement petitions from residents undertaken during the year. Projects within the program will not proceed until a class 3 budget is obtained.

Local Improvement capital projects are those which are financed partly by a direct levy on the properties benefited. The program is governed by Local Improvements By-law No. 98/72 and is subject to advertising and subsequent approval by the majority of ratepayers involved. The types of expenditure generally falling within this category are: paving of local streets and lanes; sidewalk and boulevard construction; installation of new watermains and sewers; ornamental street lighting and lane lighting. The expected life of the assets varies between 10 and 30 years depending on the type of local improvement.

* N/A - No amounts have been included in the "Previous Budgets" due to this program's on-going nature.

** N/A as this is a rolling program.

*** To be determined based on local improvements to be approved.

Project Name: **Transit Building Replacement and Renewal**

Standing Policy Committee: Public Works

Department: Transit
Project: 4210010126

Service: Public Transit
OurWinnipeg: City Building

AUTHORIZATION	Previous Budgets	2026 Estimate	FORECAST 2027	2028	2029	2030	2031	Five-Year Forecast Total	Six-Year Total
Project Costs ($000's)	N/A *	2,254	600	1,000	1,000	600	1,000	4,200	6,454
Financed by:									
Cash to Capital				500	500	600	500	2,100	2,100
External Debt		890	600	500	500		500	2,100	2,990
Transfer from Prior Year Authorization		1,364						-	1,364

CASH FLOW	2026	2027	2028	2029	2030	2031	Beyond 2031	Total
Project Costs ($000's)	1,364	890	1,100	1,000	1,100	500	500	6,454
Financed by:								
Cash to Capital			500	500	600	500		2,100
External Debt		890	600	500	500		500	2,990
Transfer from Prior Year Authorization	1,364							1,364

NET OPERATING IMPACT ($000's)	2026	2027	2028	2029	2030	2031
Operating costs						
Debt and finance charges		39	92	131	168	183
Transfer to General Capital Fund			500	500	600	500
Total Direct Costs	-	39	592	631	768	683
Less: Incremental Revenue/Recovery	20	29	36	33	36	16
Net Cost/(Benefit)	(20)	10	556	598	732	667
Incremental Full Time Equivalent Positions	-	-	-	-	-	-

Class Estimate: See table below

Strategic Priority Action Plan Theme: None

Transit's operations are housed at three primary locations - The Fort Rouge complex, North Main garage, and Brandon garage. The Fort Rouge and North Main facilities are approximately 40 and 80 years old, respectively, and are operating at capacity. The department funds the repair and maintenance of its infrastructure mainly through the operating budget; however, many of the structural, mechanical and electrical systems in the existing infrastructure are past their design and economic lives and capital funding is required to bring the infrastructure up to acceptable standards.

This multi-year capital program addresses the need for both larger and smaller scale projects within Transit's existing facilities, stops and stations. These projects are mainly required due to the age and condition of the assets.

Includes three temporary capital funded full-time equivalent Project Coordinator/Manager positions.

Funding includes $1.364 million rebudgeted from 2023 Transit Building Replacement / Refurbishment (funded by $1.201 million Canada Community - Building Fund, and $163,000 Retained Earnings) - see Appendix D.

Transit Building Replacement and Renewal (continued):

Project description (in priority order)	Service	2026 Class Est	2026	2027	2028	2029	2030	2031	Total
Plant and equipment office redevelopment	Public Transit	3	1,610						1,610
Fluid piping upgrades (phase 2)	Public Transit	3	334						334
Concrete works, north side of storage (Part A)	Public Transit	3	310						310
Concrete works, north side of storage (Part B and C)	Public Transit					450	500		950
Safety and security upgrades	Public Transit			200	100	100	100		500
Air supply and compressor replacement program	Public Transit			250	250				500
Osborne Station improvement program	Public Transit			150	200				350
Vehicle servicing area upgrade	Public Transit				450	450			900
To be determined	Public Transit							1,000	1,000
Total			**2,254**	**600**	**1,000**	**1,000**	**600**	**1,000**	**6,454**

Project list and timing is subject to change due to operational requirements and unexpected urgent needs.

* N/A - No amounts have been included in the "Previous Budgets" due to this program's on-going nature.

Project Name: **Transit Buses**

Standing Policy Committee: Public Works

Department: Transit
Project: 4210000226

Service: Public Transit
OurWinnipeg: Environmental Resilience

AUTHORIZATION	Previous Budgets	2026 Estimate	FORECAST 2027	2028	2029	2030	2031	Five-Year Forecast Total	Six-Year Total
Project Costs ($000's)	N/A *	100,908	23,042	26,183	26,016	29,171	33,801	138,213	239,121
Financed by:									
Cash to Capital				3,896	4,000	1,114	3,841	12,851	12,851
Transit Bus Replacement Reserve		1,272	634	9,995	10,008	9,348	9,348	39,333	40,605
Transit Infrastructure Reserve					1,000	4,000	7,500	12,500	12,500
Canada Community-Building Fund			10,002	7,855	11,008	14,709	11,091	54,665	54,665
Investing in Canada Infrastructure Program (Federal Government)		40,046						-	40,046
Investing in Canada Infrastructure Program (Provincial Government)		33,951						-	33,951
Province of Manitoba Strategic Infrastructure Funding			4,909					4,909	4,909
External Debt		25,639	7,497	4,437			2,021	13,955	39,594

CASH FLOW	2026	2027	2028	2029	2030	2031	Beyond 2031	Total
Project Costs ($000's)	91,601	24,852	29,243	30,453	29,171	31,780	2,021	239,121
Financed by:								
Cash to Capital			3,896	4,000	1,114	3,841		12,851
Transit Bus Replacement Reserve	1,272	634	9,995	10,008	9,348	9,348		40,605
Transit Infrastructure Reserve				1,000	4,000	7,500		12,500
Canada Community-Building Fund		10,002	7,855	11,008	14,709	11,091		54,665
Investing in Canada Infrastructure Program (Federal Government)	40,046							40,046
Investing in Canada Infrastructure Program (Provincial Government)	33,951							33,951
Province of Manitoba Strategic Infrastructure Funding		4,909						4,909
External Debt	16,332	9,307	7,497	4,437			2,021	39,594

NET OPERATING IMPACT ($000's)	2026	2027	2028	2029	2030	2031
Operating costs			444	453	462	472
Debt and finance charges	787	2,048	2,883	3,476	3,699	3,699
Transfer to General Capital Fund			3,896	4,000	1,114	3,841
Total Direct Costs	787	2,048	7,223	7,929	5,275	8,012
Less: Incremental Revenue/Recovery	452	299	528	489	389	514
Net Cost/(Benefit)	335	1,749	6,695	7,440	4,886	7,498
Incremental Full Time Equivalent Positions	-	-	5.00	5.00	5.00	5.00

Class Estimate: See table below

Strategic Priority Action Plan Theme: None

Transit Buses (continued):

Project description (in priority order)	Service	2026 Class Est	2026	2027	2028	2029	2030	2031	Total
Buses	Public Transit	3	100,908	20,365	26,183	26,016	29,171	33,801	236,444
Charging / hydrogen infrastructure	Public Transit			2,677					2,677
Total			**100,908**	**23,042**	**26,183**	**26,016**	**29,171**	**33,801**	**239,121**

Project list and timing is subject to change due to operational requirements and unexpected urgent needs.

This program is for the on-going purchase of Transit buses to replace those that have reached the end of their useful life. Costs include all outfitting associated with these purchases.

In 2026 this program will purchase zero emission buses plus the associated charging/fueling infrastructure. In 2027 to 2031 this program will purchase diesel buses. Future bus and infrastructure purchases are planned based on fleet requirements to meet the goals of the Winnipeg Transit Master Plan and climate goals.

	2026	2027	2028	2028	2030	2031
Forecasted Number of Zero Emission Buses Included in Budget and Forecast above **	51					
Forecasted Number of Diesel Buses Included in Budget and Forecast above **		13	16	16	18	29
Total	**51**	**13**	**16**	**16**	**18**	**29**

** The projection of the number of buses included in the budget is provided as an estimate only and is subject to change as the price per bus and model selected is based on a number of factors. These factors include the movement in the Statistics Canada Monthly Industrial Product Price Index which is influenced by the fluctuation in the Canadian currency and inflation, the timing of order placement in relation to the budget approval, operational requirements and changes to technology or product development. The total number of buses estimated in each year is reflective of the funding available and the planned fleet mix to be purchased.

Includes two temporary capital funded full-time equivalent (FTE) positions including one Coordinator Contracts and one Program Manager. In addition, all Transit Investing in Canada Infrastructure Program (ICIP) projects also share two temporary positions, a Program Manager and a Financial Analyst.

Estimated useful life - 18 years.

With the adoption of the 2026 capital budget, Council authorizes a first charge of up to $23.042 million in 2026 or prior to the adoption of the 2027 capital budget.

On January 29, 2025, Council authorized a first charge of up to $45.0 million in 2025 or prior to the adoption of the 2026 capital budget.

On April 29, 2021, Council approved this project be submitted for consideration to the Investing in Canada Infrastructure Program (ICIP) funding. Delivery of the project was contingent on receiving approval under this program. In November 2022, the City received notification that this project was approved for funding under the ICIP. ICIP includes the budgeted years 2021 to 2026.

Surplus funds will automatically be transferred to the following year's Transit Buses program budget.

Operating costs reflect the necessary added positions to maintain the zero-emission fleet respective of the unique requirements and skills needed for those buses. The estimated net amount of savings from the zero-emission program have been included in Transit's operating budget. These amounts have not yet been reviewed by Council and are subject to change during future budget processes.

Future operating budget impacts, following project completion, may need to be adjusted.

* N/A - No amounts have been included in the "Previous Budgets" due to this program's on-going nature.

Project Name: **Southwest Rapid Transitway (Stage 2) and Pembina Highway Underpass**

Standing Policy Committee: Public Works

Department: Transit
Project: 4230010526

Service: Public Transit
OurWinnipeg: City Building

AUTHORIZATION	Previous Budgets	2026 Estimate	FORECAST 2027	2028	2029	2030	2031	Five-Year Forecast Total	Six-Year Total
Project Costs ($000's)	-	-	-	-	-	-	-	-	-
Financed by:									
Southwest Rapid Transitway (Stage 2) and Pembina Highway Underpass Payment Reserve		13,616	14,049	14,669	14,622	15,456	16,316	75,112	88,728
P3 Annual Service / Financing Payments (City)		(13,175)	(13,336)	(13,956)	(13,909)	(14,743)	(15,603)	(71,547)	(84,722)
External Debt Annual Service Payments (City)		(441)	(713)	(713)	(713)	(713)	(713)	(3,565)	(4,006)

CASH FLOW	2026	2027	2028	2029	2030	2031	Beyond 2031	Total
Project Costs ($000's)	13,616	14,049	14,669	14,622	15,456	16,316	294,219	382,947
Financed by:								
Southwest Rapid Transitway (Stage 2) and Pembina Highway Underpass Payment Reserve	13,616	14,049	14,669	14,622	15,456	16,316	294,219	382,947

NET OPERATING IMPACT ($000's)	2026	2027	2028	2029	2030	2031
Operating costs						
Debt and finance charges						
Transfer to General Capital Fund						
Total Direct Costs	-	-	-	-	-	-
Less: Incremental Revenue/Recovery						
Net Cost/(Benefit)	-	-	-	-	-	-
Incremental Full Time Equivalent Positions	-	-	-	-	-	-

Class Estimate: Not applicable

Strategic Priority Action Plan Theme: None

The Southwest Rapid Transitway (Stage 2) and Pembina Highway Underpass (SWRT) was approved by Council on June 25, 2014, using a Public Private Partnership (P3) approach and the transitway opened on April 12, 2020.

The City will make on-going lease payments to Plenary Roads Winnipeg Transitway LP (PRW) extending until 2049. These payments are required under a 30-year contract with PRW and cover the remaining capital cost of the Transitway as well as on-going maintenance.

There are significant provisions in the contract to ensure the City's specifications are met and the facility is returned to the City in good condition at the end of the contract. Costs associated with monitoring this contract, including the salary recovery of the Senior Project Review/P3 Specialist and other P3 costs are also included in this budget. Non-performance deductions may occur where the City's specifications are not met.

A portion of the payment to PRW represents an annual amount dedicated to the maintenance of the Transitway, including long-term rehabilitative costs. This amount is adjusted for changes to the Consumer Price Index on an annual basis.

Southwest Rapid Transitway (Stage 2) and Pembina Highway Underpass (continued):

The above annual estimates relate to the maintenance phase of the project and include the authorization for the lease payments, debt servicing, and other charges related to the facility.

On March 22, 2016, Council authorized a first charge of up to 30% of the annual lease payments prior to the adoption of annual capital budget in the event the capital budget is adopted after December 31, in order to facilitate payments on the P3 contract.

In accordance with By-law 8164/2002 where the City's capital budget has not been adopted before January 1 of the year to which the budget is applicable, the Chief Administrative Officer is authorized, before the adoption of the capital budget, to approve expenditures not exceeding 30% of the amount the City of Winnipeg is contractually obligated to pay annually in respect of Public-Private Partnerships, as a first charge against the General Capital Fund.

On April 29, 2021, Council approved that effective January 1, 2024, the funding source for the Southwest Rapid Transitway (Stage 2) and Pembina Highway Underpass Payment Reserve be changed from 10 years of dedicated annual 0.33% property tax increase (2016 - 2025) to eight years (2016 - 2023).

As financing and administration costs are implicit in the lease payments, this project is exempt from the Corporate administration and interest charges.

Project Name: **Heavy and Other Equipment Program**

Standing Policy Committee: Public Works

Department: Transit
Project: 4210010626

Service: Public Transit
OurWinnipeg: City Building

AUTHORIZATION	Previous Budgets	2026 Estimate	FORECAST 2027	2028	2029	2030	2031	Five-Year Forecast Total	Six-Year Total
Project Costs ($000's)	N/A *	1,600	300	650	826	1,000	1,000	3,776	5,376
Financed by:									
Cash to Capital				150	326	100	100	676	676
Canada Community-Building Fund		1,400		500	500	400	400	1,800	3,200
External Debt		200	300			500	500	1,300	1,500

CASH FLOW	2026	2027	2028	2029	2030	2031	Beyond 2031	Total
Project Costs ($000's)	1,400	200	950	826	500	1,000	500	5,376
Financed by:								
Cash to Capital			150	326	100	100		676
Canada Community-Building Fund	1,400		500	500	400	400		3,200
External Debt		200	300			500	500	1,500

NET OPERATING IMPACT ($000's)	2026	2027	2028	2029	2030	2031
Operating costs						
Debt and finance charges		10	35	50	50	74
Transfer to General Capital Fund			150	326	100	100
Total Direct Costs	-	10	185	376	150	174
Less: Incremental Revenue/Recovery	18	7	21	17	8	25
Net Cost/(Benefit)	(18)	3	164	359	142	149
Incremental Full Time Equivalent Positions	-	-	-	-	-	-

Class Estimate: See table below

Strategic Priority Action Plan Theme: None

Project description (in priority order)	Service	2026 Class Est	2026	2027	2028	2029	2030	2031	Total
Front End Loader	Public Transit	3	342						342
Frame Machine	Public Transit	3	386						386
Mule - Utility Task Vehicle	Public Transit	3	190						190
Truck	Public Transit	3	115						115
Dump Trucks (2)	Public Transit	3	532						532
Sander Truck & Body	Public Transit			300					300
Various	Public Transit	3	35		650	826	1,000	1,000	3,511
Total			**1,600**	**300**	**650**	**826**	**1,000**	**1,000**	**5,376**

Project list and timing is subject to change due to operational requirements and unexpected urgent needs.

The Heavy and Other Equipment Program will replace outdated and aged heavy and other equipment throughout Transit. This will minimize equipment and bus downtime, and ensure services are able to be provided in a timely and efficient manner.

* N/A - No amounts have been included in the "Previous Budgets" due to this program's on-going nature.

Project Name: **Hoist Replacement at Fort Rouge Garage**

Standing Policy Committee: Public Works

Department: Transit
Project: 4210010426

Service: Public Transit
OurWinnipeg: City Building

AUTHORIZATION	Previous Budgets	2026 Estimate	FORECAST 2027	2028	2029	2030	2031	Five-Year Forecast Total	Six-Year Total
Project Costs ($000's)	N/A *	3,597	-	-	-	-	-	-	3,597
Financed by:									
Canada Community-Building Fund		3,472						-	3,472
External Debt		125						-	125

CASH FLOW	2026	2027	2028	2029	2030	2031	Beyond 2031	Total
Project Costs ($000's)	3,472	125	-	-	-	-	-	3,597
Financed by:								
Canada Community-Building Fund	3,472							3,472
External Debt		125						125

NET OPERATING IMPACT ($000's)	2026	2027	2028	2029	2030	2031
Operating costs						
Debt and finance charges		6	12	12	12	12
Transfer to General Capital Fund						
Total Direct Costs	-	6	12	12	12	12
Less: Incremental Revenue/Recovery	43	4				
Net Cost/(Benefit)	(43)	2	12	12	12	12
Incremental Full Time Equivalent Positions	-	-	-	-	-	-

Class Estimate: See table below

Strategic Priority Action Plan Theme: None

Project description (in priority order)	Service	2026 Class Est	2026	2027	2028	2029	2030	2031	Total
Replacement of Hoists #19-25	Public Transit	3	3,597						3,597
Total			**3,597**	**-**	**-**	**-**	**-**	**-**	**3,597**

Project list and timing is subject to change due to operational requirements and unexpected urgent needs.

All 38 in-ground hoists found in the Fort Rouge Garage maintenance shop require replacement due to deterioration and age, inefficient and outdated designs, and to ensure compliance with new hoist codes and standards.

* N/A - No amounts have been included in the "Previous Budgets" due to this program's on-going nature.

Project Name: **Primary Transit Network Infrastructure**

Standing Policy Committee: Public Works

Department: Transit
Project: 4230020126

Service: Public Transit
OurWinnipeg: City Building

AUTHORIZATION	Previous Budgets	2026 Estimate	FORECAST 2027	2028	2029	2030	2031	Five-Year Forecast Total	Six-Year Total
Project Costs ($000's)	N/A*	13,536	-	-	-	-	-	-	13,536
Financed by:									
Investing in Canada Infrastructure Program (Federal Government)		4,788						-	4,788
Investing in Canada Infrastructure Program (Provincial Government)		3,990						-	3,990
External Debt		4,758						-	4,758

CASH FLOW	2026	2027	2028	2029	2030	2031	Beyond 2031	Total
Project Costs ($000's)	8,778	4,758	-	-	-	-	-	13,536
Financed by:								
Investing in Canada Infrastructure Program (Federal Government)	4,788							4,788
Investing in Canada Infrastructure Program (Provincial Government)	3,990							3,990
External Debt		4,758						4,758

NET OPERATING IMPACT ($000's)	2026	2027	2028	2029	2030	2031
Operating costs						
Debt and finance charges		211	347	347	347	347
Transfer to General Capital Fund						
Total Direct Costs	-	211	347	347	347	347
Less: Incremental Revenue/Recovery	110	155				
Net Cost/(Benefit)	(110)	56	347	347	347	347
Incremental Full Time Equivalent Positions						

Class Estimate: See table below

Strategic Priority Action Plan Theme: A Green and Growing City with Sustainable Renewal of Infrastructure

SPAP Action Item: 4.4 Accelerate implementation of the Winnipeg Transit Master Plan

Project description (in priority order)	Service	2026 Class Est	2026	2027	2028	2029	2030	2031	Total
Major and minor stops	Public Transit	3	5,525						5,525
Bus loops and traffic signals	Public Transit	3	4,171						4,171
Comfort stations	Public Transit	3	1,225						1,225
Active Transportation pathways	Public Transit	3	2,615						2,615
Total			**13,536**	-	-	-	-	-	**13,536**

Project list and timing is subject to change due to operational requirements and unexpected urgent needs.

Primary Transit Network Infrastructure (continued):

The Primary Transit Network Infrastructure program will support the Winnipeg Transit Master Plan complete redesign of the transit network City-wide. In the proposed new transit network, several new routes will require dedicated bus loops, stations, mobility hubs, comfort stations for bus operators, and new traffic signals where buses/ riders will be turning onto or crossing major arterial streets. This program includes public engagement, communications, and marketing to ensure Winnipeg Transit customers and the broader public are aware and can provide input on the proposed changes and their impacts. The program also funds installation and removal of bus stop signs and other similar elements required to transition the City-wide transit network.

Projects within the program include $2.615 million towards active transportation improvements that provide connectivity to transit routes and rapid transit stations.

Includes one temporary capital funded full-time equivalent Project Manager position. In addition, all Transit Investing in Canada Infrastructure Program (ICIP) projects share two temporary positions, a Program Manager and a Financial Analyst.

This program has been approved for funding under the Investing in Canada Infrastructure Program.

Future operating budget impacts, following project completion, may need to be adjusted.

On-going resources (1.50 full-time equivalent positions) related to this project was added in previous years' operating budget.

* N/A - No amounts have been included in the "Previous Budgets" due to this program's on-going nature.

Project Name: **Rapid Transit (Downtown Corridors) Preliminary Design**

Standing Policy Committee: Public Works

Department: Transit
Project: 4230010726

Service: Public Transit
OurWinnipeg: City Building

AUTHORIZATION	Previous Budgets	2026 Estimate	FORECAST 2027	2028	2029	2030	2031	Five-Year Forecast Total	Six-Year Total
Project Costs ($000's)	1,193	5,807	-	-	-	-	-	-	5,807
Financed by:									
Investing in Canada Infrastructure Program (Federal Government)		2,208						-	2,208
Investing in Canada Infrastructure Program (Provincial Government)		1,840						-	1,840
External Debt		1,759						-	1,759

CASH FLOW	2026	2027	2028	2029	2030	2031	Beyond 2031	Total
Project Costs ($000's)	4,048	1,759	-	-	-	-	-	5,807
Financed by:								
Investing in Canada Infrastructure Program (Federal Government)	2,208							2,208
Investing in Canada Infrastructure Program (Provincial Government)	1,840							1,840
External Debt		1,759						1,759

NET OPERATING IMPACT ($000's)	2026	2027	2028	2029	2030	2031
Operating costs						
Debt and finance charges		203	414	414	414	414
Transfer to General Capital Fund						
Total Direct Costs	-	203	414	414	414	414
Less: Incremental Revenue/Recovery	51	57				
Net Cost/(Benefit)	(51)	146	414	414	414	414
Incremental Full Time Equivalent Positions	-	-	-	-	-	-

Class Estimate: 3

Strategic Priority Action Plan Theme: A Green and Growing City with Sustainable Renewal of Infrastructure

SPAP Action Item: 4.4 Accelerate implementation of the Winnipeg Transit Master Plan

The Winnipeg Transit Master Plan has identified and prioritized the future rapid transit corridors that will support a 25-year vision for Winnipeg Transit. This preliminary design will define the project scope, alignment and a design that will support a class 3 estimate for the proposed downtown corridors.

Includes one temporary capital funded full-time equivalent Project Manager position. In addition, all Transit Investing in Canada Infrastructure Program (ICIP) projects share two temporary positions, a Program Manager and a Financial Analyst.

This project has been approved for funding under the Investing in Canada Infrastructure Program.

Project Name: **Wheelchair Securements Retro-fit**

Standing Policy Committee: Public Works

Department: Transit
Project: 4210001226

Service: Public Transit
OurWinnipeg: City Building

AUTHORIZATION	Previous Budgets	2026 Estimate	FORECAST 2027	2028	2029	2030	2031	Five-Year Forecast Total	Six-Year Total
Project Costs ($000's)	9,625	4,125	-	-	-	-	-	-	4,125
Financed by:									
Investing in Canada Infrastructure Program (Federal Government)		1,382						-	1,382
Investing in Canada Infrastructure Program (Provincial Government)		1,151						-	1,151
External Debt		1,592						-	1,592

CASH FLOW	2026	2027	2028	2029	2030	2031	Beyond 2031	Total
Project Costs ($000's)	2,533	1,592	-	-	-	-	-	4,125
Financed by:								
Investing in Canada Infrastructure Program (Federal Government)	1,382							1,382
Investing in Canada Infrastructure Program (Provincial Government)	1,151							1,151
External Debt		1,592						1,592

NET OPERATING IMPACT ($000's)	2026	2027	2028	2029	2030	2031
Operating costs			78	80	81	83
Debt and finance charges		78	158	158	158	158
Transfer to General Capital Fund						
Total Direct Costs	-	78	236	238	239	241
Less: Incremental Revenue/Recovery	32	52				
Net Cost/(Benefit)	(32)	26	236	238	239	241
Incremental Full Time Equivalent Positions	-	-	0.50	0.50	0.50	0.50

Class Estimate: 3

Strategic Priority Action Plan Theme: None

This program will support the retro fit of wheelchair securements on existing buses purchased before 2021. Beginning in 2021, all new buses received are equipped with wheelchair securements that will meet the Accessible Transportation Standard Regulation included in the Accessibility for Manitobans Act (AMA) to provide a transportation system that is more inclusive for all Manitobans, regardless of abilities. The AMA is Provincial legislation which mandates accessibility regulations that are not elective and must be met.

This retrofit project, in addition to making the ride safer for all passengers including the most vulnerable, would allow customers to use both Winnipeg Transit Plus and conventional transit together to complete a trip. This approach is expected to provide more independence and flexibility for customers.

Includes four temporary capital funded full-time equivalent positions including one Project Manager/Coordinator, one Bus Exterior Repairer, one Mechanic Helper, and one Mechanic. In addition, all Transit Investing in Canada Infrastructure Program (ICIP) projects share two temporary positions, a Program Manager and a Financial Analyst.

Wheelchair Securements Retro-fit (continued):

On January 29, 2025, Council authorized a first charge of up to $4.125 million in 2025 or prior to the adoption of the 2026 capital budget.

Operating costs reflect incremental increase of 0.5 additional operating FTEs to maintain and service the new securements. This amount has not yet been reviewed by Council and is subject to change during future budget processes.

This project has been approved for funding under the Investing in Canada Infrastructure Program.

Future operating budget impacts, following project completion, may need to be adjusted.

Project Name: **Transit Waterline Replacement**

Standing Policy Committee: Public Works

Department: Transit
Project: 4210010326

Service: Public Transit
OurWinnipeg: City Building

AUTHORIZATION	Previous Budgets	2026 Estimate	FORECAST 2027	2028	2029	2030	2031	Five-Year Forecast Total	Six-Year Total
Project Costs ($000's)	-	1,790	-	-	-	-	-	-	1,790
Financed by:									
Canada Community-Building Fund		1,490						-	1,490
External Debt		300						-	300

CASH FLOW	2026	2027	2028	2029	2030	2031	Beyond 2031	Total
Project Costs ($000's)	1,490	300	-	-	-	-	-	1,790
Financed by:								
Canada Community-Building Fund	1,490							1,490
External Debt		300						300

NET OPERATING IMPACT ($000's)	2026	2027	2028	2029	2030	2031
Operating costs						
Debt and finance charges		13	22	22	22	22
Transfer to General Capital Fund						
Total Direct Costs	-	13	22	22	22	22
Less: Incremental Revenue/Recovery	19	10				
Net Cost/(Benefit)	(19)	3	22	22	22	22
Incremental Full Time Equivalent Positions	-	-	-	-	-	-

Class Estimate: 3

Strategic Priority Action Plan Theme: None

This project is for the replacement of the galvanized domestic water piping throughout the Transit buildings located at 421 Osborne Street.

Includes one temporary capital funded full-time equivalent (FTE) Project Manager/Coordinator position.

Future operating budget impacts, following project completion, may need to be adjusted.

Project Name: **Fort Rouge Garage Washrack**

Standing Policy Committee: Public Works

Department: Transit
Project: 4210010926

Service: Public Transit
OurWinnipeg: City Building

AUTHORIZATION	Previous Budgets	2026 Estimate	FORECAST 2027	2028	2029	2030	2031	Five-Year Forecast Total	Six-Year Total
Project Costs ($000's)	-	2,000	-	-	-	-	-	-	2,000
Financed by:									
Canada Community-Building Fund		710						-	710
External Debt		400						-	400
Transfer from Prior Year Authorization		890						-	890

CASH FLOW	2026	2027	2028	2029	2030	2031	Beyond 2031	Total
Project Costs ($000's)	1,600	400	-	-	-	-	-	2,000
Financed by:								
Canada Community-Building Fund	710							710
External Debt		400						400
Transfer from Prior Year Authorization	890							890

NET OPERATING IMPACT ($000's)	2026	2027	2028	2029	2030	2031
Operating costs						
Debt and finance charges		20	40	40	40	40
Transfer to General Capital Fund						
Total Direct Costs	-	20	40	40	40	40
Less: Incremental Revenue/Recovery	20	13				
Net Cost/(Benefit)	(20)	7	40	40	40	40
Incremental Full Time Equivalent Positions	-	-	-	-	-	-

Class Estimate: 3

Strategic Priority Action Plan Theme: None

This project is for the addition of a second wash rack at Fort Rouge Garage to increase efficiency, productivity and capacity.

Future operating budget impacts, following project completion, may need to be adjusted.

Funding includes $890,000 rebudgeted from 2023 Transit Building Replacement / Refurbishment (funded by $890,000 Canada Community - Building Fund) - see Appendix D.

Project Name: **Ancillary Vehicle Program**

Standing Policy Committee: Public Works

Department: Transit
Project: 4210010726

Service: Public Transit
OurWinnipeg: City Building

AUTHORIZATION	Previous Budgets	2026 Estimate	FORECAST 2027	2028	2029	2030	2031	Five-Year Forecast Total	Six-Year Total
Project Costs ($000's)	N/A*	622	634	647	660	660	660	3,261	3,883
Financed by:									
Cash to Capital						660	660	1,320	1,320
External Debt		622	634	647	660			1,941	2,563

CASH FLOW	2026	2027	2028	2029	2030	2031	Beyond 2031	Total
Project Costs ($000's)	-	622	634	647	1,320	660	-	3,883
Financed by:								
Cash to Capital					660	660		1,320
External Debt		622	634	647	660			2,563

NET OPERATING IMPACT ($000's)	2026	2027	2028	2029	2030	2031
Operating costs						
Debt and finance charges		72	220	371	524	604
Transfer to General Capital Fund					660	660
Total Direct Costs	-	72	220	371	1,184	1,264
Less: Incremental Revenue/Recovery	20	21	21	21	21	21
Net Cost/(Benefit)	(20)	51	199	350	1,163	1,243
Incremental Full Time Equivalent Positions	-	-	-	-	-	-

Class Estimate: See table below

Strategic Priority Action Plan Theme: None

Project description (in priority order)	Service	2026 Class Est	2026	2027	2028	2029	2030	2031	Total
Pickup truck / SUVs	Public Transit	3	104		110	263			477
Interceptors / pickup truck	Public Transit	3	258	208	110	194	386	499	1,655
Vans	Public Transit	3	208	426	341	114	274	117	1,480
Car / electric carts	Public Transit	3	52		86	89		44	271
Total			**622**	**634**	**647**	**660**	**660**	**660**	**3,883**

Project list and timing is subject to change due to operational requirements and unexpected urgent needs.

The Ancillary Vehicle Program will replace or add Winnipeg Transit support vehicles throughout the Department. Costs include vehicle outfitting.

* N/A - No amounts have been included in the "Previous Budgets" due to this program's on-going nature.

Project Name: **Bus Shelters, Stops and On-Street Infrastructure Program**

Standing Policy Committee: Public Works

Department: Transit
Project: 4210001526

Service: Public Transit
OurWinnipeg: City Building

AUTHORIZATION	Previous Budgets	2026 Estimate	FORECAST 2027	2028	2029	2030	2031	Five-Year Forecast Total	Six-Year Total
Project Costs ($000's)	N/A*	974	150	150	100	-	-	400	1,374
Financed by:									
Cash to Capital				150	100			250	250
External Debt			150					150	150
Transfer from Prior Year Authorization		974						-	974

CASH FLOW	2026	2027	2028	2029	2030	2031	Beyond 2031	Total
Project Costs ($000's)	974	150	150	100	-	-	-	1,374
Financed by:								
Cash to Capital			150	100				250
External Debt		150						150
Transfer from Prior Year Authorization	974							974

NET OPERATING IMPACT ($000's)	2026	2027	2028	2029	2030	2031
Operating costs						
Debt and finance charges		10	20	20	20	20
Transfer to General Capital Fund			150	100		
Total Direct Costs	-	10	170	120	20	20
Less: Incremental Revenue/Recovery	12	5	5	3	-	-
Net Cost/(Benefit)	(12)	5	165	117	20	20
Incremental Full Time Equivalent Positions	-	-	-	-	-	-

Class Estimate: See table below

Strategic Priority Action Plan Theme: A Green and Growing City with Sustainable Renewal of Infrastructure

SPAP Action Item: 4.4 Accelerate implementation of the Winnipeg Transit Master Plan

Project description (in priority order)	Service	2026 Class Est	2026	2027	2028	2029	2030	2031	Total
Priority on-street Transit infrastructure upgrades at various locations	Public Transit	3	197						197
Bus stop construction at various locations	Public Transit	3	362						362
Major junction amenity upgrades	Public Transit	3	415						415
To be determined	Public Transit			150	150	100			400
Total			**974**	**150**	**150**	**100**	**-**	**-**	**1,374**

Project list and timing is subject to change due to operational requirements and unexpected urgent needs.

Bus Shelters, Stops and On-Street Infrastructure Program (continued):

This project will include, but is not limited to, upgrade or installation of Transit bus shelters, mobility hubs, comfort stations, stops, terminals, and other planning and construction of on-street infrastructure in alignment with the Winnipeg Transit Master Plan as well as accessibility related consulting and design to align the infrastructure with the requirements of the Accessibility for Manitobans Act (AMA), Accessible Transportation Standard Regulation (ATSR).

Includes one temporary capital funded Project Manager/Project Coordinator full-time equivalent position.

Funding includes $974,000 rebudgeted from the 2023 Heated Bus Shelter program (funded by $722,000 Canada Community - Building Fund), 2022 and 2023 Accessibility Program (funded by $252,000 Canada Community - Building Fund) - see Appendix D.

Future operating budget impacts, following project completion, may need to be adjusted.

* N/A - No amounts have been included in the "Previous Budgets" due to this program's on-going nature.

Return to Table of Contents

Project Name: **Shoal Lake Aqueduct Renewals**

Standing Policy Committee: Water, Waste and Environment

Department: Water and Waste
Project: 2003000628

Service: Water
OurWinnipeg: Environmental Resilience

AUTHORIZATION	Previous Budgets	2026 Estimate	FORECAST 2027	2028	2029	2030	2031	Five-Year Forecast Total	Six-Year Total
Project Costs ($000's)	N/A *	-	-	7,724	-	-	7,027	14,751	14,751
Financed by:									
Retained Earnings				7,724			7,027	14,751	14,751

CASH FLOW	2026	2027	2028	2029	2030	2031	Beyond 2031	Total
Project Costs ($000's)	-	-	2,780	2,523	2,421	2,545	4,482	14,751
Financed by:								
Retained Earnings			2,780	2,523	2,421	2,545	4,482	14,751

NET OPERATING IMPACT ($000's)	2026	2027	2028	2029	2030	2031
Operating costs						
Debt and finance charges						
Transfer to General Capital Fund						
Total Direct Costs	-	-	-	-	-	-
Less: Incremental Revenue/Recovery						
Net Cost/(Benefit)	-	-	-	-	-	-
Incremental Full Time Equivalent Positions	-	-	-	-	-	-

Class Estimate: See table below

Strategic Priority Action Plan Theme: None

Project description (in priority order)	Service	2026 Class Est	2026	2027	2028	2029	2030	2031	Total
Aqueduct condition assessment	Water				7,724			7,027	14,751
Total			**-**	**-**	**7,724**	**-**	**-**	**7,027**	**14,751**

Project list and timing is subject to change due to operational requirements and unexpected urgent needs.

The Shoal Lake Aqueduct (SLA), which has been in continuous service since 1919, delivers water to Winnipeg from Shoal Lake, a distance of 156 kilometers (97 miles).

Funds are for condition assessment and renewal work identified through on-going monitoring and inspection programs. A comprehensive multi-year condition assessment of the concrete aqueduct will begin in 2025 and will identify future rehabilitation needs. Other works identified to date include berm upgrades, underdrain systems, drainage siphons, select boathouses, overflow structures, bar screens, vent pipes, manholes, culverts, ditches, drainage siphons, and bridging structures as well as vegetation management.

The expected life of the assets is 40 years.

* N/A - No amounts have been included in the "Previous Budgets" due to this program's on-going nature.

Project Name: **Shoal Lake Aqueduct Intake Facility Renewals**

Standing Policy Committee: Water, Waste and Environment

Department: Water and Waste
Project: 2012000226

Service: Water
OurWinnipeg: Environmental Resilience

AUTHORIZATION	Previous Budgets	2026 Estimate	FORECAST 2027	2028	2029	2030	2031	Five-Year Forecast Total	Six-Year Total
Project Costs ($000's)	N/A *	200	4,225	350	-	1,050	4,550	10,175	10,375
Financed by:									
Retained Earnings		200	4,225	350		1,050	4,550	10,175	10,375

CASH FLOW	2026	2027	2028	2029	2030	2031	Beyond 2031	Total
Project Costs ($000's)	200	2,380	2,008	187	1,033	2,612	1,955	10,375
Financed by:								
Retained Earnings	200	2,380	2,008	187	1,033	2,612	1,955	10,375

NET OPERATING IMPACT ($000's)	2026	2027	2028	2029	2030	2031
Operating costs						
Debt and finance charges						
Transfer to General Capital Fund						
Total Direct Costs	-	-	-	-	-	-
Less: Incremental Revenue/Recovery						
Net Cost/(Benefit)	-	-	-	-	-	-
Incremental Full Time Equivalent Positions	-	-	-	-	-	-

Class Estimate: See table below

Strategic Priority Action Plan Theme: None

Project description (in priority order)	Service	2026 Class Est	2026	2027	2028	2029	2030	2031	Total
Intake structure renewal	Water	3	200	4,225	350				4,775
Engine shed and siteworks renewal	Water						1,050	4,550	5,600
Total			**200**	**4,225**	**350**	**-**	**1,050**	**4,550**	**10,375**

Project list and timing is subject to change due to operational requirements and unexpected urgent needs.

The Shoal Lake Aqueduct, which has been in continuous service since 1919, is the sole water supply infrastructure for the City of Winnipeg. The Shoal Lake Intake Structure is the transition headworks to receive water from Shoal Lake and to control the water flow into the aqueduct. Given the critical nature of the intake structure to the safe operation of the aqueduct and the City's water supply, a condition assessment was undertaken and identified a number of rehabilitation and replacement requirements. This included the replacement and refurbishment of various mechanical components that date back to the original construction, the replacement of the maintenance/ communication facility, as well as renewals to the existing infrastructure. The recommended improvements will be completed in phases on a risk-based priority.

The expected life of the assets is 50 years.

* N/A - No amounts have been included in the "Previous Budgets" due to this program's on-going nature.

Project Name: **Branch Aqueduct Renewals**

Standing Policy Committee: Water, Waste and Environment

Department: Water and Waste
Project: 2003000527

Service: Water
OurWinnipeg: Environmental Resilience

AUTHORIZATION	Previous Budgets	2026 Estimate	FORECAST 2027	2028	2029	2030	2031	Five-Year Forecast Total	Six-Year Total
Project Costs ($000's)	N/A *	-	400	7,818	-	-	-	8,218	8,218
Financed by:									
Retained Earnings			400	7,818				8,218	8,218

CASH FLOW	2026	2027	2028	2029	2030	2031	Beyond 2031	Total
Project Costs ($000's)	-	150	3,956	3,685	427	-	-	8,218
Financed by:								
Retained Earnings		150	3,956	3,685	427			8,218

NET OPERATING IMPACT ($000's)	2026	2027	2028	2029	2030	2031
Operating costs						
Debt and finance charges						
Transfer to General Capital Fund						
Total Direct Costs	-	-	-	-	-	-
Less: Incremental Revenue/Recovery						
Net Cost/(Benefit)	-	-	-	-	-	-
Incremental Full Time Equivalent Positions	-	-	-	-	-	-

Class Estimate: See table below

Strategic Priority Action Plan Theme: None

Project description (in priority order)	Service	2026 Class Est	2026	2027	2028	2029	2030	2031	Total
Branch 1 Aqueduct condition assessment	Water				1,074				1,074
Branch 1 Aqueduct underdrain renewals	Water				5,182				5,182
Repairs and McPhillips reservoir	Water			400	1,562				1,962
Total			**-**	**400**	**7,818**	**-**	**-**	**-**	**8,218**

Project list and timing is subject to change due to operational requirements and unexpected urgent needs.

The Branch I and II Aqueducts, along with the Branch Interconnection Aqueduct are specialized pipes which are unique in size, materials, construction techniques and failure modes. The Branch I Aqueduct was installed between 1914 to 1918 and the Branch II and Interconnection Aqueducts were installed between 1959 and 1963. All of these require specialized inspection, testing, and maintenance to preserve the asset.

Funds are for the condition assessment and renewal of the Branch Aqueducts, interconnection, and associated ancillaries.

The expected life of the assets is 40 years.

* N/A - No amounts have been included in the "Previous Budgets" due to this program's on-going nature.

Project Name: **Regulatory Assessment of Water System Infrastructure and Supply Sources**

Standing Policy Committee: Water, Waste and Environment

Department: Water and Waste
Project: 2001000726

Service: Water
OurWinnipeg: Environmental Resilience

AUTHORIZATION	Previous Budgets	2026 Estimate	FORECAST 2027	2028	2029	2030	2031	Five-Year Forecast Total	Six-Year Total
Project Costs ($000's)	575	250	-	-	-	-	300	300	550
Financed by:									
Retained Earnings		250					300	300	550

CASH FLOW	2026	2027	2028	2029	2030	2031	Beyond 2031	Total
Project Costs ($000's)	250	-	-	-	-	300	-	550
Financed by:								
Retained Earnings	250					300		550

NET OPERATING IMPACT ($000's)	2026	2027	2028	2029	2030	2031
Operating costs						
Debt and finance charges						
Transfer to General Capital Fund						
Total Direct Costs	-	-	-	-	-	-
Less: Incremental Revenue/Recovery						
Net Cost/(Benefit)	-	-	-	-	-	-
Incremental Full Time Equivalent Positions	-	-	-	-	-	-

Class Estimate: 3

Strategic Priority Action Plan Theme: None

A drinking water system infrastructure assessment is required under the Provincial Drinking Water Safety Act. The objective of the report is to carry out an onsite evaluation to identify, analyze, and mitigate any potential adverse health risks and environmental impacts associated with the water system in a "source to tap" methodology. This work will also determine whether the water system's source, facilities, equipment, and operations are effective in producing safe drinking water, and meet current regulations.

Infrastructure assessment reports are required every five years.

Project Name: **Deacon Reservoir Cell Renewal**

Standing Policy Committee: Water, Waste and Environment

Department: Water and Waste
Project: 2011000126

Service: Water
OurWinnipeg: Environmental Resilience

AUTHORIZATION	Previous Budgets	2026 Estimate	FORECAST 2027	2028	2029	2030	2031	Five-Year Forecast Total	Six-Year Total
Project Costs ($000's)	-	100	-	-	-	-	-	-	100
Financed by:									
Retained Earnings		100						-	100

CASH FLOW	2026	2027	2028	2029	2030	2031	Beyond 2031	Total
Project Costs ($000's)	100	-	-	-	-	-	-	100
Financed by:								
Retained Earnings	100							100

NET OPERATING IMPACT ($000's)	2026	2027	2028	2029	2030	2031
Operating costs						
Debt and finance charges						
Transfer to General Capital Fund						
Total Direct Costs	-	-	-	-	-	-
Less: Incremental Revenue/Recovery						
Net Cost/(Benefit)	-	-	-	-	-	-
Incremental Full Time Equivalent Positions	-	-	-	-	-	-

Class Estimate: 3

Strategic Priority Action Plan Theme: None

The Deacon Reservoir is used to supplement the City's water supply when the daily demand exceeds the capacity of the Shoal Lake Aqueduct and to provide water during Shoal Lake Aqueduct shutdowns. A topographic survey of the top of the reservoir dikes found some top of dike elevations that were substantially lower than design elevations. Geotechnical testing was completed and found that the dike fill remains well compacted and consolidation of the soils below the dikes is ongoing but is slowing over time. Based on existing water demands and the operational strategy of the reservoir, consolidation will continue to be monitored through dike surveys and any dike raises will be deferred until water demands increase.

The expected life of this asset is 50 years.

Project Name: **Pumping Stations Reliability**

Standing Policy Committee: Water, Waste and Environment

Department: Water and Waste
Project: 2005000326

Service: Water
OurWinnipeg: Environmental Resilience

AUTHORIZATION	Previous Budgets	2026 Estimate	FORECAST 2027	2028	2029	2030	2031	Five-Year Forecast Total	Six-Year Total
Project Costs ($000's)	N/A*	3,542	510	-	2,040	2,000	-	4,550	8,092
Financed by:									
Retained Earnings		3,542	510		2,040	2,000		4,550	8,092

CASH FLOW	2026	2027	2028	2029	2030	2031	Beyond 2031	Total
Project Costs ($000's)	3,542	510	-	2,040	2,000	-	-	8,092
Financed by:								
Retained Earnings	3,542	510		2,040	2,000			8,092

NET OPERATING IMPACT ($000's)	2026	2027	2028	2029	2030	2031
Operating costs						
Debt and finance charges						
Transfer to General Capital Fund						
Total Direct Costs	-	-	-	-	-	-
Less: Incremental Revenue/Recovery						
Net Cost/(Benefit)	-	-	-	-	-	-
Incremental Full Time Equivalent Positions	-	-	-	-	-	-

Class Estimate: See table below

Strategic Priority Action Plan Theme: None

Project description (in priority order)	Service	2026 Class Est	2026	2027	2028	2029	2030	2031	Total
Replacement of McPhillips pumping station engines	Water	5	3,542						3,542
Overhaul of MacLean pumping station engines	Water			510					510
Pump condition assessment and repair	Water					2,040			2,040
Power quality upgrades	Water						2,000		2,000
Total			**3,542**	**510**	**-**	**2,040**	**2,000**	**-**	**8,092**

Pumping Stations Reliability (continued):

The McPhillips, Hurst, and MacLean Regional Pumping Stations and the Deacon and Tache Booster Pumping Stations are used to distribute potable water throughout Winnipeg. Power quality benchmark testing has found that the electric motors used to distribute potable water from the McPhillips Regional Pumping Station are causing an unacceptable temporary voltage drop upon motor start-up. Preliminary design will be undertaken to determine the options available to limit voltage drop and may identify power quality requirements at other water pumping stations.

A pump asset condition assessment will also be undertaken to identify renewal requirements at the water pumping stations. A renewal prioritization schedule will be developed.

Class 3 estimates will be provided as part of detailed design in May 2026. Due to the critical nature of this work, construction will start immediately following detailed design.

The estimated life of these assets are from 40 to 60 years.

* N/A - No amounts have been included in the "Previous Budgets" due to this program's on-going nature.

Project Name: **Water Treatment Plant Asset Refurbishment and Replacement Program**

Standing Policy Committee: Water, Waste and Environment

Department: Water and Waste
Project: 2002500826
Service: Water
OurWinnipeg: Environmental Resilience

AUTHORIZATION	Previous Budgets	2026 Estimate	FORECAST 2027	2028	2029	2030	2031	Five-Year Forecast Total	Six-Year Total
Project Costs ($000's)	N/A*	2,500	-	-	1,400	13,900	-	15,300	17,800
Financed by:									
Retained Earnings		2,500			1,400	13,900		15,300	17,800

CASH FLOW	2026	2027	2028	2029	2030	2031	Beyond 2031	Total
Project Costs ($000's)	-	1,859	641	1,400	6,711	3,022	4,167	17,800
Financed by:								
Retained Earnings		1,859	641	1,400	6,711	3,022	4,167	17,800

NET OPERATING IMPACT ($000's)	2026	2027	2028	2029	2030	2031
Operating costs						
Debt and finance charges						
Transfer to General Capital Fund						
Total Direct Costs	-	-	-	-	-	-
Less: Incremental Revenue/Recovery						
Net Cost/(Benefit)	-	-	-	-	-	-
Incremental Full Time Equivalent Positions	-	-	-	-	-	-

Class Estimate: See table below

Strategic Priority Action Plan Theme: None

Project description (in priority order)	Service	2026 Class Est	2026	2027	2028	2029	2030	2031	Total
Concrete rehabilitation	Water	3	2,453			1,400	13,900		17,753
Sodium hypochlorite generation preliminary design	Water	3	47						47
Total			**2,500**	**-**	**-**	**1,400**	**13,900**	**-**	**17,800**

Project list and timing is subject to change due to operational requirements and unexpected urgent needs.

The Winnipeg Drinking Water Treatment Plant provides treated drinking water to the City of Winnipeg. The continued upkeep and maintenance of the Water Treatment Plant's assets is required to ensure a continuous supply of water. An asset refurbishment and replacement plan has been developed to address asset lifecycle issues at the Water Treatment Plant as they arise.

Condition assessment of the Water Treatment Plant assets is ongoing and the asset refurbishment and replacement program will address items as they are identified and prioritized.

The estimated life of a rehabilitated asset ranges from 20 to 80 years, depending on asset type, condition, and the rehabilitation method used.

* N/A - No amounts have been included in the "Previous Budgets" due to this program's on-going nature.

Project Name: **Water Supply, Treatment, and Distribution Electrical Renewals**

Standing Policy Committee: Water, Waste and Environment

Department: Water and Waste
Project: 2001003627

Service: Water
OurWinnipeg: Environmental Resilience

AUTHORIZATION	Previous Budgets	2026 Estimate	FORECAST 2027	2028	2029	2030	2031	Five-Year Forecast Total	Six-Year Total
Project Costs ($000's)	N/A *	-	3,300	-	-	3,000	-	6,300	6,300
Financed by:									
Retained Earnings			3,300			3,000		6,300	6,300

CASH FLOW	2026	2027	2028	2029	2030	2031	Beyond 2031	Total
Project Costs ($000's)	-	1,781	1,519	-	3,000	-	-	6,300
Financed by:								
Retained Earnings		1,781	1,519		3,000			6,300

NET OPERATING IMPACT ($000's)	2026	2027	2028	2029	2030	2031
Operating costs						
Debt and finance charges						
Transfer to General Capital Fund						
Total Direct Costs	-	-	-	-	-	-
Less: Incremental Revenue/Recovery						
Net Cost/(Benefit)	-	-	-	-	-	-
Incremental Full Time Equivalent Positions	-	-	-	-	-	-

Class Estimate: See table below

Strategic Priority Action Plan Theme: None

Project description (in priority order)	Service	2026 Class Est	2026	2027	2028	2029	2030	2031	Total
Relay replacements	Water			1,660					1,660
Electrical inspections	Water			1,345					1,345
WTP harmonics review	Water			75					75
WTP grounding study	Water			180					180
Plinguet breaker coordination study	Water			40					40
Renewals to be determined	Water						3,000		3,000
Total			**-**	**3,300**	**-**	**-**	**3,000**	**-**	**6,300**

Project list and timing is subject to change due to operational requirements and unexpected urgent needs.

Maintaining the condition and performance of electrical equipment is vital to the safe and continuous supply, treatment, and distribution of drinking water for the City of Winnipeg. Electrical inspections will be undertaken in a phased approach at the City's various water facilities to test and assess the condition and performance of critical electrical equipment. Renewals are required to maintain reliable operation.

Power quality monitoring at the Winnipeg Drinking Water Treatment Plant (WTP) has also identified the need for a comprehensive grounding study for the facility and items that could lead to equipment issues. An investigation and recommendations for mitigation strategies will be undertaken.

The expected life of the assets is 40 years.

* N/A - No amounts have been included in the "Previous Budgets" due to this program's on-going nature.

Project Name: **HVAC Renewals at Pumping Stations**

Standing Policy Committee: Water, Waste and Environment

Department: Water and Waste
Project: 2005001428

Service: Water
OurWinnipeg: Environmental Resilience

AUTHORIZATION	Previous Budgets	2026 Estimate	FORECAST 2027	2028	2029	2030	2031	Five-Year Forecast Total	Six-Year Total
Project Costs ($000's)	N/A *	-	-	2,169	-	-	-	2,169	2,169
Financed by:									
Retained Earnings				2,169				2,169	2,169

CASH FLOW	2026	2027	2028	2029	2030	2031	Beyond 2031	Total
Project Costs ($000's)	-	-	1,068	1,101	-	-	-	2,169
Financed by:								
Retained Earnings			1,068	1,101				2,169

NET OPERATING IMPACT ($000's)	2026	2027	2028	2029	2030	2031
Operating costs						
Debt and finance charges						
Transfer to General Capital Fund						
Total Direct Costs	-	-	-	-	-	-
Less: Incremental Revenue/Recovery						
Net Cost/(Benefit)	-	-	-	-	-	-
Incremental Full Time Equivalent Positions	-	-	-	-	-	-

Class Estimate: See table below

Strategic Priority Action Plan Theme: None

Project description (in priority order)	Service	2026 Class Est	2026	2027	2028	2029	2030	2031	Total
Deacon Booster Pumping Station (DBPS) pump drive replacement	Water					2,169			2,169
Total			**-**	**-**	**-**	**2,169**	**-**	**-**	**2,169**

Project list and timing is subject to change due to operational requirements and unexpected urgent needs.

The City's Regional Water Distribution System consists of three regional pumping stations (MacLean, McPhillips and Hurst) and two booster pumping stations (Deacon Booster Pumping Station (DBPS) and Tache Booster Pumping Station). These pumping stations are critical infrastructure for the City and failure of any of the systems at these facilities has the potential to disrupt the City's residential, commercial, industrial, and fire protection water supplies. Renewals are required to ensure reliable operation.

The estimated life of the assets is 20 years.

* N/A - No amounts have been included in the "Previous Budgets" due to this program's on-going nature.

Project Name: **Pumping Stations and Reservoirs Renewals**

Standing Policy Committee: Water, Waste and Environment

Department: Water and Waste
Project: 2005001229

Service: Water
OurWinnipeg: Environmental Resilience

AUTHORIZATION	Previous Budgets	2026 Estimate	FORECAST 2027	2028	2029	2030	2031	Five-Year Forecast Total	Six-Year Total
Project Costs ($000's)	N/A *	-	-	-	1,198	9,917	-	11,115	11,115
Financed by:									
Retained Earnings					1,198	9,917		11,115	11,115

CASH FLOW	2026	2027	2028	2029	2030	2031	Beyond 2031	Total
Project Costs ($000's)	-	-	-	480	2,715	5,269	2,651	11,115
Financed by:								
Retained Earnings				480	2,715	5,269	2,651	11,115

NET OPERATING IMPACT ($000's)	2026	2027	2028	2029	2030	2031
Operating costs						
Debt and finance charges						
Transfer to General Capital Fund						
Total Direct Costs	-	-	-	-	-	-
Less: Incremental Revenue/Recovery						
Net Cost/(Benefit)	-	-	-	-	-	-
Incremental Full Time Equivalent Positions	-	-	-	-	-	-

Class Estimate: See table below

Strategic Priority Action Plan Theme: None

Project description (in priority order)	Service	2026 Class Est	2026	2027	2028	2029	2030	2031	Total
McPhillips reservoir rehabilitation	Water					1,198	1,198		11,115
Total			**-**	**-**	**-**	**1,198**	**9,917**	**-**	**11,115**

Project list and timing is subject to change due to operational requirements and unexpected urgent needs.

The McPhillips, Wilkes, and MacLean reservoirs provide storage to meet daily water demands. The McPhillips, Hurst, and MacLean pumping stations provide final pumping to deliver water. The pumping stations and reservoirs have been in service since the early 1960s. Renewals will ensure reliable operation of these facilities.

Condition assessments will identify future renewal needs and funding required.

The expected life of these assets is 50 years.

* N/A - No amounts have been included in the "Previous Budgets" due to this program's on-going nature.

Project Name: **Waterworks System Security Renewals**

Standing Policy Committee: Water, Waste and Environment

Department: Water and Waste
Project: 2001001526

Service: Water
OurWinnipeg: Leadership and Good Governance

AUTHORIZATION	Previous Budgets	2026 Estimate	FORECAST 2027	2028	2029	2030	2031	Five-Year Forecast Total	Six-Year Total
Project Costs ($000's)	N/A*	313	-	-	-	-	-	-	313
Financed by:									
Retained Earnings		313							313

CASH FLOW	2026	2027	2028	2029	2030	2031	Beyond 2031	Total
Project Costs ($000's)	313	-	-	-	-	-	-	313
Financed by:								
Retained Earnings	313							313

NET OPERATING IMPACT ($000's)	2026	2027	2028	2029	2030	2031
Operating costs						
Debt and finance charges						
Transfer to General Capital Fund						
Total Direct Costs	-	-	-	-	-	-
Less: Incremental Revenue/Recovery						
Net Cost/(Benefit)	-	-	-	-	-	-
Incremental Full Time Equivalent Positions	-	-	-	-	-	-

Class Estimate: See table below

Strategic Priority Action Plan Theme: None

Project description (in priority order)	Service	2026 Class Est	2026	2027	2028	2029	2030	2031	Total
Miscellaneous security	Water	3	313						313
Total			**313**	**-**	**-**	**-**	**-**	**-**	**313**

Project list and timing is subject to change due to operational requirements and unexpected urgent needs.

The existing communication infrastructure used between water system facilities requires end of life replacement and/or technology upgrades to maintain reliable operation.

Additional security system items have been identified and will be addressed with this program.

* N/A - No amounts have been included in the "Previous Budgets" due to this program's on-going nature.

Project Name: **Water Treatment Plant Force Main Reliability**

Standing Policy Committee: Water, Waste and Environment

Department: Water and Waste
Project: 2002500929

Service: Water
OurWinnipeg: Environmental Resilience

AUTHORIZATION	Previous Budgets	2026 Estimate	FORECAST 2027	2028	2029	2030	2031	Five-Year Forecast Total	Six-Year Total
Project Costs ($000's)	-	-	-	-	2,300	-	-	2,300	2,300
Financed by:									
Retained Earnings					2,300			2,300	2,300

CASH FLOW	2026	2027	2028	2029	2030	2031	Beyond 2031	Total
Project Costs ($000's)	-	-	-	2,300	-	-	-	2,300
Financed by:								
Retained Earnings				2,300				2,300

NET OPERATING IMPACT ($000's)	2026	2027	2028	2029	2030	2031
Operating costs						
Debt and finance charges						
Transfer to General Capital Fund						
Total Direct Costs	-	-	-	-	-	-
Less: Incremental Revenue/Recovery						
Net Cost/(Benefit)	-	-	-	-	-	-
Incremental Full Time Equivalent Positions	-	-	-	-	-	-

Class Estimate: 5

Strategic Priority Action Plan Theme: None

Process wastewater from the Winnipeg Drinking Water Treatment Plant (WTP) is conveyed through a single force main from the WTP to the wastewater interceptor at Dugald Road. This force main has been identified as a single point of failure and is critical to the operation of the WTP. A full or partial blockage of the force main could impact the WTP's ability to produce drinking water for the City.

This project includes preliminary design, detailed design, contract administration, and construction to maintain the reliable operation of the WTP force main.

The expected life of the assets is 40 years.

Project Name: **Feeder Main Renewals**

Standing Policy Committee: Water, Waste and Environment

Department: Water and Waste
Project: 2004000726

Service: Water
OurWinnipeg: Environmental Resilience

AUTHORIZATION	Previous Budgets	2026 Estimate	FORECAST 2027	2028	2029	2030	2031	Five-Year Forecast Total	Six-Year Total
Project Costs ($000's)	N/A *	656	347	1,115	243	450	-	2,155	2,811
Financed by:									
Retained Earnings		656	347	1,115	243	450		2,155	2,811

CASH FLOW	2026	2027	2028	2029	2030	2031	Beyond 2031	Total
Project Costs ($000's)	656	347	1,115	243	450	-	-	2,811
Financed by:								
Retained Earnings	656	347	1,115	243	450			2,811

NET OPERATING IMPACT ($000's)	2026	2027	2028	2029	2030	2031
Operating costs						
Debt and finance charges						
Transfer to General Capital Fund						
Total Direct Costs	-	-	-	-	-	-
Less: Incremental Revenue/Recovery						
Net Cost/(Benefit)	-	-	-	-	-	-
Incremental Full Time Equivalent Positions	-	-	-	-	-	-

Class Estimate: See table below

Strategic Priority Action Plan Theme: None

Project description (in priority order)	Service	2026 Class Est	2026	2027	2028	2029	2030	2031	Total
High risk river crossing condition assessment	Water				865				865
Valve and chamber renewals	Water	3	406	347		243	200		1,196
Inspection and assessment	Water	3	250		250		250		750
Total			**656**	**347**	**1,115**	**243**	**450**	**-**	**2,811**

Project list and timing is subject to change due to operational requirements and unexpected urgent needs.

Feeder mains are specialized large diameter pipes used to convey drinking water throughout the City. The majority of feeder mains were installed in the 1960s and require inspection, testing, and maintenance to preserve the asset. Funds are for condition assessment and rehabilitation work, including structural assessments, inspections, purchase of testing equipment, replacement of valves and related components, structural repairs, valve chamber rehabilitation, and restoration works.

Condition assessments of the feeder mains are ongoing and the feeder main condition assessment and rehabilitation program will address items as they are identified and prioritized.

The estimated life of a rehabilitated asset ranges from 20 to 80 years, depending on asset type, condition, and the rehabilitation method used.

* N/A - No amounts have been included in the "Previous Budgets" due to this program's on-going nature.

Project Name: **Plinguet Ventilation Regulatory Upgrades**

Standing Policy Committee: Water, Waste and Environment

Department: Water and Waste
Project: 2001003726

Service: Water
OurWinnipeg: Good Health and Well-Being

AUTHORIZATION	Previous Budgets	2026 Estimate	FORECAST 2027	2028	2029	2030	2031	Five-Year Forecast Total	Six-Year Total
Project Costs ($000's)	-	274	1,399	-	-	-	-	1,399	1,673
Financed by:									
Retained Earnings		274	1,399					1,399	1,673

CASH FLOW	2026	2027	2028	2029	2030	2031	Beyond 2031	Total
Project Costs ($000's)	151	1,522	-	-	-	-	-	1,673
Financed by:								
Retained Earnings	151	1,522						1,673

NET OPERATING IMPACT ($000's)	2026	2027	2028	2029	2030	2031
Operating costs						
Debt and finance charges						
Transfer to General Capital Fund						
Total Direct Costs	-	-	-	-	-	-
Less: Incremental Revenue/Recovery						
Net Cost/(Benefit)	-	-	-	-	-	-
Incremental Full Time Equivalent Positions	-	-	-	-	-	-

Class Estimate: See table below

Strategic Priority Action Plan Theme: None

	2026	2027	2028	2029	2030	2031
Class Estimate	**3**	**5**				
Authorization ($000's)						
Preliminary Design	90					
Detailed Design & Construction	184	1,399				

The City's Water Services Division operates two buildings at 552 Plinguet Street. These buildings include a combination of vehicle and equipment parking, administration space, a stores facility, machine shops, and warehouse spaces. The ventilation systems within the two facilities do not meet current ventilation and gas code requirements, impacting the current usage. Upgrades are required to ensure these spaces are fit for intended usage and personnel occupancy and meet health and safety requirements.

The estimated life of the assets are 20 years.

Project Name: **Water Meter Renewals**

Standing Policy Committee: Water, Waste and Environment

Department: Water and Waste
Project: 2001003424

Service: Water
OurWinnipeg: Leadership and Good Governance

AUTHORIZATION	Previous Budgets	2026 Estimate	FORECAST 2027	2028	2029	2030	2031	Five-Year Forecast Total	Six-Year Total
Project Costs ($000's)	68,946	17,322	18,455	16,598	12,819	1,310	-	49,182	66,504
Financed by:									
Water Meter Renewal Reserve		17,322	18,455	16,598	12,819	1,310		49,182	66,504

CASH FLOW	2026	2027	2028	2029	2030	2031	Beyond 2031	Total
Project Costs ($000's)	17,322	18,455	16,598	12,819	1,310	-	-	66,504
Financed by:								
Water Meter Renewal Reserve	17,322	18,455	16,598	12,819	1,310			66,504

NET OPERATING IMPACT ($000's)	2026	2027	2028	2029	2030	2031
Operating costs						
Debt and finance charges						
Transfer to General Capital Fund						
Total Direct Costs	-	-	-	-	-	-
Less: Incremental Revenue/Recovery						
Net Cost/(Benefit)	-	-	-	-	-	-
Incremental Full Time Equivalent Positions	-	-	-	-	-	-

Class Estimate: 3

Strategic Priority Action Plan Theme: None

The majority of the City's inventory of water meters are at end of life. This project will replace existing water meters with an advanced metering system to transmit water consumption data through remote meter reading. The new metering system will enable operational efficiencies and provide enhancements to customer service.

Funding in previous years was used to review current water meter operations and validate the best current replacement technology.

This project may include a maximum of 19 temporary capital funded full-time equivalents.

The estimated life of a water meter is 15 years.

Project Name: **Water Main Renewals**

Standing Policy Committee: Water, Waste and Environment

Department: Water and Waste
Project: 2013100126

Service: Water
OurWinnipeg: Environmental Resilience

AUTHORIZATION	Previous Budgets	2026 Estimate	FORECAST 2027	2028	2029	2030	2031	Five-Year Forecast Total	Six-Year Total
Project Costs ($000's)	N/A *	21,750	22,750	24,500	24,750	26,000	27,000	125,000	146,750
Financed by:									
Water Main Renewal Reserve		21,750	22,750	24,500	24,750	26,000	27,000	125,000	146,750

CASH FLOW	2026	2027	2028	2029	2030	2031	Beyond 2031	Total
Project Costs ($000's)	21,750	22,750	24,500	24,750	26,000	27,000	-	146,750
Financed by:								
Water Main Renewal Reserve	21,750	22,750	24,500	24,750	26,000	27,000		146,750

NET OPERATING IMPACT ($000's)	2026	2027	2028	2029	2030	2031
Operating costs						
Debt and finance charges						
Transfer to General Capital Fund						
Total Direct Costs	-	-	-	-	-	-
Less: Incremental Revenue/Recovery						
Net Cost/(Benefit)	-	-	-	-	-	-
Incremental Full Time Equivalent Positions	-	-	-	-	-	-

Class Estimate: See table below

Strategic Priority Action Plan Theme: None

Project description (in priority order)	Service	2026 Class Est	2026	2027	2028	2029	2030	2031	Total
Water main renewal projects	Water	N/A**	16,750	17,500	18,500	18,750	19,500	20,000	111,000
Public Works renewal projects	Water	N/A**	5,000	5,250	6,000	6,000	6,500	7,000	35,750
Total			**21,750**	**22,750**	**24,500**	**24,750**	**26,000**	**27,000**	**146,750**

Project list and timing is subject to change due to operational requirements and unexpected urgent needs.

Projects within the program will not proceed until a class 3 estimate is obtained.

This is a continuing program to renew deteriorating water main infrastructure. Funding is used for water main renewal, cathodic protection, valve and hydrant renewal, water system studies, assessments and replacement of problem water services within the City right-of-way, and hydraulic improvements for fire protection purposes. Funding is also used for integrated right-of-way renewal programs coordinated with the Public Works Department.

Funds will also be used to manage the water infrastructure asset register, asset management plans and ongoing operating costs associated with software licensing and maintenance have been included in the operating budget.

The expected remaining life of each rehabilitated water main ranges from 20 to 80 years, depending on the rehabilitation technology and the asset condition.

* N/A - No amounts have been included in the "Previous Budgets" due to this program's on-going nature.

** N/A - as this is a rolling program.

Project Name: **Process Control System Renewal**

Standing Policy Committee: Water, Waste and Environment

Department: Water and Waste
Project: 2040000626

Service: Wastewater
OurWinnipeg: Environmental Resilience

AUTHORIZATION	Previous Budgets	2026 Estimate	FORECAST 2027	2028	2029	2030	2031	Five-Year Forecast Total	Six-Year Total
Project Costs ($000's)	N/A *	750	2,513	10,987	-	-	-	13,500	14,250
Financed by:									
Retained Earnings		750	2,513	10,987				13,500	14,250

CASH FLOW	2026	2027	2028	2029	2030	2031	Beyond 2031	Total
Project Costs ($000's)	696	2,413	2,988	2,528	2,446	3,179	-	14,250
Financed by:								
Retained Earnings	696	2,413	2,988	2,528	2,446	3,179		14,250

NET OPERATING IMPACT ($000's)	2026	2027	2028	2029	2030	2031
Operating costs						
Debt and finance charges						
Transfer to General Capital Fund						
Total Direct Costs	-	-	-	-	-	-
Less: Incremental Revenue/Recovery						
Net Cost/(Benefit)	-	-	-	-	-	-
Incremental Full Time Equivalent Positions	-	-	-	-	-	-

Class Estimate: See table below

Strategic Priority Action Plan Theme: None

Project description (in priority order)	Service	2026 Class Est	2026	2027	2028	2029	2030	2031	Total
WEWPCC control system	Wastewater	3	750	2,513	10,987				14,250
Total			**750**	**2,513**	**10,987**	**-**	**-**	**-**	**14,250**

Project list and timing is subject to change due to operational requirements and unexpected urgent needs.

The Water and Waste Department's three sewage treatment plants use a Distributed Control System (DCS) with a Human Machine Interface (HMI) for process control. A network of specialized computers monitors thousands of sensors throughout the plants and controls the treatment processes by making calculations and adjustments prescribed by operators and process control analysts.

An Automation Master Plan was developed for the sewage treatment plants in 2012. The DCS system will be replaced with a Programmable Logic Controller (PLC) based system and a new HMI system will be installed at all three treatment plants. The replacement of the DCS and HMI systems at the North End and South End Sewage Treatment Plants are part of the major capital upgrade projects at these facilities.

This program will develop a plan to ensure operational reliability throughout the upgrades and in the long term once the upgrades are complete. The major components of this program include: maintaining the DCS and HMI systems until replacement, upgrading the inter-plant communication systems and network security components, and replacement of the West End Sewage Treatment Plant (WEWPCC) DCS and HMI systems.

The expected life of the assets is 10 years.

* N/A - No amounts have been included in the "Previous Budgets" due to this program's on-going nature.

Project Name: **Asset Refurbishment and Replacement Program**

Standing Policy Committee: Water, Waste and Environment

Department: Water and Waste
Project: 2030000526

Service: Wastewater
OurWinnipeg: Environmental Resilience

AUTHORIZATION	Previous Budgets	2026 Estimate	FORECAST 2027	2028	2029	2030	2031	Five-Year Forecast Total	Six-Year Total
Project Costs ($000's)	N/A *	13,260	9,091	14,022	3,056	6,095	6,941	39,205	52,465
Financed by:									
Retained Earnings		13,260	9,091	14,022	3,056	6,095	6,941	39,205	52,465

CASH FLOW	2026	2027	2028	2029	2030	2031	Beyond 2031	Total
Project Costs ($000's)	13,209	9,142	13,200	3,456	4,578	4,472	4,408	52,465
Financed by:								
Retained Earnings	13,209	9,142	13,200	3,456	4,578	4,472	4,408	52,465

NET OPERATING IMPACT ($000's)	2026	2027	2028	2029	2030	2031
Operating costs						
Debt and finance charges						
Transfer to General Capital Fund						
Total Direct Costs	-	-	-	-	-	-
Less: Incremental Revenue/Recovery						
Net Cost/(Benefit)	-	-	-	-	-	-
Incremental Full Time Equivalent Positions	-	-	-	-	-	-

Class Estimate: See table below

Strategic Priority Action Plan Theme: None

A risk and criticality review of the City's three sewage treatment plants has been undertaken to assess the condition of assets and to develop a refurbishment and replacement plan for the next 25 years. The improvements identified will address process reliability, mechanical, electrical, structural components, building envelope, and safety at all three locations including any related works required such as environmental studies/assessments or decommissioning of assets. Operational efficiency improvements will also be identified and implemented in a coordinated fashion with the enhanced maintenance program.

Asset assessment and plan development are ongoing, which will continue to address items as identified. Class estimates for individual projects within this program will be revised to class 3 through preliminary engineering prior to construction.

This program includes one temporary capital funded full-time equivalent for the duration of the program.

The expected life of the structural components are 50 years and the expected life of the electrical and mechanical components are 25 years.

* N/A - No amounts have been included in the "Previous Budgets" due to this program's on-going nature.

Asset Refurbishment and Replacement Program (continued):

Project description (in priority order)	Service	2026 Class Est	2026	2027	2028	2029	2030	2031	Total
North End Wastewater Treatment Plant (NEWPCC) fire protection system mitigations	Wastewater	5	1,879						1,879
NEWPCC and West End Wastewater Treatment Plant (WEWPCC) HVAC rehabilitation	Wastewater	5	2,201						2,201
NEWPCC sludge holding tanks rehabilitation	Wastewater	5	1,147	4,685					5,832
NEWPCC digester gas piping system rehabilitation	Wastewater	5	1,789						1,789
WEWPCC secondary clarifier settling study	Wastewater	5	620						620
NEWPCC primary clarifier repairs	Wastewater	5	270	277	286	295	303	312	1,743
NEWPCC digester liner replacements	Wastewater			258	2,680	2,761	2,843	2,928	11,470
NEWPCC, South End Wastewater Treatment Plant (SEWPCC), WEWPCC roofing rehabilitations	Wastewater	3	4,994	524	3,335		1,157	3,701	13,711
Key performance indicator NEWPCC risk mitigation	Wastewater						1,792		1,792
WEWPCC primary sludge fermenters rehabilitation	Wastewater			1,874	7,721				9,595
WEWPCC boiler replacements	Wastewater	5	360	1,473					1,833
Total			**13,260**	**9,091**	**14,022**	**3,056**	**6,095**	**6,941**	**52,465**

Project list and timing is subject to change due to operational requirements and unexpected urgent needs.

Projects within a program will not proceed until a class 3 estimate is obtained.

Project Name: **WEWPCC Screening and Grit Removal**

Standing Policy Committee: Water, Waste and Environment

Department: Water and Waste
Project: 2033001325

Service: Wastewater
OurWinnipeg: Environmental Resilience

AUTHORIZATION	Previous Budgets	2026 Estimate	FORECAST 2027	2028	2029	2030	2031	Five-Year Forecast Total	Six-Year Total
Project Costs ($000's)	4,220	19,466	-	-	-	-	-	-	19,466
Financed by:									
Retained Earnings		19,466						-	19,466

CASH FLOW	2026	2027	2028	2029	2030	2031	Beyond 2031	Total
Project Costs ($000's)	4,807	8,924	5,316	419	-	-	-	19,466
Financed by:								
Retained Earnings	4,807	8,924	5,316	419				19,466

NET OPERATING IMPACT ($000's)	2026	2027	2028	2029	2030	2031
Operating costs						
Debt and finance charges						
Transfer to General Capital Fund						
Total Direct Costs	-	-	-	-	-	-
Less: Incremental Revenue/Recovery						
Net Cost/(Benefit)	-	-	-	-	-	-
Incremental Full Time Equivalent Positions	-	-	-	-	-	-

Class Estimate: 3

Strategic Priority Action Plan Theme: None

This project is for construction of improved screening and grit removal systems at the West End Sewage Treatment Plant (WEWPCC).

Primary sludge from the WEWPCC and South End Sewage Treatment Plant (SEWPCC) is hauled to the North End Sewage Treatment Plant (NEWPCC) for treatment and biosolids production. The new NEWPCC biosolids facility will require an upgrade at the WEWPCC for degritting the primary sludge prior to hauling as grit causes equipment damage.

This project was originally included in the Asset Refurbishment and Replacement Program (ARRP). Previously approved budget from the ARRP was used for the Preliminary Design phase of this project in 2024.

Project Name: **SEWPCC Facilities Plan**

Standing Policy Committee: Water, Waste and Environment

Department: Water and Waste
Project: 2032000926

Service: Wastewater
OurWinnipeg: Environmental Resilience

AUTHORIZATION	Previous Budgets	2026 Estimate	FORECAST 2027	2028	2029	2030	2031	Five-Year Forecast Total	Six-Year Total
Project Costs ($000's)	-	644	-	-	-	-	-	-	644
Financed by:									
Retained Earnings		644						-	644

CASH FLOW	2026	2027	2028	2029	2030	2031	Beyond 2031	Total
Project Costs ($000's)	241	403	-	-	-	-	-	644
Financed by:								
Retained Earnings	241	403						644

NET OPERATING IMPACT ($000's)	2026	2027	2028	2029	2030	2031
Operating costs						
Debt and finance charges						
Transfer to General Capital Fund						
Total Direct Costs	-	-	-	-	-	-
Less: Incremental Revenue/Recovery						
Net Cost/(Benefit)	-	-	-	-	-	-
Incremental Full Time Equivalent Positions	-	-	-	-	-	-

Class Estimate: 3

Strategic Priority Action Plan Theme: None

A facilities plan for the South End Sewage Treatment Plant (SEWPCC) will review and describe existing processes and provide recommendations for future work to meet requirements of its Environment Act Licence and plan for future development in the catchment. Future work may include asset renewal, expansion for growth and future capacity, and modifications to the existing plant.

Recommendations will include Class 5 cost estimates.

Developing a facility plan that accommodates future growth will protect water quality and reduce the risk of licence violations.

Project Name: **WEWPCC Ponds Water Quality Regulatory Upgrade**

Standing Policy Committee: Water, Waste and Environment

Department: Water and Waste
Project: 2033001426

Service: Wastewater
OurWinnipeg: Environmental Resilience

AUTHORIZATION	Previous Budgets	2026 Estimate	FORECAST 2027	2028	2029	2030	2031	Five-Year Forecast Total	Six-Year Total
Project Costs ($000's)	-	302	-	-	-	-	6,600	6,600	6,902
Financed by:									
Retained Earnings		302					6,600	6,600	6,902

CASH FLOW	2026	2027	2028	2029	2030	2031	Beyond 2031	Total
Project Costs ($000's)	302	-	-	-	-	4,996	1,604	6,902
Financed by:								
Retained Earnings	302					4,996	1,604	6,902

NET OPERATING IMPACT ($000's)	2026	2027	2028	2029	2030	2031
Operating costs						
Debt and finance charges						
Transfer to General Capital Fund						
Total Direct Costs	-	-	-	-	-	-
Less: Incremental Revenue/Recovery						
Net Cost/(Benefit)	-	-	-	-	-	-
Incremental Full Time Equivalent Positions	-	-	-	-	-	-

Class Estimate: See table below

Strategic Priority Action Plan Theme: None

	2026	2027	2028	2029	2030	2031
Class Estimate	**3**					**5**
Authorization ($000's)						
Feasibility	302					
Preliminary Design						2,937
Detailed Design & Construction						3,663

The ponds at the West End Sewage Treatment Plant (WEWPCC) are former lagoons that provide ultraviolet disinfection, tertiary treatment, effluent cooling, and habitat to a variety of wildlife. The wildlife can influence the ponds and their behavior, impacting water quality before it is discharged to the Assiniboine river. This work will provide a solution to water quality impacts, minimizing the impact of wildlife behavior on the ponds. Examples of potential solutions include filtration, naturalization of the ponds, and/or additional disinfection.

Project Name: **NEWPCC Upgrade: Nutrient Removal Facilities**

Standing Policy Committee: Water, Waste and Environment

Department: Water and Waste
Project: 203110030B

Service: Wastewater
OurWinnipeg: Environmental Resilience

AUTHORIZATION	Previous Budgets	2026 Estimate	FORECAST 2027	2028	2029	2030	2031	Five-Year Forecast Total	Six-Year Total
Project Costs ($000's)	28,894	547,000	-	-	-	-	-	-	547,000
Financed by:									
Retained Earnings		79,000						-	79,000
External Debt		468,000						-	468,000

CASH FLOW	2026	2027	2028	2029	2030	2031	Beyond 2031	Total
Project Costs ($000's)	6,253	13,615	70,762	110,101	117,003	110,012	119,254	547,000
Financed by:								
Retained Earnings	253	947	4,095	10,101	17,003	23,345	23,256	79,000
External Debt	6,000	12,668	66,667	100,000	100,000	86,667	95,998	468,000

NET OPERATING IMPACT ($000's)	2026	2027	2028	2029	2030	2031
Operating costs						
Debt and finance charges	253	947	4,095	10,101	17,003	23,345
Transfer to General Capital Fund						
Total Direct Costs	253	947	4,095	10,101	17,003	23,345
Less: Incremental Revenue/Recovery						
Net Cost/(Benefit)	253	947	4,095	10,101	17,003	23,345
Incremental Full Time Equivalent Positions	-	-	-	-	-	-

Class Estimate: 3

Strategic Priority Action Plan Theme: None

The Province is seeking to reduce nutrient loadings to Lake Winnipeg to reduce the environmental impact. The Province has placed a reduced nutrient loading on the North End Sewage Treatment Plant (NEWPCC)'s operating licence; this includes new limits for phosphorous and nitrogen. The NEWPCC Upgrade: Nutrient Removal Facilities project will address the regulatory requirements and end of life equipment. The project includes an intermediate pumping station, biological nutrient removal reactors and associated fermenters, secondary clarifiers, waste activated sludge (WAS) thickeners, phosphorus release and recovery, and secondary effluent conduit. It also includes upgrades to the primary clarifiers, boilers, and hauled wastewater odour control system; and decommissioning of the existing high purity oxygen (HPO) reactors and secondary clarifiers.

The major benefits of constructing this project include: ensuring regulatory compliance, reducing the environmental impact our citizens have on the Red River and the downstream lakes and rivers, enabling growth and development within Winnipeg and the Metro Region, and maintaining essential level of service.

Significant risks associated with constructing this project include obtaining external funding agreements to limit impacts on rate payers, attracting market interest to stimulate healthy competition, maintenance of plant operations during construction and commissioning, connection and collaboration with other NEWPCC Upgrade projects, obtaining timely approvals, project delay and the current volatile global market.

This project may include a maximum of six capital funded full-time equivalent.

NEWPCC Upgrade: Nutrient Removal Facilities (continued):

This project is conditional on securing additional funding of $497 million from each of the Federal and Provincial Governments. Costs to the City may increase due to eligibility rules for the Federal and Provincial Government funding programs, new requirements related to the funding agreement, and/or changes to market conditions.

On February 28, 2019, Council approved the recommendation to split the planned NEWPCC Upgrade project into three distinct projects and execute them based on criticality and available funding.

The following table summarizes the three phases of the NEWPCC Upgrade Funding Sources (in $millions):

NEWPCC Upgrade (in $millions)	City of Winnipeg	Province of Manitoba	Government of Canada	Total Funding
NEWPCC Upgrade: Power Supply and Headworks Facilities	353	97	116	566
NEWPCC Upgrade: Biosolids Facilities	333	335	367	1,035
NEWPCC Upgrade: Nutrient Removal Facilities	576			576
Total	**1,262**	**432**	**483**	**2,177**

Remaining budget ($497 million * 2 = $994 million) for this project is not included in the table above. On March 27, 2025 Council referred the NEWPCC Upgrade: Nutrient Removal Facilities to the 2026 budget process.

The expected life of the structural upgrades is 50 years, the expected life of the electrical and mechanical components is 25 years, and the expected life for technology assets is 10 years. This generational asset will be debt financed over 50 years.

Project Name: **Arc Flash Hazard Regulatory Upgrades**

Standing Policy Committee: Water, Waste and Environment

Department: Water and Waste
Project: 2030001826

Service: Wastewater
OurWinnipeg: Environmental Resilience

AUTHORIZATION	Previous Budgets	2026 Estimate	FORECAST 2027	2028	2029	2030	2031	Five-Year Forecast Total	Six-Year Total
Project Costs ($000's)	N/A *	1,700	1,100	905	-	-	-	2,005	3,705
Financed by:									
Retained Earnings		1,700	1,100	905				2,005	3,705

CASH FLOW	2026	2027	2028	2029	2030	2031	Beyond 2031	Total
Project Costs ($000's)	831	1,342	626	225	367	314	-	3,705
Financed by:								
Retained Earnings	831	1,342	626	225	367	314		3,705

NET OPERATING IMPACT ($000's)	2026	2027	2028	2029	2030	2031
Operating costs						
Debt and finance charges						
Transfer to General Capital Fund						
Total Direct Costs	-	-	-	-	-	-
Less: Incremental Revenue/Recovery						
Net Cost/(Benefit)	-	-	-	-	-	-
Incremental Full Time Equivalent Positions	-	-	-	-	-	-

Class Estimate: See table below

Strategic Priority Action Plan Theme: None

Project description (in priority order)	Service	2026 Class Est	2026	2027	2028	2029	2030	2031	Total
Transformer upgrades	Wastewater	3	1,000	1,100	905				3,005
Collections stations arc flash assessments	Wastewater	3	700						700
Total			**1,700**	**1,100**	**905**	**-**	**-**	**-**	**3,705**

Project list and timing is subject to change due to operational requirements and unexpected urgent needs.

As part of the Canadian Standards Association Occupational Health and Safety Program, a standard entitled CSA Z462, Workplace Electrical Safety Standard has been adopted within the new Canadian Electrical Code.

The program will implement the recommendations from the Arc Flash Study on a priority/risk basis in conjunction with other electrical upgrades at the Department's facilities. This work includes decreasing the potential arc flash energy at various distribution points, upgrading equipment to lower fault energies, procuring personal protective equipment, and providing training. This is for compliance to the arc flash requirements in the electrical code. The Arc Flash Study was initially completed in 2011 and must be updated every five years.

The expected life of the assets is 50 years.

* N/A - No amounts have been included in the "Previous Budgets" due to this program's on-going nature.

Project Name: **Comminutor Chamber Rehabilitation**

Standing Policy Committee: Water, Waste and Environment

Department: Water and Waste
Project: 2030003026

Service: Wastewater
OurWinnipeg: Environmental Resilience

AUTHORIZATION	Previous Budgets	2026 Estimate	FORECAST 2027	2028	2029	2030	2031	Five-Year Forecast Total	Six-Year Total
Project Costs ($000's)	-	2,460	-	-	-	-	-	-	2,460
Financed by:									
Retained Earnings		2,460						-	2,460

CASH FLOW	2026	2027	2028	2029	2030	2031	Beyond 2031	Total
Project Costs ($000's)	1,018	1,204	238	-	-	-	-	2,460
Financed by:								
Retained Earnings	1,018	1,204	238					2,460

NET OPERATING IMPACT ($000's)	2026	2027	2028	2029	2030	2031
Operating costs						
Debt and finance charges						
Transfer to General Capital Fund						
Total Direct Costs	-	-	-	-	-	-
Less: Incremental Revenue/Recovery						
Net Cost/(Benefit)	-	-	-	-	-	-
Incremental Full Time Equivalent Positions	-	-	-	-	-	-

Class Estimate: 5

Strategic Priority Action Plan Theme: None

Currently in the City of Winnipeg's wastewater collection system, there are approximately 20 lift stations which have decommissioned comminutor chambers associated with them.Comminutor chambers formerly contained large shredding and grinding machines, used to reduce the size of the solids in the wastewater stream. This process was used to help protect downstream equipment. They are not necessary with todays pumps and the comminutor machinery was removed from the chambers long ago.

Two comminutor chambers remain that should be rehabilitated to minimize station damage and ensure safety for operational staff.

These stations currently have open sewage flowing through them. This creates high levels of hydrogen sulfide (H2S) and excessive moisture which have caused corrosion damage to electrical equipment, remote terminal unit (RTU) panels, motor control centers (MCC) and the electric motors. Installation of a closed pipe for the sewage flow will eliminate or reduce the levels of H2S in the stations. This will reduce the amount of corrosion on the equipment in these stations and will improve station reliability.

Estimate will be refined to Class 3 through detailed design in 2026. Project will not proceed until a class 3 estimate is obtained.

The expected life of this asset is 50 years.

Project Name: **Lift Station Renewals**

Standing Policy Committee: Water, Waste and Environment

Department: Water and Waste
Project: 2035000126

Service: Wastewater
OurWinnipeg: Environmental Resilience

AUTHORIZATION	Previous Budgets	2026 Estimate	FORECAST 2027	2028	2029	2030	2031	Five-Year Forecast Total	Six-Year Total
Project Costs ($000's)	N/A *	7,000	10,500	9,000	9,000	9,000	9,000	46,500	53,500
Financed by:									
Retained Earnings		7,000	10,500	9,000	9,000	9,000	9,000	46,500	53,500

CASH FLOW	2026	2027	2028	2029	2030	2031	Beyond 2031	Total
Project Costs ($000's)	4,593	12,907	8,892	9,108	8,768	9,232	-	53,500
Financed by:								
Retained Earnings	4,593	12,907	8,892	9,108	8,768	9,232		53,500

NET OPERATING IMPACT ($000's)	2026	2027	2028	2029	2030	2031
Operating costs						
Debt and finance charges						
Transfer to General Capital Fund						
Total Direct Costs	-	-	-	-	-	-
Less: Incremental Revenue/Recovery						
Net Cost/(Benefit)	-	-	-	-	-	-
Incremental Full Time Equivalent Positions	-	-	-	-	-	-

Class Estimate: See table below

Strategic Priority Action Plan Theme: None

Project description (in priority order)	Service	2026 Class Est	2026	2027	2028	2029	2030	2031	Total
Tylehurst lift station renewal	Wastewater	3	5,183						5,183
Clarence lift station renewal	Wastewater	3	613	3,022					3,635
St Norbert lift station renewal	Wastewater	3	682	6,552					7,234
Clifton lift station renewal	Wastewater			463	3,981				4,444
Cornish lift station renewal	Wastewater			463	3,981				4,444
Pulberry lift station renewal	Wastewater				505	4,028			4,533
University of Manitoba lift station renewal - Conceptual design 2026	Wastewater	3	522		533	4,104			5,159
Barker lift station renewal	Wastewater					434	4,054		4,448
Ridgedale lift station renewal	Wastewater					434	4,054		4,448
Dumoulin lift station renewal	Wastewater						446	4,042	4,448
Syndicate lift station renewal	Wastewater						446	4,042	4,448
Manitoba lift station renewal	Wastewater							458	458
Chataway lift station renewal	Wastewater							458	458
Total			**7,000**	**10,500**	**9,000**	**9,000**	**9,000**	**9,000**	**53,500**

Lift Station Renewals (continued):

Project list and timing is subject to change due to operational requirements and unexpected urgent needs.

This is a program for mitigating hydraulic, structural, safety, odour and aesthetic problems, as well as for undertaking capacity assessments, for the 75 lift stations and associated force mains, gate chambers, and related works in the sewage collection system.

The estimated life of the assets is 50 years.

* N/A - No amounts have been included in the "Previous Budgets" due to this program's on-going nature.

Project Name: **Combined Sewer Overflow and Basement Flood Management Strategy**

Standing Policy Committee: Water, Waste and Environment

Department: Water and Waste
Project: 2038000126

Service: Wastewater
OurWinnipeg: Environmental Resilience

AUTHORIZATION	Previous Budgets	2026 Estimate	FORECAST 2027	2028	2029	2030	2031	Five-Year Forecast Total	Six-Year Total
Project Costs ($000's)	N/A *	46,500	47,000	30,000	31,000	32,000	33,000	173,000	219,500
Financed by:									
Environmental Projects Reserve		26,500	47,000	30,000	31,000	32,000	33,000	173,000	199,500
Transfer from Prior Year Authorization		20,000						-	20,000

CASH FLOW	2026	2027	2028	2029	2030	2031	Beyond 2031	Total
Project Costs ($000's)	17,889	37,349	51,799	44,789	34,248	33,343	83	219,500
Financed by:								
Environmental Projects Reserve		35,238	51,799	44,789	34,248	33,343	83	199,500
Transfer from Prior Year Authorization	17,889	2,111						20,000

NET OPERATING IMPACT ($000's)	2026	2027	2028	2029	2030	2031
Operating costs						
Debt and finance charges						
Transfer to General Capital Fund						
Total Direct Costs	-	-	-	-	-	-
Less: Incremental Revenue/Recovery						
Net Cost/(Benefit)	-	-	-	-	-	-
Incremental Full Time Equivalent Positions	-	-	-	-	-	-

Class Estimate: See table below

Strategic Priority Action Plan Theme: None

The Combined Sewer Overflow (CSO) and Basement Flood Management Strategy projects will be driven by the CSO Master Plan, which was approved by the Province of Manitoba on November 13, 2019, developed to meet the requirements of Environment Act Licence No. 3042. The objectives of this multi-year program are to comply with the regulations to mitigate the impact of CSOs on the local water courses and improve basement flooding protection.

Funds budgeted for this program are for the Collection System SCADA Upgrade, real time control feasibility study, CSO Master Plan updates, rainfall monitoring, portable flow meter procurement, discharge water quality monitoring and district sewer separation in the following districts: Armstrong, Mission, Cockburn East, Ferry Road and Riverbend. This includes sewers, chambers, weirs, and other related works. Funds are budgeted for opportunistic projects that fall under the Master Plans objectives that have been developed after 2019 Master Plan was finalized.

This program includes a maximum of 4 temporary capital funded full-time equivalents.

Funding in 2026 includes $20.0 million rebudgeted from capital budget authorized in 2023 and 2024 - see Appendix D.

Project list and timing is subject to change due to operational requirements and unexpected urgent needs.

Projects within the program will not proceed until a class 3 estimate is obtained.

The expected life of the sewers is 50 years, mechanical components is 25 years and Supervisory Control and Data Acquisition (SCADA) system is 10 years.

* N/A - No amounts have been included in the "Previous Budgets" due to this program's on-going nature.

Project Name: **Southwest Interceptor**

Standing Policy Committee: Water, Waste and Environment

Department: Water and Waste
Project: 2037001626

Service: Wastewater
OurWinnipeg: Environmental Resilience

AUTHORIZATION	Previous Budgets	2026 Estimate	FORECAST 2027	2028	2029	2030	2031	Five-Year Forecast Total	Six-Year Total
Project Costs ($000's)	9,350	2,783	23,715	31,546	23,044	-	-	78,305	81,088
Financed by:									
Retained Earnings		2,783	23,715	31,546	23,044			78,305	81,088

CASH FLOW	2026	2027	2028	2029	2030	2031	Beyond 2031	Total
Project Costs ($000's)	2,783	23,715	31,546	11,157	11,887	-	-	81,088
Financed by:								
Retained Earnings	2,783	23,715	31,546	11,157	11,887			81,088

NET OPERATING IMPACT ($000's)	2026	2027	2028	2029	2030	2031
Operating costs						154
Debt and finance charges						
Transfer to General Capital Fund						
Total Direct Costs	-	-	-	-	-	154
Less: Incremental Revenue/Recovery						
Net Cost/(Benefit)	-	-	-	-	-	154
Incremental Full Time Equivalent Positions	-	-	-	-	-	-

Class Estimate: See table below

Strategic Priority Action Plan Theme: None

	2026	2027	2028	2029	2030	2031
Class Estimate	**3**	**3**	**3**	**3**		
Authorization ($000's)						
Detailed Design & Construction	2,783	23,715	31,546	23,044		

Currently, all sewage from the land in Winnipeg south of Abinojii Mikanah and west of the Red River, plus the communities of Lindenwoods and Whyte Ridge, flow to the South End Sewage Treatment Plant (SEWPCC). This flow crosses the Red River between the Fort Garry bridges; at this location the D'Arcy lift station raises the sewage to a sufficient height to allow it to flow by gravity under the Red River.

This crossing represents a single point of failure. If there is a failure of the lift station or the siphon, there is a substantial risk of basement flooding and/or overflows to the Red River. System redundancy is required to convey flows to the treatment plant in the event of a failure of either D'Arcy lift station or the associated siphons. Also, due to the high wet weather flows experienced at the D'Arcy lift station, the additional system capacity will reduce the risk of basement flooding and overflows to the river.

The Southwest Interceptor will provide an additional river crossing of the Red River. A conceptual study will be undertaken to review options and sizing. The project will be constructed in phases; the total cost of the project is estimated at $90.438 million.

Operating costs are for additional operation and maintenance activities after the station goes in to service. These amounts have not been reviewed by Council and are subject to change during future budget processes.

The major benefits of constructing this project include enabling growth in southwest Winnipeg and maintaining essential level of service.

Significant risks associated with constructing this project include unknown ground conditions and construction of a river crossing.

Significant risks of not constructing the project or deferring the project include inability to accommodate future growth and inability to maintain essential level of service.

The expected life of this asset is 75 years.

Project Name: **Vacuum Truck Decanting Facility**

Standing Policy Committee: Water, Waste and Environment

Department: Water and Waste
Project: 2034001225

Service: Wastewater
OurWinnipeg: Environmental Resilience

AUTHORIZATION	Previous Budgets	2026 Estimate	FORECAST 2027	2028	2029	2030	2031	Five-Year Forecast Total	Six-Year Total
Project Costs ($000's)	885	-	-	-	715	4,777	-	5,492	5,492
Financed by:									
Retained Earnings					715	4,777		5,492	5,492

CASH FLOW	2026	2027	2028	2029	2030	2031	Beyond 2031	Total
Project Costs ($000's)	-	-	-	715	2,354	2,423	-	5,492
Financed by:								
Retained Earnings				715	2,354	2,423		5,492

NET OPERATING IMPACT ($000's)	2026	2027	2028	2029	2030	2031
Operating costs			107	109	112	189
Debt and finance charges						
Transfer to General Capital Fund						
Total Direct Costs	-	-	107	109	112	189
Less: Incremental Revenue/Recovery						
Net Cost/(Benefit)	-	-	107	109	112	189
Incremental Full Time Equivalent Positions	-	-	-	-	-	-

Class Estimate: See table below

Strategic Priority Action Plan Theme: None

	2026	2027	2028	2029	2030	2031
Class Estimate				**5**	**5**	
Authorization ($000's)						
Preliminary Design				300		
Detailed Design & Construction				415	4,777	

Vacuum trucks are specifically designed trucks that periodically assist in cleaning underground sewers and catch basins. These vehicles then transport the solids/trash/debris material that has built up in sewers to Brady Road Resource Management Facility for disposal. In order to meet the liquid waste definition from the licence for Brady Road Resource Management Facility, Licence No 3081 R, the vacuum truck materials must meet specific criteria for disposal. This project includes a feasibility study (2023), interim solution (2024), and design and construction of a dedicated facility (2029) to dewater material from vacuum trucks prior to disposal.

This project will result in operation and maintenance costs that have yet to be defined through preliminary design. These amounts have not been reviewed by Council and are subject to change during future budget processes.

The estimated life of this asset will be determined during the feasibility study.

Project Name: **Sewer Renewals**

Standing Policy Committee: Water, Waste and Environment

Department: Water and Waste
Project: 2039100126

Service: Wastewater
OurWinnipeg: Environmental Resilience

AUTHORIZATION	Previous Budgets	2026 Estimate	FORECAST 2027	2028	2029	2030	2031	Five-Year Forecast Total	Six-Year Total
Project Costs ($000's)	N/A *	26,750	24,500	25,500	26,250	27,000	27,500	130,750	157,500
Financed by:									
Sewer System Rehabilitation Reserve		26,750	24,500	25,500	26,250	27,000	27,500	130,750	157,500

CASH FLOW	2026	2027	2028	2029	2030	2031	Beyond 2031	Total
Project Costs ($000's)	26,750	24,500	25,500	26,250	27,000	27,500	-	157,500
Financed by:								
Sewer System Rehabilitation Reserve	26,750	24,500	25,500	26,250	27,000	27,500		157,500

NET OPERATING IMPACT ($000's)	2026	2027	2028	2029	2030	2031
Operating costs						
Debt and finance charges						
Transfer to General Capital Fund						
Total Direct Costs	-	-	-	-	-	-
Less: Incremental Revenue/Recovery						
Net Cost/(Benefit)	-	-	-	-	-	-
Incremental Full Time Equivalent Positions	-	-	-	-	-	-

Class Estimate: See table below

Strategic Priority Action Plan Theme: None

Project description (in priority order)	Service	2026 Class Est	2026	2027	2028	2029	2030	2031	Total
Sewer main renewals	Wastewater	N/A**	17,400	18,150	19,150	19,900	20,650	21,150	116,400
Force main renewals	Wastewater	N/A**	3,000						3,000
Planned cleaning and inspections	Wastewater	N/A**	5,000	5,000	5,000	5,000	5,000	5,000	30,000
Miscellaneous cleaning and inspections	Wastewater	N/A**	400	400	400	400	400	400	2,400
Force main leak detection	Wastewater	N/A**	200	200	200	200	200	200	1,200
Public Works projects	Wastewater	N/A**	750	750	750	750	750	750	4,500
Total			**26,750**	**24,500**	**25,500**	**26,250**	**27,000**	**27,500**	**157,500**

Project list and timing is subject to change due to operational requirements and unexpected urgent needs.

This is a program to replace and/or rehabilitate combined, wastewater, and land drainage sewer infrastructure that are no longer meeting level of service objectives. A portion of the funding will be used for condition assessment of sewer assets; sewers will be replaced or rehabilitated using appropriate technologies on a risk-based level of service basis. Funds will also be utilized to update the sewer asset register, asset management plans and ongoing operating costs associated with software licensing and maintenance have been included in the operating budget.

Sewer Renewals (continued):

Funding will also be used for the assessment, repair and/or replacement, under certain conditions, of private wastewater sewer services within the public right-of-way under the Sewer By-Law, and for the development of wastewater and land drainage design standards.

The expected remaining life of each rehabilitated sewer ranges from 20 to 100 years, depending on the rehabilitation technology and the asset condition.

* N/A - No amounts have been included in the "Previous Budgets" due to this program's on-going nature.

** N/A as this is a rolling program.

Project Name: **River Crossings Monitoring and Renewals**

Standing Policy Committee: Water, Waste and Environment

Department: Water and Waste
Project: 2037500026

Service: Wastewater
OurWinnipeg: Environmental Resilience

AUTHORIZATION	Previous Budgets	2026 Estimate	FORECAST 2027	2028	2029	2030	2031	Five-Year Forecast Total	Six-Year Total
Project Costs ($000's)	N/A *	565	3,128	217	-	-	-	3,345	3,910
Financed by:									
Retained Earnings		565	3,128	217				3,345	3,910

CASH FLOW	2026	2027	2028	2029	2030	2031	Beyond 2031	Total
Project Costs ($000's)	152	3,002	756	-	-	-	-	3,910
Financed by:								
Retained Earnings	152	3,002	756					3,910

NET OPERATING IMPACT ($000's)	2026	2027	2028	2029	2030	2031
Operating costs						
Debt and finance charges						
Transfer to General Capital Fund						
Total Direct Costs	-	-	-	-	-	-
Less: Incremental Revenue/Recovery						
Net Cost/(Benefit)	-	-	-	-	-	-
Incremental Full Time Equivalent Positions	-	-	-	-	-	-

Class Estimate: See table below

Strategic Priority Action Plan Theme: None

Project description (in priority order)	Service	2026 Class Est	2026	2027	2028	2029	2030	2031	Total
Rehabilitate Norwood Bridge force main expansion joints	Wastewater	3	130	798					928
Rehabilitate Provencher Bridge force main pipe hangers	Wastewater	3	20	134					154
Rehabilitate West Perimeter force main structural	Wastewater	3	180	1,297					1,477
Abandon Crescent Drive river-bottom crossing	Wastewater	3	35	251					286
Geotechnical package (work around 12 pipes at 8 sites)	Wastewater	3	200	648					848
High risk river crossings condition assessment	Wastewater				217				217
Total			**565**	**3,128**	**217**	**-**	**-**	**-**	**3,910**

River Crossings Monitoring and Renewals (continued):

Project list and timing is subject to change due to operational requirements and unexpected urgent needs.

This program is for the condition assessment, renewal of the sewer river crossings, and for the installation of leak detection equipment on the existing waterway crossings.

The department has completed a risk assessment of all river crossings in order to determine a prioritization plan for ongoing condition assessment as well as to upgrade and replace any at-risk crossings as required by Environment Licences issued by the Province of Manitoba for the wastewater collection system in the City of Winnipeg.

*N/A - No amounts have been included in the "Previous Budgets" due to this program's on-going nature.

Project Name: **Brady Road Resource Management Facility - Cell Construction**

Standing Policy Committee: Water, Waste and Environment

Department: Water and Waste
Project: 2062000426

Service: Solid Waste Disposal
OurWinnipeg: Environmental Resilience

AUTHORIZATION	Previous Budgets	2026 Estimate	FORECAST 2027	2028	2029	2030	2031	Five-Year Forecast Total	Six-Year Total
Project Costs ($000's)	N/A*	4,300	5,800	4,900	5,900	227	5,722	22,549	26,849
Financed by:									
Solid Waste Asset Management Reserve						227	2,861	3,088	3,088
Canada Community-Building Fund		2,445			4,424			4,424	6,869
Province of Manitoba Strategic Infrastructure Funding			5,800					5,800	5,800
External Debt		1,855		4,900	1,476		2,861	9,237	11,092

CASH FLOW	2026	2027	2028	2029	2030	2031	Beyond 2031	Total
Project Costs ($000's)	4,300	5,800	4,900	5,900	227	5,722	-	26,849
Financed by:								
Solid Waste Asset Management Reserve					227	2,861		3,088
Canada Community-Building Fund	2,445			4,424				6,869
Province of Manitoba Strategic Infrastructure Funding		5,800						5,800
External Debt	1,855		4,900	1,476		2,861		11,092

NET OPERATING IMPACT ($000's)	2026	2027	2028	2029	2030	2031
Operating costs			9	9	9	9
Debt and finance charges	83	135	353	558	599	726
Transfer to General Capital Fund						
Total Direct Costs	83	135	362	567	608	735
Less: Incremental Revenue/Recovery	37		98	30		57
Net Cost/(Benefit)	46	135	264	537	608	678
Incremental Full Time Equivalent Positions	-	-	-	-	-	-

Class Estimate: See table below

Strategic Priority Action Plan Theme: None

Project description (in priority order)	Service	2026 Class Est	2026	2027	2028	2029	2030	2031	Total
Construction of Area B - Cell 36	Solid Waste Disposal	3	4,300	5,800					10,100
Construction of Area B - Cell 37	Solid Waste Disposal				4,900	5,900			10,800
Construction of Area B - Cell 38	Solid Waste Disposal						227	5,722	5,949
Total			**4,300**	**5,800**	**4,900**	**5,900**	**227**	**5,722**	**26,849**

Project list and timing is subject to change due to operational requirements and unexpected urgent needs.

Brady Road Resource Management Facility - Cell Construction (continued):

Solid waste must be disposed of in engineered landfill cells under the conditions of the Environment Act Licence No. 3081 R. As the capacity of existing landfill cells is consumed, new cells and their supporting infrastructure must be designed and constructed. The funding identified provides for design, excavation, liners, leachate collection, associated surface and ground water management, access roads, and associated engineering work.

Operating costs are for roadway maintenance, snow clearing and ditch maintenance. These amounts have not been reviewed by Council and are subject to change during future budget processes.

The expected life of the assets is 50 years.

* N/A - No amounts have been included in the "Previous Budgets" due to this program's on-going nature.

Project Name: **Regulatory Soil Fabrication for Landfill Cover (formerly Soil Fabrication for Landfill Cover)**

Standing Policy Committee: Water, Waste and Environment

Department: Water and Waste
Project: 2062001126
Service: Solid Waste Disposal
OurWinnipeg: Environmental Resilience

AUTHORIZATION	Previous Budgets	2026 Estimate	FORECAST 2027	2028	2029	2030	2031	Five-Year Forecast Total	Six-Year Total
Project Costs ($000's)	N/A *	1,797	1,850	1,485	-	-	-	3,335	5,132
Financed by:									
Landfill Rehabilitation Reserve		1,797	1,850	1,485				3,335	5,132

CASH FLOW	2026	2027	2028	2029	2030	2031	Beyond 2031	Total
Project Costs ($000's)	1,797	1,850	1,485	-	-	-	-	5,132
Financed by:								
Landfill Rehabilitation Reserve	1,797	1,850	1,485					5,132

NET OPERATING IMPACT ($000's)	2026	2027	2028	2029	2030	2031
Operating costs						
Debt and finance charges						
Transfer to General Capital Fund						
Total Direct Costs	-	-	-	-	-	-
Less: Incremental Revenue/Recovery						
Net Cost/(Benefit)	-	-	-	-	-	-
Incremental Full Time Equivalent Positions	-	-	-	-	-	-

Class Estimate: See table below

Strategic Priority Action Plan Theme: None

Project description (in priority order)	Service	2026 Class Est	2026	2027	2028	2029	2030	2031	Total
Soil fabrication for Summit Landfill regulatory cover	Solid Waste Disposal	3	1,797	1,850	1,485				5,132
Total			**1,797**	**1,850**	**1,485**	**-**	**-**	**-**	**5,132**

Project list and timing is subject to change due to operational requirements and unexpected urgent needs.

This program is for all-season soil fabrication to comply with the Province's regulatory requirement to place a vegetative layer for landfill post-closure. The soil fabrication process uses residuals from City services; such as biosolids from wastewater treatment, street sweepings from winter road operations (sand and grit), and wood waste. This program also aligns with the Biosolids Master Plan (Provincial approval received March 2016), Winnipeg Comprehensive Urban Forest Strategy (adopted by Council December 2023), Brady Road Master Plan, Winnipeg Climate Action Plan (adopted by Council September 2018), Closed Landfills Disposition Study, and Leachate Treatment Study.

Fabricating soil is a lower-cost alternative to purchasing top soil and uses materials that would otherwise be landfilled. The fabricated soil is spread and seeded at the City landfills to establish the required vegetative layer. Operations include ongoing environmental and vegetative monitoring.

* N/A - No amounts have been included in the "Previous Budgets" due to this program's on-going nature.

Project Name: **Brady Road Resource Management Facility - Landfill Gas Capture Expansion**

Standing Policy Committee: Water, Waste and Environment

Department: Water and Waste
Project: 2062000226

Service: Solid Waste Disposal
OurWinnipeg: Environmental Resilience

AUTHORIZATION	Previous Budgets	2026 Estimate	FORECAST 2027	2028	2029	2030	2031	Five-Year Forecast Total	Six-Year Total
Project Costs ($000's)	-	161	3,495	-	-	180	3,614	7,289	7,450
Financed by:									
Retained Earnings		161	3,495					3,495	3,656
Solid Waste Asset Management Reserve						180	3,614	3,794	3,794

CASH FLOW	2026	2027	2028	2029	2030	2031	Beyond 2031	Total
Project Costs ($000's)	161	3,495	-	-	180	3,614	-	7,450
Financed by:								
Retained Earnings	161	3,495						3,656
Solid Waste Asset Management Reserve					180	3,614		3,794

NET OPERATING IMPACT ($000's)	2026	2027	2028	2029	2030	2031
Operating costs			45	45	50	95
Debt and finance charges						
Transfer to General Capital Fund						
Total Direct Costs	-	-	45	45	50	95
Less: Incremental Revenue/Recovery						
Net Cost/(Benefit)	-	-	45	45	50	95
Incremental Full Time Equivalent Positions	-	-	-	-	-	-

Class Estimate: 3

Strategic Priority Action Plan Theme: None

There is an obligation under the Province of Manitoba Environment Act Licence No. 3081 R for the Brady Road Resource Management Facility (BRRMF) to control odours leaving the landfill site. If the gas is not collected, objectionable odours may be experienced by the nearby neighbourhoods from the active filling area. Additionally, flammable gases will be released uncontrolled from the decomposing waste which may pose public health and safety risks. The Climate Change and Emissions Reductions Act requires the City to collect and destroy methane gas generated by the BRRMF, consistent with Provincial directives on greenhouse gas reduction and odour control.

Operating costs starting in 2028 are for additional operation and maintenance activities after expansion. These amounts have not been reviewed by Council and are subject to change during future budget processes.

The estimated life of the assets is 50 years.

Project Name: **Closed Landfill Site Improvement: Disposition Study Implementation**

Standing Policy Committee: Water, Waste and Environment

Department: Water and Waste
Project: 2060001627

Service: Solid Waste Disposal
OurWinnipeg: Environmental Resilience

AUTHORIZATION	Previous Budgets	2026 Estimate	FORECAST 2027	2028	2029	2030	2031	Five-Year Forecast Total	Six-Year Total
Project Costs ($000's)	-	-	390	1,127	-	-	-	1,517	1,517
Financed by:									
Landfill Rehabilitation Reserve			390	1,127				1,517	1,517

CASH FLOW	2026	2027	2028	2029	2030	2031	Beyond 2031	Total
Project Costs ($000's)	-	390	1,127	-	-	-	-	1,517
Financed by:								
Landfill Rehabilitation Reserve		390	1,127					1,517

NET OPERATING IMPACT ($000's)	2026	2027	2028	2029	2030	2031
Operating costs			93	94	96	98
Debt and finance charges						
Transfer to General Capital Fund						
Total Direct Costs	-	-	93	94	96	98
Less: Incremental Revenue/Recovery						
Net Cost/(Benefit)	-	-	93	94	96	98
Incremental Full Time Equivalent Positions	-	-	-	-	-	-

Class Estimate: 3

Strategic Priority Action Plan Theme: None

The City of Winnipeg currently has 33 closed landfill sites. These sites require maintenance and ongoing assessment and monitoring to identify any potential risks to public safety or the environment. This is part of our Regulatory requirement under section (7.5) Post Closure Requirements for the Standards For Landfills in Manitoba, (2016).

The Closed Landfill Site Improvement program was initiated in 2016 as a response to the Landfill Disposition Study that prioritized projects to improve and upgrade closed landfill components, including the protective cap, leachate and landfill gas collection systems, and monitoring equipment.

Operating costs starting in 2028 are to account for materials, parts, and supplies associated with recommendations.

The expected life of the assets is 50 years.

Project Name: **Miscellaneous Land Acquisition**

Standing Policy Committee: Water, Waste and Environment

Department: Water and Waste
Project: 2061000126

Service: Solid Waste Disposal
OurWinnipeg: Environmental Resilience

AUTHORIZATION	Previous Budgets	2026 Estimate	FORECAST 2027	2028	2029	2030	2031	Five-Year Forecast Total	Six-Year Total
Project Costs ($000's)	N/A*	300	300	-	-	-	-	300	600
Financed by:									
Solid Waste Asset Management Reserve		300	300					300	600

CASH FLOW	2026	2027	2028	2029	2030	2031	Beyond 2031	Total
Project Costs ($000's)	300	300	-	-	-	-	-	600
Financed by:								
Solid Waste Asset Management Reserve	300	300						600

NET OPERATING IMPACT ($000's)	2026	2027	2028	2029	2030	2031
Operating costs						
Debt and finance charges						
Transfer to General Capital Fund						
Total Direct Costs	-	-	-	-	-	-
Less: Incremental Revenue/Recovery						
Net Cost/(Benefit)	-	-	-	-	-	-
Incremental Full Time Equivalent Positions	-	-	-	-	-	-

Class Estimate: See table below

Strategic Priority Action Plan Theme: None

The City of Winnipeg owns 33 closed landfills and one active landfill. Landfills require a sufficient buffer zone surrounding the site in order to monitor, drain and contain leachate, landfill gas, etc.

Land has been identified around several landfills that should be acquired to improve the City's long-term landfill management, to meet industry standard and reduce overall landfill risk.

Approved capital funds are required to negotiate the purchase of land as it becomes available.

Project description (in priority order)	Service	2026 Class Est	2026	2027	2028	2029	2030	2031	Total
Land Acquisition - various locations to be identified	Solid Waste Disposal	N/A**	300	300					600
Total			**300**	**300**	**-**	**-**	**-**	**-**	**600**

* N/A - No amounts have been included in the "Previous Budgets" due to this program's on-going nature.

** N/A as this is a rolling program.

Project Name: **Green Cart Program: Organics Collection and Processing Service Development**

Standing Policy Committee: Water, Waste and Environment

Department: Water and Waste
Project: 2065001827

Service: Recycling and Waste Diversion
OurWinnipeg: Environmental Resilience

AUTHORIZATION	Previous Budgets	2026 Estimate	FORECAST 2027	2028	2029	2030	2031	Five-Year Forecast Total	Six-Year Total
Project Costs ($000's)	2,022	-	390	18,460	-	-	-	18,850	18,850
Financed by:									
Waste Diversion Reserve			390	18,460				18,850	18,850

CASH FLOW	2026	2027	2028	2029	2030	2031	Beyond 2031	Total
Project Costs ($000's)	-	390	18,460	-	-	-	-	18,850
Financed by:								
Waste Diversion Reserve		390	18,460					18,850

NET OPERATING IMPACT ($000's)	2026	2027	2028	2029	2030	2031
Operating costs			421	669	8,663	16,233
Debt and finance charges						
Transfer to General Capital Fund						
Total Direct Costs	-	-	421	669	8,663	16,233
Less: Incremental Revenue/Recovery						
Net Cost/(Benefit)	-	-	421	669	8,663	16,233
Incremental Full Time Equivalent Positions	-	-	5.00	8.80	15.30	15.30

Class Estimate: 3

Strategic Priority Action Plan Theme: A Green and Growing City with Sustainable Renewal of Infrastructure

SPAP Action Item: 4.8 Develop and implement a city-wide residential food waste collection (green cart) and processing program

On October 26, 2023, Council approved a project and authorized $500,000 for professional consulting services to assist in the development of an organics (primarily residential food waste) processing services program (Green Cart Program). Budget totaling $20.872 million is required for a Project Manager, consulting services, and cart procurement to implement the Green Cart Program. Consulting services will include technical engineering advice, oversight and quality assurance to help ensure that the design, construction and operation of the organics processing facility is in full compliance with project scope documents, operating protocols, contract terms, good construction and operating practices, and applicable environmental and regulatory compliance, construction and safety practices.

This project includes a maximum of one temporary capital funded full-time equivalent.

Operating costs starting in 2028 are for salaries, benefits, collection contract, and replacement carts/parts. These amounts have not been reviewed by Council and are subject to change during future budget processes.

Project Name: **Comprehensive Integrated Waste Management Strategy - Review**

Standing Policy Committee: Water, Waste and Environment

Department: Water and Waste
Project: 2060000726

Service: Recycling and Waste Diversion
OurWinnipeg: Leadership and Good Governance

AUTHORIZATION	Previous Budgets	2026 Estimate	FORECAST 2027	2028	2029	2030	2031	Five-Year Forecast Total	Six-Year Total
Project Costs ($000's)	N/A*	318	-	321	-	-	-	321	639
Financed by:									
Waste Diversion Reserve		318		321				321	639

CASH FLOW	2026	2027	2028	2029	2030	2031	Beyond 2031	Total
Project Costs ($000's)	246	72	321	-	-	-	-	639
Financed by:								
Waste Diversion Reserve	246	72	321					639

NET OPERATING IMPACT ($000's)	2026	2027	2028	2029	2030	2031
Operating costs						
Debt and finance charges						
Transfer to General Capital Fund						
Total Direct Costs	-	-	-	-	-	-
Less: Incremental Revenue/Recovery						
Net Cost/(Benefit)	-	-	-	-	-	-
Incremental Full Time Equivalent Positions	-	-	-	-	-	-

Class Estimate: See table below

Strategic Priority Action Plan Theme: None

Project description (in priority order)	Service	2026 Class Est	2026	2027	2028	2029	2030	2031	Total
CIWMS review	Recycling and Waste Diversion				321				321
Disaster debris management plan	Recycling and Waste Diversion	3	278						278
Food waste reduction strategy	Recycling and Waste Diversion	3	40						40
Total			**318**	**-**	**321**	**-**	**-**	**-**	**639**

On October 19, 2011, Council adopted the Comprehensive Integrated Waste Management Strategy for implementation starting in 2012. The strategy includes a recommendation for Solid Waste Services to undertake a review, analysis and develop a roadmap of the City's solid waste systems every five years.

* N/A - No amounts have been included in the "Previous Budgets" due to this program's on-going nature.

Project Name: **Flood Pumping Station Renewals**

Standing Policy Committee: Water, Waste and Environment

Department: Water and Waste
Project: 2076500126

Service: Land Drainage and Flood Control
OurWinnipeg: Environmental Resilience

AUTHORIZATION	Previous Budgets	2026 Estimate	FORECAST 2027	2028	2029	2030	2031	Five-Year Forecast Total	Six-Year Total
Project Costs ($000's)	N/A*	1,500	1,500	1,500	1,500	1,500	1,500	7,500	9,000
Financed by:									
Transfer from Sewage Disposal System Fund		1,500	1,500	1,500	1,500	1,500	1,500	7,500	9,000

CASH FLOW	2026	2027	2028	2029	2030	2031	Beyond 2031	Total
Project Costs ($000's)	1,500	1,500	1,500	1,500	1,500	1,500	-	9,000
Financed by:								
Transfer from Sewage Disposal System Fund	1,500	1,500	1,500	1,500	1,500	1,500		9,000

NET OPERATING IMPACT ($000's)	2026	2027	2028	2029	2030	2031
Operating costs						
Debt and finance charges						
Transfer to General Capital Fund						
Total Direct Costs	-	-	-	-	-	-
Less: Incremental Revenue/Recovery						
Net Cost/(Benefit)	-	-	-	-	-	-
Incremental Full Time Equivalent Positions	-	-	-	-	-	-

Class Estimate: See table below

Strategic Priority Action Plan Theme: None

Project description (in priority order)	Service	2026 Class Est	2026	2027	2028	2029	2030	2031	Total
Ash Flood Pumping Station (FPS) renewal	Land Drainage and Flood Control	3	1,500						1,500
Aubrey FPS renewal	Land Drainage and Flood Control			1,500					1,500
Metcalfe FPS renewal	Land Drainage and Flood Control				1,500				1,500
Colony FPS renewal	Land Drainage and Flood Control					1,500			1,500
Selkirk FPS renewal	Land Drainage and Flood Control						1,500		1,500
St John's FPS renewal	Land Drainage and Flood Control							1,500	1,500
Total			**1,500**	**1,500**	**1,500**	**1,500**	**1,500**	**1,500**	**9,000**

Flood Pumping Station Renewals (continued):

Project list and timing is subject to change due to operational requirements and unexpected urgent needs.

A 2007 report on the adequacy and operation of the City's regional flood pumping stations (FPS) identified station renewals required in the near and long term. These renewals improve overall station reliability during high river levels and rainfall events and may include changes to ventilation, electrical, mechanical, structural, or architectural components of the stations. A program to address high priority reliability items has been developed for implementation. All station renewals will include implementation of remote monitoring which is critical during flood and rainfall events.

The program includes the condition assessment of all flood pumping stations to establish rehabilitation priority and future funding requirements.

The expected life of the assets is 50 years.

* N/A - No amounts have been included in the "Previous Budgets" due to this program's on-going nature.

Project Name: **Land Drainage Sewers - Regional / Local Streets**

Standing Policy Committee: Water, Waste and Environment

Department: Water and Waste
Project: 2082000226

Service: Land Drainage and Flood Control
OurWinnipeg: Environmental Resilience

AUTHORIZATION	Previous Budgets	2026 Estimate	FORECAST 2027	2028	2029	2030	2031	Five-Year Forecast Total	Six-Year Total
Project Costs ($000's)	N/A *	100	100	100	100	100	100	500	600
Financed by:									
Transfer from Sewage Disposal System Fund		100	100	100	100	100	100	500	600

CASH FLOW	2026	2027	2028	2029	2030	2031	Beyond 2031	Total
Project Costs ($000's)	100	100	100	100	100	100	-	600
Financed by:								
Transfer from Sewage Disposal System Fund	100	100	100	100	100	100		600

NET OPERATING IMPACT ($000's)	2026	2027	2028	2029	2030	2031
Operating costs						
Debt and finance charges						
Transfer to General Capital Fund						
Total Direct Costs	-	-	-	-	-	-
Less: Incremental Revenue/Recovery						
Net Cost/(Benefit)	-	-	-	-	-	-
Incremental Full Time Equivalent Positions	-	-	-	-	-	-

Class Estimate: See table below

Strategic Priority Action Plan Theme: None

Project description (in priority order)	Service	2026 Class Est	2026	2027	2028	2029	2030	2031	Total
To be determined***	Land Drainage and Flood Control	N/A**	100	100	100	100	100	100	600
Total			**100**	**100**	**100**	**100**	**100**	**100**	**600**

Project list and timing is subject to change due to operational requirements and unexpected urgent needs.

Land drainage sewers and catch basins required for Local Improvement projects and other miscellaneous drainage improvements.

* N/A - No amounts have been included in the "Previous Budgets" due to this program's on-going nature.

** N/A - as this is a rolling program.

*** To be determined based on local improvements to be approved.

Project Name: **Stormwater Retention Basin Renewals**

Standing Policy Committee: Water, Waste and Environment

Department: Water and Waste
Project: 2075000127

Service: Land Drainage and Flood Control
OurWinnipeg: Environmental Resilience

AUTHORIZATION	Previous Budgets	2026 Estimate	FORECAST 2027	2028	2029	2030	2031	Five-Year Forecast Total	Six-Year Total
Project Costs ($000's)	N/A*	-	600	-	-	600	-	1,200	1,200
Financed by:									
Transfer from Sewage Disposal System Fund			600			600		1,200	1,200

CASH FLOW	2026	2027	2028	2029	2030	2031	Beyond 2031	Total
Project Costs ($000's)	-	187	413	-	600	-	-	1,200
Financed by:								
Transfer from Sewage Disposal System Fund		187	413		600			1,200

NET OPERATING IMPACT ($000's)	2026	2027	2028	2029	2030	2031
Operating costs						
Debt and finance charges						
Transfer to General Capital Fund						
Total Direct Costs	-	-	-	-	-	-
Less: Incremental Revenue/Recovery						
Net Cost/(Benefit)	-	-	-	-	-	-
Incremental Full Time Equivalent Positions	-	-	-	-	-	-

Class Estimate: See table below

Strategic Priority Action Plan Theme: None

Project description (in priority order)	Service	2026 Class Est	2026	2027	2028	2029	2030	2031	Total
Stormwater retention basin renewals	Land Drainage and Flood Control			600			600		1,200
Total			-	**600**	-	-	**600**	-	**1,200**

Project list and timing is subject to change due to operational requirements and unexpected urgent needs.

The City maintains over 100 stormwater retention basins (SRBs) with the land drainage system. This program renews aging and deteriorated infrastructure along the public shorelines and infrastructure associated with the SRBs.

Projects within the program include: 6-11 Revetment (St. Norbert - Seine River: Dalhousie Dr at Pembina Hwy, south pond), 6-16 Revetment (Waverley West: Point West Dr at Bairdmore Blvd), 6-25 Revetment (Waverley West: south side of Falcon Ridge Dr), 3-10 Revetment (Old Kildonan: Amber Trail at Ambergate Dr), 4-6 Revetment (Transcona: Devonshire Dr W at Kildonan Meadow Dr), and 6-10 Revetment (St. Norbert - Seine River: Dalhousie Dr at Pembina Hwy, north pond).

The estimated life of the assets range from 15 to 50 years, depending on asset type, condition, and rehabilitation method used.

* N/A - No amounts have been included in the "Previous Budgets" due to this program's on-going nature.

Project Name: **Outfall Renewals**

Standing Policy Committee: Water, Waste and Environment

Department: Water and Waste
Project: 2078000126

Service: Land Drainage and Flood Control
OurWinnipeg: Environmental Resilience

AUTHORIZATION	Previous Budgets	2026 Estimate	FORECAST 2027	2028	2029	2030	2031	Five-Year Forecast Total	Six-Year Total
Project Costs ($000's)	N/A*	3,200	2,000	2,000	3,000	3,000	3,892	13,892	17,092
Financed by:									
Transfer from Sewage Disposal System Fund		3,200	2,000	2,000	3,000	3,000	3,892	13,892	17,092

CASH FLOW	2026	2027	2028	2029	2030	2031	Beyond 2031	Total
Project Costs ($000's)	2,631	2,403	2,166	2,452	2,857	3,892	691	17,092
Financed by:								
Transfer from Sewage Disposal System Fund	2,631	2,403	2,166	2,452	2,857	3,892	691	17,092

NET OPERATING IMPACT ($000's)	2026	2027	2028	2029	2030	2031
Operating costs						
Debt and finance charges						
Transfer to General Capital Fund						
Total Direct Costs	-	-	-	-	-	-
Less: Incremental Revenue/Recovery						
Net Cost/(Benefit)	-	-	-	-	-	-
Incremental Full Time Equivalent Positions	-	-	-	-	-	-

Class Estimate: See table below

Strategic Priority Action Plan Theme: None

Project description (in priority order)	Service	2026 Class Est	2026	2027	2028	2029	2030	2031	Total
Renewal & inspection	Land Drainage and Flood Control	N/A**	2,000	2,000	2,000	3,000	3,000	3,000	15,000
Condition assessment	Land Drainage and Flood Control	3	1,200					892	2,092
Total			**3,200**	**2,000**	**2,000**	**3,000**	**3,000**	**3,892**	**17,092**

Project list and timing is subject to change due to operational requirements and unexpected urgent needs.

An Outfall Condition Assessment was completed in 2019. This assessment prioritizes Winnipeg's outfall sites that require renewal, identifies potential renewal techniques for each outfall, and provides high level cost estimates for this work. The City will program and undertake risk-based work on a yearly basis to maximize use of funding for the renewal of sewer outfalls, repairs to piping and related appurtenances, and to improve riverbank stability issues. Funds are also included for condition assessments and re-inspections, as required.

The expected life of the assets is 50 years.

* N/A - No amounts have been included in the "Previous Budgets" due to this program's on-going nature.

** N/A - as this is a rolling program.

Project Name: **Land Drainage and Combined Sewers Outfall Gate Structure Renewals**

Standing Policy Committee: Water, Waste and Environment

Department: Water and Waste
Project: 2078500226

Service: Land Drainage and Flood Control
OurWinnipeg: Environmental Resilience

AUTHORIZATION	Previous Budgets	2026 Estimate	FORECAST 2027	2028	2029	2030	2031	Five-Year Forecast Total	Six-Year Total
Project Costs ($000's)	N/A*	2,977	-	250	1,469	-	-	1,719	4,696
Financed by:									
Transfer from Sewage Disposal System Fund		2,977		250	1,469			1,719	4,696

CASH FLOW	2026	2027	2028	2029	2030	2031	Beyond 2031	Total
Project Costs ($000's)	528	2,449	142	1,577	-	-	-	4,696
Financed by:								
Transfer from Sewage Disposal System Fund	528	2,449	142	1,577				4,696

NET OPERATING IMPACT ($000's)	2026	2027	2028	2029	2030	2031
Operating costs						
Debt and finance charges						
Transfer to General Capital Fund						
Total Direct Costs	-	-	-	-	-	-
Less: Incremental Revenue/Recovery						
Net Cost/(Benefit)	-	-	-	-	-	-
Incremental Full Time Equivalent Positions	-	-	-	-	-	-

Class Estimate: See table below

Strategic Priority Action Plan Theme: None

Project description (in priority order)	Service	2026 Class Est	2026	2027	2028	2029	2030	2031	Total
Cornish gate chamber renewal	Land Drainage and Flood Control	3	2,977						2,977
Riverbend gate chamber renewal	Land Drainage and Flood Control				250	1,469			1,719
Total			**2,977**	**-**	**250**	**1,469**	**-**	**-**	**4,696**

Project list and timing is subject to change due to operational requirements and unexpected urgent needs.

All land drainage gate chambers have been upgraded to a protection level of 24.5 feet James Avenue. The current focus of this program is to renew existing gate chambers to maintain levels of service for flood control on both combined and separated sewer districts. Under high river level (flood) conditions, the river water backs up into the land drainage and combined sewer systems.

Funds are also provisioned for the renewal of sewer flap gates and associated structures to ensure that all systems are adequately protected from river water intrusion.

The expected life of the assets is 50 years.

* N/A - No amounts have been included in the "Previous Budgets" due to this program's on-going nature.

Project Name: **Development Agreement Paybacks**

Standing Policy Committee: Water, Waste and Environment

Department: Water and Waste
Project: 2077000126

Service: Land Drainage and Flood Control
OurWinnipeg: Leadership and Good Governance

AUTHORIZATION	Previous Budgets	2026 Estimate	FORECAST 2027	2028	2029	2030	2031	Five-Year Forecast Total	Six-Year Total
Project Costs ($000's)	N/A*	500	-	600	-	750	1,000	2,350	2,850
Financed by:									
Developer Capacity Charges		500		600		750	1,000	2,350	2,850

CASH FLOW	2026	2027	2028	2029	2030	2031	Beyond 2031	Total
Project Costs ($000's)	500	-	600	-	750	750	250	2,850
Financed by:								
Developer Capacity Charges	500		600		750	750	250	2,850

NET OPERATING IMPACT ($000's)	2026	2027	2028	2029	2030	2031
Operating costs						
Debt and finance charges						
Transfer to General Capital Fund						
Total Direct Costs	-	-	-	-	-	-
Less: Incremental Revenue/Recovery						
Net Cost/(Benefit)	-	-	-	-	-	-
Incremental Full Time Equivalent Positions	-	-	-	-	-	-

Class Estimate: Not applicable

Strategic Priority Action Plan Theme: None

The provision for development agreement paybacks is an allowance for the City to repay developers who bridge finance the installation of oversized underground infrastructure at the request of the City at a time when City capital funding is not provided. The policy framework for bridge financing the oversized services was defined in the Development Agreement Parameters, adopted by Council on July 17, 2002.

The expected life of the installed assets is over 50 years.

* N/A - No amounts have been included in the "Previous Budgets" due to this commitment's on-going nature.

Project Name: **Riverbank Stabilization - Physical Asset Protection**

Standing Policy Committee: Water, Waste and Environment

Department: Water and Waste
Project: 2083000126

Service: Land Drainage and Flood Control
OurWinnipeg: Environmental Resilience

AUTHORIZATION	Previous Budgets	2026 Estimate	FORECAST 2027	2028	2029	2030	2031	Five-Year Forecast Total	Six-Year Total
Project Costs ($000's)	N/A*	286	-	-	-	-	-	-	286
Financed by:									
External Debt		286						-	286

CASH FLOW	2026	2027	2028	2029	2030	2031	Beyond 2031	Total
Project Costs ($000's)	286	-	-	-	-	-	-	286
Financed by:								
External Debt	286							286

NET OPERATING IMPACT ($000's)	2026	2027	2028	2029	2030	2031
Operating costs						
Debt and finance charges	19	38	38	38	38	38
Transfer to General Capital Fund						
Total Direct Costs	19	38	38	38	38	38
Less: Incremental Revenue/Recovery	9					
Net Cost/(Benefit)	10	38	38	38	38	38
Incremental Full Time Equivalent Positions	-	-	-	-	-	-

Class Estimate: See table below

Strategic Priority Action Plan Theme: None

Project description (in priority order)	Service	2026 Class Est	2026	2027	2028	2029	2030	2031	Total
Alfred to Redwood (180m of riverbank stabilization to support active transportation corridor connection.)	Land Drainage and Flood Control	5	143						143
Michaelle Jean Park (150m of remediation and riverbank stabilization. 180m of erosion protection by placing rip rap. This will remediate and protect and active transportation path in the park.)	Land Drainage and Flood Control	5	143						143
Total			**286**	**-**	**-**	**-**	**-**	**-**	**286**

Project list and timing is subject to change due to operational requirements and unexpected urgent needs.

Projects within the program will not proceed until a class 3 estimate is obtained.

* N/A - No amounts have been included in the "Previous Budgets" due to this project's on-going nature.

Riverbank Stabilization - Physical Asset Protection (continued):

This program is intended to address riverbank erosion and slope instability risks to public riverbank lands, while also providing improved public access to these spaces. The riverbank improvements will typically include some form of erosion protection supplemented by stabilization works where warranted. The funds will be used for engineering design, contract administration, construction and land acquisition. The program will provide new or enhanced riverbank access such as upper-bank walk/bike paths and active transportation routes, mid and lower bank paths, viewing nodes, and river's-edge landings. Site restorations in project areas will (re)establish robust and diverse naturalized riparian habitats.

Prioritized riverbank improvement projects will protect existing and/or facilitate new public access to the river and riverbank areas. The Water and Waste Department maintains a Riverbank Asset Management System (RAMS) which includes characterizations of over 200 City-owned riverbank sites with risk-based evaluations taking into account the condition of the riverbank and current or anticipated impacts to existing and planned assets.

Projects will involve inter-departmental collaboration as they will take place on land and will accommodate and protect assets within the portfolios of both Public Works Department (paths, parks/park amenities, streets) and Water and Waste Department (primary line of defense, outfalls and river crossings). Subject to available funding, some riverbank improvements may be delivered within a project involving these types of assets.

WINNIPEG FLEET MANAGEMENT AGENCY - FLEET MANAGEMENT AGENCY FUND

Project Name: **Light Fleet Asset Acquisitions**

Standing Policy Committee: Public Works

Department: Fleet Management Agency (SOA)

Service: Various - see table below

Project: 8330000126

OurWinnipeg: Economic Prosperity

AUTHORIZATION	Previous Budgets	2026 Estimate	FORECAST 2027	2028	2029	2030	2031	Five-Year Forecast Total	Six-Year Total
Project Costs ($000's)	N/A *	3,031	3,000	3,000	3,000	3,000	3,000	15,000	18,031
Financed by:									
External Debt		3,031	3,000	3,000	3,000	3,000	3,000	15,000	18,031

CASH FLOW	2026	2027	2028	2029	2030	2031	Beyond 2031	Total
Project Costs ($000's)	3,031	3,000	3,000	3,000	3,000	3,000	-	18,031
Financed by:								
External Debt	3,031	3,000	3,000	3,000	3,000	3,000		18,031

NET OPERATING IMPACT ($000's)	2026	2027	2028	2029	2030	2031
Operating costs						
Debt and finance charges		89	252	361	562	762
Transfer to General Capital Fund						
Total Direct Costs	-	89	252	361	562	762
Less: Incremental Revenue/Recovery						
Net Cost/(Benefit)	-	89	252	361	562	762
Incremental Full Time Equivalent Positions	-	-	-	-	-	-

Class Estimate: See table below

Strategic Priority Action Plan Theme: Support to Front Line Services

Project description (in priority order)	Service	2026 Class Est	2026	2027	2028	2029	2030	2031	Total
Light fleet asset acquisitions	Fleet Management Agency (SOA)			3,000	3,000	3,000	3,000	3,000	15,000
SUV's and other light fleet	Police Services	3	2,001						2,001
SUV's and other light fleet	Fire and Rescue Response	3	404						404
Water distribution vans	Water	3	626						626
Total			**3,031**	**3,000**	**3,000**	**3,000**	**3,000**	**3,000**	**18,031**

Project list and timing is subject to change due to operational requirements and unexpected urgent needs.

This program funds Light fleet asset acquisitions. Fleet asset acquisitions in 2026 have useful lives between six to nine years and are estimated by service above.

* N/A - No amounts have been included in the "Previous Budgets" due to this program's on-going nature.

Project Name: **Medium, Heavy and Specialty Fleet Asset Acquisitions**

Standing Policy Committee: Public Works

Department: Fleet Management Agency (SOA)

Service: Various - see table below

Project: 8350000126

OurWinnipeg: Economic Prosperity

AUTHORIZATION	Previous Budgets	2026 Estimate	FORECAST 2027	2028	2029	2030	2031	Five-Year Forecast Total	Six-Year Total
Project Costs ($000's)	N/A *	15,289	13,020	12,670	12,670	12,670	12,670	63,700	78,989
Financed by:									
External Debt		12,989	13,020	12,670	12,670	12,670	12,670	63,700	76,689
Transfer from Prior Year Authorization		2,300						-	2,300

CASH FLOW	2026	2027	2028	2029	2030	2031	Beyond 2031	Total
Project Costs ($000's)	15,289	13,020	12,670	12,670	12,670	12,670	-	78,989
Financed by:								
External Debt	12,989	13,020	12,670	12,670	12,670	12,670		76,689
Transfer from Prior Years Authorization	2,300							2,300

NET OPERATING IMPACT ($000's)	2026	2027	2028	2029	2030	2031
Operating costs						
Debt and finance charges		446	1,092	1,527	2,373	3,219
Transfer to General Capital Fund						
Total Direct Costs	-	446	1,092	1,527	2,373	3,219
Less: Incremental Revenue/Recovery						
Net Cost/(Benefit)	-	446	1,092	1,527	2,373	3,219
Incremental Full Time Equivalent Positions	-	-	-	-	-	-

Class Estimate: See table below

Strategic Priority Action Plan Theme: Support to Front Line Services

Project description (in priority order)	Service	2026 Class Est	2026	2027	2028	2029	2030	2031	Total
Medium, heavy and specialty fleet asset acquisitions	Fleet Management Agency (SOA)			13,020	12,670	12,670	12,670	12,670	63,700
Fire Pumpers	Fire and Rescue Response	3	3,242						3,242
Motor Graders	Roadway Snow Removal and Ice Control	3	2,408						2,408
Dump Construction trucks	Roadway Construction and Maintenance	3	797						797
Catch Basin Sewer Cleaners	Water	3	6,542						6,542
Landfill Compactor	Solid Waste Disposal	3	1,600						1,600
Sander Spreader	Roadway Snow Removal and Ice Control	3	700						700
Total			**15,289**	**13,020**	**12,670**	**12,670**	**12,670**	**12,670**	**78,989**

Project list and timing is subject to change due to operational requirements and unexpected urgent needs.

Medium, Heavy and Specialty Fleet Asset Acquisitions (continued):

This program funds Medium, Heavy & Specialty fleet asset acquisitions. Fleet asset acquisitions in 2026 have expected useful lives between seven to 12 years and are estimated by service above. Funding includes $2.3 million from previously approveed capital - see Appendix D.

* N/A - No amounts have been included in the "Previous Budgets" due to this program's on-going nature.

Project Name: **Asset Upgrades and Improvements**

Standing Policy Committee: Public Works

Department: Fleet Management Agency (SOA)
Service: Fleet Management Agency (SOA)
Project: 8310000526
OurWinnipeg: Economic Prosperity

AUTHORIZATION	Previous Budgets	2026 Estimate	FORECAST 2027	2028	2029	2030	2031	Five-Year Forecast Total	Six-Year Total
Project Costs ($000's)	N/A *	777	777	777	777	777	777	3,885	4,662
Financed by:									
Accumulated Surplus (Retained Earnings)		777	777	777	777	777	777	3,885	4,662

CASH FLOW	2026	2027	2028	2029	2030	2031	Beyond 2031	Total
Project Costs ($000's)	777	777	777	777	777	777	-	4,662
Financed by:								
Accumulated Surplus (Retained Earnings)	777	777	777	777	777	777		4,662

NET OPERATING IMPACT ($000's)	2026	2027	2028	2029	2030	2031
Operating costs						
Debt and finance charges						
Transfer to General Capital Fund						
Total Direct Costs	-	-	-	-	-	-
Less: Incremental Revenue/Recovery						
Net Cost/(Benefit)	-	-	-	-	-	-
Incremental Full Time Equivalent Positions	-	-	-	-	-	-

Class Estimate: See table below

Strategic Priority Action Plan Theme: Support to Front Line Services

Project description (in priority order)	Service	2026 Class Est	2026	2027	2028	2029	2030	2031	Total
Fuel site and system upgrades	Fleet Management Agency (SOA)	3	777	200	200	200	200	200	1,777
Power Tools	Fleet Management Agency (SOA)			125	125	125	125	125	625
Shop Tools and Equipment Upgrades	Fleet Management Agency (SOA)			252	252	252	252	252	1,260
Building Renovations	Fleet Management Agency (SOA)			200	200	200	200	200	1,000
Total			**777**	**777**	**777**	**777**	**777**	**777**	**4,662**

Project list and timing is subject to change due to operational requirements and unexpected urgent needs.

This program funds capital improvement expenditures to infrastructure at Winnipeg Fleet Management Agency (WFMA) fuel sites. This program is also for refurbishment and/or improvements to various WFMA owned facilities and includes interior, accessibility, heating, ventilation, air conditioning, electrical, plumbing, parking lot, building envelope and structural improvements. This program is also for the purchase of various shop equipment and power tools. This includes safety upgrades, overhead cranes, hoists, oil system upgrades, rolling jacks, diagnostic equipment, hydraulic hose machines and various welding machines.

* N/A - No amounts have been included in the "Previous Budgets" due to this program's on-going nature.

Project Name: **Automated License Plate Recognition Renewal Program**

Standing Policy Committee: Public Works

Department: Winnipeg Parking Authority (SOA)

Service: Various - see table below

Project: 8400000126

OurWinnipeg: Economic Prosperity

AUTHORIZATION	Previous Budgets	2026 Estimate	FORECAST 2027	2028	2029	2030	2031	Five-Year Forecast Total	Six-Year Total
Project Costs ($000's)	N/A *	298	306	334	340	334	352	1,666	1,964
Financed by:									
Accumulated Surplus (Retained Earnings)		298	306	334	340	334	352	1,666	1,964

CASH FLOW	2026	2027	2028	2029	2030	2031	Beyond 2031	Total
Project Costs ($000's)	298	306	334	340	334	352	-	1,964
Financed by:								
Accumulated Surplus (Retained Earnings)	298	306	334	340	334	352		1,964

NET OPERATING IMPACT ($000's)	2026	2027	2028	2029	2030	2031
Operating costs						
Debt and finance charges						
Transfer to General Capital Fund						
Total Direct Costs	-	-	-	-	-	-
Less: Incremental Revenue/Recovery						
Net Cost/(Benefit)	-	-	-	-	-	-
Incremental Full Time Equivalent Positions	-	-	-	-	-	-

Class Estimate: See table below

Strategic Priority Action Plan Theme: None

Project description (in priority order)	Service	2026 Class Est	2026	2027	2028	2029	2030	2031	Total
Automated License Plate Recognition (ALPR) Replacements (three units/year)	Parking and MBEA Administration Services	3	277	285	311	316	311	327	1,827
Automated License Plate Recognition (ALPR) Replacements (three units/year)	Vehicles For Hire	3	21	21	23	24	23	25	137
Total			**298**	**306**	**334**	**340**	**334**	**352**	**1,964**

Project list and timing is subject to change due to operational requirements and unexpected urgent needs.

This program supports the delivery of on-street and off-street enforcement of parking related by-laws, as well as enforcement related to the Vehicles For Hire by-law, by investing in technologies that allow for effective enforcement practices and increased compliance with bylaws. Capital funding is used to replace existing Automated License Plate Renewal (ALPR) units and associated equipment that have reached end of life as well as purchasing net new inventory.

MBEA: Municipal By-Law Enforcement Act

* N/A - No amounts have been included in the "Previous Budgets" due to this program's on-going nature.

Project Name: **Millennium Library Parkade High Priority Repairs**

Standing Policy Committee: Public Works

Department: Winnipeg Parking Authority (SOA)

Service: Parking and MBEA Administration Services

Project: 0784000324

OurWinnipeg: Economic Prosperity

AUTHORIZATION	Previous Budgets	2026 Estimate	FORECAST 2027	2028	2029	2030	2031	Five-Year Forecast Total	Six-Year Total
Project Costs ($000's)	8,361	3,284	2,817	-	-	-	-	2,817	6,101
Financed by:									
External Debt		3,284	2,817					2,817	6,101

CASH FLOW	2026	2027	2028	2029	2030	2031	Beyond 2031	Total
Project Costs ($000's)	3,284	2,817	-	-	-	-	-	6,101
Financed by:								
External Debt	3,284	2,817						6,101

NET OPERATING IMPACT ($000's)	2026	2027	2028	2029	2030	2031
Operating costs						
Debt and finance charges	145	364	444	444	444	444
Transfer to General Capital Fund						
Total Direct Costs	145	364	444	444	444	444
Less: Incremental Revenue/Recovery	107	92				
Net Cost/(Benefit)	38	272	444	444	444	444
Incremental Full Time Equivalent Positions	-	-	-	-	-	-

Class Estimate: 3

Strategic Priority Action Plan Theme: The Downtown

SPAP Action Item:1.4 Expand access to existing facilities and programming for recreation, library, community gathering, and 24/7 safe spaces, especially downtown

The Millennium Library Parkade requires capital repairs to be undertaken between 2026-2027 that, if left unattended, could cause an unplanned closure of the parkade. The primary elements being repaired are structural work on the P1 slab to address concrete deterioration, replacing lighting system controls that are obsolete.

With the adoption of the 2026 Capital Budget, Council authorizes a first charge of up to $2.817 million in 2026 or prior to the adoption of the 2027 capital budget.

MBEA: Municipal By-Law Enforcement Act

Basis of Budgeting

Service-Based Budget

The City reports budget information on a service-based basis (how much the service will cost and how the service is to be funded), regardless of which area or department delivers the service. The service-based budget is intended to provide more transparent reporting and a more direct link between budgets provided and the services delivered. As part of the budget document a more traditional, by department view is also provided (see Appendix 1 of the 2026 Budget and the Supplement to the 2026 Budget).

Balanced Operating Budget

The City of Winnipeg Charter requires that the City adopt a balanced operating budget for the current year (estimated expenditures for a fiscal year do not exceed the estimated revenues for the year). Council policy provides that year-end surplus be transferred to the Financial Stabilization Reserve. Any operating deficits arising in-year must be addressed in the next year's budget.

As per the Multi-Year Budget Policy, the 2024 to 2027 tax supported operating budget were balanced in all four years.

Consolidation

The annual operating budget adopted by Council provides the spending authorization for each fund, and therefore the current year budget is adopted on a non-consolidated basis. That is, inter-fund transactions have not been eliminated in order to ensure full spending authority is provided. However, each year in the budget document, a consolidated budget is prepared for the current year which eliminates inter-fund transactions. This consolidated budget is then available each year-end to allow comparison and variance reporting to the annual financial statements, also prepared on a consolidated basis (see Appendix 7 of the 2026 Budget).

Expense and Revenue Recognition

The City of Winnipeg develops its operating budget for tax supported and utility operations on a modified accrual basis. The modified accrual basis of accounting records revenue when it is earned, measurable and available. Expenditures are recognized when the liability is incurred, except for certain expenses, for example, those associated with retirement allowances, accrued vacation, worker's compensation, compensated absences, and landfill liabilities which are budgeted on a cash basis. Debt servicing payments are budgeted for when due (depreciation of assets is not budgeted except for SOAs). Revenue from land sales is recorded in accordance with accounting principles used within the real estate industry. Other sources of revenue budgeted are based on previous year's actuals while also considering inflation.

The City uses the full accrual basis of accounting. Revenue is recorded as it is earned and measurable. Expenses are recognized as they are incurred and measurable based on receipt of goods and/or the legal obligation to pay. The City's financial statements are developed in accordance with generally accepted accounting principles for local governments, as recommended by Public Sector Accounting Board (PSAB).

Revenue

The City's sources of income are noted in the Glossary of Terms under "Revenue". The property tax rate is increasing by 3.5% in 2026 and 2027. Other governmental revenue is budgeted based on existing agreements or commitments. The fees and charges revenue is increasing by 2.5% in 2026 and 2027.

Appendix A

Fees and Charges

A Fees and Charges Schedule is published annually in accordance with the Fees and Charges By-Law (196/2008) to identify the current fees and charges administered by the City of Winnipeg and the authority under which they are administered. The Chief Financial Officer is authorized to increase annually any fee imposed by the City by an amount equal to or less than the rate of inflation. New fees or fee increases greater than inflation must be approved by Council unless specifically otherwise delegated. New fees or fee increases greater than inflation are included as part of the annual budget process.

In the 2026 budget process, subject to approval, Council will ratify all fees and charges as set out in Attachment 2 of the budget recommendations.

Salaries and Benefits

Of the total City's services expenditures, about half are made up of salaries and benefits. The City negotiates with bargaining units to establish the rates used to compensate City staff. Depending on the bargaining unit the position is associated with, rates used in the budget consist of either the rates in the settled collective agreements or an estimated rate for positions in a bargaining unit.

Debt and Debt Payments

The City may only incur debt for the purposes of capital expenditures. With the approval of the Provincial Minister of Finance, a borrowing by-law is passed by Council which authorizes borrowing for the capital budget.

Annual payments of principal and interest are budgeted in the City's operating budget as debt and finance charges.

Reserves

Reserves are established by Council, as required for future financial commitments and are operated under the regulations and policies prescribed by provincial legislation or City by-laws as applicable. Budgets are prepared for reserve expenditures and revenues, and transfers to and from reserves are included in the tax-supported, utility, and capital budgets.

Capital Assets

Capital assets are generally defined as those with a cost exceeding $100,000 (non-recurring capital projects and recurring/ongoing capital programs) with a minimum 10-year life. These assets are budgeted for in the capital budget and the financing costs are expensed in the operating budgets. Major equipment or automated systems development projects are also included in the capital budget although their useful life may be less than 10 years. Land acquisition and local improvements are considered capital works regardless of expected cost. Smaller asset purchases are expensed in the operating budgets.

Further information on developing the capital budget is disclosed in the "Budget Context and Overview" section of the 2026 Budget.

Capital Leases

Leases are classified as capital or operating leases. Leases which transfer substantially all of the benefits and risks incidental to ownership of property are accounted for as capital leases. All other leases are accounted for as operating leases and the related lease payments are charged to expense as incurred.

Major Capital Projects

On October 28, 2015, Council concurred in the recommendation of the Executive Policy Committee and adopted the following:

- That an adjustment to the dollar value for the definition of a Major Capital Project for reporting to the Standing Policy Committee on Finance be approved from $10 million to $20 million to reflect construction inflation since Council originally adopted the policy in 1999.
- That the threshold for Major Capital Project reporting to the Standing Policy Committee on Finance be automatically revised annually for construction inflation and disclosed in the Annual Capital Budget put forward to Council for adoption.
- That the adjusted dollar value for reporting to Standing Policy Committee on Finance be applied on a prospective basis. Projects currently reporting that are under the revised threshold will continue reporting until the project is completed.

On March 22, 2023, Council concurred in the recommendation of the Public Service and adopted that the threshold for Major Capital Projects be maintained at $25 million for the 2023 Budget and as an ongoing process direct the Public Service to provide for Council consideration, at the start of each new multi-year budget cycle, a revised threshold, if required, to be utilized for that entire multi-year budget cycle. Projects currently reporting that are under the threshold will continue reporting until the project is completed.

On March 20, 2024, Council concurred in the recommendation of the Public Service and adopted that the threshold for Major Capital Projects be maintained at $25 million for the 2024-2027 multi-year budget cycle.

Projects $25 million or greater are required to form a Major Capital Projects Advisory Committee within 180 calendar days of project authorization and begin reporting financial status to the Standing Policy Committee on Finance and Economic Development (SPC FED). Reporting is to be done on a quarterly basis, unless otherwise directed by SPC FED, until the project is complete. The SPC FED Committee may, at its discretion, request projects below this threshold to report to the Committee.

Listing of Major Capital Projects previously approved and active for 2026:

1) North End Sewage Treatment Plant (NEWPCC) Upgrade Projects: Power Supply and Headworks Facilities
2) South End Sewage Treatment Plant (SEWPCC) Upgrading and Expansion
3) Water Supervisory Control and Data Acquisition (SCADA) Upgrade and Expansion
4) South Winnipeg Recreation Campus Phase One – Recreation Centre
5) Transition to Zero Emission Buses
6) Transit North Garage Replacement
7) North End Sewage Treatment Plant (NEWPCC) Upgrade Projects: Biosolids Facilities
8) CentrePort South Regional Water and Wastewater Servicing – Phase 1A
9) Water Meter Renewals
10) Pembina Highway Overpass (Abinojii Mikanah) Rehabilitation
11) Ferry Road and Riverbend Combined Sewer Relief Works: Rutland Trunk Sewer
12) Lagimodiere Twin Overpass Rehabilitation (Concordia Avenue & CPR Keewatin)

City of Winnipeg
Cost Estimate Classification*

Cost Estimate Class	Project Definition	Project Definition/ Design % Complete	Accuracy of Cost Estimate
Class 5	Concept Screening, Rough Order of Magnitude Estimate	~1%	-50% to +100%
Class 4	Feasibility	~10%	-30% to +50%
Class 3	**Preliminary Design (for Budget Authorization)**	**~30%**	**-20% to +30%**
Class 2	Detailed Design in progress	~60%	-15% to +20%
Class 1	Detailed Design Documentation Complete, Pre-Tender Estimate	~99%	-10% to +15%

Class of Estimate Descriptions

Class 5 — Rough estimate prepared based on very limited information. Used to make an assessment of initial viability and for long range capital planning.

Class 4 — Estimates prepared based on limited information with some engineering work completed and preliminary scope determination.

Class 3 — Estimates based on completed preliminary design documentation. This Class 3 estimate will form the basis for budget authorization and set initial control estimate against which project deliverables will be measured (i.e. on budget).

Class 2 — Estimates prepared in progressive detail from a Class 3 and are used to establish a contract value against which decisions can be made to revise the scope of the project and manage risk at a specific milestone in the design development.

Class 1 — Pre-tender estimates prepared based on completed detailed design documentation (i.e. drawings, plans, specifications, etc.) as well as complete project delivery plans.

* Determined using AACE International, Recommended Practices 17R-97, 18R-97, 56R-08, 97R-18 & 98R-18

Transfers from Other Capital Accounts

Capital Project (From) (in thousands $)		Capital Project (To) (in thousands $)	2026	2027	2028	Total
TAX SUPPORTED, TRANSIT AND MUNICIPAL ACCOMMODATIONS						
Public Works		**Public Works**				
Waverley Street at CN Mainline 2013	30	Pedestrian and Cycling Program	6,830			**6,830**
Pedestrian and Cycling Program 2014 - 2023	6,830	Lighting Improvements	1,000			**1,000**
Regional and Local Street Renewal Program 2017 - 2023	13,709	Road Safety Improvement Program	2,134			**2,134**
Developer Payback - Various Locations 2018 - 2024	1,181	Regional and Local Street Renewal	5,600		1,109	**6,709**
Traffic Engineering Improvements 2019, 2021 and 2022	1,273	Lagimodiere Twin Overpasses Rehabilitation (Concordia Avenue and CPR Keewatin)	6,000			**6,000**
Permanent Traffic Monitoring 2019	6					
Road Safety Improvement Program 2023	864					
	23,893		21,564	-	1,109	**22,673**
Chief Administrative Office		**Chief Administrative Office**				
Recreation and Library Facility Investment Strategy Program 2023	1,050	Portage Place Redevelopment Capital Grant	1,050			**1,050**
Innovation and Technology		**Innovation and Technology**				
Enterprise Computing Initiatives 2020 - 2022	1,459	Technology Infrastructure Program	577	478	134	**1,189**
Intake Program 2023	4					
	1,463					
Transit		**Transit**				
Accessibility Program 2022 and 2023	252	Transit Building Replacement and Renewal	1,364			**1,364**
Transit Building Replacement / Refurbishment 2023	2,254	Fort Rouge Garage Washrack	890			**890**
Heated Bus Shelter Program 2023	722	Bus Shelters, Stops and On-Street Infrastructure Program	974			**974**
	3,228		3,228			**3,228**
		Municipal Accommodations				
		Health / Life Safety / Emergency Systems Refurbishment / City-Wide Accessibility	500			**500**
Winnipeg Police Service						
Technical Surveillance Systems 2022	4					
Police Vehicle Operations - Facilitiy 2023	16					
Communication Sites-P25 Infrastructure 2023	100					
	120					

Capital Project (From) (in thousands $)		Capital Project (To) (in thousands $)	2026	2027	2028	Total
Fire Paramedic Service						
Station Capital Maintenance 2020 and 2021	731					
Equipment Obsolescence 2020 and 2021	385					
911 Call Management Systems 2021	41					
Disaster Financial Assistance Program 2023	29					
	1,186					
Total Tax Supported, Transit and Municipal Accommodations	**$ 30,940**		**$ 26,919**	**$ 478**	**$ 1,243**	**$ 28,640**
SPECIAL OPERATING AGENCIES						
		Fleet Management Agency				
		Fleet Asset Acquisitions	2,300			**2,300**
			$ 2,300	**$ -**	**$ -**	**$ 2,300**
WATER AND WASTE UTILITIES						
Sewage Disposal		**Sewage Disposal**				
Combined Sewer Overflow and Basement Flood Management Strategy 2023 and 2024	20,000	Combined Sewer Overflow and Basement Flood Management Strategy	20,000			**20,000**
Total Water and Waste Utilities	**$ 20,000**		**$ 20,000**	**$ -**	**$ -**	**$ 20,000**
Total City Capital Transfers	**$ 50,940**		**$ 49,219**	**$ 478**	**$ 1,243**	**$ 50,940**

Public Private Partnership Payments as a Percentage of Cash to Capital / Canada Community-Building Fund

(in thousands of $)	2025	2026	2027	2028	2029	2030	2031
Tax Supported Public Private Partnership Payments:							
1 Disraeli Bridge and Overpass Facility	13,395	13,455	13,520	13,581	13,663	13,729	13,796
2 Chief Peguis Trail - Henderson Highway to Lagimodiere Boulevard	7,525	7,575	7,626	7,678	7,750	7,804	7,860
3 East District Police Station	1,155	1,155	1,155	1,188	1,254	1,254	1,254
Total Public Private Partnership Payments	**$ 22,075**	**$ 22,185**	**$ 22,301**	**$ 22,447**	**$ 22,667**	**$ 22,787**	**$ 22,910**
Financing Sources:							
1 Cash to Capital	$ 3,188	$ 3,993	$ 3,730	$ 28,128	$ 26,236	$ 26,175	$ 31,359
2 Canada Community-Building Fund	65,304	50,590	55,716	53,310	52,513	48,563	56,463
Total Financing Sources	**$ 68,492**	**$ 54,583**	**$ 59,446**	**$ 81,438**	**$ 78,749**	**$ 74,738**	**$ 87,822**
Payments as a Percentage of Cash to Capital and Canada Community-Building Fund	**32.23%**	**40.64%**	**37.51%**	**27.56%**	**28.78%**	**30.49%**	**26.09%**

Notes:

1. Public Private Partnership (P3) payments include annual service/financing payments and debt servicing payments.

2. On December 15, 2009, Council directed that the annual lease/service payments and debt servicing costs for tax supported public private partnerships be funded annually up to a maximum of 30% of the cash to capital contribution and the Canada Community-Building Fund.

3. On December 16, 2020, Council amended the P3 Policy to: If the funding of annual lease/service payments and debt servicing costs for tax supported public private partnerships exceeds 30% of cash to capital contribution and Canada Community-Building Fund, no additional tax supported public private partnerships can be entered into until funding of annual lease/service payments and debt servicing costs for tax supported public private partnerships is reduced to a level below 30% of cash to capital contribution and Canada Community-Building Fund.

4. The "Southwest Rapid Transitway (Stage 2) and Pembina Highway Underpass" capital project was approved by Council on June 25, 2014. As this is a utility project, it does not impact this Public Private Partnership payments calculation.

Capital Projects Funded by the Canada Community-Building Fund

(in thousands of $)	2026	2027	2028	2029	2030	2031	Six-Year Total
Preliminary Budget	50,590	55,716	53,310	52,513	48,563	56,463	317,155
Council Approved Forecast	50,590	51,716	53,310	52,513	52,513		260,642
Variance[1]	-	4,000	-	-	(3,950)	56,463	56,513
Details By Project:							
Public Works							
1 Pedestrian and Cycling Program	1,640	2,649	2,700	3,328	2,691	2,528	15,536
2 St. Anne's Road Widening		180	3,726				3,906
3 Pipeline Twinning - Leila to Templeton		590	1,116	252			1,958
4 Lagimodiere Twin Overpasses Rehabilitation (Concordia Avenue & CPR Keewatin)	9,545	3,761					13,306
5 Disraeli Bridge and Overpass Facility	13,055	13,120	13,181	11,063	11,129	11,096	72,644
6 Chief Peguis Trail - Henderson Highway to Lagimodiere Boulevard	6,100	6,151	6,203	5,675	5,629	5,685	35,443
7 Regional Parks	1,730	2,990	2,650	2,790	3,149	3,252	16,561
8 Downtown Parks Improvements Program	450		1,700	1,300			3,450
9 Parks Buildings		400	1,021	1,395	593	1,198	4,607
10 Parks and Recreation Enhancement Program	968	1,238	910	1,060	1,060	850	6,086
11 Assiniboine Park Conservancy (APC) - Infrastructure and Sustainability	2,000	2,980	1,954	2,000	2,100	2,000	13,034
Community Services							
12 St. Boniface Outdoor Aquatic Facility	179	182	180	180	180	165	1,066
13 Spray Pad Investment Program	1,678		2,462	3,000		1,551	8,691
14 South Winnipeg Recreation Campus: Aquatic Facility	1,000						1,000
15 Roblin Park Community Centre - Covered Rink		800					800
16 East of the Red Recreation Plex		2,106					2,106
17 Freight House Outdoor Pool Redevelopment		1,202					1,202
18 St. James Civic Centre Pool - Change Room Upgrades					2,385	2,820	5,205
Fire Paramedic Service							
19 Facility Optimization - Osborne Fire Paramedic Station Consolidation		3,000	4,900				7,900
20 Facility Optimization - Silver Heights Fire Paramedic Station Consolidation		1,600					1,600
21 Facility Optimization - St. Boniface Fire Paramedic Station Consolidation						9,289	9,289
Municipal Accommodations							
22 Health/Life Safety/Emergency Systems Refurbishment/City-wide Accessibility	1,118	1,155	642	2,928	2,928	2,928	11,699
Council							
23 Communities Fund	1,610	1,610	1,610	1,610	1,610	1,610	9,660
Transit							
24 Transit Buses		10,002	7,855	11,008	14,709	11,091	54,665
25 Heavy and Other Equipment Program	1,400		500	500	400	400	3,200
26 Hoist Replacement at Fort Rouge Garage	3,472						3,472
27 Transit Waterline Replacement	1,490						1,490
28 Fort Rouge Garage Washrack	710						710
Water and Waste							
29 Brady Road Resource Management Facility - Cell Construction	2,445			4,424			6,869
Total Projects Financed by the Canada Community-Building Fund	**50,590**	**55,716**	**53,310**	**52,513**	**48,563**	**56,463**	**317,155**

Notes:

1 The $4 million variance in 2027 is due to surplus funding available in the reserve. The ($3.95 million) variance in 2030 is due to deferring eligible projects to 2031. In 2031, the $56.463 million total consists of the expected $52.513 million funding level plus $3.95 million deferred from 2030.

Capital Projects Funded by the Province of Manitoba Infrastructure Funding

(in thousands $)		2025 Adopted Budget	2025 Amended Budget	2026 Preliminary Budget	2027 Forecast
Details By Project:					
Public Works					
1	Transportation Planning Studies	168			
2	Traffic Signals Vehicle Detection Program	250			
3	Road Safety Improvement Program	2,500	2,500		
4	Salt and Sand Storage Shed	150			
5	Regional and Local Street Renewal	6,000	4,669	5,096	62,296
6	Waterway Crossings and Grade Separations - Annual Program	1,299	1,299		
7	Pembina Highway Overpass (Abinojii Mikanah) Rehabilitation	4,399	4,399		
8	Parks Buildings	375			
9	Urban Forest Renewal Program	7,613		5,475	8,295
Community Services					
10	Recreational Facility Safety, Security and Accessibility Improvements Program	200			
11	Fitness Equipment Renewal Program	320			
12	Millennium Library Safety Improvements			2,500	
13	Spray Pad Investment Program	2,512	2,512		3,500
14	Bonavista Recreation and Leisure Centre	2,000	2,000		
15	East of the Red Recreation Plex			2,597	4,100
Police Service					
16	Information and Technology Infrastructure Program			2,500	
Fire Paramedic Service					
17	Facility Optimization - Waverley West Station	2,520	2,520		
18	Next Generation 911				5,000
Planning, Property and Development					
19	Downtown Enhancement Program	151			
20	Cemetery Planning and Development	291			
21	New Columbaria Investment Program	100			
22	Riverbank Stabilization - Physical Asset Protection	3,000			
Municipal Accommodations					
23	Health/Life Safety/Emergency Systems Refurbishment/City-wide Accessibility	471			
Chief Administrative Office					
24	Portage Place Redevelopment Capital Grant	2,500	2,500		
Innovation and Technology					
25	Digital Customer Experience Program	445			
26	Assessment & Taxation Systems Program	312			
27	Community Services Library Technology Upgrade & Replacement Program	350			

Appendix G

(in thousands $)		2025 Adopted Budget	2025 Amended Budget	2026 Preliminary Budget	2027 Forecast
Transit [6]					
28	Transit Buses (formerly Transition to Zero Emission Buses)	13,639	12,539	33,951	4,909
29	Radios and Intelligent Transportation Systems Replacement		202		
30	North Garage Replacement	672	23,683		
31	Primary Transit Network Infrastructure	2,114	2,114	3,990	
32	Rapid Transit (Downtown Corridors) Preliminary Design	376	376	1,840	
33	Wheelchair Securements Retro-fit	2,687	2,687	1,151	
Water and Waste					
34	Brady Road Resource Management Facility - Cell Construction	4,000	4,000		5,800
35	South End Water Treatment Plant - GIF		1,100		
Winnipeg Parking Authority					
36	Millennium Library Parkade High Priority Repairs	7,686			
Total Infrastructure Financed by the Province of Manitoba		**69,100**	**69,100**	**59,100**	**93,900**

1. The above listing identifies the funding in the 2025 adopted budget, the 2026 preliminary budget, and the 2027 forecast. The table below provides a summary by funding sources included in the budget. There are no funding amounts included for 2028 to 2031.

Funding Sources (in thousands $):	2025 Adopted Budget	2025 Amended Budget	2026 Preliminary Budget	2027 Forecast
Investing in Canada Infrastructure Program (Provincial Government)	19,488	19,488	40,932	
Strategic Infrastructure Funding	43,612	43,612	18,168	93,900
Incremental Government of Manitoba Funding	6,000	6,000		
	69,100	**69,100**	**59,100**	**93,900**

2. The Provincial Strategic Infrastructure basket funding is projected at $93.9 million per year.

Projects (in thousands $):	2025 Adopted Budget	2025 Amended Budget	2026 Preliminary Budget [4]	2027 Forecast
Balance as per table above	69,100	69,100	59,100	93,900
NEWPCC Phase 2 Biosolids	30,800	30,800	34,800	
Less: Incremental Government of Manitoba Funding (Mollard Road)	(6,000)	(6,000)	-	-
Total City Budget	**93,900**	**93,900**	**93,900**	**93,900**
Projected Provincial Strategic Infrastructure basket funding	93,900	93,900	93,900	93,900
	-	-	-	-

3. Shared Health Capital Grant information is not included.

4. Subject to Provincial approval.

Active Transportation Projects

(in thousands of $)	2026	2027	2028	2029	2030	2031	Six-Year Total
Pedestrian and Cycling Program [4]	12,237	6,660	6,978	7,810	8,044	8,286	50,015
Regional and Local Street Renewal [5]							
Recreational Walkways and Bike Pathway Renewals	2,585	2,251	2,319	2,388	2,460	2,534	14,537
Regional Sidewalk and Curb Renewal	711	1,351	1,391	1,433	1,476	1,520	7,882
Sidewalk Renewals on Local Streets	3,278	4,502	4,637	4,776	4,919	5,067	27,179
Osborne Street Underpass			500		1,500		2,000
Elm Park Bridge Repairs			3,975				3,975
Omand Park Pedestrian Bridge Rehabilitation		211	1,346	2,254			3,811
Waterway Access Improvement Program	100	100	150	155	159	163	827
Primary Transit Network Infrastructure	2,615						2,615
TOTAL	**$ 21,526**	**$ 15,075**	**$ 21,296**	**$ 18,816**	**$ 18,558**	**$ 17,570**	**$ 112,841**

Notes:

1. On May 14, 2008, Council concurred in the recommendation that a policy be adopted to incorporate Active Transportation (AT) facilities into any reconstruction or rehabilitation required on any infrastructure identified as an AT facility in the proposed active transportation network.

2 .The six-year AT investments in the 2026 preliminary capital budget and 2027 - 2031 forecast total **$112.8 million, an increase of $20.3 million over** the 2025 6-year total ($92.5 million).

3 .The amounts above identify the budget dollars dedicated to AT facilities within the 2026 preliminary capital budget and five-year forecast. Funding for the AT work is included within the total funding for the projects/programs noted. There may be other AT projects that could not be estimated at time of printing.

4. Includes $6.83 million rebudgeted from previously approved Pedestrian and Cycling Program projects.

5. Outside of sidewalks and recreational walkways & bike path renewals, additional active transportation related projects will be undertaken as part of regional and local street renewals within the Regional and Local Street Renewal Program. Further study is required prior to confirming cost estimates.

Service Based Budget Alignment to Strategic Plans

OurWinnipeg

OurWinnipeg 2045, adopted by Council on May 26, 2022, is Winnipeg's 25-year development plan and sets out:

(a) the city's long-term plans and policies respecting
- (i) its purposes,
- (ii) its physical, social, environmental and economic objectives, and
- (iii) sustainable land uses and development;

(b) measures for implementing the plan; and

(c) such other matters as the minister or council considers necessary or advisable

The vision for OurWinnipeg 2045 is to be a thriving, sustainable and resilient city, grounded in a strong commitment for human rights, that is welcoming and contributes to an equitable, and high quality of life for all. This table outlines which OurWinnipeg goals are aligned with service area goals.

		OurWinnipeg Goals					
		Leadership & Good Governance	Environmental Resilience	Economic Prosperity	Good Health & Well-Being	Social Equity	City Building
Committee/ Board	Service Area						
Public Works	Active Transportation	■	■	■	■		■
	Roadway Construction and Maintenance	■	■	■	■		■
	Transportation Planning and Traffic Management		■	■	■		■
	Roadway Snow Removal and Ice Control		■	■	■	■	■
	Public Transit	■	■				■
	City Beautification		■	■	■	■	■
	Winnipeg Fleet Management (SOA)	■	■	■			
	Parking and MBEA Administrative Services	■		■			■
	Vehicles for Hire	■		■			■
Water, Waste and Environment	Water	■	■				
	Wastewater	■	■				
	Land Drainage and Flood Control	■	■				
	Solid Waste Collection	■	■				
	Solid Waste Disposal		■				
	Recycling and Waste Diversion	■	■				
Property and Development	City Planning	■		■			■
	Neighbourhood Revitalization	■	■	■	■	■	■

Appendix I

		OurWinnipeg Goals					
		Leadership & Good Governance	Environmental Resilience	Economic Prosperity	Good Health & Well-Being	Social Equity	City Building
Committee/ Board	**Service Area**						
	Development Approvals, Building Permits and Inspections	■					■
	Heritage Conservation	■	■	■		■	■
	Property Asset Management	■	■	■		■	■
	Cemeteries	■	■	■	■	■	■
	Golf Services (SOA)		■		■		
Community Services	Fire and Rescue Response				■		■
	Community Risk Reduction				■		
	Medical Response				■		
	Emergency Management	■	■	■	■		
	Recreation	■		■	■	■	
	Parks and Natural Areas		■	■	■		■
	Urban Forestry		■	■	■		■
	Community Licensing and Bylaw Enforcement	■		■	■	■	
	Libraries	■		■	■	■	
	Arts, Entertainment and Culture	■		■	■	■	
	Insect Control		■	■	■		■
	Animal Services (SOA)	■			■	■	
Winnipeg Police Board	Police Services			■	■	■	
Finance and Economic Development	Assessment, Taxation & Corporate	■					
	Economic Development			■			■
Executive Policy Committee	Organizational Support Services	■		■	■	■	
	Community Support Service	■		■	■	■	
	Innovation, Transformation and Technology	■					
	Contact Centre – 311	■					
	Council Services	■			■		

MBEA: Municipal By-law Enforcement Act

For more information on OurWinnipeg, please visit: http://winnipeg.ca/interhom/CityHall/OurWinnipeg/

Strategic Priorities Action Plan

During 2023, Council adopted a Strategic Priorities Action Plan which outlines key priorities and actions for the four-year Council term. Within the plan, Council identified 5 broad themes as strategically important. Under these 5 themes Council further identified 42 specific priority actions for focus and investment.

In addition to the 5 themes, some services have identified goals and budget priorities which are primarily focused on Corporate Support & Governance in supporting city operations as a whole rather than a specific theme. This table outlines which Strategic Priorities Action Plan themes service areas feel are advanced by currently identified goals and measures.

		Strategic Priorities Action Plan Themes					
		The Downtown	A Strong Economy	A Liveable Safe, Healthy, Happy City	A Green & Growing City with Sustainable Renewal of Infrastructure	A City that Works for Residents through Improved Customer Service	Corporate Support & Governance
Committee/ Board	**Service Area**						
Public Works	Active Transportation				■		
	Roadway Construction and Maintenance			■	■	■	
	Transportation Planning and Traffic Management	■		■	■	■	
	Roadway Snow Removal and Ice Control			■	■		
	Public Transit				■		
	City Beautification			■		■	
	Winnipeg Fleet Management (SOA)		■		■	■	
	Parking and MBEA Administrative Services			■		■	
	Vehicles for Hire			■			
Water, Waste and Environment	Water				■	■	
	Wastewater				■	■	
	Land Drainage and Flood Control				■		
	Solid Waste Collection					■	
	Solid Waste Disposal				■	■	
	Recycling and Waste Diversion		■		■	■	
Property and Development	City Planning		■	■			
	Neighbourhood Revitalization			■			
	Development Approvals, Building Permits and Inspections			■		■	
	Heritage Conservation		■	■	■		

Appendix I

		Strategic Priorities Action Plan Themes					
		The Downtown	A Strong Economy	A Liveable Safe, Healthy, Happy City	A Green & Growing City with Sustainable Renewal of Infrastructure	A City that Works for Residents through Improved Customer Service	Corporate Support & Governance
Committee/ Board	**Service Area**						
	Property Asset Management		■	■	■	■	
	Cemeteries			■			
	Golf Services (SOA)			■	■		
Community Services	Fire and Rescue Response			■			
	Fire and Injury Prevention			■			
	Medical Response			■			
	Emergency Management			■			
	Recreation			■		■	
	Parks and Natural Areas	■		■	■	■	
	Urban Forestry				■	■	
	Community Liveability			■		■	
	Libraries			■			
	Arts, Entertainment and Culture						■
	Insect Control			■	■	■	
	Animal Services (SOA)			■		■	
Winnipeg Police Board	Police Services			■			
Finance and Economic Development	Assessment, Taxation & Corporate						■
	Economic Development		■				
Executive Policy Committee	Organizational Support Services			■			■
	Community Support Service			■			
	Innovation, Transformation & Technology						■
	Contact Centre – 311					■	
	Council Services					■	

MBEA: Municipal By-law Enforcement Act

For more information on The Strategic Priorities Action Plan please visit:
https://www.winnipeg.ca/sites/default/files/2023-07/2023-2026-Council-Strategic-Priorities-Action-Plan_1.pdf

Service Based Budget – Services By Policy Area

Service	Sub-Service
Public Works	
Roadway Construction and Maintenance	Bridge Construction and Maintenance
	Regional Streets Construction and Maintenance
	Local Streets Construction and Maintenance
	Boulevard Grass Maintenance
Transportation Planning and Traffic Management	Street Lighting
	Transportation Planning and Design
	Traffic/Right of Way Management
Roadway Snow Removal and Ice Control	Regional Streets Snow and Ice Removal
	Local Streets Snow and Ice Removal
	Sidewalk Snow and Ice Removal
	Park and Facility Snow and Ice Removal
	Pathway Snow/Ice Removal
	Snow Disposal Sites
Public Transit	Conventional Transit
	Transit Plus
	Chartered Bus and Special Events
City Beautification	Litter Collection
	Public Gardens/Landscaping
	Ornamental Lighting/Flags and Banners/Public Art
	Graffiti Control
	Spring Clean-up
	Regional Street Cleaning
	Local Street Cleaning
Active Transportation	Regional Sidewalk Construction and Maintenance
	Local Sidewalk Construction and Maintenance
	Pathway Construction and Maintenance
	Active Transportation Planning and Design
Winnipeg Fleet Management SOA	Fleet Vehicles
Parking and MBEA Administration Services (MBEA: Municipal By-law Enforcement Act)	Parking Facilities
	On-Street Parking Enforcement
	On-Street Parking
	MBEA non-parking
Vehicles for Hire	Vehicles for Hire
	Winnipeg WAV
Water, Waste and Environment	
Water	Water Supply and Treatment
	Water Distribution
Wastewater	Wastewater Collection
	Wastewater Treatment
Land Drainage and Flood Control	Flood Control
	Land Drainage
	Waterways Management
Solid Waste Collection and Disposal	Solid Waste Collection
	Solid Waste Disposal
Recycling and Waste Diversion	Recycling
	Waste Diversion
Property and Development	
City Planning	Area Development and Renewal Planning
	City-wide Long Range Planning
Neighbourhood Revitalization	Housing Initiatives
Development Approvals, Building Permits and Inspections	Residential Development Approvals and Inspection
	Commercial Development Approvals and Inspection
Heritage Conservation	Heritage Conservation
Property Asset Management	Infrastructure Planning
	Municipal Accommodations
	Land and Property
	Pool Facilities
	Arena Facilities
	Recreation Centres
	Community Centre Facilities
Cemeteries	Cemeteries (Brookside, St. Vital, and Transcona)
Golf Services SOA	Golf Courses

Service	Sub-Service
Community Services	
Fire and Rescue Response	Fire Suppression and Life Rescue
	Fire Investigation
	Specialty Rescue
	Fire Paramedic Response
Community Risk Reduction	Fire and Injury Prevention Education
	Fire Inspection
Medical Response	Emergency Ambulance
	Medical Transfers
	Community Paramedicine
Emergency Management	Emergency Management
	Emergency Social Services
Recreation	Aquatics Services
	Recreation Services
	Arenas
	Community Centres
Parks and Natural Areas	Park Grass Maintenance
	Park Amenity Maintenance
	Athletic Field Maintenance
	Park Pathway Maintenance
	Park Planning/Development
	Weed Control
	Natural Areas Management
	Playground Management
	Assiniboine Park Conservancy
	Winter Amenity Maintenance
Urban Forestry	Tree Planting
	Tree Pruning and Removal (non-DED)
	Dutch Elm Disease Control (DED)
Community Licensing and Bylaw Enforcement	Vacant Building Enforcement
	Community By-law Enforcement
	Bicycle Recovery
Libraries	Library Services
Arts, Entertainment and Culture	Arts, Entertainment and Culture Grants
	Arts, Entertainment and Culture Events
	Museums
Insect Control	Insect Control
Animal Services SOA	Animal Control and Care
Winnipeg Police Board	
Police Services	Police Services
Finance and Economic Development	
Assessment, Taxation and Corporate	Assessment and Taxation
	Financial Management
	Corporate Accounts
Economic Development	Economic Development
Executive Policy	
Organizational Support Services	Chief Administrative Office
	Communications
	Human Resource Services
	Legal Services
Community Support Service	Community Grants
	Community Initiatives
	Community Safety
	Indigenous Relations
Innovation, Transformation and Technology	Innovation and Technology
Contact Centre - 311	Contact Centre - 311
Council Services	Auditing
	Mayor and Council
	Archives-City Clerks
	Elections-City Clerks
	Citizen Access and Appeals
	Council Support-City Clerks
	Executive Support

Policies, Strategies and Plans

In addition to the policies noted in the Budget Context and Overview section of the 2026 Budget, the City of Winnipeg undertakes a number of strategic planning activities and has adopted a number of strategic plans and policies. Generally, strategic plans are used to:

- Set policy & direction
- Priorities & align resource allocation
- Educate and inform

Corporate Strategic Plan

The corporate strategic plan outlines key administrative directions, goals, and priorities for the City of Winnipeg public service. It establishes a roadmap for the public service to become more responsive to the needs of Council and residents.

https://www.winnipeg.ca/city-governance/documents-reports/corporate-strategic-plan-2024-2027

For more information on strategic plans and policies including links to:

- City planning
- Financial plans
- Infrastructure
- Living in Winnipeg
- Open government
- Public safety
- Recreation and parks
- Special Operating Agencies annual business plans
- Streets and transportation
- Water, waste and climate

visit https://winnipeg.ca/interhom/cityhall/strategic-plans-policies.stm

Loan Guarantee Policy

On September 28, 2016, Council adopted a renewed Loan Guarantee policy to ensure that loan guarantees are only provided to organizations that assist the City in achieving its goals while minimizing the financial risk associated with the guarantee.

As of December 31, 2022, the City has unconditionally guaranteed the payment of principal and interest on capital improvement loans for several organizations. The City does not anticipate incurring future payments on these guarantees.

https://www.winnipeg.ca/finance/files/LoanGuaranteePolicy.pdf

Purchasing Policy

The Council Adopted Purchasing Policy provides governance of purchasing functions, including the delegation of authority related to procurement.

http://winnipeg.ca/finance/findata/matmgt/policy/policy.pdf

Appendix K

Social and Sustainable Procurement Practices

The City of Winnipeg has adopted a Social Procurement Framework and Sustainable Procurement Action Plan to amplify the positive impacts of its spending. Sustainable procurement embeds relevant sustainability considerations into the selection of goods and services, along with factors such as price, quality, service, and technical specifications. Sustainable procurement means getting best value for the City over the total life of a good or service, while seeking opportunities that add environmental, ethical, social, and Indigenous value.

https://www.winnipeg.ca/building-development/doing-business-city/sustainable-procurement

Debt Strategy

A Debt Strategy sets debt limits to establish a prudent level of debt to support the City's capital infrastructure program while maintaining an appropriate credit rating, long-term financial flexibility and sustainability. The Debt Strategy is distinct from the City's Debt Management Policy – see below for the purpose of the debt management policy.

Leading practices incorporate the following concepts into a debt strategy:

- Debt Capacity: the ability to sustain debt service costs over the long term.
- Affordability: the ability to pay debt service costs as well as life-cycle costs to maintain the asset.
- Flexibility: the ability to respond, in the short term, to emerging capital needs.

The City's debt strategy includes a proposed limit, which will provide a framework for future decision-making with respect to new debt authorizations.

Financial Ratios (Debt)	Where are we Now	Forecasted Peak	Recommended Limits
Measure of Sustainability: Net Debt as a percentage of revenue			
Total City, including other entities	57.3%	96.9%	100.0%

https://legacy.winnipeg.ca/finance/files/debtstrategy.pdf

Debt Management Policy

The City of Winnipeg (City) recognizes that the foundation of any well-managed debt program is a comprehensive debt policy. This Debt Management Policy:

- sets the parameters for issuing debt and managing outstanding debt;
- provides guidance to decision makers regarding the timing and purposes for which debt may be issued; and
- provides guidance on the types of debt and structural features that may be used. It does not set out a specific debt strategy or outline debt limits.

The policy summarizes the City's legal authority, restrictions, and responsibilities relating to external debt, which flow from The City of Winnipeg Charter, and addresses other areas related to debt management.

https://legacy.winnipeg.ca/finance/files/approved_debt_management_policy.pdf

Investment Policy

The Investment Policy provides the City with an approved framework for managing investments.

The guiding principle of this Policy is to incorporate industry leading practices to ensure the safety of principal and liquidity of the investment portfolio

Safety of principal is the overriding consideration in investment decisions.

https://winnipeg.ca/finance/files/approved_investment_policy.pdf

Asset Management Policy

The Asset Management Policy is a comprehensive approach to managing the City's assets to meet well-defined levels of service at the lowest total cost of ownership within an acceptable level of risk in accordance with the Council adopted Asset Management Policy.

http://winnipeg.ca/Infrastructure/pdfs/FI-011AssetManagementPolicy.pdf

City Asset Management Plan

The City Asset Management Plan summarizes the inventory, overall replacement value, age, and condition of all the City's major asset groups and presents this information in a format that compares the data across various service areas. It also outlines the funding deficit and strategies associated with meeting level of service targets for existing and new infrastructure.

https://www.winnipeg.ca/infrastructure/pdfs/City-Asset-Management-Plan-2018.pdf

2026 Budget was prepared in accordance with City policies, strategic plans and procedures.

Glossary of Terms

Accommodation Tax - A 6% levy on the purchase price of short-term continuous accommodation of 30 days or less consumed and paid for after May 31, 2008. Amounts are collected in the Destination Marketing Reserve.

Active Transportation (AT) - refers to any human-powered mode of transportation, which mainly includes walking, cycling and rolling. The Pedestrian and Cycling Strategies, adopted by Council on July 15, 2015, present the needs for both walking and cycling modes jointly but address the distinctly different needs of pedestrians and cyclists.

Administrative Buildings - Facilities or assets that do not contain or provide services to the public (i.e. facilities which are solely accessed by city staff and/or suppliers).

Advance Payments – Local Improvements account - see Future Services Account.

Affordable Housing – refers to (i) a dwelling unit where the cost of shelter, including rent and utilities, is a maximum of 30% before-tax household income. The household income is defined as 80% or less of the Area Median Household Income (AHMI) for the metropolitan area or rural region of the Municipality; (ii) a dwelling unit that charges rent at or below the median market rate and follows Manitoba's Program Income Limits for lower-moderate income households. Affordable Housing includes Social Housing.

Assessed Value - Value determined by estimating the market value of a property for a specific reference year. Taxes are levied on the basis of the assessed value of a property.

Assessment Roll - A document that records assessments that are made in respect to properties described in the document and includes a real property assessment roll, a personal property assessment roll, and a business assessment roll.

Asset Management - is an integrated business approach with the aim to minimize the lifecycle costs of owning, operating, and maintaining assets, at an acceptable level of risk, while continuously delivering established levels of service to the residents of Winnipeg. It includes the planning, design, construction, operation, and maintenance of infrastructure used to provide City services. By implementing asset management processes, infrastructure needs can be prioritized, while ensuring timely investments to minimize repair and rehabilitation costs, in order to maintain City assets.

Balanced Budget - The City of Winnipeg Charter enacted by the Manitoba Legislature defines an operating budget to be balanced when the estimated expenditures for a fiscal year do not exceed the estimated revenues for the year.

Basis of Accounting - The City of Winnipeg uses the full accrual basis of accounting. Revenue is recorded as it is earned and measurable. Expenses are recognized as they are incurred and measurable based upon receipt of goods or services and/or the creation of a legal obligation to pay. The City's financial statements are developed in accordance with generally accepted accounting principles for local governments, as recommended by Public Sector Accounting Board (PSAB).

Basis of Budgeting - The City of Winnipeg develops its operating budget for tax supported and utility operations on a modified accrual basis (see Modified Accrual Basis). Difference between the basis of budgeting and accounting include, for example, retirement allowances, vacation, workers compensation, compensated absences, contaminated sites, landfill liability and other accrued employee benefits which are budgeted on a cash basis.

Appendix L

Benchmark - A standard or reference point against which something is measured. The term is used in two different ways: in conjunction with setting long-term goals or targets for a broad range of societal and economic policies; and as a measure of effectiveness in comparing key aspects of an organization's performance with that of similar organizations.

Budget Cycle - A four-year budget cycle beginning with operating and capital budgets adopted by Council for the second fiscal year following a general election of members of Council as provided for in the Multi-Year Budget Policy.

Budget Process - Executive Policy Committee (EPC) of City Council is responsible for budget development. The budget is presented to City Council for consideration and adoption. Each year, both an operating and a capital budget are approved by City Council.

Both budgets contain multi-year views. The capital budget includes six years of budget information, including the current-year adopted budget and five forecast years. The operating budget contains four years of budget information.

Budget Working Group – The working group of Councillors with the functions outlined in the Multi-Year Budget Policy and consists of members of council appointed by the Mayor.

Building Safer Communities Fund (BSCF) - The purpose of the BSCF is to support the development of new or enhanced community-based initiatives that address gun and gang violence in Winnipeg. Investments are intended to support community organizations and municipal departments that focus on children, youth, and young adults (between the ages of 6-26) who are involved in (or at risk of joining) gangs, and to ultimately address conditions that may lead a young person to engage in gang activity in the first place.

Business Tax - This is a tax on businesses that occupy space within the City of Winnipeg. Taxes are calculated by applying the annual business tax rate as a percentage of the annual rental value (ARV) of the business premise. The annual rental value is determined by taking into account the rents paid by premises similar in size and location and includes the cost of services necessary for the comfortable use or occupancy of the premise.

Business Tax Adjustments / New Additions - Are taxes added to the taxation roll after tax bill update (TBU). These supplemental taxes are billed based on the change in the ARV for a given business. The Assessment and Taxation Department is allowed to issue supplemental tax bills for the current tax year and to January 1st of the prior year. For businesses, supplemental tax bills are normally prepared when businesses close, move or newly start up.

By-laws - Legislation enacted by City Council under the provisions of The City of Winnipeg Charter.

Canada Community-Building Fund (formerly Federal Gas Tax) Reserve - City Council, on January 25, 2006, authorized the establishment of the Federal Gas Tax Revenue Reserve Fund. The purpose of the reserve is to account for funds received from the Province under the Federal Gas Tax Funding Agreement.

On November 18, 2005, the Government of Canada and the Province entered into an agreement on the Transfer of Federal Gas Tax Revenue under the New Deal for Cities and Communities. Under this deal, the Province agreed to administer the funds on behalf of the Federal Government and to conditionally provide the funds to the City, subject to receipt of funding from the Federal Government. The funds are intended specifically for eligible projects such as: Public Transit; Water; Wastewater; Solid Waste; Community Energy Systems; and Active Transportation Infrastructure.

On March 24, 2006, the Province and the City signed the Gas Tax Funding Agreement. The agreement was effective as of April 1, 2005 and continues until March 31, 2015, or unless terminated earlier in accordance with section 10 of the agreement.

On July 16, 2014 City Council authorized that the purpose of the Federal Gas Tax Revenue Reserve be amended to include 18 project categories as listed in Schedule 1 of the most recent Manitoba-City of Winnipeg Municipal Gas Tax Agreement to administer the Canada-Manitoba Administrative Agreement on the Transfer of Federal Gas Tax Revenue. The list of eligible project categories includes local roads and bridges, broadband connectivity, public transit, drinking water, wastewater, solid waste, brownfield redevelopment, sport infrastructure, recreational infrastructure and cultural infrastructure.

On July 28, 2021, Province of Manitoba confirmed that the:

(1) Federal Gas Tax Fund program had officially been renamed the Canada Community-Building Fund (CCBF); and

(2) fire halls and fire station infrastructure are eligible investments under the new program and project expenditures for this investment category incurred as of April 1, 2021 will be considered eligible.

On February 27, 2025, Council authorized that the City enter into, execute and deliver a new Canada Community-Building Fund Agreement with the Government of Manitoba, as represented by the Minister of Consumer Protection and Government Services. The Canada Community-Building Fund agreements are structured to be 10 years in length. The prior agreement expired on March 31, 2024. The new agreement expires March 31, 2034. The list of eligible project categories was updated based on Appendix A of the new agreement as identified at the February 27, 2025 Council meeting which is functionally the same as the prior agreement.

The Director of Public Works is the fund manager.

Capital - Expenditures are considered capital when they have a cost of $100,000 or more and a useful life of 10 years or longer. This includes individual non-recurring capital projects or ongoing programs investing in various capital assets. Minor maintenance projects should not be included in the capital budget even though the costs may exceed the dollar limit for capital works. Major equipment replacements with very large dollar values such as computer upgrades should be included in the capital budget even though their useful life may be less than 10 years.

Capital Budget - The annual plan of the capital projects to be undertaken by the City, together with the method of financing for each. In accordance with the City of Winnipeg Charter, a capital budget must be prepared and approved for the current year and the subsequent five years (forecast years). The capital budget is adopted on a project authorization basis, although cash flow estimates are provided for all projects. (See also Five-Year Capital Forecast).

Capital Projects / Capital Works - Capital improvements and other works are generally considered to be projects of a fixed nature and long life which provide new, additional or replacement of public facilities such as streets, water mains, sewers, public buildings, parks, playgrounds, recreational centres, land, etc. Major replacements such as asphalt resurfacing of streets, water main renewals, and sewer renewals could also be considered as capital works. Land acquisition and local improvements are considered to be capital works regardless of expected cost. Capital expenditures are typically acquisition, development or major renovations to assets where the benefit of the expenditure extends into the future.

- Capital Program is a collection of similar (like) projects and activities that are managed in a coordinated way to achieve an impact that is either greater or not available if they were managed individually. Programs are typically longer term or with no end date. Programs are often managed across functional units, are strategic in nature and the plan is often high level and evolving.

- Capital Project is a singular effort of defined duration, typically shorter than a program. A project has a unique purpose and produces a specific output/benefit. The project is specific, detailed and bounded with a defined start and end point.

Cash to Capital - is the cash value that the City invests into its Capital projects.

Charter - Refers to *The City of Winnipeg Charter*, S.M. 2002, c. 39.

Chief Administrative Officer - Individual appointed to the position pursuant to the City of Winnipeg Charter.

Chief Construction Officer - an officer of Council with reporting and accountability measures similar to those in place for other statutory officers of Council while acknowledging that this position is not statutory within the City of Winnipeg Charter.

Chief Financial Officer - is the Council-appointed statutory officer mandated by the City of Winnipeg Charter.

City (The) - Refers to the City of Winnipeg.

City Cemetery Reserve – (Brookside, St. Vital and Transcona Cemeteries) The terms of By-law No. 14725 of the former City of Winnipeg, passed on April 8, 1935, created a fund for the perpetual care and maintenance of Brookside Cemetery. Later on, By-law No. 1996/78, also created funds for the perpetual care and maintenance of St. Vital and Transcona Cemeteries.

Section 29 of By-law No. 5720/91 amending and restating By-law 1996/78, relating to Cemeteries, sets forth the purpose and use of the Perpetual Maintenance Funds.

These funds are for the purpose of creating, building up, and maintaining a perpetual maintenance fund for the care and maintenance of Brookside, St. Vital, and Transcona Cemeteries. Section 12 of By-law No. 130/2007 includes: “Each cemetery will have a separate Perpetual Maintenance Reserve Fund created with a sum equal to 25% of the purchase price of a lot, plot or cremated remains lot/plot, or a sum equal to 15% of a cremorial or niche purchase, or a sum equal to 10% of a scattering of cremated remains, set aside in the reserve, invested and applied to and for the perpetual care of the lot or plot or cremated remains lot/plot, cremorial, niche, scattering bed or ossuary area. Perpetual care includes general maintenance of lots, plots, cremated remains lots/plots, columbarium niches or the cemetery enclosure.

The City may, annually, subject to Council approval, utilize up to 75% of the yearly earnings from the relevant Perpetual Maintenance Reserve to undertake improvements or maintenance on the cemetery.

Effective January 1, 2024 Council approved the consolidation of the Transcona, Brookside and St. Vital Cemeteries (perpetual reserve) funds into one cemeteries reserve fund called “City Cemetery Reserve”.

The Director of Planning, Property and Development is the Fund Manager.

City of Winnipeg Charter (The) - Provincial legislation setting out the powers and responsibilities of the City of Winnipeg.

Class Estimates - The cost estimate classification system was developed in 2015 based on the AACE International Recommended Practices and is included in an appendix in the annual capital budget. The established benchmark is that a project should have a Class 3 estimate for budget authorization. Projects

that are not at a Class 3 should indicate in the detail sheet that a Class 3 estimate or better will be achieved prior to the start of construction. For programs, those projects identified in the year of budget approval should also be at a Class 3 and the narrative should indicate that. The Class 3 estimate should set the authorization budget.

Climate Action Reserve - A reserve fund established for the purpose of funding climate action initiatives in alignment with the City's strategic plans to meet the goal of net zero emissions. These initiatives will focus on studies, analysis and the development of policies, strategies and procedures relating to climate action.

The Director of Water and Waste will be the fund manager.

Committees - means the Standing Policy Committees of Council and the Winnipeg Police Board.

Commitment Reserve - On March 12, 1998, City Council approved the establishment of the Commitment Reserve Fund. The purpose of the fund is to allow departments to carry forward committed budget dollars to the succeeding year thereby eliminating the need to re-budget. Contributions to the reserve must be spent in the year following the transfer. However, contributions can be retained in the reserve beyond the following year only if approved by the fund manager; otherwise the unspent amount must be transferred to the Financial Stabilization Reserve Fund.

The Chief Financial Officer is the fund manager.

Computer, Critical Systems and Support Reserve - On March 22, 1995, City Council approved the establishment of the Computer Replacement Reserve Fund. As approved by Council in the 2019 Budget, the reserve was renamed to Computer, Critical Systems, and Support Reserve. The purpose of the reserve is to provide financing for the replacement, refurbishing, modifying, or upgrading of personal computer hardware and/or software and to stabilize expenditures, therefore smoothing the effect on the annual budget. Through direct contributions, users contribute an amount to the reserve for computer equipment based upon the latest actual purchase cost for that type of unit. Other contributions to the reserve would include investment income.

The Director of Innovation and Technology is the fund manager.

Community Safety Team - The Community Safety Team is dedicated to protecting public safety while supporting vulnerable residents in urgent need.

The team of Safety Officers are sworn Manitoba Peace Officers who work alongside Winnipeg emergency services, safety patrols, and social agencies. Safety Officers assist individuals experiencing homelessness, addictions, and mental health issues, providing on-scene support and connecting them to appropriate resources.

Consolidated Budget – includes the City of Winnipeg's operating budgets for tax supported, utility, special operating agency and reserve operations as well as a capital budget and governmental functions or entities, which have been determined to comprise a part of the aggregate City operations. The consolidated budget considers inter-fund transaction eliminations, tangible capital asset-based revenues and amortization, controlled entity operations and the accrual of unfunded expenses.

Consolidated Entities - The organizations included in the consolidated financial statements are as follows:

- Assiniboine Park Conservancy Inc.
- Winnipeg Arts Council Inc.

- CentreVenture Development Corporation
- The Convention Centre Corporation
- Winnipeg Public Library Board

Consumer Price Index (CPI) - A statistical description of annual price levels provided by Statistics Canada (Government of Canada). The index is used as a measure of the increase in the cost of living (i.e. economic inflation).

Contribution in Lieu of Land Dedication Reserve - On January 10, 1973, City Council adopted the policy that cash payments received by the City in lieu of land dedication for open space be deposited in a fund to the credit of each community. On January 17, 1979, City Council amended that policy to permit proceeds from the sale of surplus parks and recreation lands to be deposited to the Contributions in Lieu of Land Dedication Reserve Fund account of the respective community. On September 19, 1990, City Council adopted the recommendation that revenue would be apportioned amongst the communities on the basis of 75% to the account of the community in which the revenue was collected and 25% to be divided equally amongst all communities. This change was phased in over three years commencing in 1991. Expenses are limited to the acquisition or improvement of land for parks, recreation facilities, or open space.

The Director of Planning, Property and Development is the fund manager.

Debt Charges - The annual amount of principal and interest which must be paid each year through the operating budget. There are two forms of debenture structure. The Sinking Fund Debenture issue requires annual payments to be made to the Sinking Fund. These funds are then invested by the Sinking Fund for the retirement of the debenture issue on its maturity date. A serial issue requires annual payments of principal and interest in order that the debt is paid off in regular installments throughout the life of the issue.

Deficit - an excess of expenditure or liabilities over income or assets in a given period.

Department - The basic organizational unit of the City which is functionally unique in its delivery of services. In general, departments are managed by a Director.

Destination Marketing Reserve - On October 22, 2008, City Council approved the creation of the Destination Marketing Reserve Fund with an effective date of January 1, 2009. The purpose of the reserve is to support Economic Development Winnipeg Inc., The Convention Centre Corporation and special events including other organizations, projects and events that will encourage tourists to visit Winnipeg. The source of revenue for the reserve is a 6% accommodation tax.

The Chief Financial Officer is the fund manager.

Director - leads a City department or Special Operating Agency.

Dividend - A dividend is an interfund transfer from a City Utility or a Special Operating Agency (SOA) to the City tax-supported fund based on Council approved policy or available uncommitted funds or *operational surplus.*

Downtown Community Safety Partnership (DCSP) - is a non-profit organization dedicated to creating a safer and more welcoming downtown.

Economic Development Investment Reserve - The Economic Development Investment Reserve Fund was created by City Council on June 21, 2000. It is intended to fund City economic development incentives and investment projects. This reserve invests directly in particular projects rather than being a

funding mechanism for programs. The incremental portion of realty and business taxes generated by projects in which the fund has invested will be returned to the reserve until the original investment has been repaid.

The Director of Planning, Property and Development is the fund manager.

Effectiveness Measure - a performance measure intended to evaluate service delivery relative to service standards or the customer's needs and expectations.

Efficiency Measure - a performance measure comparing the resources used to the number of units of service provided or delivered (typically cost for a service or unit of service).

Electricity Tax - The electricity tax is legislated by Section 441 of the City of Winnipeg Charter. The rate charged is 2.5% for domestic consumption and 5% for commercial consumption, beyond the electricity used for space heating purposes, which is conclusively deemed to be 80% of the total consumption. For a “primarily electric heat” dwelling unit, 20% is taxable, 80% is exempt. If a dwelling unit is “primarily gas heat”, then there is no exempt portion on the electrical side. The tax is calculated and levied by Manitoba Hydro and is remitted to the City of Winnipeg on a monthly basis.

Entertainment Funding Tax - The tax is 10% on cinema ticket prices of $5.00 or more.

Entertainment Funding Tax Refundable - Goldeyes - The Winnipeg Goldeyes has a long-term arrangement expiring December 31, 2038 with respect to entertainment tax approved by Council. The full amount of entertainment tax remitted during the year is refunded back at the end of the season - conditional upon all aspects of an amateur access/community use agreement with the City being honored.

Entertainment Funding Tax Refundable - True North - True North Inc. has a long-term arrangement expiring in 2029 with respect to entertainment tax approved by Council. The full amount of entertainment tax remitted during the year is refunded back at the end of the season.

Entertainment Funding Tax Refundable - Winnipeg Football Club (WFC) - In a long-term agreement approved by Council, the entertainment tax revenue from the Winnipeg Football Club’s football games or other events will be refunded back to the Winnipeg Football Club.

Environmental Projects Reserve - On December 17, 1993, City Council authorized the establishment of a River Quality Environmental Studies Reserve Fund for the purpose of providing funding for environmental projects to improve river quality. On January 24, 1996, City Council changed the name of this Reserve to the Environmental Projects Reserve Fund to more accurately reflect the nature of the projects reported in this reserve.

The reserve is financed through a monthly transfer from the Sewage Disposal System Fund based on the amount of water consumption billed. The reserve has funded ammonia, nitrification and combined sewer overflow ("CSO") studies. It now funds a portion of the wastewater collection and treatment system improvements as directed by the Province of Manitoba ("the Province"). This includes effluent disinfection, centrate treatment, biological nutrient removal, CSO mitigation infrastructure and biosolids.

River quality is under the jurisdiction of the Province and in 2003 the Clean Environment Commission ("CEC"), at the request of the Minister of Conservation, conducted public hearings to review and receive comments on the City's 50-year wastewater collection and treatment improvement program. At the conclusion, the CEC recommended that the City implement these improvements over a 25-year period, which was subsequently ordered by the Minister of Conservation on September 26, 2003.

On September 3, 2004, the Province issued Environment Act License No. 2669 for the West End Water Pollution Control Centre, which provided for the plan as directed by the Minister of Conservation. Certain provisions of this license were appealed by the City. Revised License No. 2669 E R R and No. 2684 R R R, for the North End Water Pollution Control Center, were issued on June 19, 2009, incorporating the City's requested changes. On March 3, 2006, a similar license (No. 2716) was issued for the South End Water Pollution Control Centre. Effective April 18, 2012, the South End Water Pollution Control Centre license (No. 2716RR) was revised in response to the Save Lake Winnipeg Act requirement. This reserve partially funds capital projects to bring the City in compliance with the license requirements.
The Director of Water and Waste is the fund manager.

External Debt - Obligation resulting from the borrowing of money from sources other than City funds, primarily by the sale of debentures in public capital markets.

Federal Gas Tax Revenue Reserve – see ***Canada Community-Building Fund Reserve.***

Fees and Charges Schedule - published annually in accordance with the Fees and Charges By-Law (196/2008) to identify the current fees and charges administered by the City of Winnipeg and the authority under which they are administered. http://www.winnipeg.ca/finance/documents_page.stm

Financial Management Plan (FMP) - The City's official public strategy for guiding the financial decision-making process. This document, adopted by Council on March 20, 2020, is the strategy for guiding financial decision making, meeting long-term obligations, and improving its economic position and financial stability. http://www.winnipeg.ca/finance/files/fmp.pdf

Financial Stabilization Reserve - The purpose of the Financial Stabilization Reserve Fund is to counteract the budgetary effect of fluctuations from year to year in property and business taxes and/or to fund deficits in the General Revenue Fund, which assist in the stabilization of the City's mill rate and/or property tax requirements.

Various structural changes have occurred over the years in this reserve.
On September 28, 2011, City Council adopted the combining of the Fiscal Stabilization Reserve and the Mill Rate Stabilization Reserve Funds into the Financial Stabilization Reserve Fund. All previous regulations for the two stabilization reserves were replaced with the following:

- Sources of funding for the reserve are: the excess of actual total taxes billed compared to budget; surpluses in the General Revenue Fund; unspent amounts in the Commitment Reserve Fund; and interest revenue.
- The reserve can be used to fund any shortfall of actual total taxes billed compared to budget; major unforeseen expenditures once the target level is exceeded and subject to rules noted below; General Revenue Fund year-end deficits and subject to rules noted below; and one-time expenditures once the target level has been reached.
- No transfers can be made to the General Revenue Fund to fund ongoing current operations.
- Funds above the 8% target may be used for major unforeseen expenditures and General Revenue Fund deficits. Accessing funding in any given year requires City Council approval if the required amount would reduce the reserve's balance below the 8% target.
- A replenishment plan shall be adopted by City Council if the Financial Stabilization Reserve Fund's equity is reduced below the 8% target of tax-supported expenditures.

On March 23, 2015, City Council adopted the 2015 Operating Budget which included a change in the target balance for the Financial Stabilization Reserve from 8% to a minimum of 6% of tax-supported expenditures.

On March 20, 2020 Council amended the purpose to allow transfers between the Financial Stabilization Reserve and the General Revenue Fund, subject to maintaining required annual minimum balanced in the Financial Stabilization reserve, in order to ensure that the tax supported operating budget is balanced.

The Chief Financial Officer is the fund manager.

Fiscal Year - The fiscal year of the City is the 12 months ending on December 31 each year.

Five-Year Capital Forecast - The long-term plan for capital expenditures to be incurred for the five years following the budget year. Section 284(2) of "The City of Winnipeg Charter" requires Council, in addition to the capital budget for the budget year, to include a capital program for five years. Only the current year's budget is adopted, and the five-year capital forecast is approved as a forecast.

Frontage Levy - A charge to property owners through the property tax bill. Calculation of the frontage levy is based on the length of the boundaries (frontage) of the property that fronts or abuts any portion of a sewer main or water main. As set out in the City of Winnipeg Charter, these funds can be used for the upgrading, repair, replacement and maintenance of water and sewer mains, streets and sidewalks; installation, upgrading, repair, replacement and maintenance of lighting in streets and back lanes.

Fund Balance - Measures the net financial resources available to finance expenditures of future periods and is the difference between governmental fund assets and liabilities, also referred to as fund equity.

Full-Time Equivalent (FTE) - The total number of hours worked converted to the equivalent of full-time staff persons working a whole year.

Funding from Other Municipalities - Revenue generated from Service-Sharing Agreements for the provision of water and sewer services to neighbouring municipalities.

Future Services Account - A development agreement may require that the Developer pay for specific infrastructure items that are to be constructed, by the City and/or a third party, in the future, and which directly benefit the proposed subdivision. These works include roadways (both improved and nonimproved), sidewalks, boulevards and trees, traffic signals, street lights (both standard and ornamental), watermains, etc. The costs of the works are determined by the City and are then specified in the development agreement at the time that the agreement is to be executed by the Developer, or earlier. Such payments are credited to the Advance Payments – Local Improvements account (commonly referred to as the "future services" or "future works account"). The funds held in the future services account are intended to be used as a funding source primarily in a capital budget at the time the related infrastructure item(s) is to be constructed.

General Capital Fund - The accounting fund created to account for tax-supported capital transactions of The City of Winnipeg.

General Purpose Reserve - On March 15, 2000, City Council approved the establishment of the Pension Surplus Reserve Fund. The reserve was funded by the retroactive refund of pension contributions for 1998 and 1999. City Council also approved that the purpose of the reserve and further details including the use of these funds be subsequently determined by City Council.

On May 23, 2001, City Council approved the amalgamation of the Pension Stabilization Reserve and Pension Surplus Reserve Funds and the new fund be renamed the General Purpose Reserve Fund.

Appendix L

On June 25, 2014, City Council approved an amendment to the Councillors' Ward Allowance (CWA) Policy year end section 3.10, to include the following: “Unexpended funds from Councillor ward allowances may be carried over to the following year, at the discretion of the ward Councillor, up to a maximum of 10% of the total ward allocation, and on October 28, 2015 added that the CWA carry over funds be established as a permitted use in the General Purpose Reserve.”

On December 16, 2020, Council approved that the terms and conditions of the General Purpose Reserve be amended to allow as a funding source any budget allocation approved by Council including external or internal funding sources. The Chief Financial Officer is the fund manager.

General Revenue Fund – The accounting fund created to account for tax-supported operations, which include but are not limited to services provided by the City such as police, fire, ambulance, library and street maintenance.

Government Finance Officers Association (GFOA) – a professional association representing public finance officials in the United States and Canada, founded in 1906 to improve public finance through planning, financing, and implementing government operations.

Government Grants - Payments from other levels of government for specific programming or payments for City purposes.

Grant - means money, goods, services or in-kind contributions provided to a recipient without consideration in return, other than recognition for the grant.

Grant (Annual) - Annual grants are payments to organizations which provide demonstrable cultural, social or economic benefit to the community and where the City does not receive any goods or services directly in return for the funds (with the exception of service purchase agreements) nor do they expect repayment or any other financial return. Eligibility and entitlement requirements are reviewed annually.

Grant (Long-Term) - A payment that is legally required to be made pursuant to the terms of a previously executed active agreement, or an expired agreement which the parties are still honoring until a new one can be made, or other legal obligation (e.g. Long-Term Agreements of the Grants/Payments Listing, tax or TIF grants).

Grant (Other programs) - are primarily grant programs where recipients are determined throughout the course of the year. With the exception of the per capita grants, the Director of the department responsible for each such grant program is delegated the authority to determine grant recipients.

Grant (In-kind contributions) - goods or services provided to a recipient for free or at a reduced rate.

Grant (Funding streams)

- Environmental / Green City - Funding under this stream may be approved for projects with a focus on climate resiliency, renewable energy, waste diversion, protecting and growing the urban forest;
- Recreation. Funding under this stream may be approved for projects that improve access to library and recreation services;
- Community Well-being. Funding under this stream may be approved for projects that promote safety and the well-being of residents, and services that are more available, accessible and affordable to those who need it most; and

- Arts and Culture. Funding under this stream may be approved for projects concerning the protection, preservation and promotion of the inherent value of the arts, cultural, built and natural heritage resources.

Heritage / Economic Development Property Tax Credit - The program's objective is to facilitate the conservation and continued use/viability of heritage buildings in Winnipeg by incenting the restoration or rehabilitation of existing buildings as well as projects that have economic benefit to the City.

Heritage Investment Reserve - The Heritage Investment Reserve Fund was created by City Council on June 21, 2000. It funds all City and City-sponsored heritage programs and acts as a revolving fund so that future funding of heritage programs can be sustained and thereby reduces the need to obtain additional funding. An important source of ongoing funding for the reserve will be incremental tax revenues from projects financed by the fund.

The Director of Planning, Property and Development is the fund manager.

Housing Accelerator Fund (HAF) Reserve - On January 29, 2025 Council approved the establishment of the Housing Accelerator Fund (HAF) Reserve.

On December 5, 2023, the Government of Canada, through the Canada Mortgage and Housing Corporation (CMHC), entered an agreement with the City of Winnipeg for $122.4 million in funding from the Housing Accelerator Fund (HAF).

The primary objectives of the program are to create more supply of housing at an accelerated pace and enhance certainty in the approvals and building process, while also supporting the following priorities:

- Supporting the development of complete communities that are walkable, consisting of appropriate residential density and a diverse mix of land uses, providing access to a wide variety of amenities and services through public and active transportation
- Supporting the development of affordable, inclusive, equitable and diverse communities that encourage clear pathways to achieving greater socio-economic inclusion largely achieved through the equitable provision of housing across the entire housing spectrum
- Supporting the development of low-carbon and climate-resilient communities

The Chief Administrative Officer is the fund manager.

Housing Rehabilitation Investment Reserve (HRIR) - The Housing Rehabilitation Investment Reserve Fund was created by City Council on June 21, 2000. It was to fund City housing programs for which no funding was provided in operating budgets. It was intended that this reserve act as a revolving fund so that incremental tax revenues resulting from housing programs in which the reserve had invested would be returned to the reserve to finance future projects. The reserve continues to fund housing programs for which the funding is provided through an annual transfer from the General Revenue Fund.

The Director of Planning, Property and Development is the fund manager.

In-Kind Contributions - see Grant (In-kind contributions).

Insect Control Reserve - On March 23, 2005, City Council approved the establishment of the Insect Control Reserve Fund. The purpose of the fund is to absorb unexpected costs for mosquito control in years where the City of Winnipeg experiences above average response levels. The reserve balance should

not exceed $3.0 million and the Chief Administrative Officer has the authority to over-expend to a maximum of $3.0 million in the event of insufficient funds.

The Director of Public Works is the fund manager.

Insurance Reserve - In 1960, the Insurance Reserve Fund was established. The reserve was to be used for the purpose of replacing or repairing City properties and/or contents that had been damaged by fire or any other cause. In 1973, the use of the Insurance Reserve Fund also included the purpose of paying for any other losses that the City might incur in any part of its self-insurance program. Such uses would include third party liability claims, or property damage claims, including motor vehicles.

The Corporate Controller is the fund manager.

Internal Financing - An interim funding source from the available, short-term cash flow surpluses from various City sources such as the general capital fund and capital and special purpose reserves that can be used to fund capital projects. Council also approves an external borrowing authority for the internal financing amount in the capital budget to ensure that funds are available for the projects to proceed if short term cash surpluses become unavailable.

Investing in Canada Infrastructure Program - The governments of Canada and Manitoba are working together to make long-term infrastructure investments for the betterment of Manitoba and its communities through the Investing in Canada Infrastructure Program (ICIP). These investments will have benefits for people in communities across the province under four priority areas:

- Public transit;
- Green infrastructure;
- Community, culture, and recreation infrastructure; and
- Rural and northern communities.

Land Operating Reserve - City Council, on May 16, 1973, authorized the establishment of a Land Operating Reserve Fund to reduce the need for the issuance and sale of debentures in connection with the acquisition cost of properties for resale.

Disbursements from this reserve are limited to the acquisition cost of properties for resale, and any other expenses directly related to the acquisition, sale and improvement of disposable City properties. Use of the reserve's funds for any other purpose requires the authorization of City Council. This reserve is maintained by the proceeds from the sale of City-owned properties and interest earned.

In accordance with City Council directives, 5% of the gross sales revenue is allocated to the Historical Building Program, another 5% of gross sales revenue is allocated to the Enhanced Land Marketing Program to finance those activities necessary to facilitate the sale of surplus lands and 15% is allocated to the Community Centre Renovation Grant Program annually, subject to Council approval.

City Council, on July 19, 1999, adopted a policy that in order to sustain the business operations supported by the Reserve, equity be allowed to accumulate within the reserve sufficient to eliminate the inter-fund debt owing to the General Revenue Fund created in past years. Any surplus funds greater than the amount required for the purposes of the Land Operating Reserve Fund and meeting the annual budgeted transfer to the General Revenue Fund is to be transferred to the Commitment Reserve Fund.

The Director of Planning, Property and Development is the fund manager.

Landfill Rehabilitation Reserve - On December 17, 1993, City Council authorized the establishment of a Brady Landfill Site Rehabilitation Reserve Fund for the purpose of providing funding for the future

development of the Brady Landfill Site. The reserve is financed through a monthly transfer from the Solid Waste Disposal Fund based on tonnages processed at the landfill.

Effective January 1, 2018 the Brady Landfill Site Rehabilitation Reserve was terminated and replaced with a new Landfill Rehabilitation Reserve in accordance with Section 289 of the City of Winnipeg Charter.

The purpose of the new reserve is to provide funding, over time, for closure and post-closure landfill needs including leachate management, environmental monitoring and site restoration costs for all active and closed landfills maintained under the responsibility of the City.

This reserve will continue to be funded through annual deposits from tipping fee revenue accounts of the Solid Waste Disposal Fund based on a portion of the tipping fee per tonne charged on garbage disposal, the current rate is $1.00 per tonne of material landfilled.

The Director of Water and Waste is the fund manager.

Local Improvements - Local Improvement capital projects are those which are financed partly by a direct levy on the properties benefited (property owner's share) and partly by a mill rate levy over the city-at-large (City's share). The program is governed by Local Improvement By-Law No. 98/72 and is subject to advertising and subsequent approval by the majority of ratepayers involved. The type of expenditures generally falling within this category are: paving of local streets and lanes; sidewalk and boulevard construction; installation of new water mains and sewers; ornamental street lighting and lane lighting.

Local Street Renewal Reserve - The Local Street Renewal Reserve was established in 2013 to increase investment in local streets, lanes and sidewalks. Funds from this reserve will be used annually to fund the local street component of the Regional and Local Street Renewal program and the repair, renewal and/or replacement of bridges. Subject to annual Council approval, a separate property tax increase will fund this reserve each year to ensure a dedicated funding system for local streets. Use of the Local Street Renewal Reserve for purposes other than local streets, lanes, sidewalk, and bridge renewals requires approval of 2/3 of City Council.

The Director of Public Works is the fund manager.

Major Capital Projects - are projects that reach a specific minimum dollar threshold and above. $25 million is the threshold for 2024 to 2027 Multi-year Budget. A listing of major capital projects is included in the Supplement to the Budget.

Mill & Fill Treatment - a preventative method to extend pavement life, improve ride-quality and drainage, and correct rutting. It is applicable to existing concrete streets with asphalt overlay in fair condition and includes planning (milling) of the existing asphalt surface, minimal curb/sidewalk/pavement repairs, minor adjustments of miscellaneous pavement appurtenances (inlets, maintenance hole covers, etc.), and placement of a new asphalt overlay.

Mill Rate - A mill rate is a term used to decide how taxes are set. A "mill" is equivalent to a one thousandth part. For the purposes of calculating property taxes, one mill represents $1.00 of taxes for every $1,000 of portioned assessment. The portioned assessment is the part of the total assessed value of a property that is subject to taxation.

Mill Rate Support - Mill rate support is the amount required to be funded directly by property owners through their property realty taxes.

Modified Accrual Basis - A hybrid of cash and accrual methods of accounting in which revenues are recognized when earned, measurable and available. Expenses are recognized when liability is incurred, except for certain expenses such as those associated with retirement allowances, vacation, workers compensation, compensated absences, contaminated sites, landfill liability and other accrued employee benefits which are budgeted on a cash basis. As well, debt servicing payments are budgeted for when due and depreciation of assets is not budgeted.

Multiple-Family Dwelling Tax Investment Reserve - On May 22, 2002, City Council approved the establishment of the Multi-Family Dwelling Tax Investment Reserve Fund. The reserve is designed to act as a bank that accumulates incremental taxes generated by approved multi-family dwelling construction/rehabilitation projects. When the incremental taxes for each project accumulates to the pre-approved amount, the balance is paid back to the applicant developer as a "Tax Incentive Grant".

The Director of Planning, Property and Development is the fund manager.

Municipal Benchmarking Network Canada (MBNC) - is a national benchmarking organization comprised of partner municipalities who identify, collect, analyze and report consistent and comparable data in municipal service areas. The information reported, and the partner network, promote sharing of best practices and strategies to support continuous improvement in the delivery of municipal services. http://mbncanada.ca/

Multi-year Budget - The annual operating and capital budgets adopted by Council together with operating budget projections for an additional three years and capital budget forecast for an additional five years as required by the Multi-Year Budget Policy.

Municipal General Services Fee - The General Services Fee is revenue related to municipal services that are billed for Urban Reserves and these fees are in lieu of property taxes.

Natural Gas Tax - The natural gas tax is legislated in Section 441 of The City of Winnipeg Charter. The rate charged is 2.5% for domestic consumption and 5% for commercial consumption, beyond the natural gas used for space heating purposes. If the dwelling unit is “primarily gas heating”, a baseload is calculated based on consumption in June, July, and August. Gas tax is then applied to the lesser of actual consumption or baseload. If the dwelling unit is “primarily electric heat” then this tax is applied to the full consumption. The tax is calculated and levied by Manitoba Hydro and is remitted to the City of Winnipeg on a monthly basis.

Neighbourhood Action Team (NAT) - Team of staff dedicated to addressing right-of-way maintenance and repairs in select high-needs areas. Members will liaise with elected officials, community members, and area stakeholders to identify problem locations, prioritize work, and collaboratively improve the communities’ street-level infrastructure and appearance.

Net Taxes Added - Are taxes added to the taxation roll after tax bill update (TBU). These supplemental taxes are billed based on the change in the assessed value for a given property. The Assessment and Taxation Department is allowed to issue supplemental tax bills for the current tax year and to January 1st of the prior year.

Non-Profit Organization - means a club, society, association, or corporation that conducts business for the benefit of the general public without shareholders and without a profit motive. Any profit that is made is used to further the goals or undertaking of the organization. Profits are not used by the individuals involved for their own personal financial gain.

Operating Budget - means the annual plan of city's services and programs with estimated revenues and expenditures associated with each.

Operating Expenditures - The cost to provide a product or service. This includes but not limited to the cost for personnel, materials, equipment and other consumables required for a department to function and provide services.

Other Commitments - Other capital investments that are not aligned with the definition of a Capital Project or Capital Program.

OurWinnipeg - The City's strategic 25-year development plan adopted by Council on May 26, 2022, is Winnipeg's 25-year development plan that under The City of Winnipeg Charter, section 224. It establishes goals of leadership and good governance, environmental resilience, economic prosperity, good health and well-being, social equity and city building. Section 235 of the City of Winnipeg Charter, not everything in OurWinnipeg has to be implemented but everything the City does must be consistent with it.

Pay-As-You-Go - A means of financing capital projects whereby the City pays for the projects from direct contributions from the current budget, from retained earnings, or from reserves established for capital purposes, rather than issuing external debt.

Payments in Lieu of Taxes - The federal and provincial governments, crown corporations, universities and City utilities do not have a legal obligation to pay property taxes; however, an amount equivalent to the taxes is paid to the General Revenue Fund for City services by way of a payment in lieu of taxes.

Pedestrian and Cycling Program - provides recommendations for infrastructure projects, programs and studies identified in the Pedestrian and Cycling Strategies. Projects may include: new sidewalks on regional and non-regional streets, new multi-use paths, new bicycle routes, crossing control improvements, public education, awareness and promotion and partnership grants. All recommended projects support the key directions of the Pedestrian and Cycling Strategies.

Performance Measurement - Performance measurement is the process of collecting, analyzing and/or reporting information regarding the performance of an organization, service, system or component.

Permit Reserve - On March 20, 2007, City Council approved the establishment of the Permit Reserve Fund. The purpose of the reserve is to mitigate revenue shortfalls and fund temporary staffing needs during busy periods through economic boom/bust cycles. The reserve is also meant to provide a source of funds for service and system improvements. The reserve is funded by the excess of permit revenue in the General Revenue Fund compared to budget in any given year. The balance in the reserve is capped at $3.0 million and any surplus funds over and above the cap are to be transferred to the General Revenue Fund.

On March 22, 2011, City Council approved the cap be revised to $2.0 million and any surplus funds above the cap be transferred to the General Revenue Fund, reported in the Planning, Property and Development Department.

The Director of Planning, Property and Development is the fund manager.

Perpetual Maintenance Funds – see City Cemetery Fund.

Property Tax Revenue - This is the money that the City bills the property owners in the City of Winnipeg to fund tax-supported expenditures. Property taxes are calculated by applying the municipal mill rate

against the portioned assessment of your property. By definition, a mill is a one-thousandth part. For calculating taxes, one mill represents $1.00 of taxes for every $1,000.00 of portioned assessment.

Provision for Cost Variability ("Provision") - is an inter-fund transfer from the Municipal Accommodations Fund (Fund 554) to the City tax-supported fund (Fund 001). It represents a portion of market rents charged by Municipal Accommodations to its accommodation customers; that portion being the variance between market rent rates charged and the cost to provide and reinvest in the accommodations.

Public-Private Partnership (PPP or P3) - is a contract between a public sector entity and a private sector entity that outlines the provision of assets and the delivery of services. Although this can include almost any type of infrastructure or service, some of the more common P3 projects include hospitals, bridges, highways, new types of technology and new government buildings. Across Canada, P3s have become an increasingly prominent procurement vehicle for governments.

Rapid Housing Initiative - The City of Winnipeg receives funding from the federal government under the Rapid Housing Initiative (RHI). The funding helps deliver affordable housing units in Winnipeg.

Regional Street Renewal Reserve - The Regional Street Renewal Reserve was established in 2014 to increase investment in regional streets and sidewalks. Funds from this reserve will be used annually to find the regional street component of the Regional and Local Street program and the repair, renewal and/or replacement of bridges.

A separate property tax increase will fund this new reserve each year to ensure a dedicated funding system for regional streets. Use of the Regional Street Renewal Reserve for purposes other than regional streets, sidewalk, and bridge renewals requires approval of 2/3 of City Council.

The Director of Public Works is the fund manager.

Regulation Fees - Fees charged to users for regulated/controlled services typically where licenses and permits are required. Fines and penalties are also included in this revenue category for summary purposes.

Reserves - Represent amounts appropriated for designated requirements as established by Council. Part of best practices for fund accumulation to replace capital assets and to provide financial flexibility in times of budget shortfall. A listing of the reserve funds is noted below and a description for each one can be found in this glossary.

- Canada Community-Building Fund (formerly Federal Gas Tax) Reserve
- City Cemetery Reserve (formerly Perpetual Maintenance Funds)
- Climate Action Reserve
- Commitment Reserve
- Computer, Critical Systems and Support Reserve
- Contribution in Lieu of Land Dedication Reserve
- Destination Marketing Reserve
- Economic Development Investment Reserve
- Environmental Projects Reserve
- Financial Stabilization Reserve
- General Purpose Reserve
- Heritage Investment Reserve
- Housing Accelerator Fund Reserve
- Housing Rehabilitation Investment Reserve

- Insect Control Reserve
- Insurance Reserve
- Land Operating Reserve
- Landfill Rehabilitation Reserve
- Local Street Renewal Reserve
- Multi-Family Dwelling Tax Investment Reserve
- Permit Reserve
- Regional Street Renewal Reserve
- Sewer System Rehabilitation Reserve
- Southwest Rapid Transit Corridor Reserve
- Solid Waste Asset Management Reserve
- Southwest Rapid Transitway (Stage 2) and Pembina Highway Underpass Payment Reserve
- Transit Bus Replacement Reserve
- Transit Infrastructure Reserve
- Transformative Reserve
- Waste Diversion Reserve
- Water Main Renewal Reserve
- Water Meter Renewal Reserve
- Workers Compensation Reserve

Residential Recycling - Revenue received from Multi Material Stewardship Manitoba (MMSM) on a percentage of cost basis to help fund the waste diversion program for the City.

Retained Earnings - Equity accounts that represent the accumulated surpluses from operations that are not for general distribution, but rather are used to fund capital projects, leverage debt, or are reinvested in service delivery.

Revenue - Sources of income to The City of Winnipeg. A listing of major sources of revenue is noted below and a description for each one can be found in this glossary.

- Accommodation Tax
- Business Tax
- Business Tax Adjustments / New Additions
- Electricity Tax
- Entertainment Funding Tax
- Entertainment Funding Tax Refundable – Goldeyes
- Entertainment Funding Tax Refundable – True North
- Entertainment Funding Tax Refundable – Winnipeg Football Club (WFC)
- Frontage Levy
- Government Grants
- Natural Gas Tax
- Net Taxes Added
- Payments in Lieu of Taxes
- Property Tax Revenue
- Regulation Fees
- Sales of Goods and Services
- Sewer Services
- Solid Waste Disposal Services
- Tax Penalty Interest
- Transfers
- Transit Service Fare Revenue
- Water Services Sales

Rolling Capital Program – A collection of projects where the work can be adjusted based on the funding available for the program. These projects are generally small in scope and do not require preliminary or detailed design studies. For these reasons, individual class estimates are not developed. Funding for these programs is usually ongoing and work is continuous from year to year.

Sale of Goods and Services - Revenue category of fees charged to users for services provided on a fee for service basis by the City for the convenience and quality of life for residents. Generally, the consumer can exercise choice on whether or not to consume the service. Examples include recreation and ambulance fees.

Self-Supporting Utility - The Water and Waste Utilities do not receive subsidies from the mill rate or tax supported budget.

Service (Internal) - Those services which are offered internally to one or more organizational units within the corporation in support of public service delivery.

Service (Public) - An operational concept where something of value is provided to individual members of the public, or defined members of the public (client set) or the public collectively.

Service-Based Budget (SBB) - Displays budget information (how much the service will cost and how the service is to be funded) and performance measures for services provided, including all components regardless of which unit or department delivers the service. The service-based budget is intended to provide more transparent reporting and a more direct link between the budgets provided and the services delivered.

Service Goals - Goals are provided for each service in the service-based budget, and represent the desired high-level outcomes for that service area.

Service purchase agreement payment - A payment that is required to be made for the provision of services pursuant to a service purchase agreement, and was previously approved as a sole source under the Materials Management Policy, due to the fact that another organization/entity could not reasonably carry out the service or there is a special convenience factor in having a particular organization/entity provide the service to the City. The service being provided is usually for the care or maintenance of City property which the City would otherwise be legally required to carry out itself (e.g. BIZ zone cleanliness, snow clearing of City parking lots, clean up around Brady landfill).

Service-Sharing Agreements - see Funding from Other Municipalities.

Sewer Services Revenue - This revenue is generated when the sewer rate is applied to the amount of water used as measured by the water meter, since most of it ends up as sewage. This money is used to collect, transport and treat sewage so that it meets environmental requirements before it is released to the Red and Assiniboine Rivers.

Sewer System Rehabilitation Reserve - On May 27, 1992, City Council authorized the establishment of the Combined Sewer Renewal Reserve and the Wastewater Sewer Renewal Reserve Funds. These Reserves were established for the renewal and rehabilitation of combined sewers and wastewater sewers, respectively, with funding provided from the frontage levy identified for this purpose in By-law 549/73 (amended by By-law 7138/97). The purpose of the reserves was to provide a consistent approach to financing infrastructure renewal and rehabilitate combined sewers and to renew and rehabilitate wastewater sewers (as defined by the Sewer Utility By-law 5058/88).

The annual frontage levy funding was allocated by City Council between the Combined Sewer Renewal Reserve and the Wastewater Sewer Renewal Reserve in accordance with the capital program requirements.

On January 30, 2002, City Council passed By-law No. 7958/2002 "Frontage Levy By-law" to include the repair and replacement of streets and sidewalks in residential areas.

On September 27, 2006, City Council approved the consolidation of the Combined Sewer Renewal Reserve and the Wastewater Sewer Renewal Reserve Funds into the Sewer System Rehabilitation Reserve Fund, which was effective on October 1, 2006.
On December 15, 2009, City Council authorized, by way of approval of the Capital Budget, that effective 2009, frontage levy revenue collected on property taxes would no longer fund the Sewer System Rehabilitation Reserve as of 2011. Therefore, the Sewer System Rehabilitation Reserve is fully funded through sewer rates transferred from the Sewer Disposal System Fund as well as interest earned on the reserve fund balance.

The Director of Water and Waste is the fund manager.

Shared Health - Shared Health leads the planning and coordinates the integration of patient-centered clinical and preventive health services across Manitoba. The organization also delivers specific province-wide health services and supports centralized administrative and business functions for Manitoba health organizations.

Short-term Rental Accommodations – or STRA means a dwelling unit which is rented in whole or in part for a period of less than 30 consecutive days in exchange for payment of money or other value.

Sinking Fund - A fund established by setting aside annual contributions or levies over a period of time to fund the repayment of long-term debt at maturity. The city administration manages the sinking fund contributions on sinking fund debentures.

Solid Waste Asset Management Reserve - On March 27, 2025, City Council authorized the establishment of a Solid Waste Asset Management Reserve. (SWAMR). The purpose of the SWAMR will be to fund the purchase or replacement of major capital assets for all Solid Waste services, including but not limited to garbage and recycling carts and bins, billing systems, operational equipment and infrastructure such as landfill gas expansions, cell construction and site improvements.

Future contributions to the reserve will, in part, fund planned capital spending to meet ongoing program needs. The maximum reserve balance will be approximately equal to the next five years cumulative projected funding requirements. Timing of capital project implementation or changes to licensing requirements may affect reserve contributions.

The Director of Water and Waste Department is the fund manager.

Solid Waste Disposal Services Revenue - The service consists of several primary sources of revenue including tipping fees, waste diversion user fees and residential recycling revenue (a definition of each can be found in this glossary).

Southwest Rapid Transitway (Stage 2) and Pembina Highway Underpass Payment Reserve - On March 23, 2015 Council approved the establishment of the Southwest Rapid Transitway (Stage 2) and Pembina Highway Underpass Payment Reserve for the purpose of setting aside funding for the P3 annual

service / financing payments commencing in 2019 for the Southwest Rapid Transitway (Stage 2) and Pembina Highway Underpass capital project.

The funding source from the City was originally approved as dedicated property tax revenue transferred from the General Revenue Fund, a one-time fare increase in 2016 and an annual grant from the Province. Subsequently, the one-time fare increase was removed and the Province has advised the annual grant will not be provided. A 2/3 vote of Council is required in order for the use of funds to be other than those stipulated.

The Director of Transit is the fund manager.

Special Operating Agency (SOA) - A special unit of an organization which can operate within or outside the existing city department structure in the delivery of its service(s). It is granted more direct responsibility for results and increased management flexibility needed to attain new levels of service delivery. The authority for SOAs is provided by the City of Winnipeg Charter Section 215.

Standing Committees - Sub-committees of City Council delegated certain powers and duties to facilitate the administration of their assigned City departments which report through them to the Executive Policy Committee and City Council. They also provide a forum for public input and receive recommendations from Community Committees related to their respective responsibilities. Areas of responsibility are Finance and Economic Development; Public Works; Property and Development; Community Services; and Water, Waste and Environment.

Strategic Priorities Action Plan (SPAP) – A four-year plan that aligns with both the four-year Council term as well as the forthcoming four-year budget cycle. A key principle of the strategic planning process was to allow all members of Council equal opportunity to participate in the development of the SPAP. Council and the Public Service used the strategic planning process to build trust, achieve common understanding, discuss opportunities and challenges, and build consensus on key priority actions to be undertaken over the duration of the four-year Council term. The SPAP identifies five key priority themes and 42 priority actions across the five themes which are:

- The Downtown;
- A Strong Economy;
- A Liveable, Safe, Healthy, Happy City;
- A Green and Growing City with Sustainable Renewal of Infrastructure; and
- A City that Works for Residents through Improved Customer Service.

Strategy - Those steps taken in support of public and internal service goals.

Surplus - an excess of income or assets over expenditure or liabilities in a given period, typically a financial year.

Target - An identified goal that a service area is trying to achieve. In the context of departmental performance measurement, identified targets are levels of service which directly or indirectly indicate progress towards identified departmental goals.

Tax Penalty Interest - This revenue is generated from property and business tax accounts that are in arrears. Tax penalties are applied to tax accounts in arrears in accordance with the Tax Penalty By-law 5796/91 and the Tax Sale Penalty By-law 8157/2002.

Tax-Supported Services - Goods and services supplied by the City whose costs are supported, in whole or in part, by funds received through property tax revenues.

Tipping Fees - This revenue is generated from charging a per tonne rate to residential and commercial garbage delivered to the City landfills.

Transfers - Refers to transfers to and from reserves, departments, and/or funds.

Transfer to Capital - The mill rate supported funding source for capital projects. The transfer to capital amount is sourced from the general revenue (mill rate supported) fund and moved to the general capital fund to finance the City's capital priorities.

Transformative Reserve - On January 27, 2022, City Council approved the establishment of the Transformative Reserve Fund that is separate and distinct from the current Land Operating Reserve and is to be funded from the sale of surplus golf courses or the sale of Surplus Leased Buildings. The Transformative Reserve Fund is a special purpose reserve intended to support investments that transform the delivery of services and reduce the City's infrastructure deficit with a focus on recreation, public green space as well as preservation, protection and enhancement of Winnipeg's tree canopy. The Transformative Reserve Fund is intended to target significant greenspace or natural habitat acquisition opportunities.

The Director of Planning, Property and Development is the fund manager.

Transit Bus Replacement Reserve - On December 15, 1994, City Council approved the establishment of the Transit Bus Replacement Reserve Fund. The purpose of the reserve is to provide financing for the replacement or refurbishment of transit buses in a scheduled and pragmatic manner. Contributions to this reserve will be based on a budgeted appropriation from the Transit Department plus proceeds from the disposal of bus equipment and insurance claims on bus equipment written off. Upon the Transit Department making the outlay to replace or refurbish buses, this reserve will contribute towards that purchase.

The Director of Transit is the fund manager.

Transit Infrastructure Reserve - On April 29, 2021 Council approved the establishment of the Transit Infrastructure Reserve for the purpose of funding the annual debt and financing costs incurred for the replacement of the North Garage capital project. Effective January 1, 2028, this reserve will be funded through dedicated property tax revenue transferred from the General Revenue Fund; as well as transfers from other Transit reserves.

The purpose of this reserve will be to fund the annual debt and financing costs for the replacement of the North Garage as a priority, and any remaining funding available will be used to fund transit infrastructure such as bus rolling stock and related charging infrastructure, land acquisitions and other associated costs.

The Director of Transit is the fund manager.

Transit Plus - a service of Winnipeg's public transit system that provides door-to-door transportation for people who are unable to regularly use the City's fixed route transit system because they are legally blind or have significantly impaired mobility. Winnipeg Transit Plus registrants use a variety of mobility aides including scooters, canes, walkers, and both manual and motorized wheelchairs.

Transit Service Fare Revenue - The revenue generated when the type or class of fare is applied to the applicable rider. There are different rates based on time period (i.e. single ride, weekly, monthly, etc.), method (i.e. cash or e-card) and whether rider qualifies for a student, reduced or regular fare.

User Fees/Charges - The payment of a fee for direct receipt of a public service by the party who benefits from the service.

Utility - A utility or public utility provides funding and maintains the infrastructure for and provides a rate-based service that is consumed by the public such as water, wastewater, waste disposal, and public transportation.

Vacancy Management - Estimated savings derived from delaying the filling of vacant positions which were budgeted for.

Vehicles for Hire **(VFH)** - The Vehicles for Hire By-law No. 129/2017 was approved by Council on December 13, 2017 and came into effect on February 28, 2018. Regulatory responsibility legally transferred from the provincial government to municipalities pursuant to the requirements of Bill 30 – The Local Vehicles for Hire Act, which will dissolve the existing Taxicab Board, the Taxicab Act and associated regulations, and transition oversight and regulation of the vehicle for hire industry to the City of Winnipeg effective February 28, 2018.

Waste Management User Fee - This revenue is generated to fund new programs that provide residents with more ways to reduce, reuse and recycle. The fee is charged on a daily basis according to dwelling units and appears on the water bill.

Waste Diversion Reserve – On October 19, 2011, City Council authorized the establishment of Waste Diversion Reserve for the purpose of providing funding for waste diversion programs. The Reserve is financed by surplus funds collected through the Waste Diversion fee.

On March 27, 2025, City Council approved that Waste Diversion Reserve be phased out. The existing Council approval and established waste diversion programs will draw down the balance of the reserve and future programs will be funded from the Solid Waste Asset Management Reserve.

The Director of Water and Waste is the fund manager.

Water Service Sales Revenue - This revenue is generated when the water rate is applied to the amount of water used, as measured by the water meter. This covers the cost of bringing water from Shoal Lake to the consumer, including operating and maintaining the aqueduct, pumping stations, reservoirs, and distribution system.

Water Main Renewal Reserve - On February 18, 1981, City Council established this reserve fund for the purpose of financing the renewal of watermains. It was initially created by the transfer from the Waterworks System and funded through a frontage levy. Since 2009, the source of funding for the Water Main Renewal Reserve is water rates.

The Director of Water and Waste is the fund manager.

Water Meter Renewal Reserve - On January 30, 2020, City Council authorized the establishment of the Water Meter Renewal Reserve to fund a program for the replacement and renewal of water meters with advanced meters. The reserve is funded by customers through the Daily Basic Charge.

The Director of Water and Waste is the fund manager.

Winnipeg Police Board - The Winnipeg Police Board provides civilian governance and oversight of the Winnipeg Police Service to improve transparency and accountability in policing. It is made up of seven civilian members. Five members are appointed by Winnipeg City Council and two are appointed by the Province of Manitoba. It receives its authority from Manitoba's Police Services Act (2009) and a City of Winnipeg By-Law (148/2012).

Winnipeg WAV - On January 21, 2022, the Vehicle for Hire (VFH) office awarded the contract to begin the process for creating the Winnipeg WAV (wheelchair accessible vehicle) Accessible Centralized Dispatch system. The Winnipeg WAV is a pilot project to address improvements to accessible on-demand service, in line with the needs of both residents and the industry.

The goals of this pilot project are to:

- Ensure a comparable level of service for those who use accessible or standard vehicles for hire;
- Improve safety of passengers;
- Provide incentives to drivers and owners of accessible vehicles;
- improved tracking of accessible trips and wait times, in order to continue to reduce wait times.

Winnipeg WAV was launched in May 2022.

WINNpass – the WINNpass program provides eligible individuals or families the opportunity to purchase full-fare transit passes/fares at a reduced rate.

Workers Compensation Reserve - Under the terms of By-law No. 9802 of the former City of Winnipeg, provision was made for the establishment of a Workers Compensation Reserve Fund. On January 1, 1972, as a result of the amalgamation of the City of Winnipeg with former area municipalities, The Workers Compensation Reserve Fund was established in accordance with Section 338 of the former City of Winnipeg Act.

The City administers its workers compensation program on a self-insured basis. In lieu of paying premiums to the Workers Compensation Board of Manitoba, the City pays actual costs incurred plus an administration charge. Departments are charged actual costs as well as surcharges related to financing fatality pensions and upgrades of benefits. The net result is that costs and surcharges are transferred to/from the Workers Compensation Reserve Fund. The Workers Compensation Reserve Fund serves to counteract any budgetary fluctuation from year to year that would result from a work related incident of major proportions.

On April 29, 2015, Council approved an amendment to the purpose of the Workers Compensation Reserve
1) To include Permanent Partial Impairment awards for occupational disease claims and
2) That pension surplus/deficit from Workers Compensation Board be accounted for in the Workers Compensation Reserve.

The Corporate Controller is the fund manager.