LOT AREA: **1.927 ACRES**

BUILDING DESCRIPTION

UNITS 1 & 4	2 STOREY UNITS
UNITS 2 - 3, 5 - 16	3 STOREY REAR GARAGE UNITS
UNITS 17 - 28	3 STOREY FRONT GARAGE UNITS
UNITS 29 - 32	2 STOREY W/ BASEMENT UNITS
UNITS 33 - 34	3 STOREY FRONT GARAGE UNITS
UNITS 35 - 45	3 STOREY BACK TO BACK FRONT GARAGE UNITS
TOTAL	45 UNIT TOWNHOUSES

PARKING

GARAGE PARKING	39
ACCESSIBLE PARKING	1
SITE PARKING	6
TOTAL PARKING	**46**



LEGEND:

- SOD
- PLANTING BED
- CONCRETE SIDEWALK
- CONCRETE DRIVEWAY/PARKING SURAFCE
- CONCRETE WALK WAY
- BLACK GRANITE LANDSCAPE ROCKS
- PAVING STONES
- 6FT WOOD FENCE
- LIGHT PROOF FENCE
- PROPERTY LINE

1 / L001 LANDSCAPING PLAN
SCALE: 1:500

PLANT SCHEDULE

QTY	COMMON NAME	BOTANICAL NAME	SIZE AND REMARKS (shown are minimum specifications)	SPACING
CONIFEROUS TREES				
9	BLACK HILLS SPRUCE	Picea glauca 'Densata'	2400mm ht. min 900mm Ø rootball. Evenlybranched, full bushy trees, no broken leaders, full form 360 degrees to grade. B & B or tree mover , wire basket.	5.0M O.C
DECIDUOUS TREES				
15	AMERICAN BASSWOOD	Tilia americana	60mm Caliper. 3500-4000mm ht. min 700mm Ø rootball. straight sturdy trunks. well branched and balanced head. min 10major branches 2.0m above grade. B & B or tree mover , wire basket.	AS SHOWN
9	PRAIRIE HORIZON ALDER	Alnus hirsuta 'Harbin'	50mm Caliper. 2400-3000mm ht. min 700mm Ø rootball. straight sturdy trunks. well branched and balanced head. min 10major branches 2.0m above grade. B & B or tree mover , wire basket.	AS SHOWN
5	AMUR MAPLE	Acer ginnala	50mm Caliper. 2400-3000mm ht. min 700mm Ø rootball. straight sturdy trunks. well branched and balanced head. min 10major branches 2.0m above grade. B & B or tree mover , wire basket.	AS SHOWN
4	OHIO BUCKEYE	Aesculus glabra	50mm Caliper. 2400-3000mm ht. min 700mm Ø rootball. straight sturdy trunks. well branched and balanced head. min 10major branches 2.0m above grade. B & B or tree mover , wire basket.	AS SHOWN
CONIFEROUS SHRUBS				
82	CALGARY CARPET JUNIPER	Juniperis sabina 'Calgary Carpet'	600mm Ø. Well formed, even growth, container #2	1.5M O.C
DECIDUOUS SRUBS				
64	DWARF KOREAN LILAC	Syringa meyeri 'Palibin'	400-450mm ht. min 5 major basal branches, well formed, bushy plants, vigorous root system, container #5	1.2M O.C
146	ABBOTTSWOOD POTENTILLA	Potentilla fruticosa 'Abbottswood'	350mm ht. min 5 major basal branches, well formed, bushy plants, vigorous root system, container #3	1.0M O.C

NO	DESCRIPTION	DATE
A	FOR REVIEW	OCT 15, 2025

PROJECT:
45 UNIT
TOWNHOUSE DEVELOPMENT
FERNBANK AVE, WINNIPEG, MB

OWNER:
MANAK HOMES LTD.

SHEET TITLE:
LANDSCAPING PLAN

DRAWN BY:	CHECKED BY:	NO.
AM		A

SCALE: AS SHOWN
DATE: OCT 15, 2025
DWG SHEET: L001

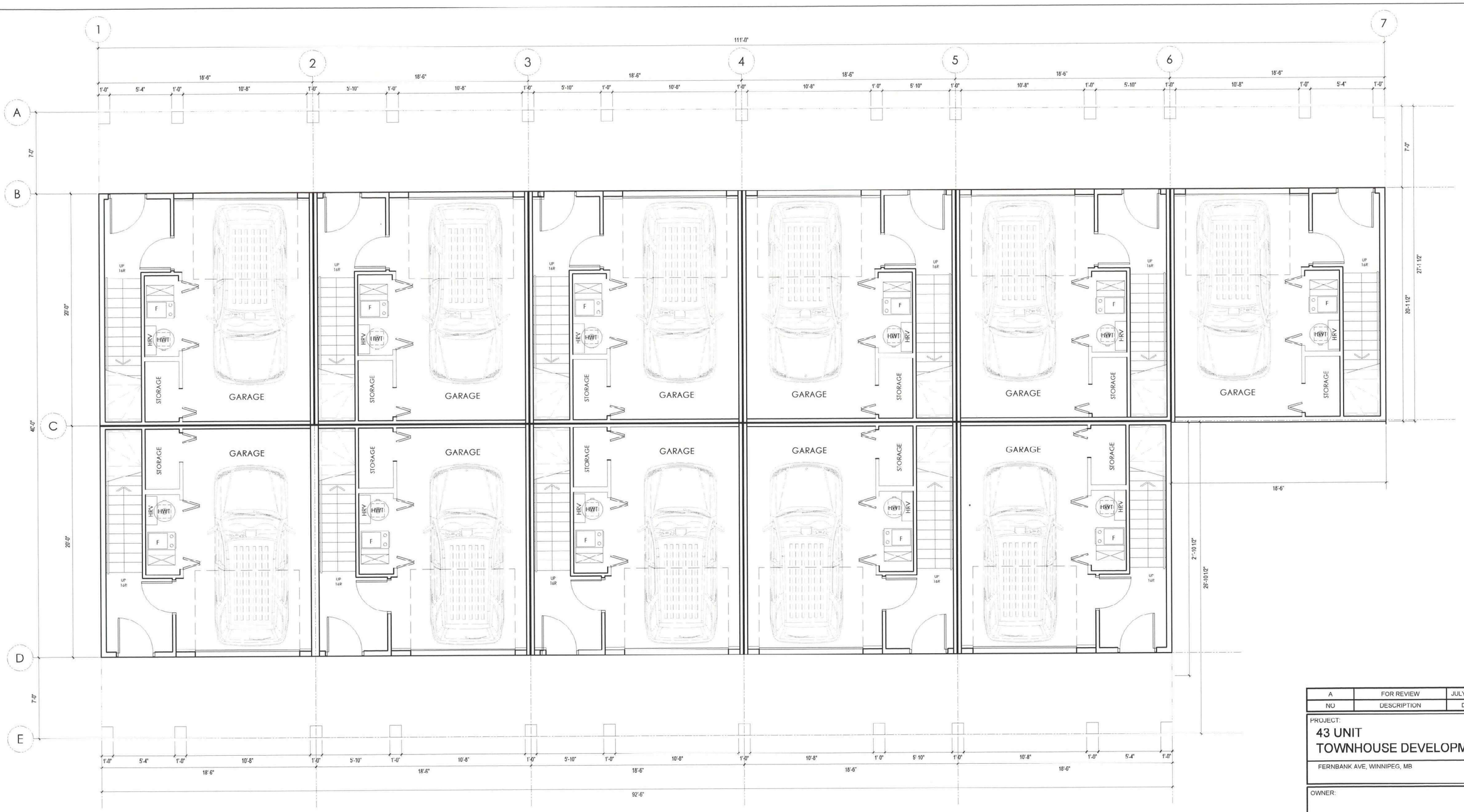

MAIN FLOOR PLAN 1023 SQ FT
GARAGE 2541 SQ FT

1 / A202

SCALE: 1/16" = 1'-0"

NO	DESCRIPTION	DATE
A	FOR REVIEW	JULY 4, 2025

PROJECT:
43 UNIT
TOWNHOUSE DEVELOPMENT
FERNBANK AVE, WINNIPEG, MB

OWNER:

SHEET TITLE:
TYPE - D FLOOR PLAN
10538 SQ FT
UNITS 33 - 43

DRAWN BY:	CHECKED BY:	NO.
AM		A

SCALE: AS SHOWN

DATE: JULY 4, 2025

DWG SHEET: A202

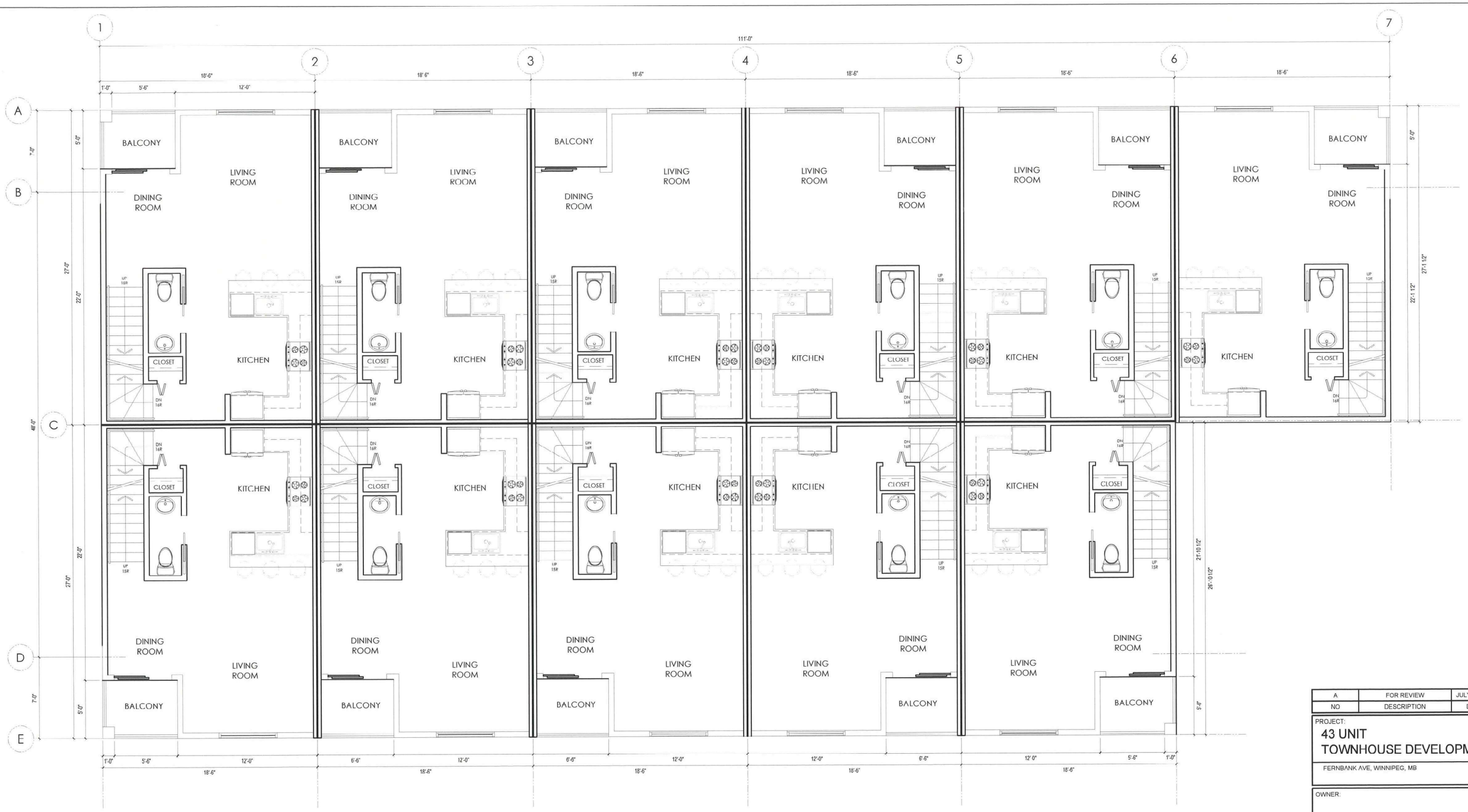

1 A203 SECOND FLOOR PLAN (4631 SQ FT)

SCALE: 1/8" = 1'-0"

NO	DESCRIPTION	DATE
A	FOR REVIEW	JULY 4, 2025

PROJECT:
43 UNIT
TOWNHOUSE DEVELOPMENT
FERNBANK AVE, WINNIPEG, MB

OWNER:

SHEET TITLE:
TYPE - D FLOOR PLAN
10538 SQ FT
UNITS 33 - 43

DRAWN BY:	CHECKED BY:	NO.
AM		A

SCALE: AS SHOWN

DATE: JULY 4, 2025

DWG SHEET: A203

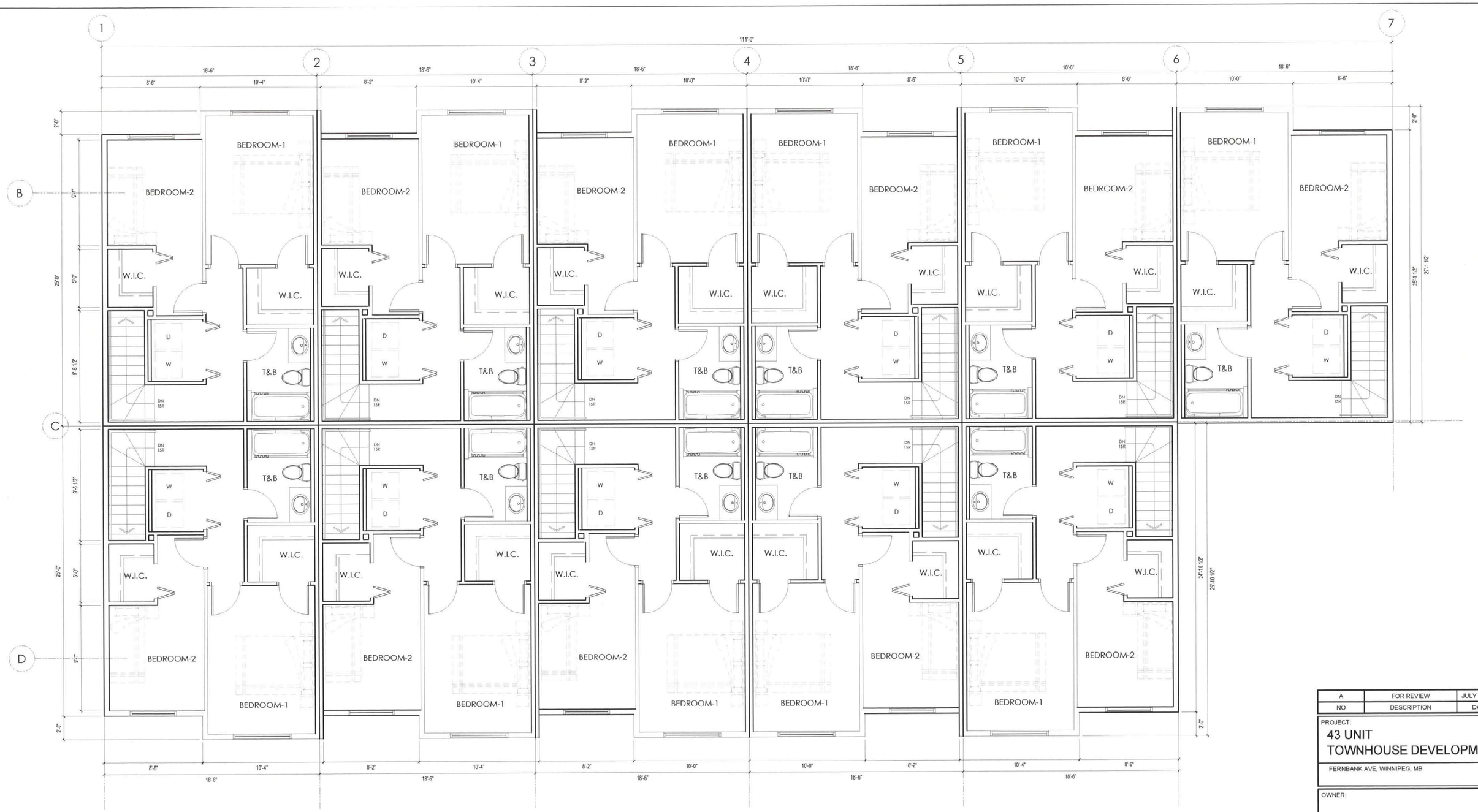

1 / A204 THIRD FLOOR PLAN (4884 SQ FT)

SCALE: 1/8" = 1'-0"

NO	DESCRIPTION	DATE
A	FOR REVIEW	JULY 4, 2025

PROJECT:
43 UNIT
TOWNHOUSE DEVELOPMENT
FERNBANK AVE, WINNIPEG, MB

OWNER:

SHEET TITLE:
TYPE - D FLOOR PLAN
10538 SQ FT
UNITS 33 - 43

DRAWN BY:	CHECKED BY:	NO.
AM		A

SCALE: AS SHOWN

DATE: JULY 4, 2025

DWG SHEET: A204



1 A101 NORTH ELEVATION
SCALE: 1/16" = 1'-0"

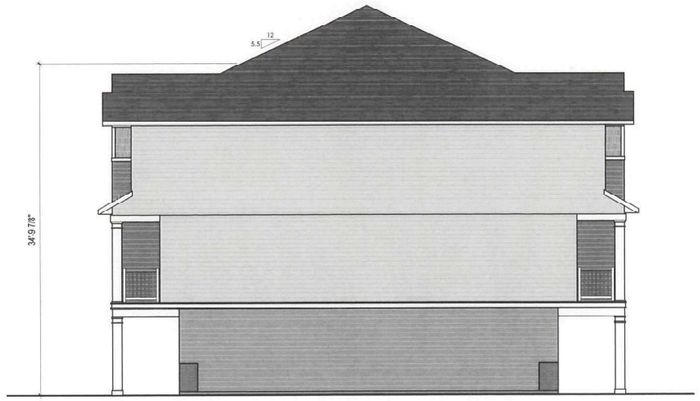

3 A101 EAST ELEVATION
SCALE: 1/16" = 1'-0"



2 A101 SOUTH ELEVATION
SCALE: 1/16" = 1'-0"

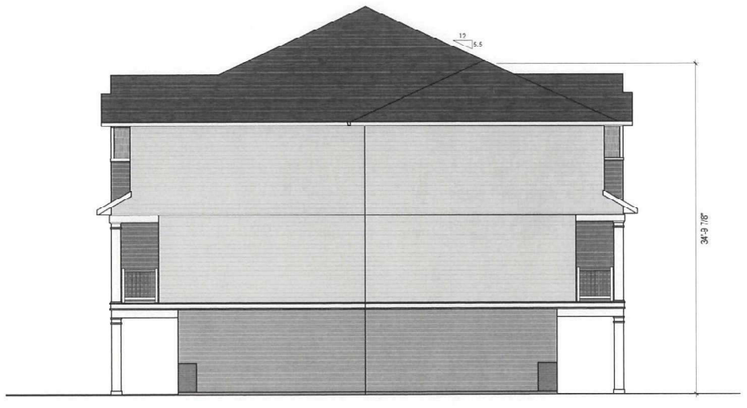

4 A101 WEST ELEVATION
SCALE: 1/16" = 1'-0"

DISCLAIMER:
THE COLORS FOR EXTERIOR FINISHES SHOWN IN THE DRAWING IS PURELY FOR PRESENTATION PURPOSES ONLY AND MAY NOT REFLECT TO THE ACTUAL MATERIALS USED IN THE BUILDING. THE CONTRACTOR/BUILDER RESERVES THE RIGHT TO SUBSTITUE MATERIALS BASED ON AVAILABLITY AND SUPPLY.

NO	DESCRIPTION	DATE
A	FOR REVIEW	FEB 10, 2025

PROJECT:
43 UNIT
TOWNHOUSE DEVELOPMENT
FERNBANK AVE, WINNIPEG, MB

OWNER:

SHEET TITLE:
TYPE - D ELEVATION
10538 SQ FT
UNITS 33-43

DRAWN BY:	CHECKED BY:	NO.
AM		A

SCALE: AS SHOWN
DATE: FEB 10, 2025
DWG SHEET: A101

LOT AREA: **1.927 ACRES**

BUILDING DESCRIPTION

UNITS 1 & 4	2 STOREY UNITS
UNITS 2 - 3, 5 - 16	3 STOREY REAR GARAGE UNITS
UNITS 17 - 28	3 STOREY FRONT GARAGE UNITS
UNITS 29 - 32	2 STOREY W/ BASEMENT UNITS
UNITS 33 - 34	3 STOREY FRONT GARAGE UNITS
UNITS 35 - 45	3 STOREY BACK TO BACK FRONT GARAGE UNITS
TOTAL	43 TOWNHOUSES

PARKING

GARAGE PARKING	39
ACCESSIBLE PARKING	1
SITE PARKING	6
TOTAL PARKING	**46**



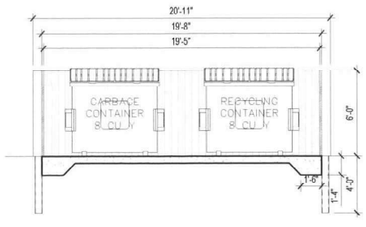

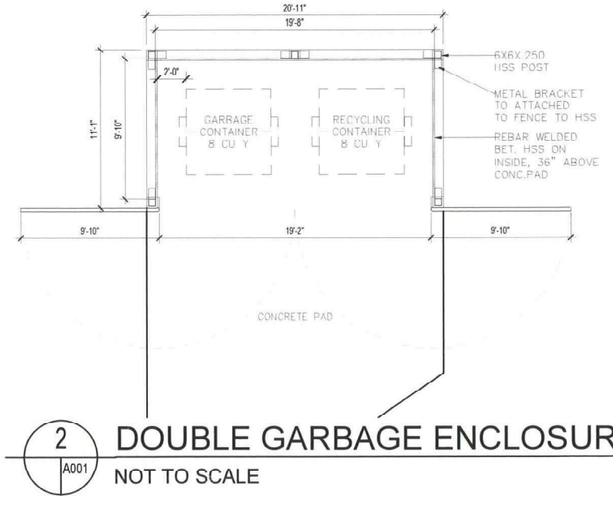

1 A001 **SITE PLAN**
SCALE: 1:500

2 A001 **DOUBLE GARBAGE ENCLOSURE**
NOT TO SCALE

NO	DESCRIPTION	DATE
A	FOR REVIEW	OCT 10, 2025

PROJECT:
43 UNIT
TOWNHOUSE DEVELOPMENT
FERNBANK AVE, WINNIPEG, MB

OWNER:
MANAK HOMES LTD.

SHEET TITLE:
SITE PLAN

DRAWN BY:	CHECKED BY:	NO.
AM		A
SCALE: AS SHOWN		DWG SHEET: A001
DATE: OCT 10, 2025		

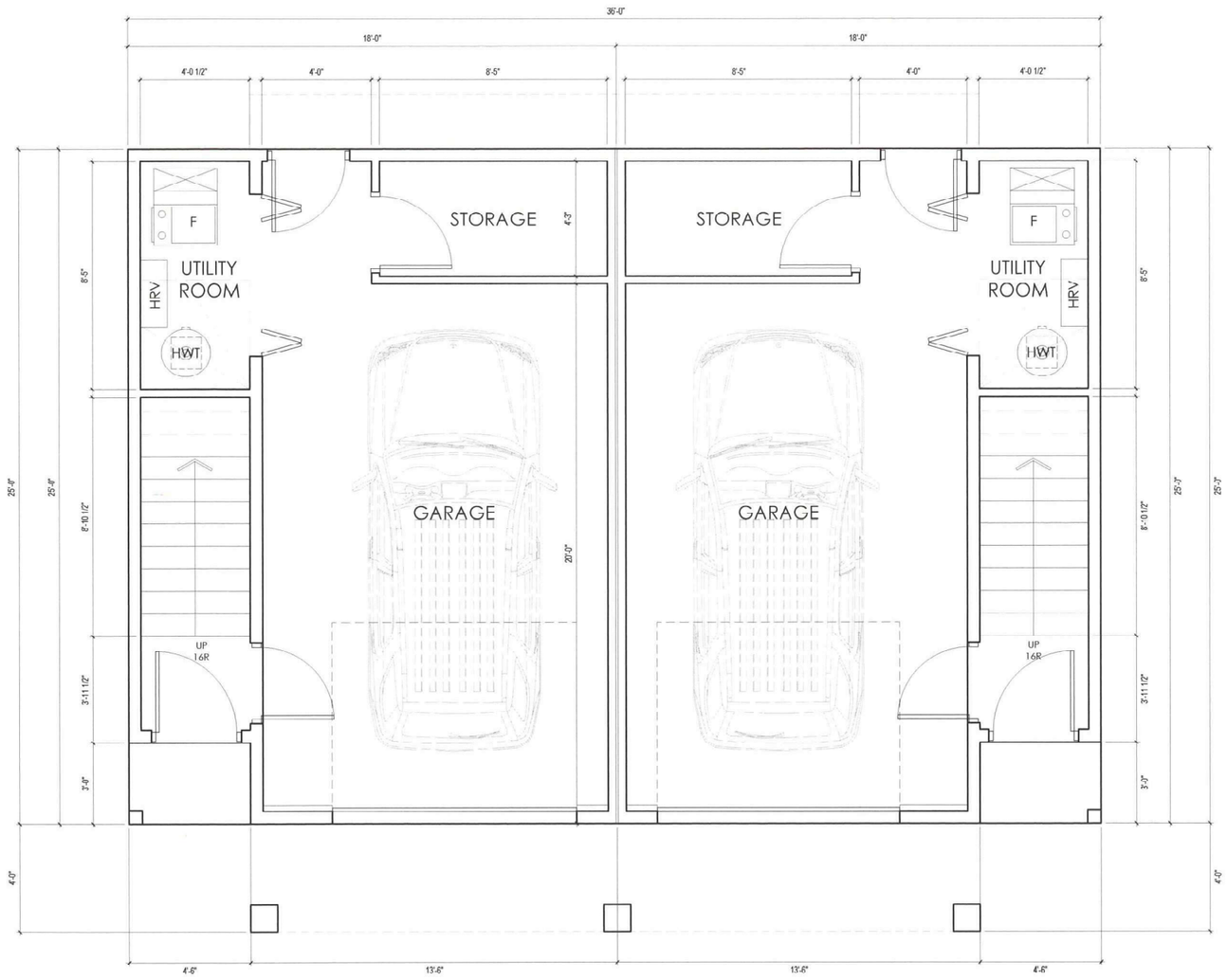

MAIN FLOOR PLAN 308 SQ FT
GARAGE 464 SQ FT

1 / A202

SCALE: 3/16" = 1'-0"

NO	DESCRIPTION	DATE
A	FOR REVIEW	JULY 4, 2025

PROJECT:
43 UNIT
TOWNHOUSE DEVELOPMENT
FERNBANK AVE, WINNIPEG, MB

OWNER:

SHEET TITLE:
TYPE - F FLOOR PLAN
2012 SQ FT
UNITS 31 - 32

DRAWN BY:	CHECKED BY:	NO.
AM		A

SCALE: AS SHOWN

DATE: JULY 4, 2025

DWG SHEET: A202

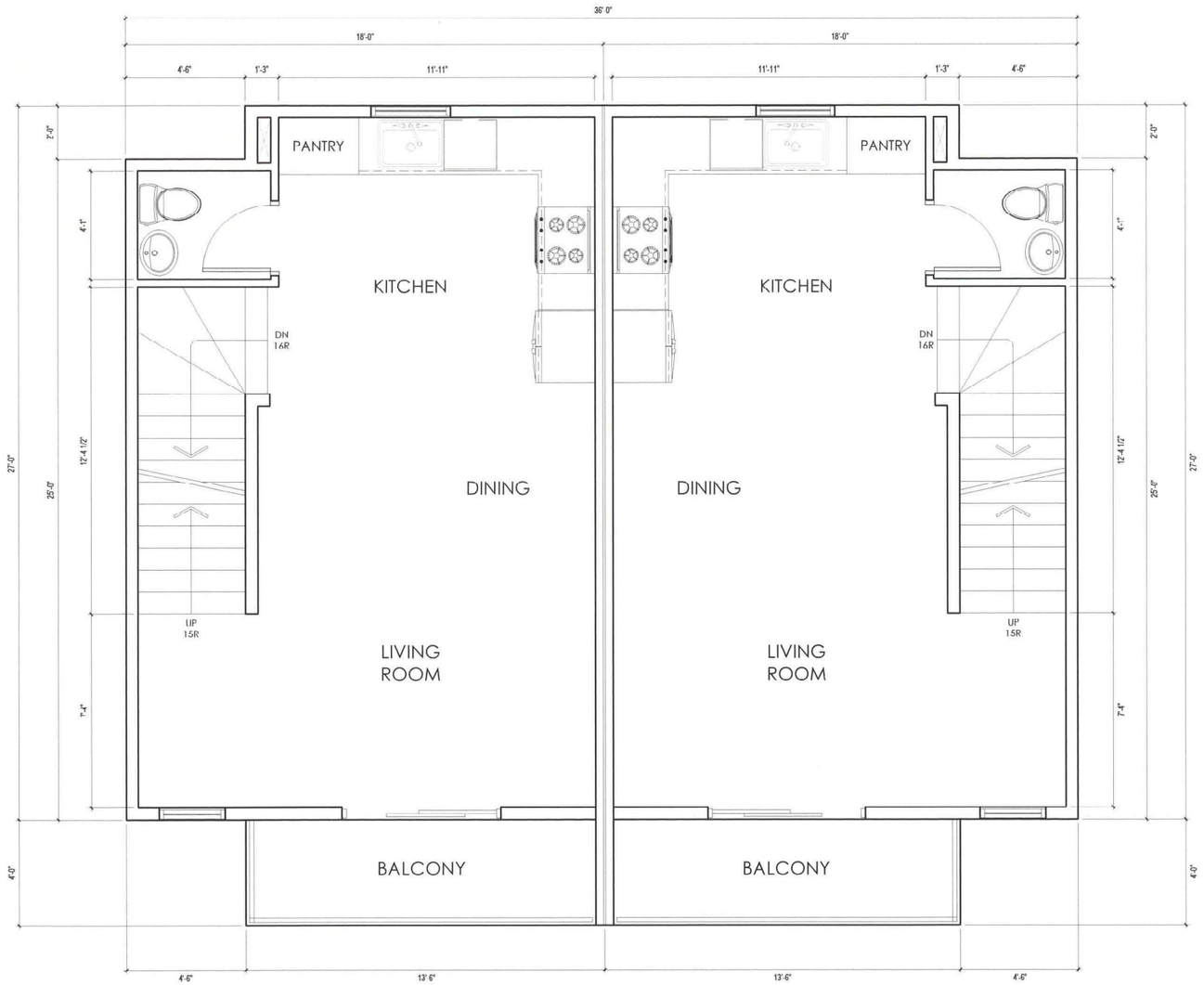

1 / A203 SECOND FLOOR PLAN 836 SQ FT

SCALE: 3/16" = 1'-0"

NO	DESCRIPTION	DATE
A	FOR REVIEW	JULY 4, 2025

PROJECT:
43 UNIT
TOWNHOUSE DEVELOPMENT
FERNBANK AVE, WINNIPEG, MB

OWNER:

SHEET TITLE:
TYPE - F FLOOR PLAN
2012 SQ FT
UNITS 31 - 32

DRAWN BY:	CHECKED BY:	NO.
AM		A

SCALE: AS SHOWN
DATE: JULY 4, 2025
DWG SHEET: A203

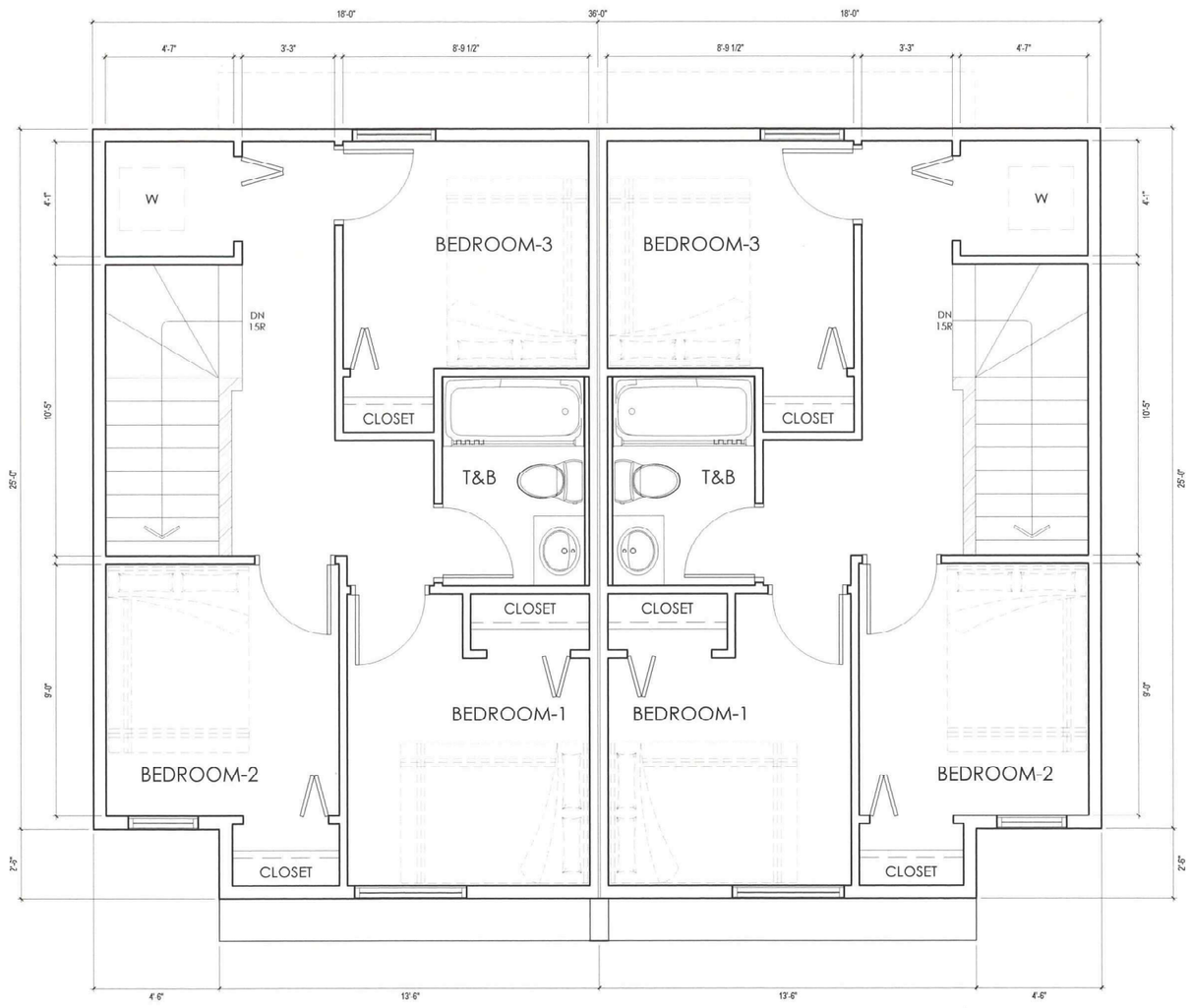

1 A204 THIRD FLOOR PLAN (868 SQ FT)

SCALE: 3/16" = 1'-0"

NO	DESCRIPTION	DATE
A	FOR REVIEW	JULY 4, 2025

PROJECT:
43 UNIT
TOWNHOUSE DEVELOPMENT
FERNBANK AVE, WINNIPEG, MB

OWNER:

SHEET TITLE:
TYPE - F FLOOR PLAN
2012 SQ FT
UNITS 31-32

DRAWN BY:	CHECKED BY:	NO.
AM		A

SCALE: AS SHOWN

DWG SHEET: A204

DATE: JULY 4, 2025

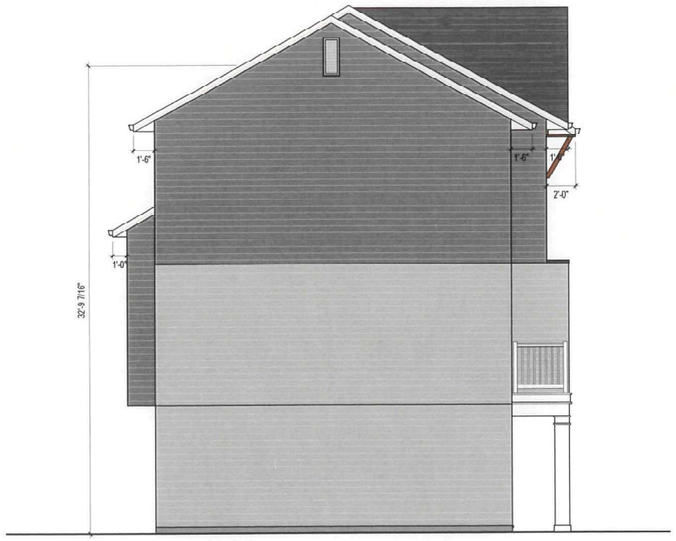

1 A101 **WEST ELEVATION**

SCALE: 1/16" = 1'-0"



2 A101 **NORTH ELEVATION**

SCALE: 1/16" = 1'-0"

DISCLAIMER:
THE COLORS FOR EXTERIOR FINISHES SHOWN IN THE DRAWING IS PURELY FOR PRESENTATION PURPOSES ONLY AND MAY NOT REFLECT TO THE ACTUAL MATERIALS USED IN THE BUILDING. THE CONTRACTOR/BUILDER RESERVES THE RIGHT TO SUBSTITUE MATERIALS BASED ON AVAILABLITY AND SUPPLY.

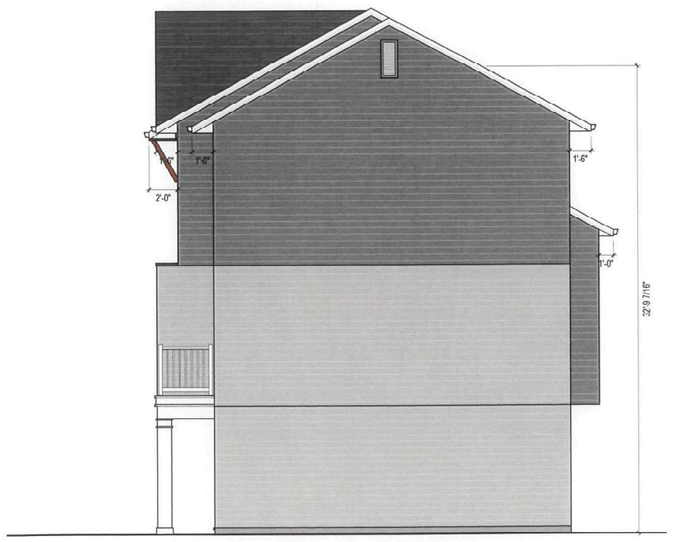

3 A101 **EAST ELEVATION**

SCALE: 1/16" = 1'-0"



4 A101 **SOUTH ELEVATION**

SCALE: 3/32" = 1'-0"

NO	DESCRIPTION	DATE
A	FOR REVIEW	FEB 10, 2025

PROJECT:
43 UNIT
TOWNHOUSE DEVELOPMENT
FERNBANK AVE, WINNIPEG, MB

OWNER:

SHEET TITLE:
TYPE - F ELEVATION
2012 SQ FT
UNITS 31-32

DRAWN BY:	CHECKED BY:	NO.
AM		A

SCALE:	DWG SHEET:
AS SHOWN	A101
DATE: FEB 10, 2025	

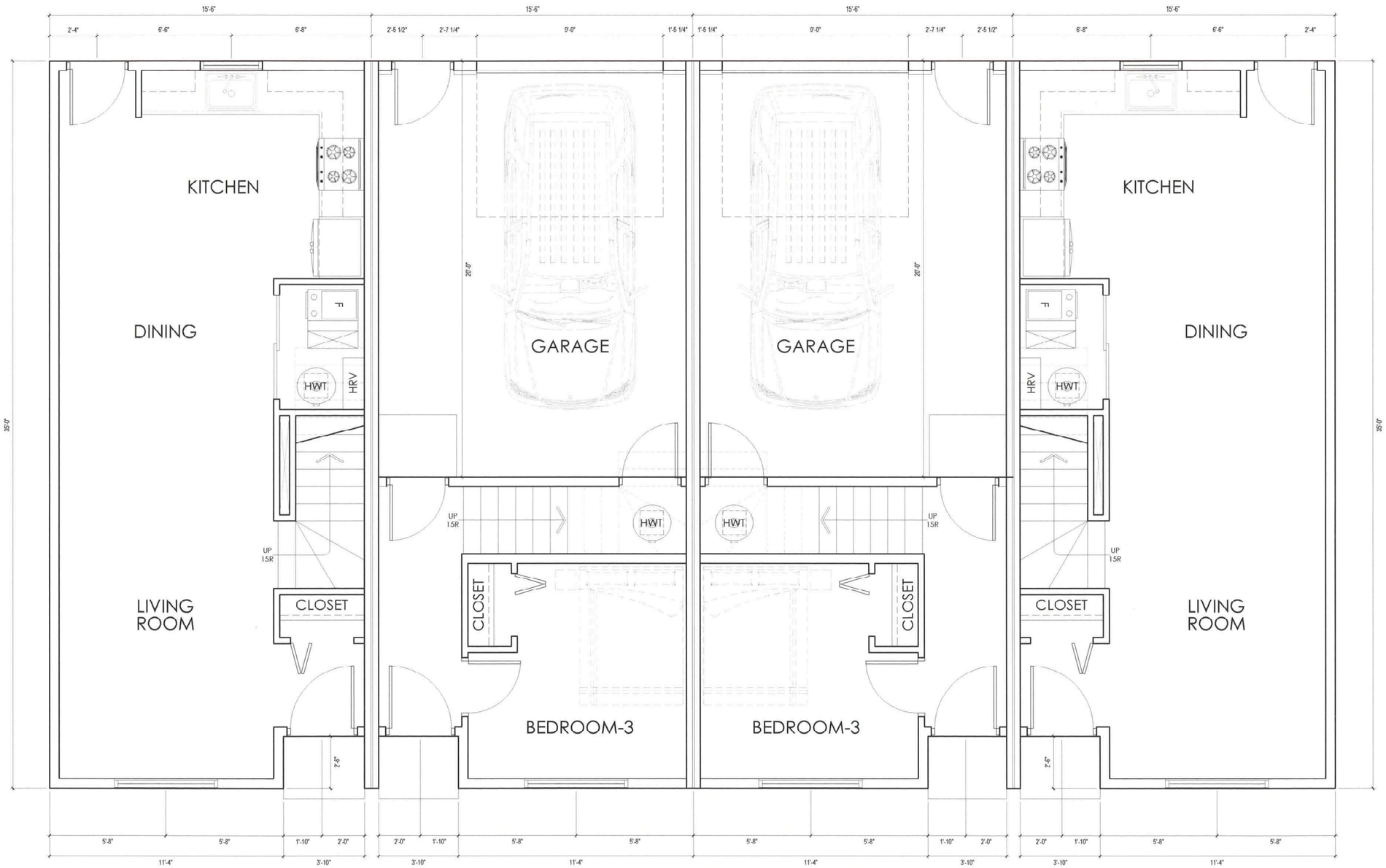

1 A202

MAIN FLOOR PLAN 1362 SQ FT

SCALE: 3/16" = 1'-0"

NO	DESCRIPTION	DATE
A	FOR REVIEW	JULY 4, 2025

PROJECT:
43 UNIT
TOWNHOUSE DEVELOPMENT
FERNBANK AVE, WINNIPEG, MB

OWNER:

SHEET TITLE:
TYPE - B FLOOR PLAN
4312 SQ FT
UNITS 1 - 4

DRAWN BY:	CHECKED BY:	NO.
AM		A

SCALE: AS SHOWN

DWG SHEET: A202

DATE: JULY 4, 2025

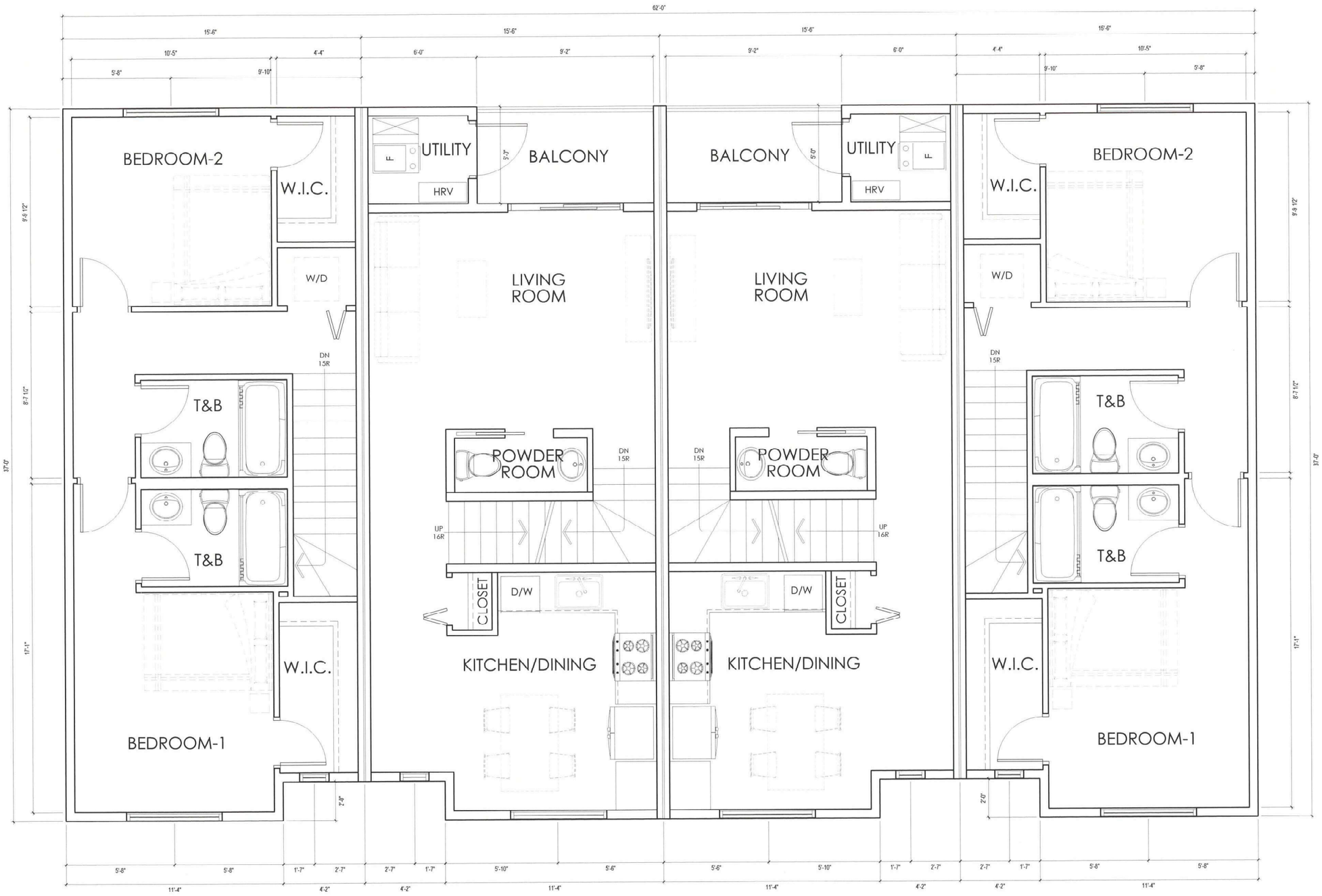

1 A202

SECOND FLOOR PLAN 2000 SQ FT

SCALE: 3/16" = 1'-0"

NO	DESCRIPTION	DATE
A	FOR REVIEW	JULY 4, 2025

PROJECT:
43 UNIT
TOWNHOUSE DEVELOPMENT
FERNBANK AVE, WINNIPEG, MB

OWNER:

SHEET TITLE:
TYPE - B FLOOR PLAN
4312 SQ FT
UNITS 1 - 4

DRAWN BY:	CHECKED BY:	NO.
AM		A

SCALE: AS SHOWN

DATE: JULY 4, 2025

DWG SHEET: A203

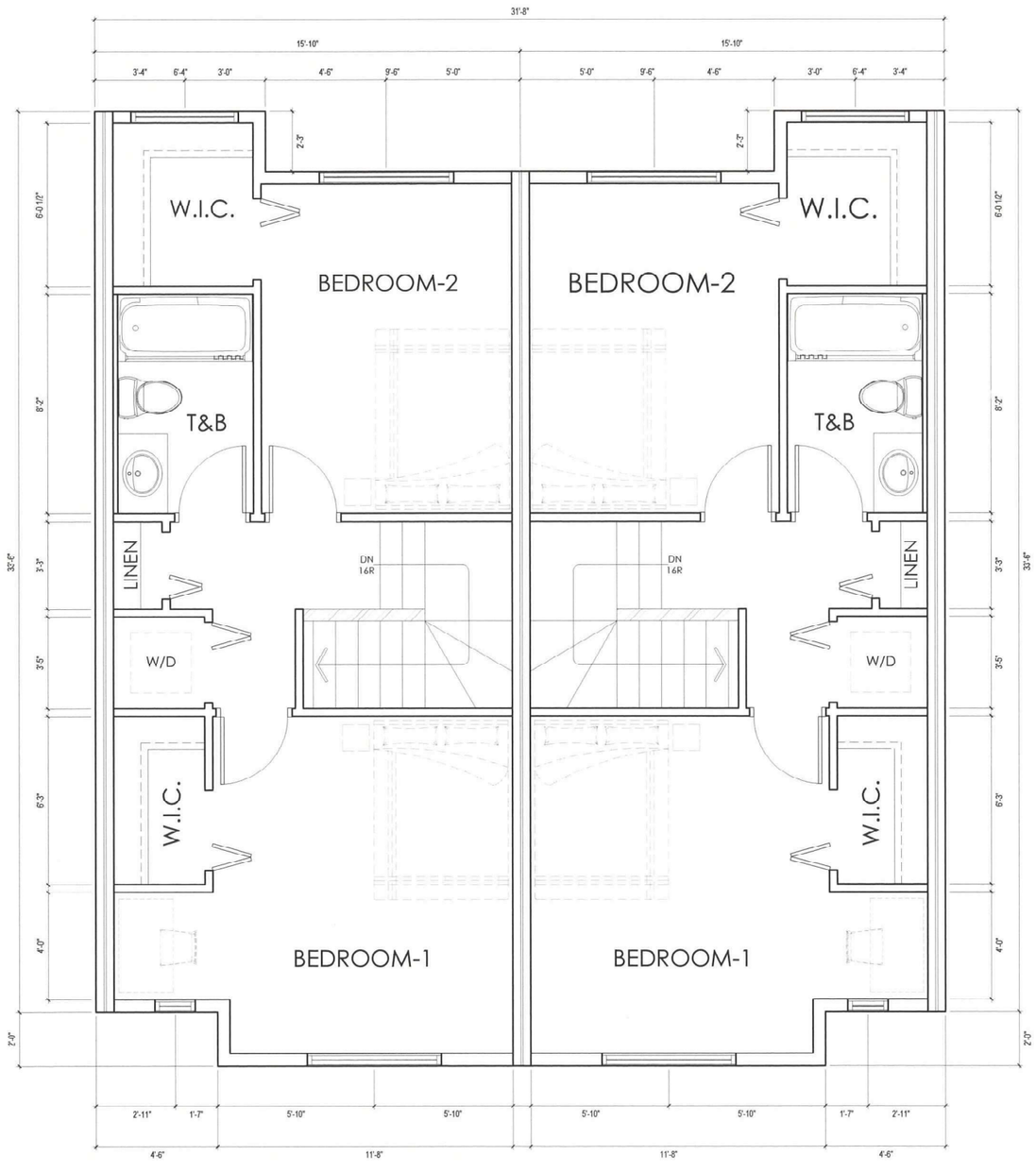

1 A204 THIRD FLOOR PLAN (950 SQ FT)

SCALE: 3/16" = 1'-0"

NO	DESCRIPTION	DATE
A	FOR REVIEW	JULY 4, 2025

PROJECT:
43 UNIT
TOWNHOUSE DEVELOPMENT
FERNBANK AVE, WINNIPEG, MB

OWNER:

SHEET TITLE:
TYPE - B FLOOR PLAN
4312 SQ FT
UNITS 1 - 4

DRAWN BY:	CHECKED BY:	NO.
AM		A

SCALE: AS SHOWN

DWG SHEET: A204

DATE: JULY 4, 2025



1 A101 SOUTH ELEVATION

SCALE: 3/32" = 1'-0"

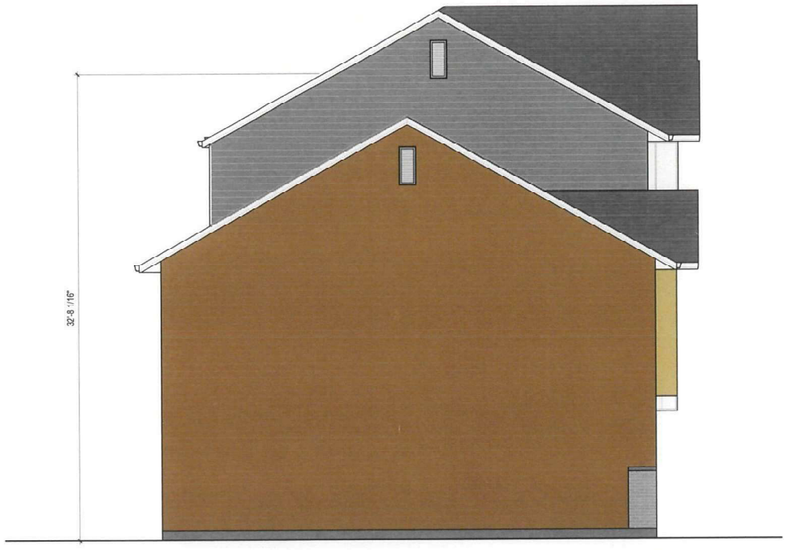

2 A101 WEST ELEVATION

SCALE: 3/32" = 1'-0"

DISCLAIMER:
THE COLORS FOR EXTERIOR FINISHES SHOWN IN THE DRAWING IS PURELY FOR PRESENTATION PURPOSES ONLY AND MAY NOT REFLECT TO THE ACTUAL MATERIALS USED IN THE BUILDING. THE CONTRACTOR/BUILDER RESERVES THE RIGHT TO SUBSTITUE MATERIALS BASED ON AVAILABLITY AND SUPPLY.



3 A101 NORTH ELEVATION

SCALE: 3/32" = 1'-0"

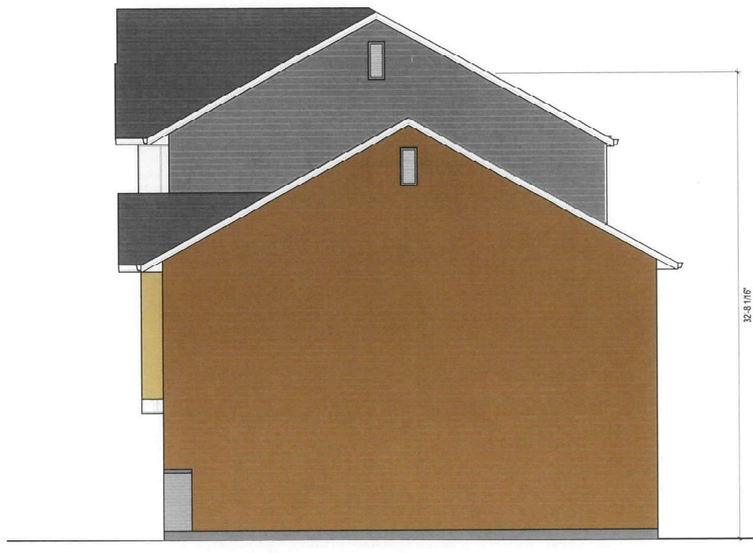

4 A101 EAST ELEVATION

SCALE: 3/32" = 1'-0"

NO	DESCRIPTION	DATE
A	FOR REVIEW	APR 17, 2025

PROJECT:
43 UNIT
TOWNHOUSE DEVELOPMENT
FERNBANK AVE, WINNIPEG, MB

OWNER:

SHEET TITLE:
TYPE - B ELEVATION
4312 SQ FT
UNITS 1 - 4

DRAWN BY:	CHECKED BY:	NO.
AM		A

SCALE:	DWG SHEET:
AS SHOWN	A101
DATE: APR 17, 2025	

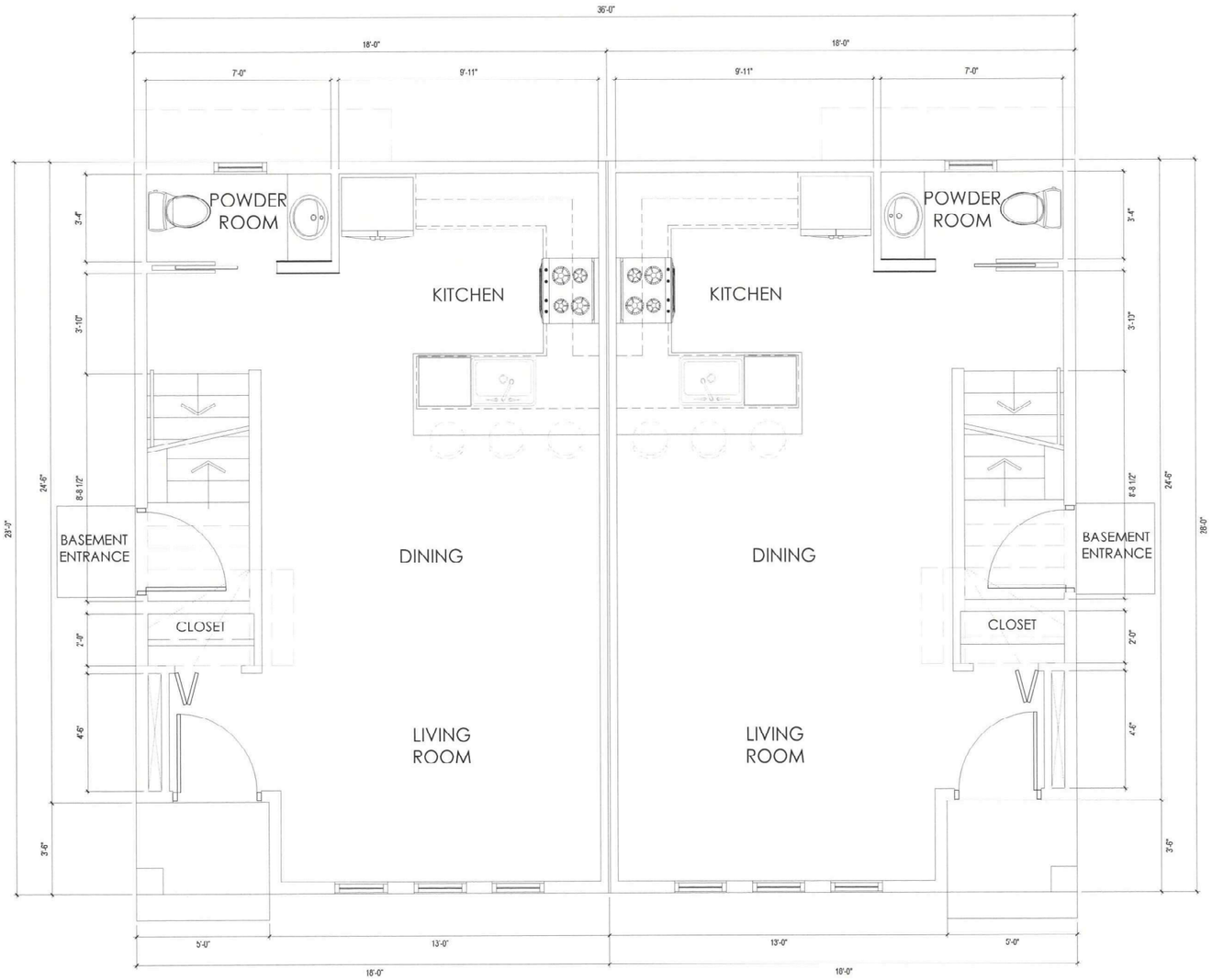

1 / A202 MAIN FLOOR PLAN 898 SQ FT

SCALE: 3/16" = 1'-0"

NO	DESCRIPTION	DATE
A	FOR REVIEW	JULY 4, 2025

PROJECT:
43 UNIT
TOWNHOUSE DEVELOPMENT
FERNBANK AVE, WINNIPEG, MB

OWNER:

SHEET TITLE:
TYPE - E FLOOR PLAN
2642 SQ FT
UNITS 29 - 30

DRAWN BY:	CHECKED BY:	NO.
AM		A

SCALE: AS SHOWN

DATE: JULY 4, 2025

DWG SHEET: A202

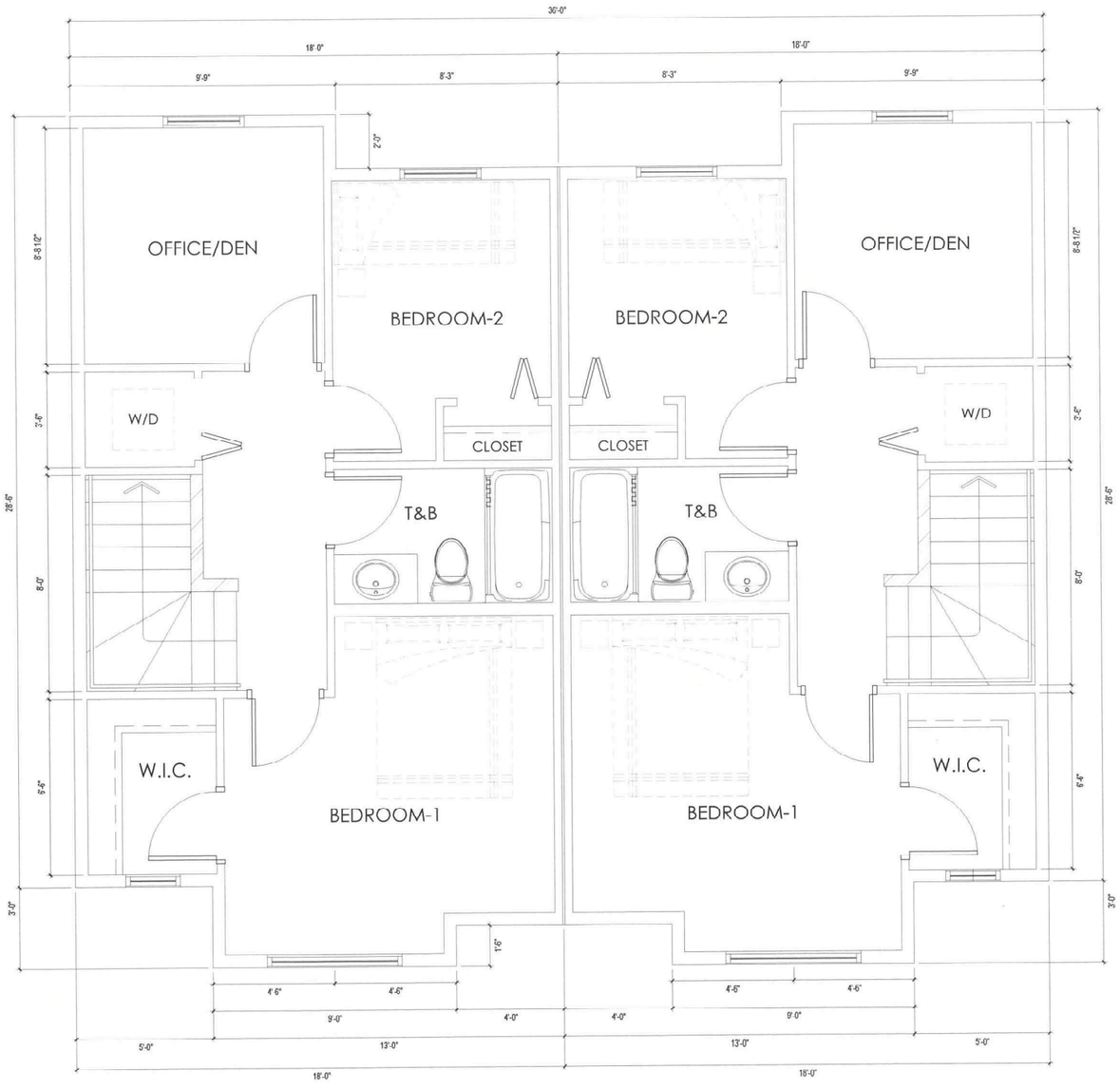

1 A203 SECOND FLOOR PLAN 978 SQ FT

SCALE: 3/16" = 1'-0"

NO	DESCRIPTION	DATE
A	FOR REVIEW	JULY 4, 2025

PROJECT:
43 UNIT
TOWNHOUSE DEVELOPMENT
FERNBANK AVE, WINNIPEG, MB

OWNER:

SHEET TITLE:
TYPE - E FLOOR PLAN
2642 SQ FT
UNITS 29 - 30

DRAWN BY:	CHECKED BY:	NO.
AM		A

SCALE:	DWG SHEET:
AS SHOWN	A203
DATE: JULY 4, 2025	

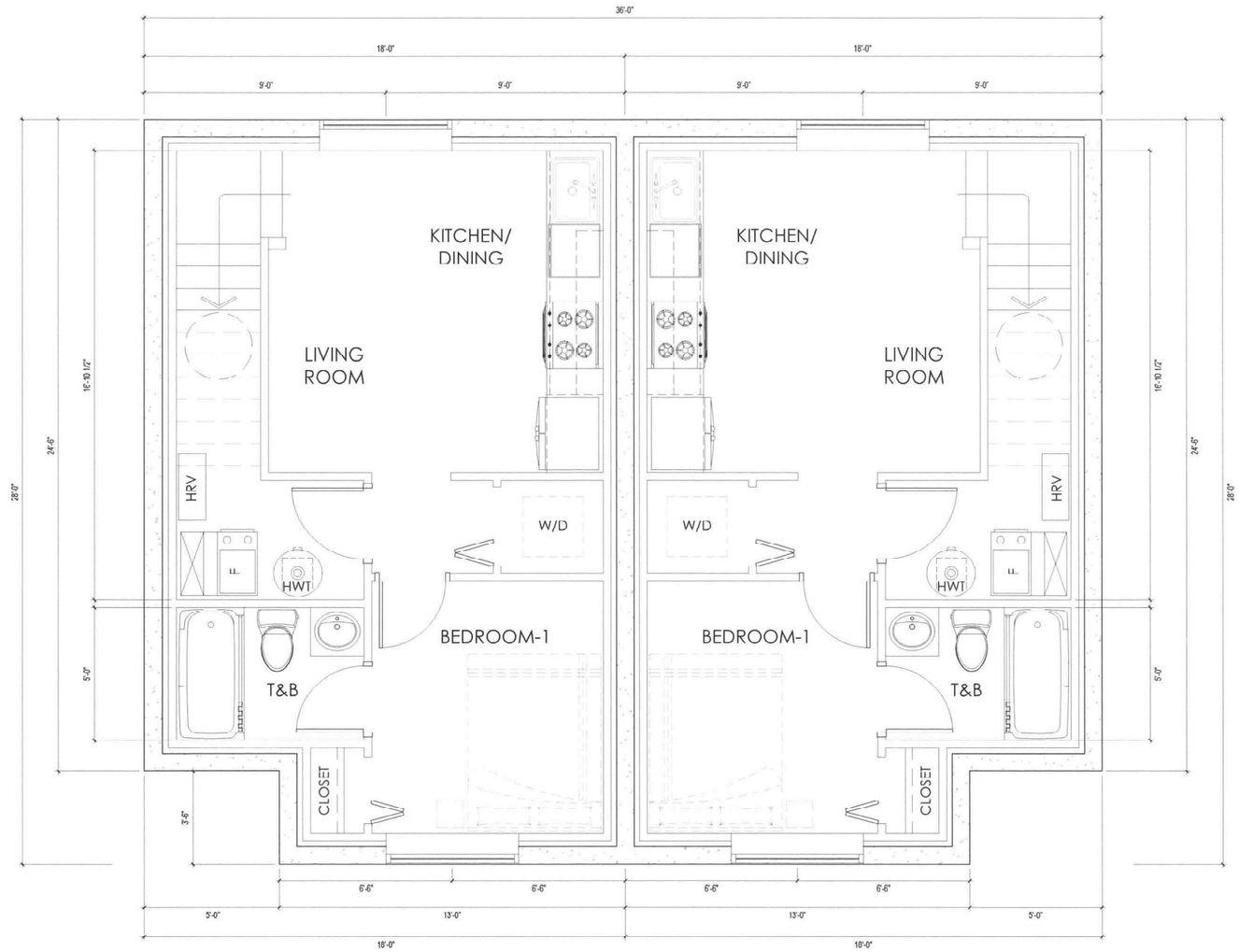

1 A204

BASEMENT FLOOR PLAN (766 SQ FT)

SCALE: 3/16" = 1'-0"

NO	DESCRIPTION	DATE
A	FOR REVIEW	JULY 4, 2025

PROJECT:
43 UNIT
TOWNHOUSE DEVELOPMENT
FERNBANK AVE, WINNIPEG, MB

OWNER:

SHEET TITLE:
TYPE - E FLOOR PLAN
2642 SQ FT
UNITS 29 - 30

DRAWN BY:	CHECKED BY:	NO.
AM		A

SCALE: AS SHOWN

DATE: JULY 4, 2025

DWG SHEET: A204



1 A101 **SOUTH ELEVATION**

SCALE: 3/32" = 1'-0"



2 A101 **WEST ELEVATION**

SCALE: 3/32" = 1'-0"

DISCLAIMER:
THE COLORS FOR EXTERIOR FINISHES SHOWN IN THE DRAWING IS PURELY FOR PRESENTATION PURPOSES ONLY AND MAY NOT REFLECT TO THE ACTUAL MATERIALS USED IN THE BUILDING. THE CONTRACTOR/BUILDER RESERVES THE RIGHT TO SUBSTITUE MATERIALS BASED ON AVAILABLITY AND SUPPLY.



3 A101 **NORTH ELEVATION**

SCALE: 3/32" = 1'-0"



4 A101 **EAST ELEVATION**

SCALE: 3/32" = 1'-0"

NO	DESCRIPTION	DATE
A	FOR REVIEW	FEB 10, 2025

PROJECT:
43 UNIT
TOWNHOUSE DEVELOPMENT
FERNBANK AVE, WINNIPEG, MB

OWNER:

SHEET TITLE:
TYPE - E ELEVATION
2642 SQ FT
UNITS 29 - 30

DRAWN BY:	CHECKED BY:	NO.
AM		A

SCALE: AS SHOWN

DATE: FEB 10, 2025

DWG SHEET: A101



MAIN FLOOR PLAN 1584 SQ FT
GARAGE 1458 SQ FT

1 / A202

SCALE: 1/8" = 1'-0"

NO	DESCRIPTION	DATE
A	FOR REVIEW	JULY 4, 2025

PROJECT:
43 UNIT
TOWNHOUSE DEVELOPMENT
FERNBANK AVE, WINNIPEG, MB

OWNER:

SHEET TITLE:
TYPE - C FLOOR PLAN
7332 SQ FT
UNITS 17 - 22, 23 - 28

DRAWN BY:	CHECKED BY:	NO.
AM		A

SCALE:	DWG SHEET:
AS SHOWN	A202
DATE: JULY 4, 2025	

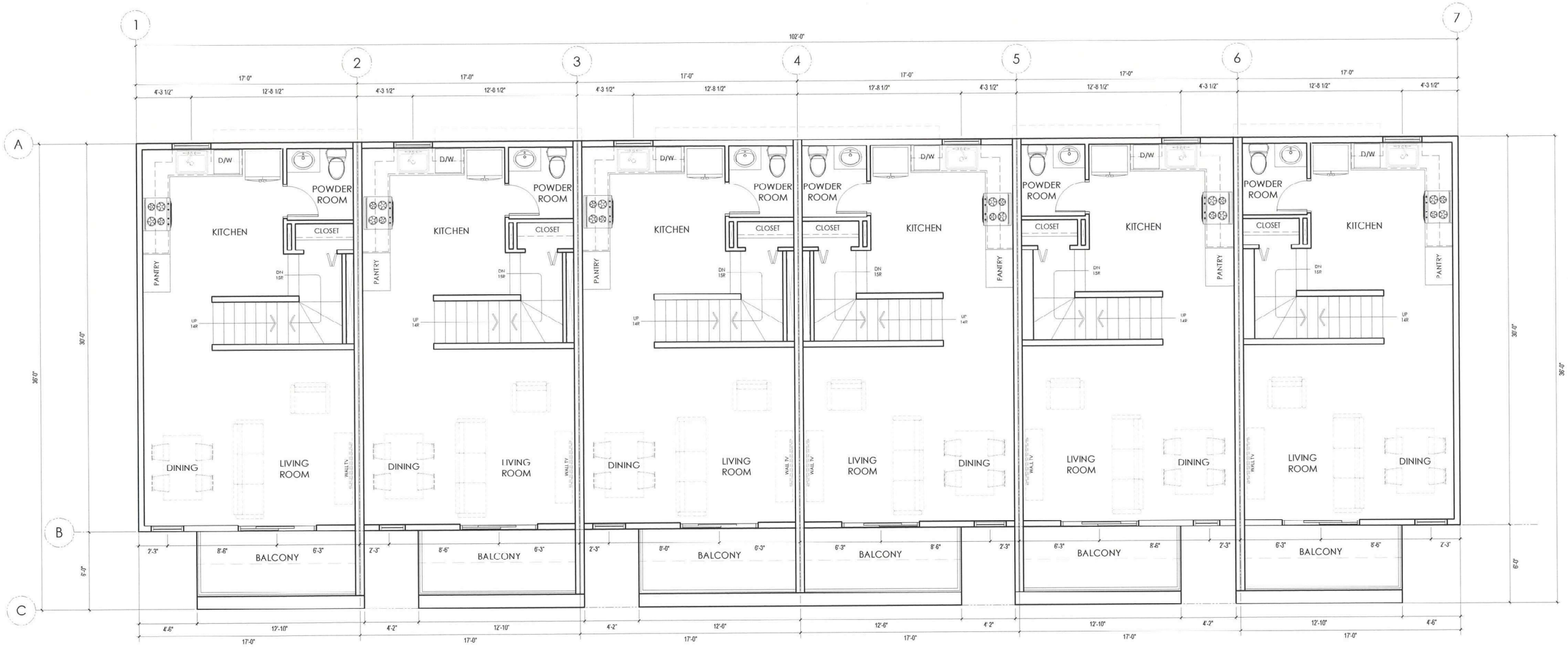

1 SECOND FLOOR PLAN 2730 SQ FT

SCALE: 1/8" = 1'-0"

NO	DESCRIPTION	DATE
A	FOR REVIEW	JULY 4, 2025

PROJECT:
43 UNIT
TOWNHOUSE DEVELOPMENT
FERNBANK AVE, WINNIPEG, MB

OWNER:

SHEET TITLE:
TYPE - C FLOOR PLAN
7332 SQ FT
UNITS 17 - 22, 23 - 28

DRAWN BY:	CHECKED BY:	NO.
AM		A

SCALE: AS SHOWN

DATE: JULY 4, 2025

DWG SHEET: A203

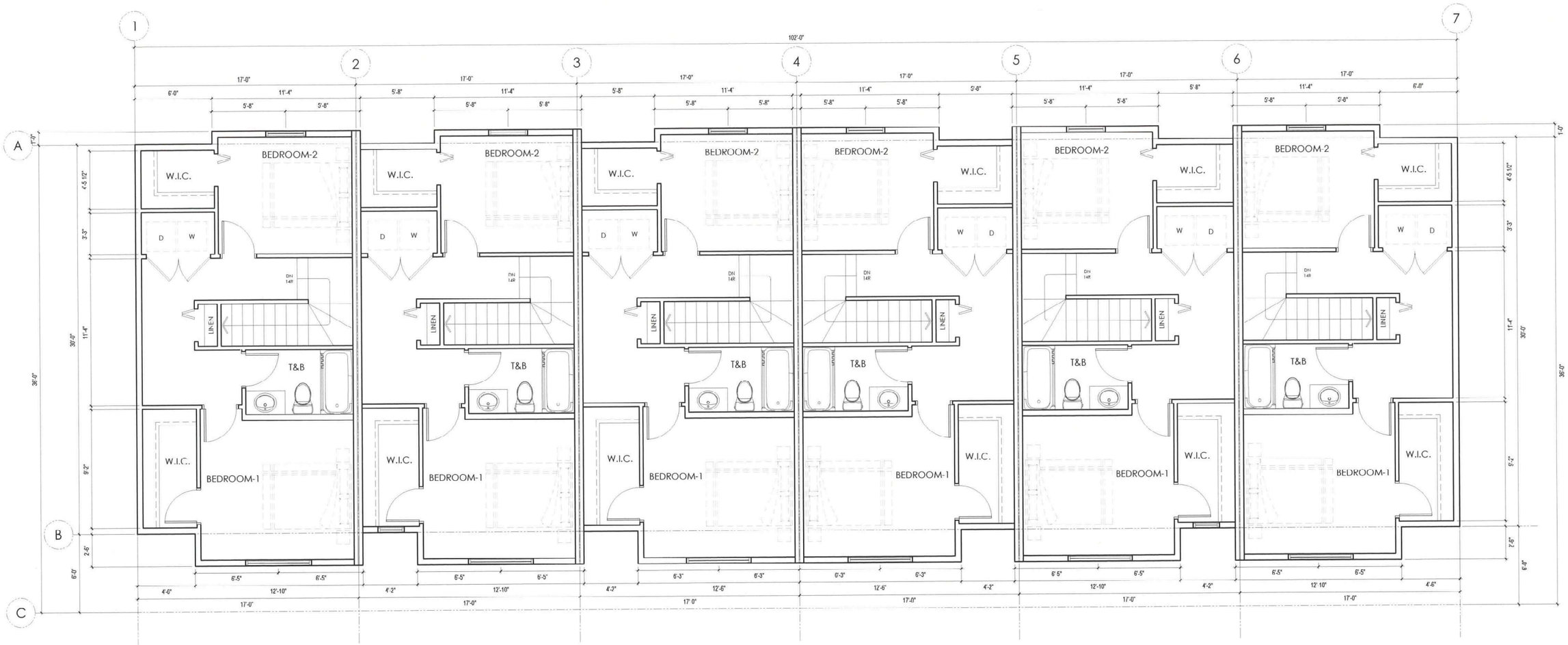

1 A204 THIRD FLOOR PLAN 3018 SQ FT

SCALE: 1/8" = 1'-0"

NO	DESCRIPTION	DATE
A	FOR REVIEW	JULY 4, 2025

PROJECT:
43 UNIT
TOWNHOUSE DEVELOPMENT
FERNBANK AVE, WINNIPEG, MB

OWNER:

SHEET TITLE:
TYPE - C FLOOR PLAN
7332 SQ FT
UNITS 17 - 22, 23 - 28

DRAWN BY:	CHECKED BY:	NO.
AM		A

SCALE:	DWG SHEET:
AS SHOWN	A204
DATE: JULY 4, 2025	



1 A101 **WEST ELEVATION**

SCALE: 1/16" = 1'-0"

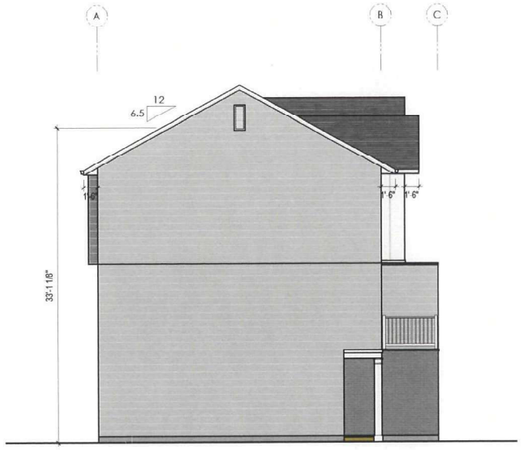

2 A101 **NORTH ELEVATION**

SCALE: 1/16" = 1'-0"

DISCLAIMER:
THE COLORS FOR EXTERIOR FINISHES SHOWN IN THE DRAWING IS PURELY FOR PRESENTATION PURPOSES ONLY AND MAY NOT REFLECT TO THE ACTUAL MATERIALS USED IN THE BUILDING. THE CONTRACTOR/BUILDER RESERVES THE RIGHT TO SUBSTITUE MATERIALS BASED ON AVAILABLITY AND SUPPLY.



3 A101 **EAST ELEVATION**

SCALE: 1/16" = 1'-0"

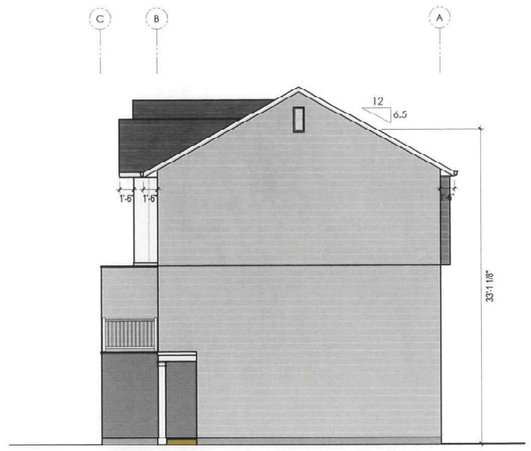

4 A101 **SOUTH ELEVATION**

SCALE: 1/16" = 1'-0"

NO	DESCRIPTION	DATE
A	FOR REVIEW	FEB 10, 2025

PROJECT:
43 UNIT
TOWNHOUSE DEVELOPMENT
FERNBANK AVE, WINNIPEG, MB

OWNER:

SHEET TITLE:
TYPE - C ELEVATION
7332 SQ FT
UNITS 17 - 22, 23 - 28

DRAWN BY:	CHECKED BY:	NO.
AM		A

SCALE: AS SHOWN

DATE: FEB 10, 2025

DWG SHEET: A101

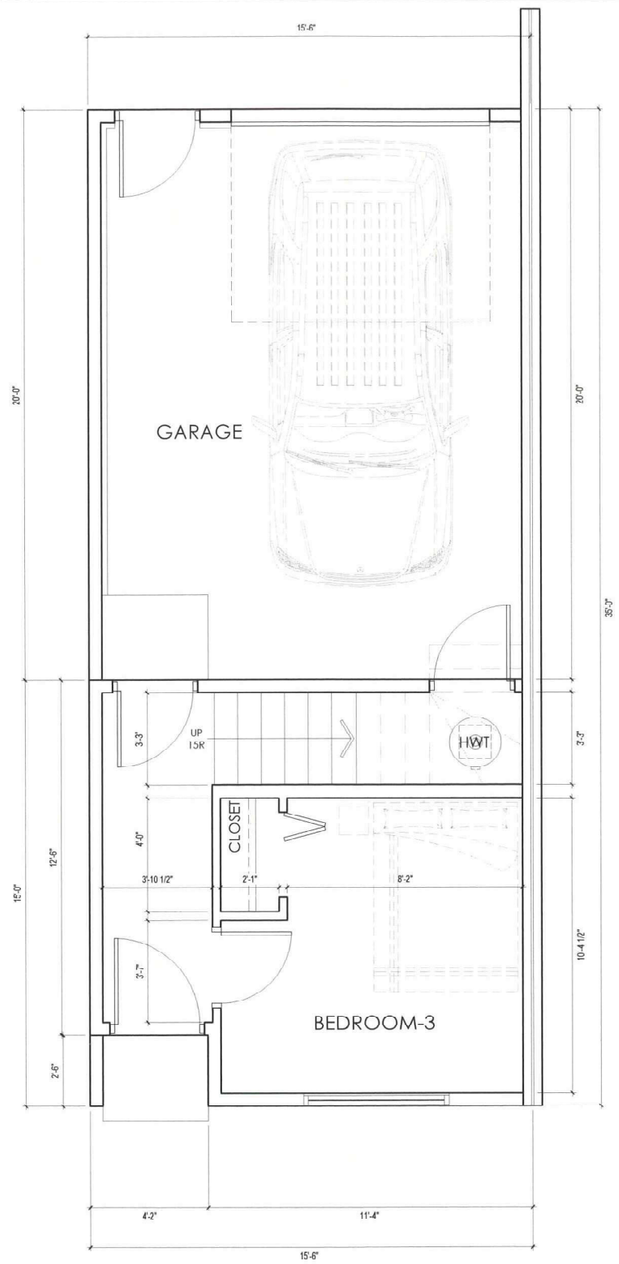

1 A201.1 **MAIN FLOOR PLAN 181 SQ FT**

GARAGE 310 SQ FT

SCALE: 3/16" = 1'-0"

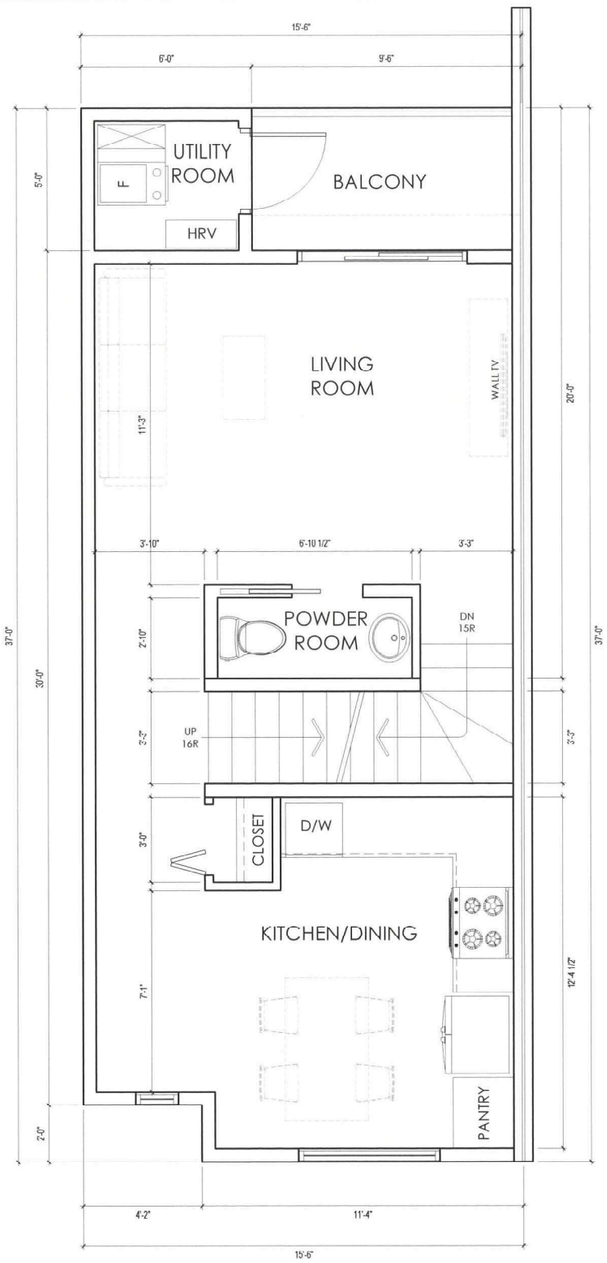

2 A201.1 **SECOND FLOOR PLAN 476 SQ FT**

SCALE: 3/16" = 1'-0"

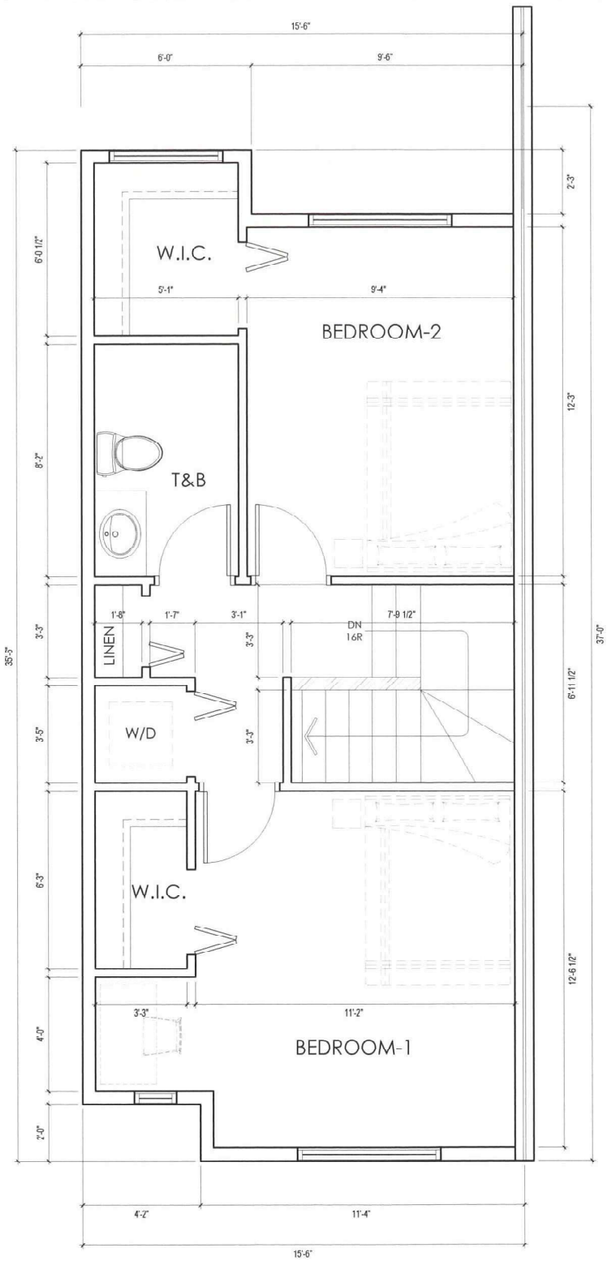

3 A201.1 **THIRD FLOOR PLAN 475 SQ FT**

SCALE: 3/16" = 1'-0"

NO	DESCRIPTION	DATE
A	FOR REVIEW	JULY 4, 2025

PROJECT:
43 UNIT TOWNHOUSE DEVELOPMENT
FERNBANK AVE, WINNIPEG, MB

OWNER:

SHEET TITLE:
TYPE - A FLOOR PLAN
END UNITS
UNITS 5 & 16

DRAWN BY:	CHECKED BY:	NO.
AM		A

SCALE:	DWG SHEET:
AS SHOWN	A201.1
DATE: JULY 4, 2025	

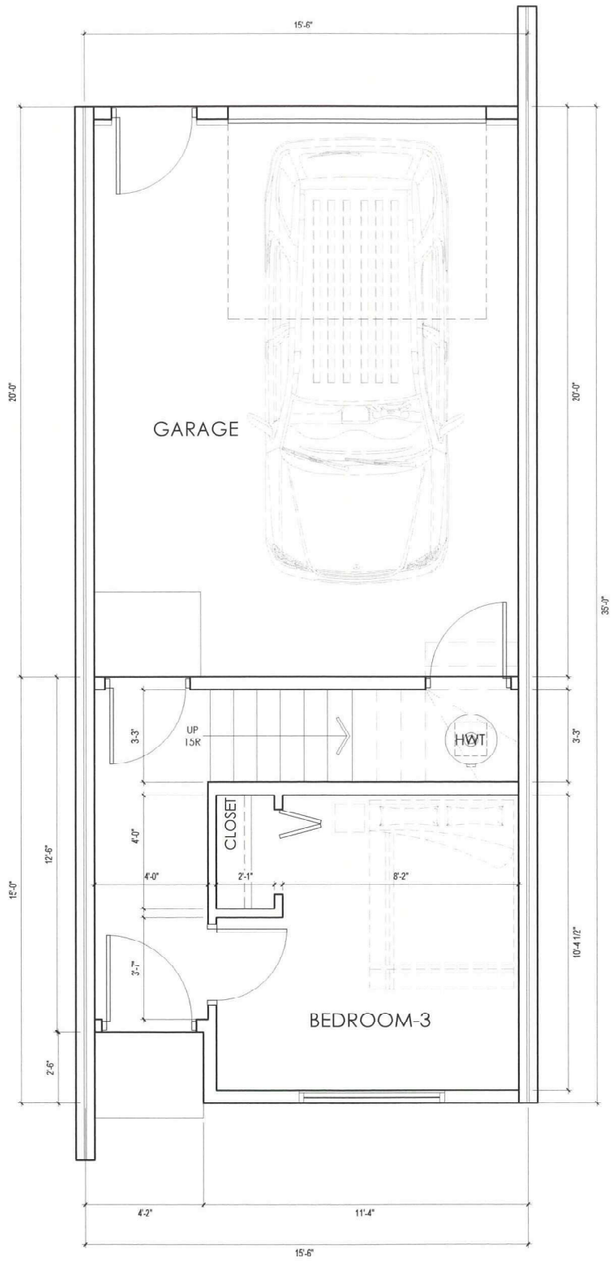

1 A201.2 **MAIN FLOOR PLAN 181 SQ FT**

GARAGE 310 SQ FT

SCALE: 3/16" = 1'-0"

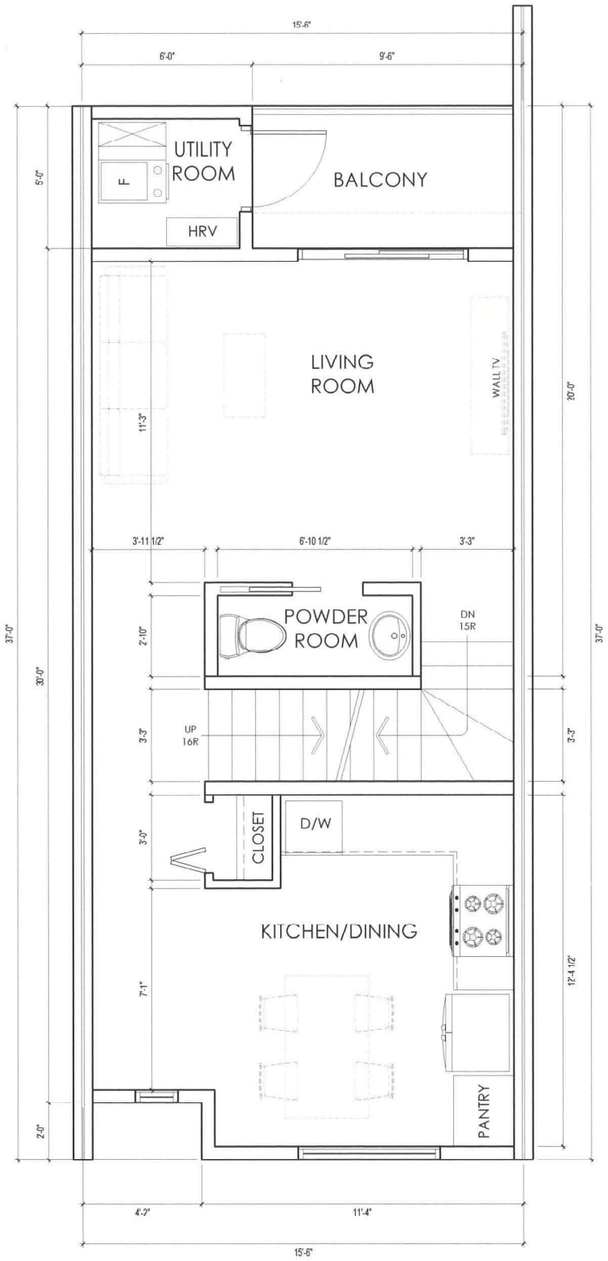

2 A201.2 **SECOND FLOOR PLAN 476 SQ FT**

SCALE: 3/16" = 1'-0"

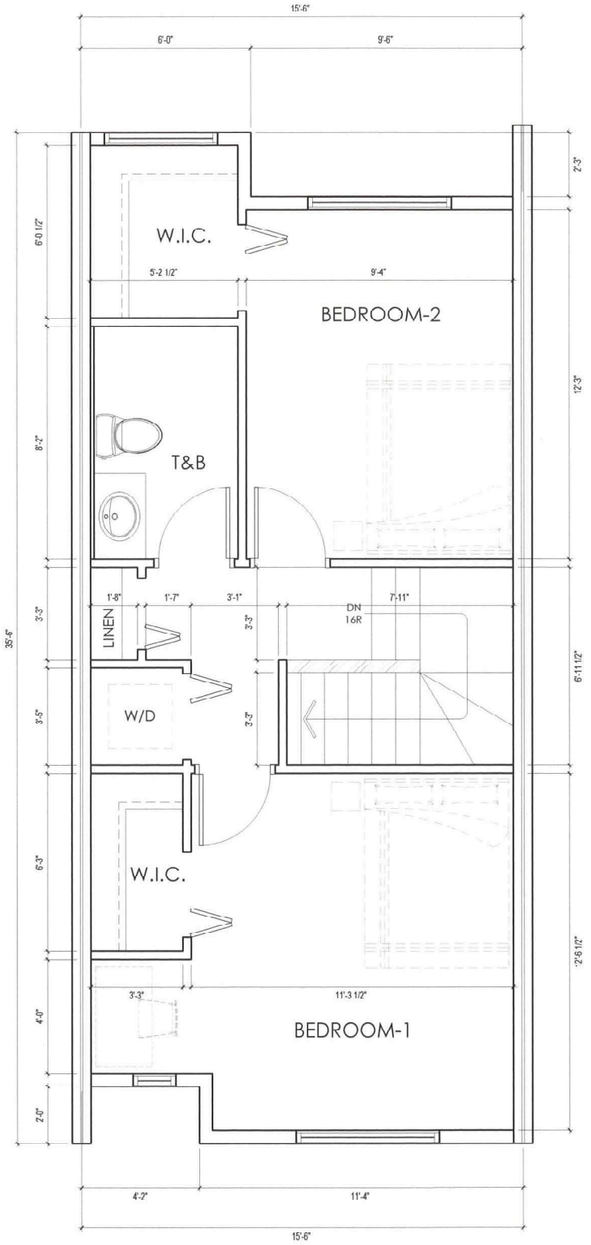

3 A201.2 **THIRD FLOOR PLAN 475 SQ FT**

SCALE: 3/16" = 1'-0"

NO	DESCRIPTION	DATE
A	FOR REVIEW	JULY 4, 2025

PROJECT:
43 UNIT
TOWNHOUSE DEVELOPMENT
FERNBANK AVE, WINNIPEG, MB

OWNER:

SHEET TITLE:
TYPE - A FLOOR PLAN
TYPICAL UNITS
UNITS 6, 7, 8, 9 12, 13, 14 & 15

DRAWN BY:	CHECKED BY:	NO.
AM		A

SCALE:	DWG SHEET:
AS SHOWN	A201.2
DATE: JULY 4, 2025	

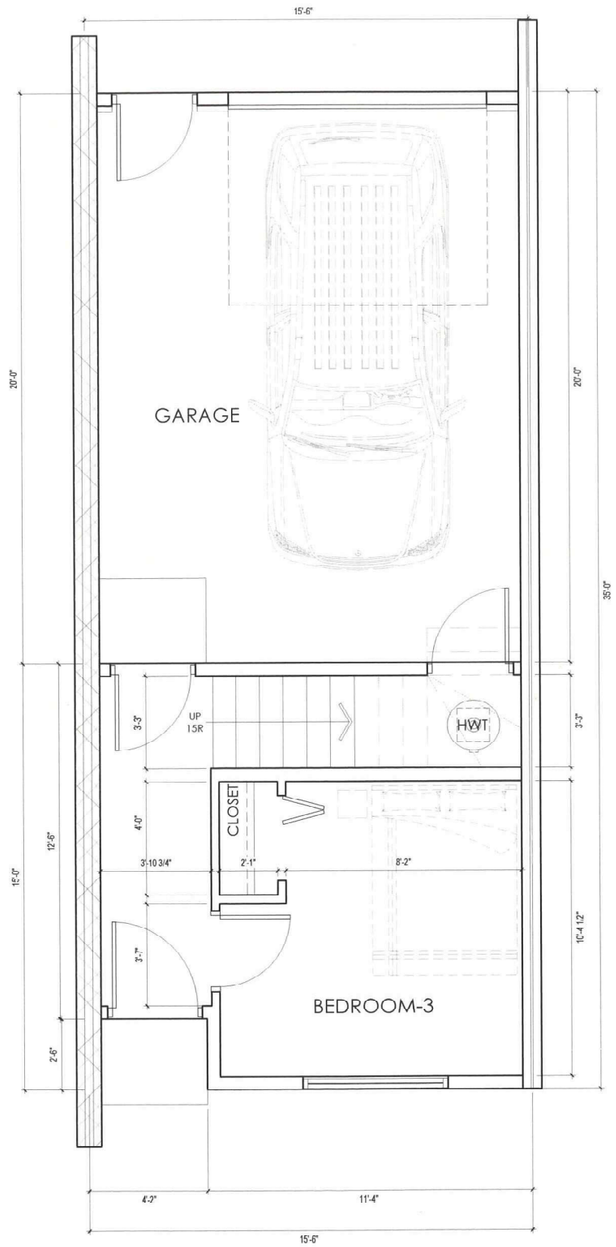

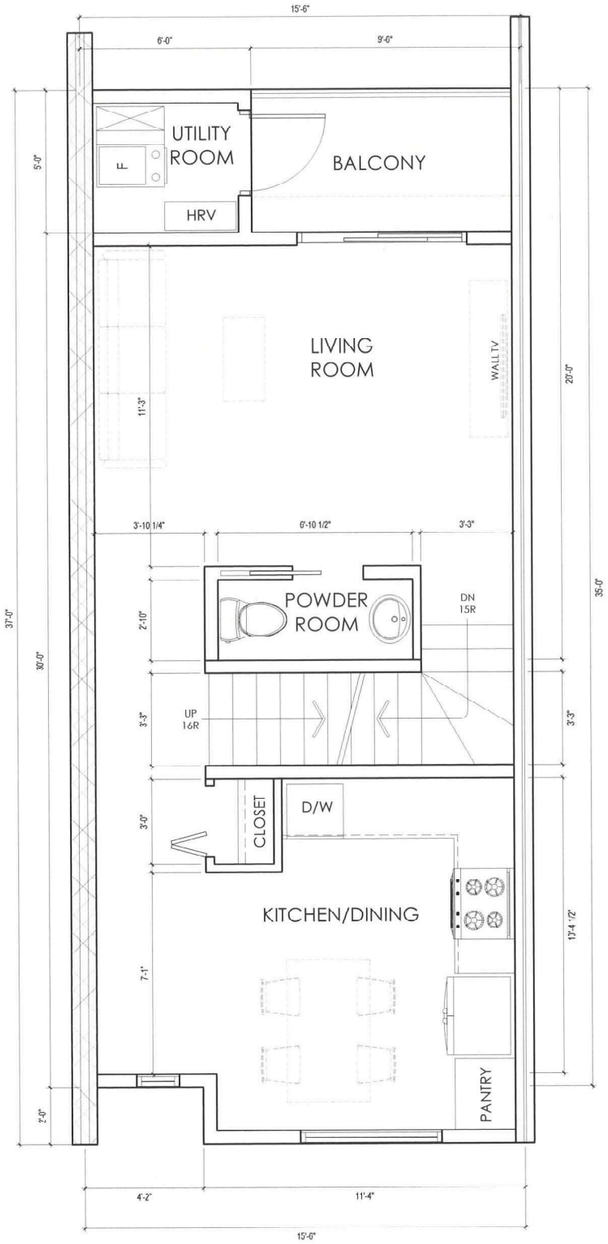

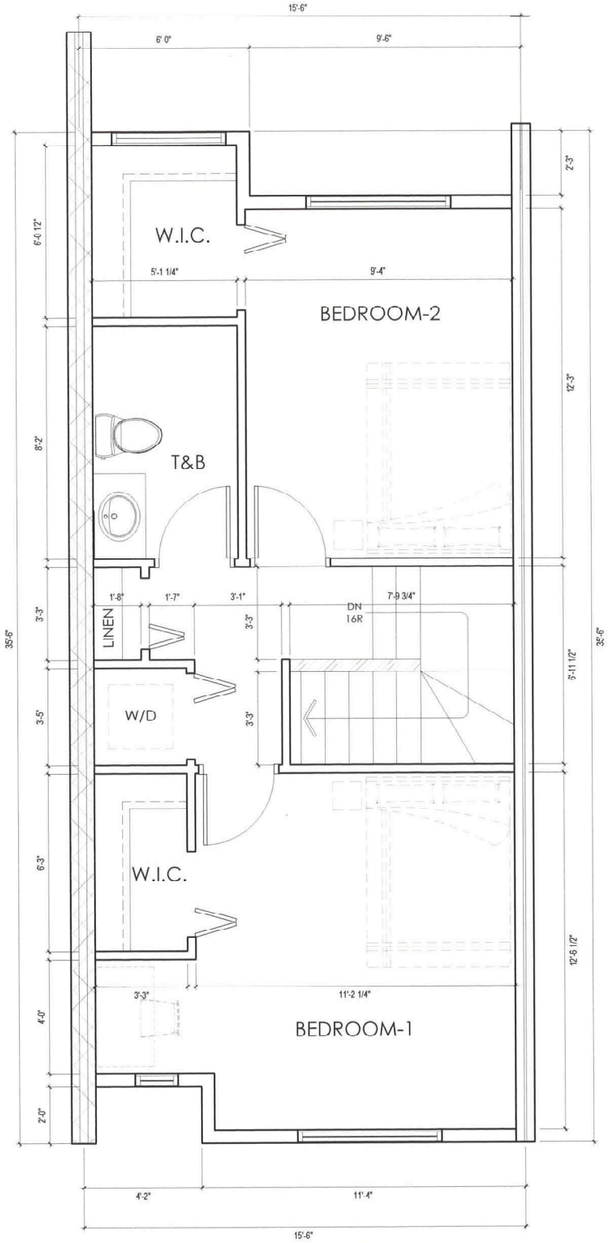

1 A201.3 **MAIN FLOOR PLAN 181 SQ FT**

GARAGE 310 SQ FT

SCALE: 3/16" = 1'-0"

2 A201.3 **SECOND FLOOR PLAN 476 SQ FT**

SCALE: 3/16" = 1'-0"

3 A201.3 **THIRD FLOOR PLAN 475 SQ FT**

SCALE: 3/16" = 1'-0"

NO	DESCRIPTION	DATE
A	FOR REVIEW	JULY 4, 2025

PROJECT:
43 UNIT
TOWNHOUSE DEVELOPMENT
FERNBANK AVE, WINNIPEG, MB

OWNER:

SHEET TITLE:
TYPE - A FLOOR PLAN
MIDDLE UNITS
UNITS 10 & 11

DRAWN BY:	CHECKED BY:	NO.
AM		A

SCALE: AS SHOWN

DWG SHEET: A201.3

DATE: JULY 4, 2025

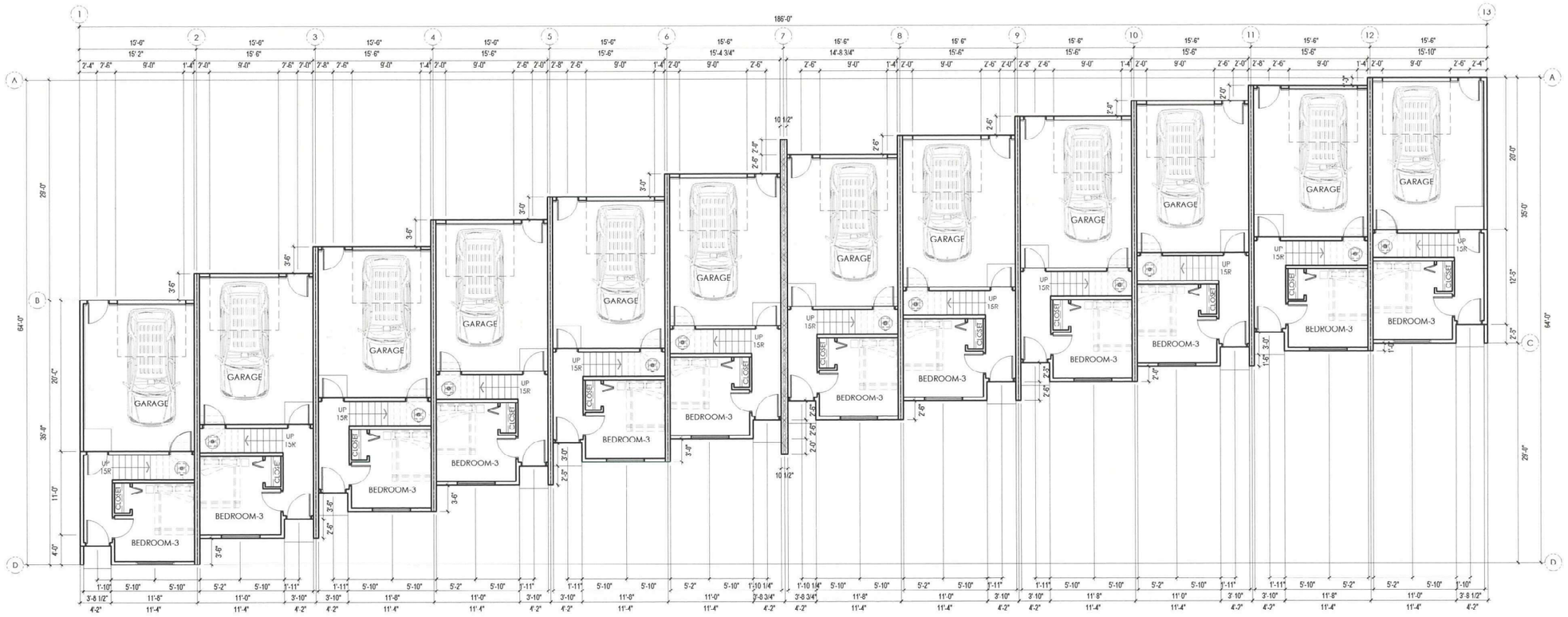

MAIN FLOOR PLAN 2172 SQ FT
GARAGE 3720 SQ FT

1 / A202

SCALE: 1/16" = 1'-0"

NO	DESCRIPTION	DATE
A	FOR REVIEW	JULY 4, 2025

PROJECT:
43 UNIT
TOWNHOUSE DEVELOPMENT
FERNBANK AVE, WINNIPEG, MB

OWNER:

SHEET TITLE:
TYPE - A FLOOR PLAN
13584 SQ FT
UNITS 5 - 16

DRAWN BY:	CHECKED BY:	NO.
AM		A

SCALE: AS SHOWN

DATE: JULY 4, 2025

DWG SHEET: A202

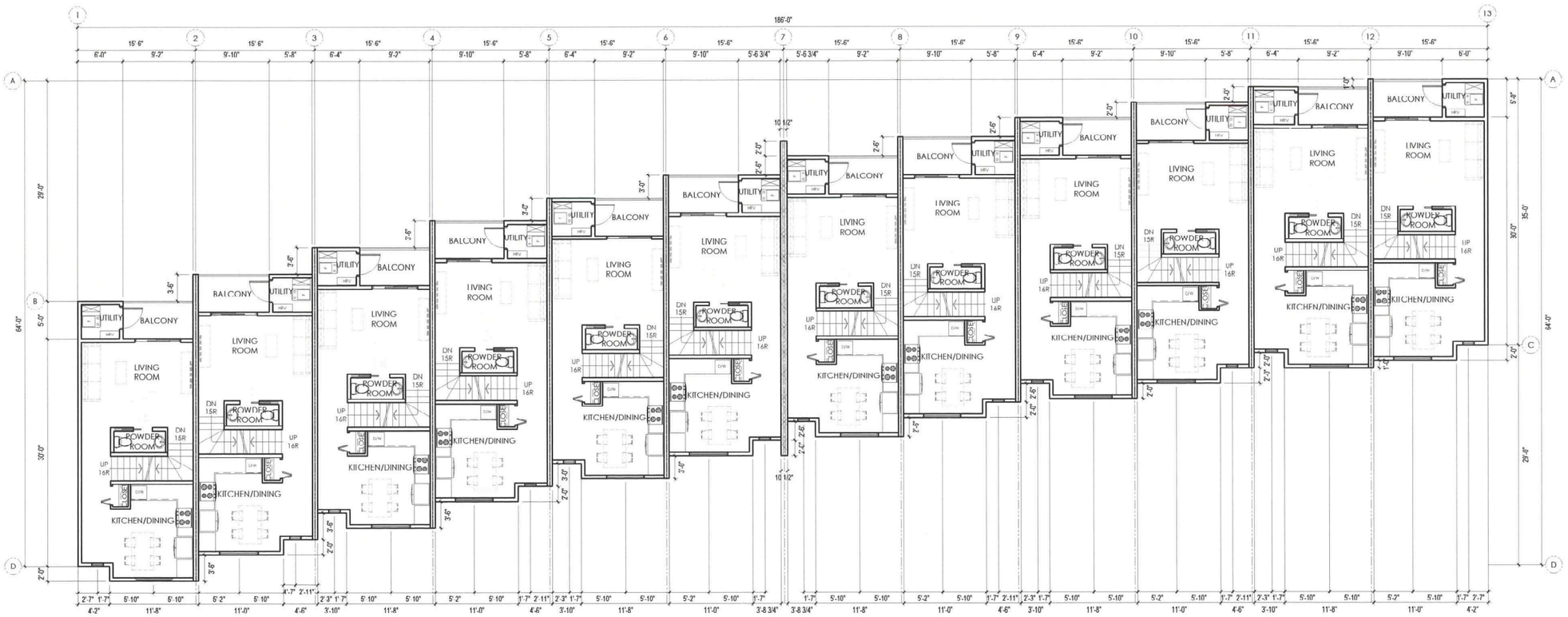

1 A203 SECOND FLOOR PLAN 5712 SQ FT

SCALE: 1/16" = 1'-0"

NO	DESCRIPTION	DATE
A	FOR REVIEW	JULY 4, 2025

PROJECT:
43 UNIT
TOWNHOUSE DEVELOPMENT
FERNBANK AVE, WINNIPEG, MB

OWNER:

SHEET TITLE:
TYPE - A FLOOR PLAN
13584 SQ FT
UNITS 5 - 16

DRAWN BY:	CHECKED BY:	NO.
AM		A

SCALE:	DWG SHEET:
AS SHOWN	A203
DATE: JULY 4, 2025	

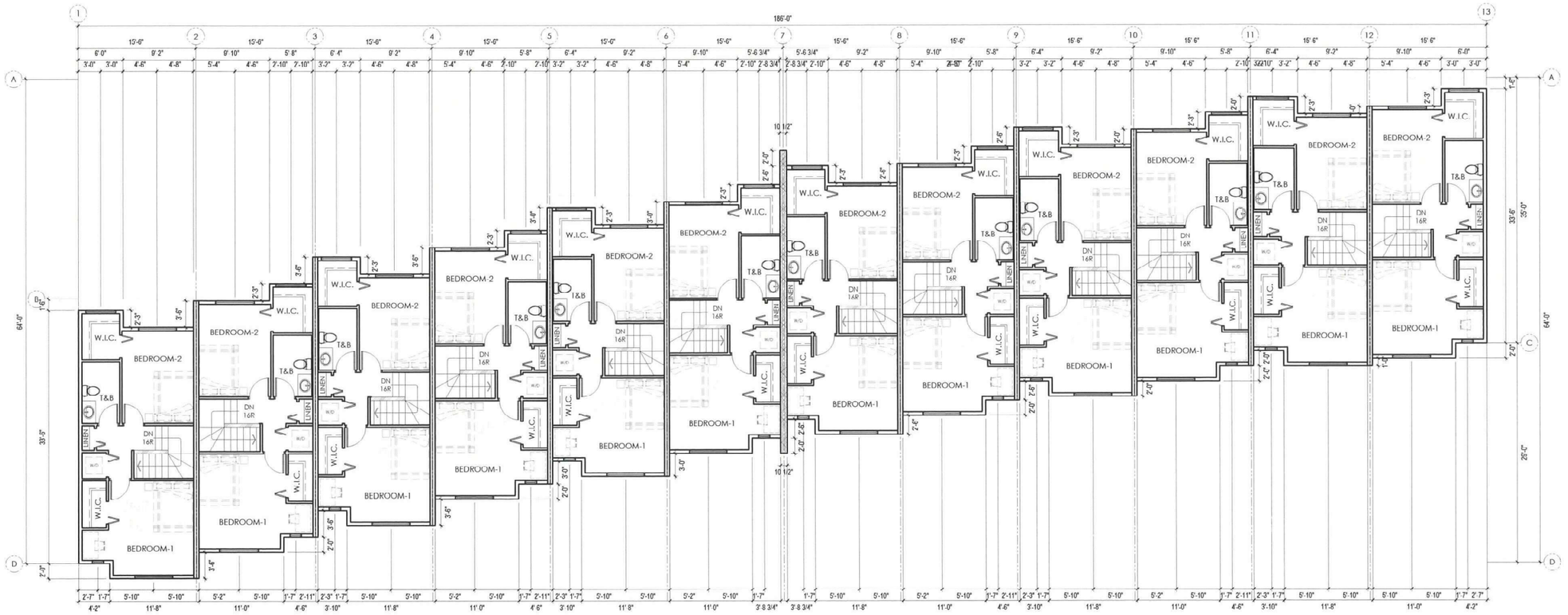

1 A204 THIRD FLOOR PLAN 5700 SQ FT

SCALE: 1/16" = 1'-0"

NO	DESCRIPTION	DATE
A	FOR REVIEW	JULY 4, 2025

PROJECT:
43 UNIT
TOWNHOUSE DEVELOPMENT
FERNBANK AVE, WINNIPEG, MB

OWNER:

SHEET TITLE:
TYPE - A FLOOR PLAN
13584 SQ FT
UNITS 5 - 16

DRAWN BY:	CHECKED BY:	NO.
AM		A

SCALE:	DWG SHEET:
AS SHOWN	A204
DATE: JULY 4, 2025	



1 A102 **SOUTH ELEVATION**

SCALE: 1/16" = 1'-0"



2 A102 **NORTH ELEVATION**

SCALE: 1/16" = 1'-0"



3 A102 **WEST ELEVATION**

SCALE: 1/16" = 1'-0"

DISCLAIMER:
THE COLORS FOR EXTERIOR FINISHES SHOWN IN THE DRAWING IS PURELY FOR PRESENTATION PURPOSES ONLY AND MAY NOT REFLECT TO THE ACTUAL MATERIALS USED IN THE BUILDING. THE CONTRACTOR/BUILDER RESERVES THE RIGHT TO SUBSTITUE MATERIALS BASED ON AVAILABLITY AND SUPPLY.

NO	DESCRIPTION	DATE
A	FOR REVIEW	FEB 10, 2025

PROJECT:
43 UNIT
TOWNHOUSE DEVELOPMENT
FERNBANK AVE, WINNIPEG, MB

OWNER:

SHEET TITLE:
TYPE - A ELEVATIONS
13584 SQ FT
UNITS 5 - 16

DRAWN BY:	CHECKED BY:	NO.
AM		A

SCALE: AS SHOWN

DATE: FEB 10, 2025

DWG SHEET: A101

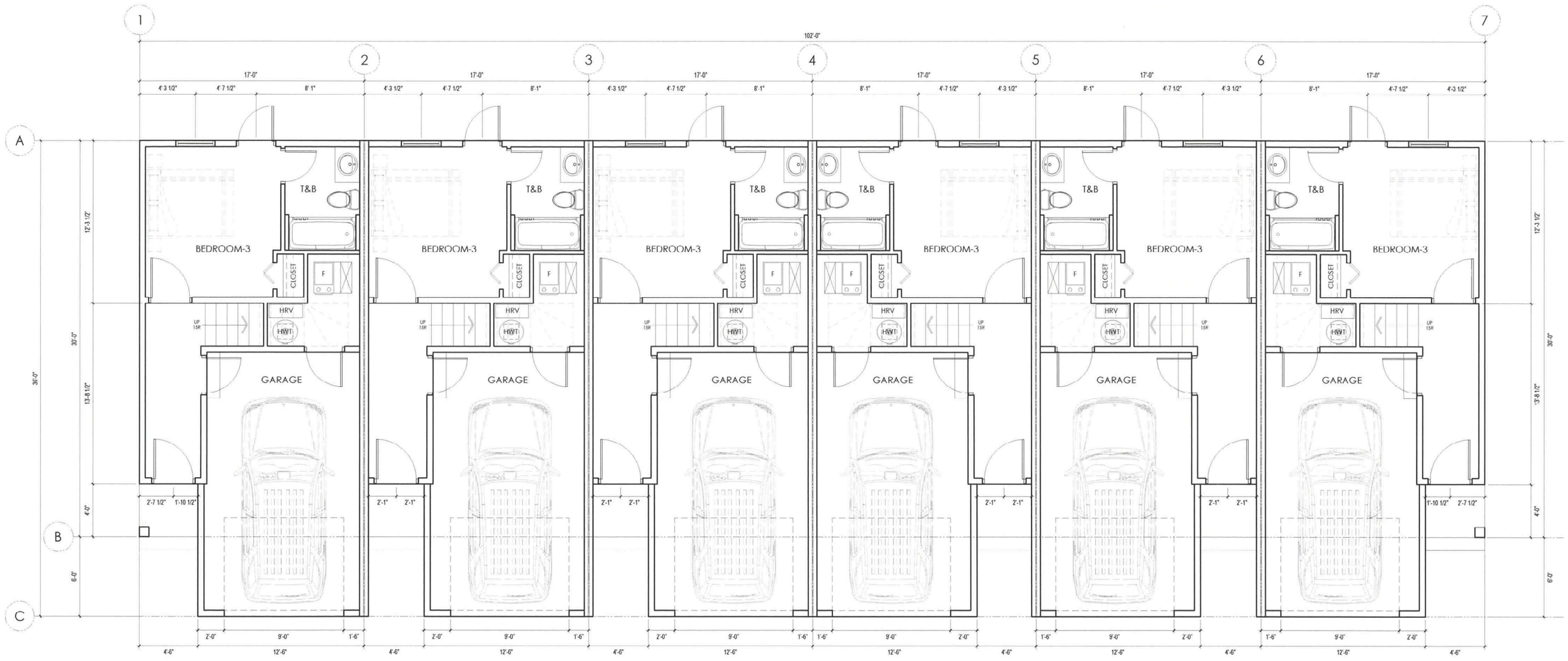

MAIN FLOOR PLAN 1584 SQ FT
GARAGE 1458 SQ FT

1 / A202

SCALE: 1/8" = 1'-0"

NO	DESCRIPTION	DATE
A	FOR REVIEW	JULY 4, 2025

PROJECT:
43 UNIT
TOWNHOUSE DEVELOPMENT
FERNBANK AVE, WINNIPEG, MB

OWNER:

SHEET TITLE:
TYPE - C FLOOR PLAN
7332 SQ FT
UNITS 17 - 22, 23 - 28

DRAWN BY:	CHECKED BY:	NO.
AM		A

SCALE: AS SHOWN

DATE: JULY 4, 2025

DWG SHEET: A202

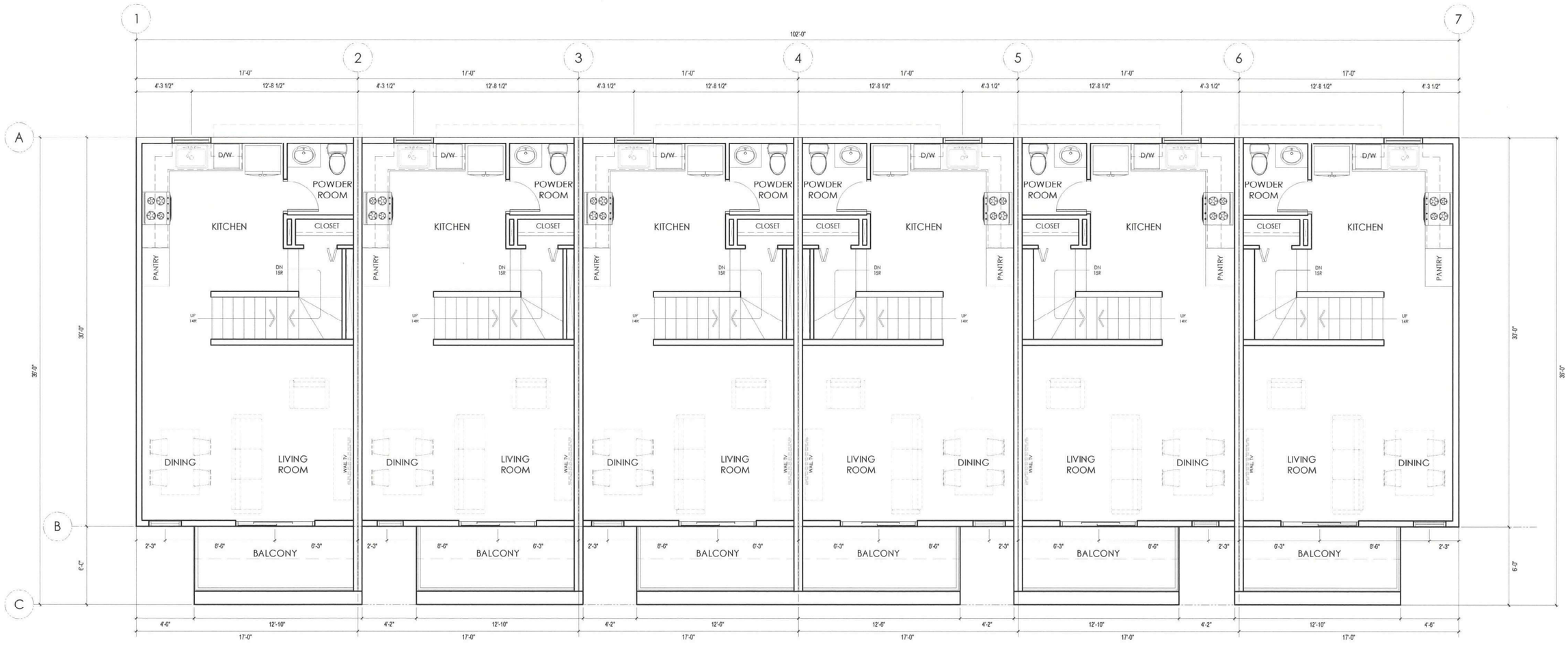

1 SECOND FLOOR PLAN 2730 SQ FT

SCALE: 1/8" = 1'-0"

NO	DESCRIPTION	DATE
A	FOR REVIEW	JULY 4, 2025

PROJECT:
43 UNIT
TOWNHOUSE DEVELOPMENT
FERNBANK AVE, WINNIPEG, MB

OWNER:

SHEET TITLE:
TYPE - C FLOOR PLAN
7332 SQ FT
UNITS 17 - 22, 23 - 28

DRAWN BY:	CHECKED BY:	NO.
AM		A

SCALE: AS SHOWN

DATE: JULY 4, 2025

DWG SHEET: A203

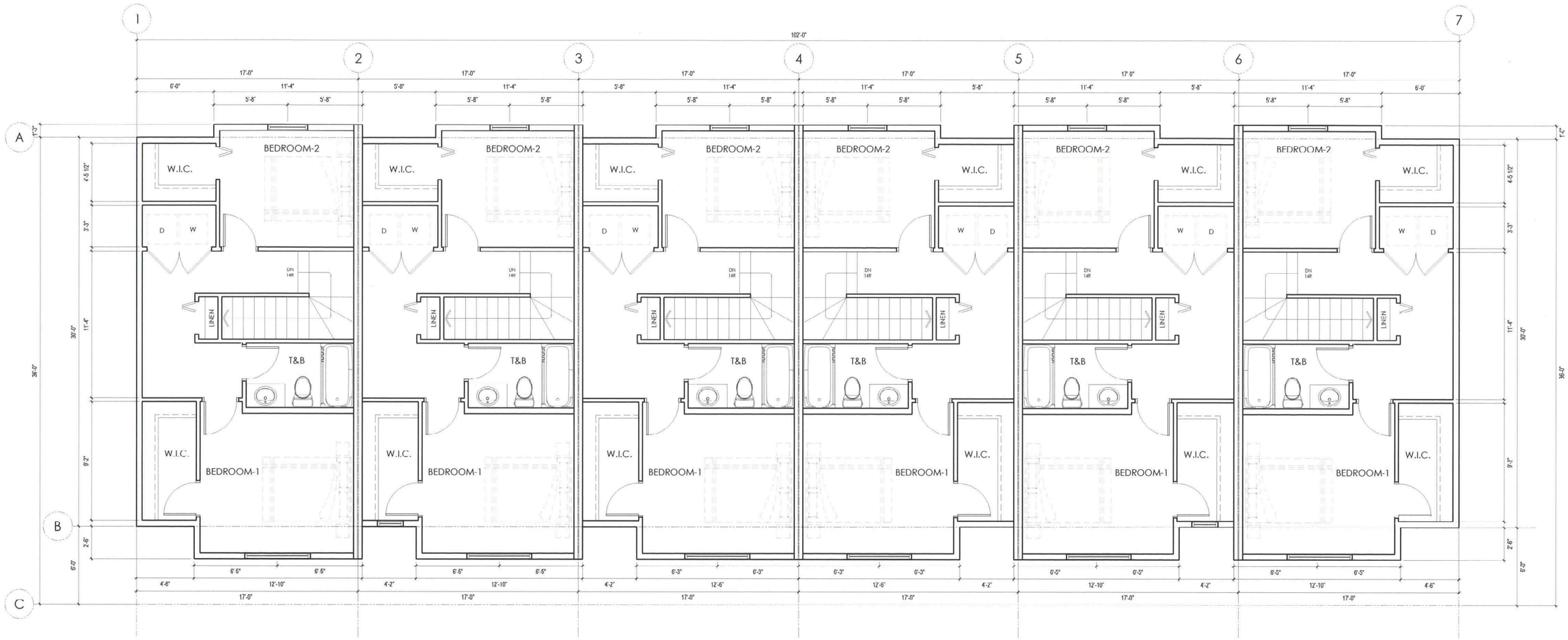

1 A204 THIRD FLOOR PLAN 3018 SQ FT

SCALE: 1/8" = 1'-0"

NO	DESCRIPTION	DATE
A	FOR REVIEW	JULY 4, 2025

PROJECT:
43 UNIT
TOWNHOUSE DEVELOPMENT
FERNBANK AVE, WINNIPEG, MB

OWNER:

SHEET TITLE:
TYPE - C FLOOR PLAN
7332 SQ FT
UNITS 17 - 22, 23 - 28

DRAWN BY:	CHECKED BY:	NO.
AM		A

SCALE:	DWG SHEET:
AS SHOWN	A204
DATE: JULY 4, 2025	



1 A101 **WEST ELEVATION**

SCALE: 1/16" = 1'-0"

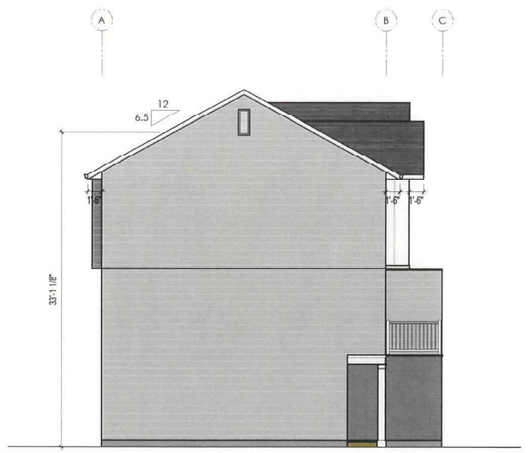

2 A101 **NORTH ELEVATION**

SCALE: 1/16" = 1'-0"

DISCLAIMER:
THE COLORS FOR EXTERIOR FINISHES SHOWN IN THE DRAWING IS PURELY FOR PRESENTATION PURPOSES ONLY AND MAY NOT REFLECT TO THE ACTUAL MATERIALS USED IN THE BUILDING. THE CONTRACTOR/BUILDER RESERVES THE RIGHT TO SUBSTITUE MATERIALS BASED ON AVAILABLITY AND SUPPLY.



3 A101 **EAST ELEVATION**

SCALE: 1/16" = 1'-0"

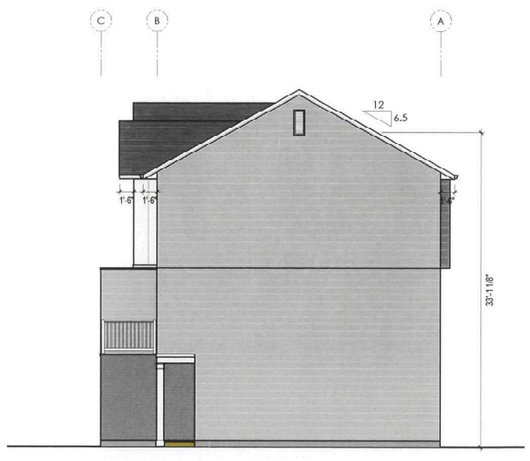

4 A101 **SOUTH ELEVATION**

SCALE: 1/16" = 1'-0"

NO	DESCRIPTION	DATE
A	FOR REVIEW	FEB 10, 2025

PROJECT:
43 UNIT
TOWNHOUSE DEVELOPMENT
FERNBANK AVE, WINNIPEG, MB

OWNER:

SHEET TITLE:
TYPE - C ELEVATION
7332 SQ FT
UNITS 17 - 22, 23 - 28

DRAWN BY:	CHECKED BY:	NO.
AM		A

SCALE:	DWG SHEET:
AS SHOWN	A101
DATE: FEB 10, 2025	