***Please note: Approved plans are subject to any amendments or conditions made by Community Committee.**

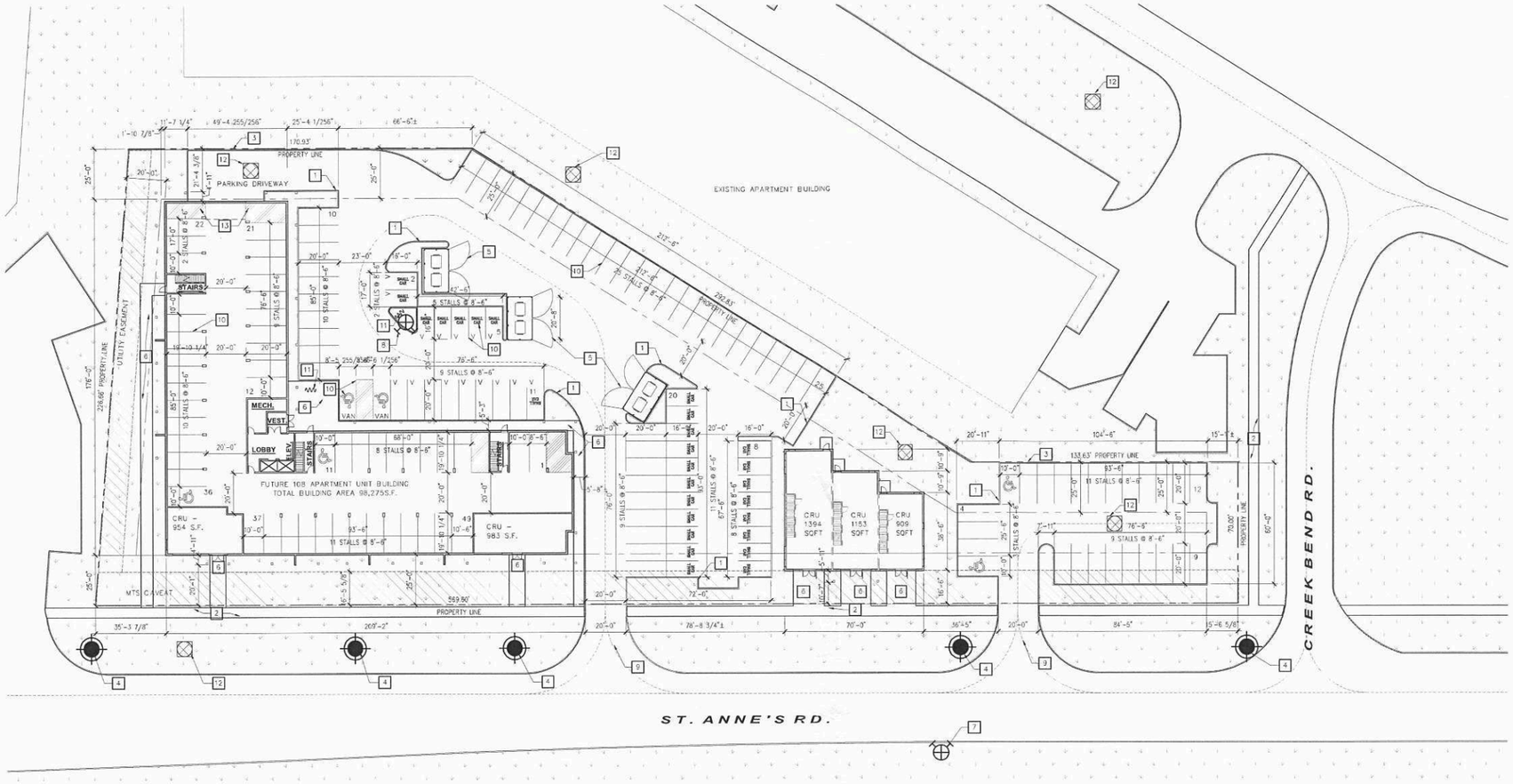

N — TRUE NORTH

1 / A1.1 SITE PLAN
1" = 30'-0"

GENERAL NOTES - SITE PLAN:

1. SEE CIVIL, LANDSCAPE, STRUCTURAL, DRAWINGS FOR ADDITIONAL INFORMATION.
2. PATCH AND REPAIR EXISTING PAVING TO TIE-IN WITH NEW WORKS (SEE CIVIL).

KEYNOTES - SITE PLAN RENOVATION:

1. PROVIDE 6" CONCRETE CURB (SEE CIVIL AND STRUCTURAL)
2. EXISTING SIDEWALK
3. 6'-0" FENCE (SEE LANDSCAPE)
4. EXISTING HYDRO POLE (SEE CIVIL)
5. PROVIDE REFUSE ENCLOSURE C/W CONCRETE PAD FLUSH WITH TOP OF ASPHALT PAVING. (REFER TO DRAWING 1.2 FOR ELEVATION AND SECTIONS)
6. NEW CONCRETE SIDEWALK CONNECTED TO EXISTING PUBLIC SIDEWALK (SEE CIVIL, STRUCTURAL AND LANDSCAPE)
7. EXISTING FIRE HYDRANT (SEE CIVIL)
8. NEW FIRE HYDRANT (SEE CIVIL)
9. NEW CONCRETE APPROACH (SEE CIVIL)
10. PROVIDE NEW 4" WIDE PAINTED YELLOW LINES, INCLUDING ACCESSIBILITY SYMBOLS, DIAGONAL LINE INFILLS, AND SMALL CAR TEXT (TYPICAL)
11. EXTERIOR BIKE PARKING RACK (6 STALLS) (SEE LANDSCAPE)
12. EXISTING CATCH BASIN (SEE CIVIL)
13. INTERIOR BIKE PARKING RACK (10 STALLS)

BUILDING DESCRIPTION:
APARTMENT
6 STOREYS
5 RESIDENTIAL FLOORS W/ 22 DWELLING UNITS PER FLOOR
ACTIVE USES & PARKING ON MAIN FLOOR

108 DWELLING UNITS
COMBUSTIBLE CONSTRUCTION

CRU
2 STOREYS
COMBUSTIBLE CONSTRUCTION
ZONING SUMMARY

CURRENT ZONING DISTRICT: C2

	REQ'D	PROV'D
LOT AREA	9,000	86,608.89
DWELLING COUNT	108	108
LOT AREA/DU	800	802
SETBACKS		
FRONT:	10'/25'	16.5' CRU/25' RESIDENTIAL
REAR:	25'	25'
SIDE:	20'	20'
CORNER SIDE:	20'	6' TO EXISTING PARKING (EST.)

BUILDING HEIGHT:	70'	70' (APPROX.)
PRKG (DWELLING):	162	–
PRKG (CRU):	17	–
PRKG (MIXED USE):	143	146
ACCESSIBLE:	5	5
VAN ACCESSIBLE:	2	2
BICYCLE:	16	16
SMALL CAR:	28	27
VISITOR CAR:	16	16

SCHEDULE "A" page 1 of 16
To Zoning Agreement DASZ 6/2012
By-Law No. D/L 133/2012
Winnipeg

ZONING OFFICER	Diana Lopez	NOV. 19, 2025
DISTRICT PLANNER		Dec 22/25
COMMUNITY CLERK	Jonahan	Jan. 7/26
APPROVED FOR THE DIRECTOR OF PLANNING, PROPERTY & DEVELOPMENT		

No.	Revision:	Date:	By:
1	ISSUED FOR PLAN APPROVAL	25-11-18	ZN

PRELIMINARY ONLY
NOT FOR CONSTRUCTION

Consultants:

AFFINITY ARCHITECTURE Inc.
Unit 201 - 227 Scaford Street • Winnipeg • Manitoba • R3M 2J1
Phone 204-982-6940 • Fax 204-453-4556 • info@affinityarch.com

Drawings and project manual, as instruments of service, are the property of the architect, the copyright in the same being reserved to him. No reproduction may be made without the permission of the architect, and when made must bear his name. All prints to be returned to the architect.
The contractor shall verify dimensions and data noted herein with conditions on the site and is held responsible for reporting any discrepancies to the architect for adjustment, prior to proceeding.

PROGRESSIVE REAL

NEW COMMERCIAL DEVELOPMENT
1269 ST. ANNE'S RD.
WINNIPEG, MB

SITE PLAN

Drawn by: JS Checked by: ZN

A1.1

Project No: 23006 Date: NOVEMBER 2025

***Please note: Approved plans are subject to any amendments or conditions made by Community Committee.**

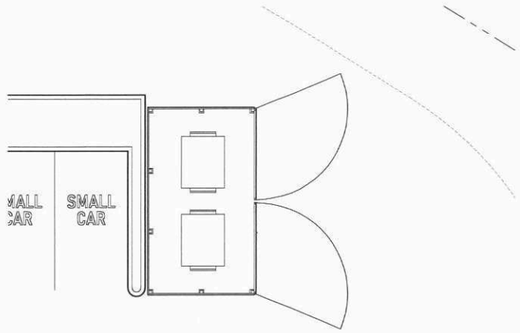

1 / A1.3 GARBAGE ENCLOSURE - PLAN
1/8" = 1'-0"

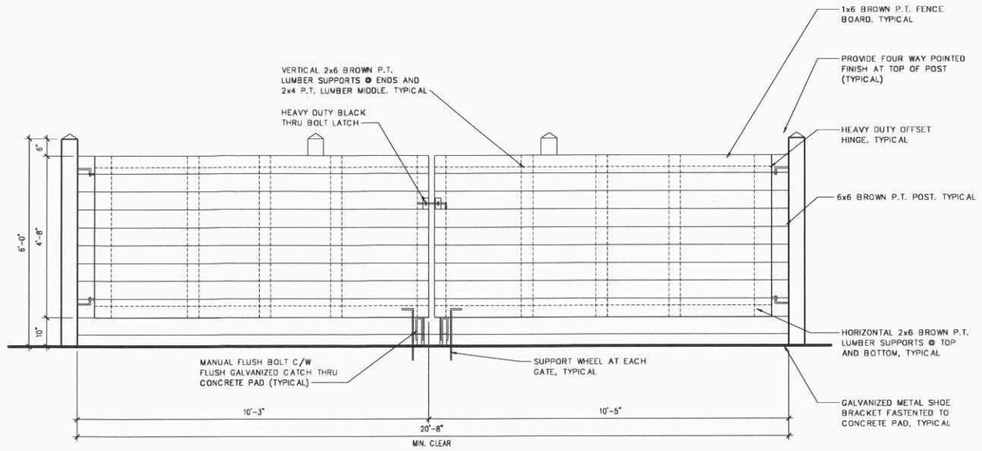

2 / A1.3 ENCLOSURE FRONT
1/2" = 1'-0"

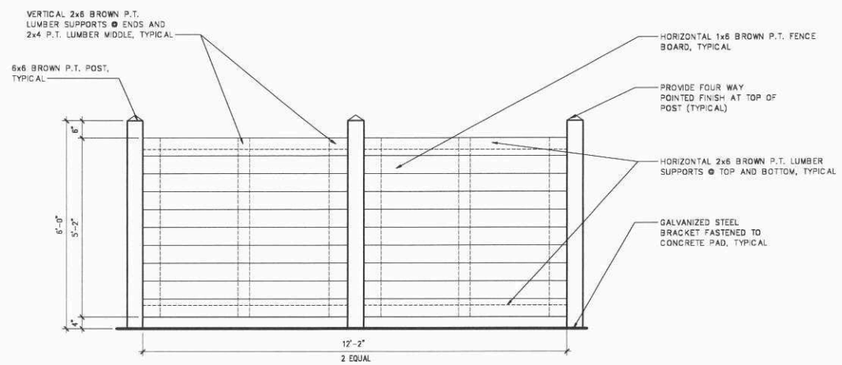

3 / A1.3 ENCLOSURE SIDES
1/2" = 1'-0"

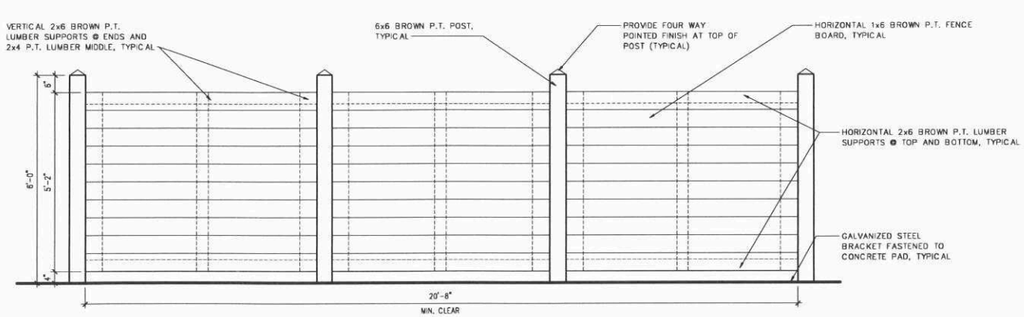

4 / A1.3 ENCLOSURE REAR
1/2" = 1'-0"

SCHEDULE "A" page 2 of 16
To Zoning Agreement DAZ 6/2012
By-Law No. BIL 133/2012

Winnipeg

ZONING OFFICER	Diana Lopez	NOV. 14, 2025
DISTRICT PLANNER		Dec 22/25
COMMUNITY CLERK	Zarnohan	Jan. 7/26
APPROVED FOR THE DIRECTOR OF PLANNING, PROPERTY & DEVELOPMENT		

No:	Revision:	Date:	By:
1	ISSUED FOR PLAN APPROVAL	25-09-19	ZN

PRELIMINARY ONLY
NOT FOR CONSTRUCTION

Consultants:

AFFINITY ARCHITECTURE

Drawings and project manual, as instruments of service, are the property of the architect, the copyright in the same being reserved to him. No reproduction may be made without the permission of the architect, and when made must bear his name. All prints to be returned to the architect.
The contractor shall verify dimensions and data noted herein with conditions on the site and is held responsible for reporting any discrepancies to the architect for adjustment, prior to proceeding.

PROGRESSIVE REAL ESTATE

NEW APARTMENT & COMMERCIAL DEVELOPMENT
1269 ST. ANNE'S RD.
WINNIPEG, MB

SITE DETAILS

Drawn by: Checked by: EH

A1.3

Project No: 23006 Date: NOVEMBER 2021

***Please note: Approved plans are subject to any amendments or conditions made by Community Committee.**

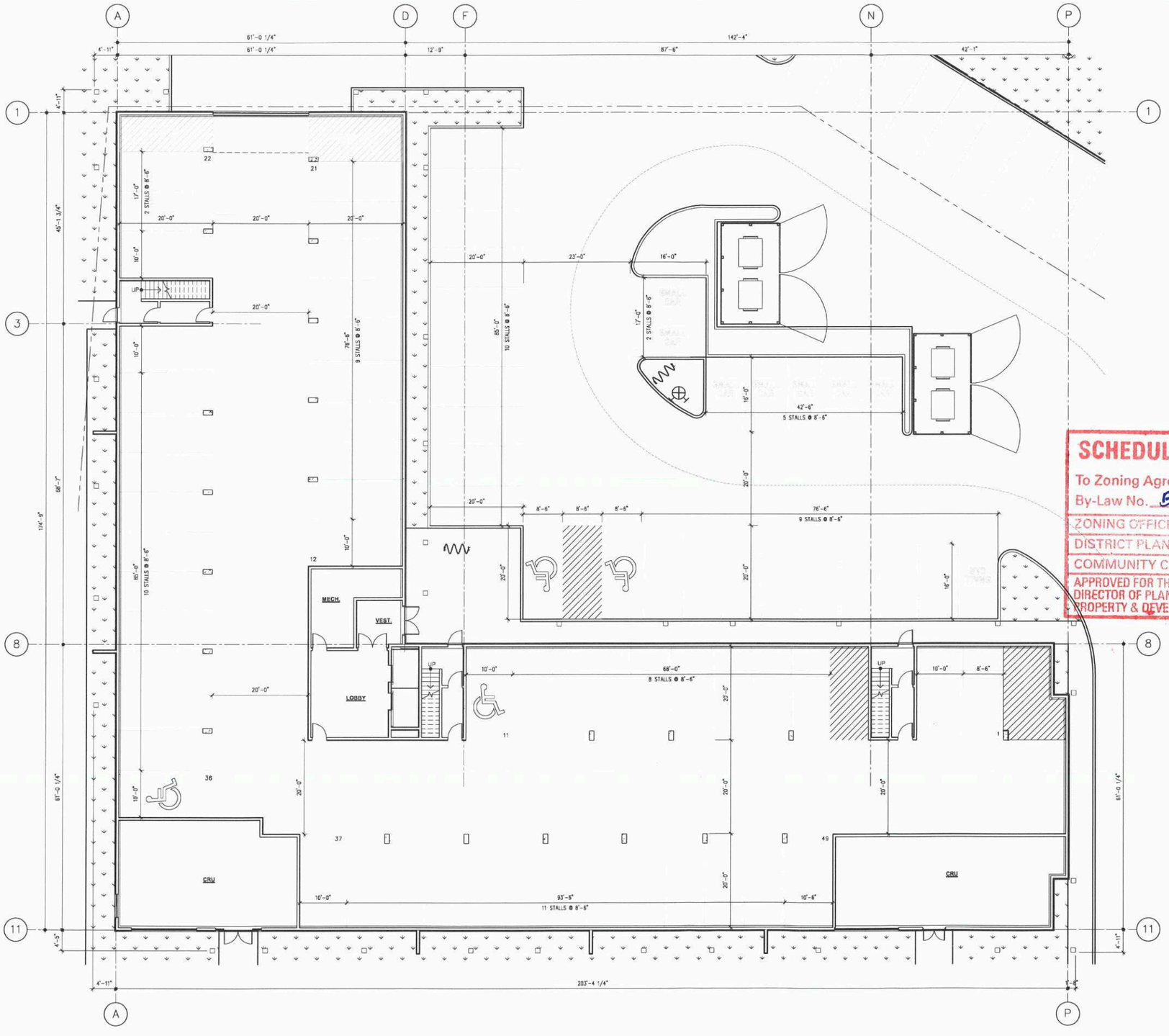

N 1 A2.1 LEVEL-01: FLOOR PLAN
3/32" = 1'-0"

KEYNOTES - FLOOR PLANS:

☐

GENERAL NOTES - ELEVATIONS:

1. SEE CIVIL, LANDSCAPE, STRUCTURAL, MECHANICAL, AND ELECTRICAL DRAWINGS FOR ADDITIONAL INFORMATION.
2. LOOSE FURNITURE SHOWN THUSLY IS NOT IN CONTRACT (N.I.C.).
3. COORDINATE ELEVATOR DIMENSIONS, INSTALLATION CLEARANCES, CONTROLLER CABINETS, AND DOOR FRAME INSTALLATION WITH MANUFACTURER SHOP DRAWINGS. FURNISH STRUCTURAL, MECHANICAL, AND ELECTRICAL PROVISIONS IN ACCORDANCE WITH MANUFACTURER'S REQUIREMENTS.
4. PROVIDE BLOCKING FOR FIXTURES AND MILLWORK PRIOR TO INSTALLATION OF GYPSUM BOARD.
5. COORDINATE PENETRATIONS AND SLEEVES THRU CONCRETE ASSEMBLIES WITH CONSTRUCTION MANAGER PRIOR TO POUR.
6. PROVIDE LISTED FIRESTOP SYSTEMS FOR ALL ASSEMBLY JOINTS AND PENETRATIONS, FORMING PART OF OR PENETRATING THROUGH FIRE RATED ASSEMBLIES.

SCHEDULE "A" page 3 of 16
To Zoning Agreement DAS2 6/2012
By-Law No. B/L 133/2012
Winnipeg

ZONING OFFICER	Diana Lopez	NOV. 14, 2025
DISTRICT PLANNER		Dec 22/25
COMMUNITY CLERK		Jan 7/26
APPROVED FOR THE DIRECTOR OF PLANNING, PROPERTY & DEVELOPMENT		

ISSUED FOR PLAN APPROVAL 25-09-19 ZN
No. Revision: Date: By:

PRELIMINARY ONLY
NOT FOR CONSTRUCTION

Consultants:

AFFINITY Architecture

Drawings and project manual, as instruments of service, are the property of the architect, the copyright in the same being reserved to him. No reproduction may be made without the permission of the architect, and when made must bear his name. All prints to be returned to the architect.
The contractor shall verify dimensions and data noted herein with conditions on the site and is held responsible for reporting any discrepancies to the architect for adjustment, prior to proceeding.

PROGRESSIVE REAL ESTATE

NEW APARTMENT & COMMERCIAL DEVELOPMENT
1269 ST. ANNE'S RD.
WINNIPEG, MB

LEVEL-01 FLOOR PLAN

Drawn by: JS Checked by: EH

A2.1

Project No.: 23006 Date: SEPTEMBER 2025

***Please note: Approved plans are subject to any amendments or conditions made by Community Committee.**

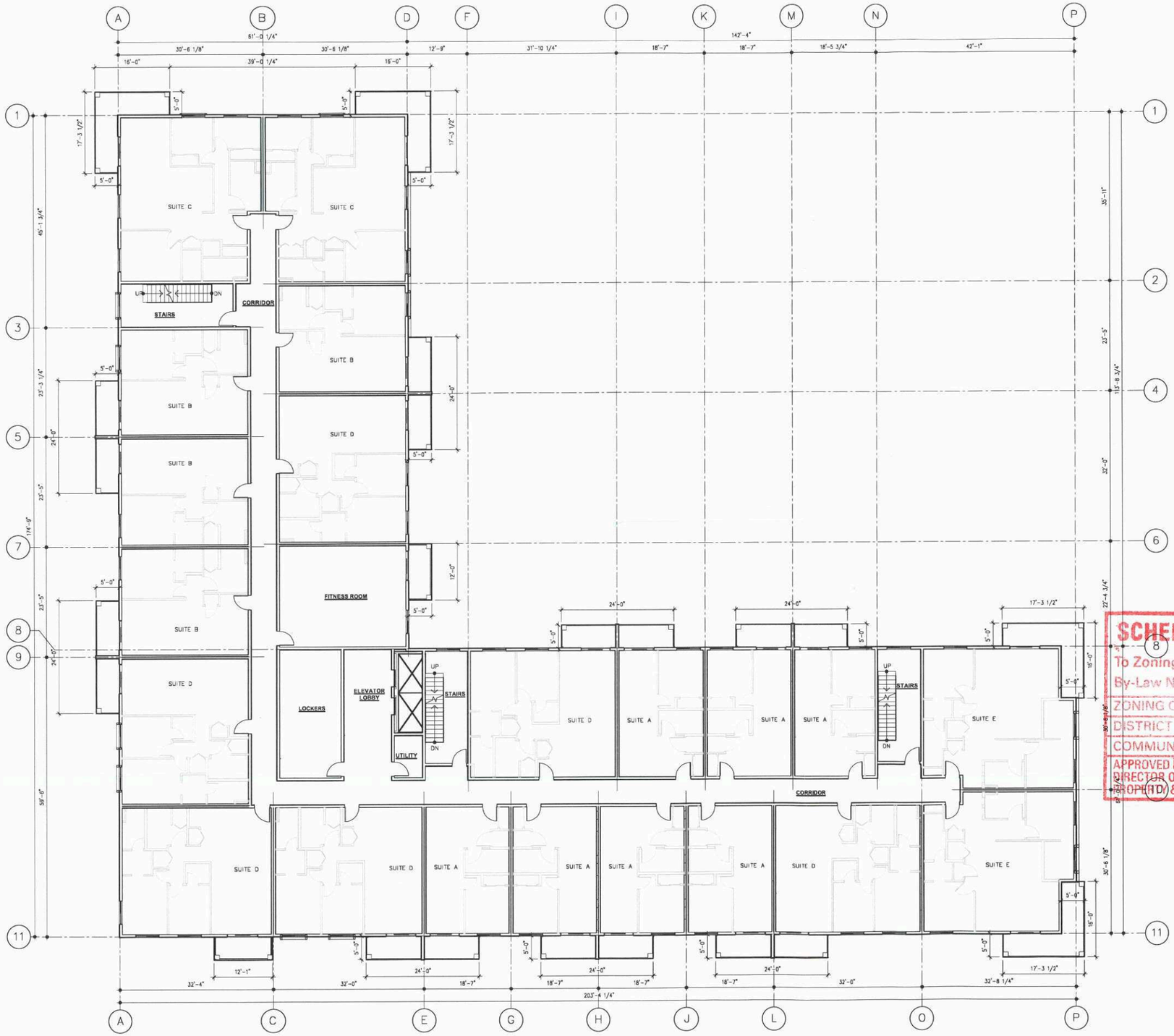

N

1 / A2.2 L-02 FLOOR PLAN
3/32" = 1'-0"

KEYNOTES - FLOOR PLANS:

☐

GENERAL NOTES - ELEVATIONS:

1. SEE CIVIL, LANDSCAPE, STRUCTURAL, MECHANICAL, AND ELECTRICAL DRAWINGS FOR ADDITIONAL INFORMATION.
2. LOOSE FURNITURE SHOWN THUSLY IS NOT IN CONTRACT (N.I.C.).
3. COORDINATE ELEVATOR DIMENSIONS, INSTALLATION CLEARANCES, CONTROLLER CABINETS, AND DOOR FRAME INSTALLATION WITH MANUFACTURER SHOP DRAWINGS. FURNISH STRUCTURAL, MECHANICAL, AND ELECTRICAL PROVISIONS IN ACCORDANCE WITH MANUFACTURER'S REQUIREMENTS.
4. PROVIDE BLOCKING FOR FIXTURES AND MILLWORK PRIOR TO INSTALLATION OF GYPSUM BOARD.
5. COORDINATE PENETRATIONS AND SLEEVES THRU CONCRETE ASSEMBLIES WITH CONSTRUCTION MANAGER PRIOR TO POUR.
6. PROVIDE LISTED FIRESTOP SYSTEMS FOR ALL ASSEMBLY JOINTS AND PENETRATIONS, FORMING PART OF OR PENETRATING THROUGH FIRE RATED ASSEMBLIES.

SUITE TYPE	SUITE AREA	# OF BATHROOMS	# OF BEDROOMS	COUNT
SUITE A	528 S.F.	1	1	35
SUITE B	646 S.F.	1	1	23
SUITE C	1052 S.F.	2	3	10
SUITE D	876 S.F.	2	2	30
SUITE E	955 S.F.	2	2	10
TOTAL				108

No.	Revision:	Date:	By:
1	ISSUED FOR PLAN APPROVAL	25-09-19	ZN

PRELIMINARY ONLY
NOT FOR CONSTRUCTION

SCHEDULE "A" page 4 of 16
To Zoning Agreement DAS2 6/2012
By-Law No. B/L 133/2012

ZONING OFFICER	Diana Lopez	NOV. 14, 2025
DISTRICT PLANNER		Dec 22/25
COMMUNITY CLERK		Jan 7/26
APPROVED FOR THE DIRECTOR OF PLANNING, PROPERTY & DEVELOPMENT		

Winnipeg

AFFINITY ARCHITECTURE

Drawings and project manual, as instruments of service, are the property of the architect, the copyright in the same being reserved to him. No reproduction may be made without the permission of the architect, and when made must bear his name. All prints to be returned to the architect.
The contractor shall verify dimensions and data noted herein with conditions on the site and is held responsible for reporting any discrepancies to the architect for adjustment, prior to proceeding.

PROGRESSIVE REAL ESTATE

NEW APARTMENT & COMMERCIAL DEVELOPMENT
1269 ST. ANNE'S RD.
WINNIPEG, MB

L-02 FLOOR PLAN

Drawn by: JS Checked by: EH

A2.2

Project No: 23006 Date: SEPTEMBER 2025

***Please note: Approved plans are subject to any amendments or conditions made by Community Committee.**



N

1 / A2.3 LEVEL-03 - LEVEL-05: TYP. FLOOR PLAN
3/32" = 1'-0"

KEYNOTES - FLOOR PLANS:

☐

GENERAL NOTES - ELEVATIONS:

1. SEE CIVIL, LANDSCAPE, STRUCTURAL, MECHANICAL, AND ELECTRICAL DRAWINGS FOR ADDITIONAL INFORMATION.
2. LOOSE FURNITURE SHOWN THUSLY [redacted] IS NOT IN CONTRACT (N.I.C.).
3. COORDINATE ELEVATOR DIMENSIONS, INSTALLATION CLEARANCES, CONTROLLER CABINETS, AND DOOR FRAME INSTALLATION WITH MANUFACTURER SHOP DRAWINGS. FURNISH STRUCTURAL, MECHANICAL, AND ELECTRICAL PROVISIONS IN ACCORDANCE WITH MANUFACTURER'S REQUIREMENTS.
4. PROVIDE BLOCKING FOR FIXTURES AND MILLWORK PRIOR TO INSTALLATION OF GYPSUM BOARD.
5. COORDINATE PENETRATIONS AND SLEEVES THRU CONCRETE ASSEMBLIES WITH CONSTRUCTION MANAGER PRIOR TO POUR.
6. PROVIDE LISTED FIRESTOP SYSTEMS FOR ALL ASSEMBLY JOINTS AND PENETRATIONS, FORMING PART OF OR PENETRATING THROUGH FIRE RATED ASSEMBLIES.

SCHEDULE "A" page 5 of 16
To Zoning Agreement DAS2 6/2012
By-Law No. B/L 133/2012
ZONING OFFICER Diana Lopez
DISTRICT PLANNER
COMMUNITY CLERK
APPROVED FOR THE DIRECTOR OF PLANNING, PROPERTY & DEVELOPMENT
NOV. 14-2025
Dec 2 25
Jan 7, 26

Winnipeg

No.:	Revision	Date:	By:
	ISSUED FOR PLAN APPROVAL	25-09-19	ZN

PRELIMINARY ONLY
NOT FOR CONSTRUCTION

Consultants:

AFFINITY ARCHITECTURE

Drawings and project manual, as instruments of service, are the property of the architect, the copyright in the same being reserved to him. No reproduction may be made without the permission of the architect, and when made must bear his name. All prints to be returned to the architect.
The contractor shall verify dimensions and data noted herein with conditions on the site and is held responsible for reporting any discrepancies to the architect for adjustment, prior to proceeding.

PROGRESSIVE REAL ESTATE

NEW APARTMENT & COMMERCIAL DEVELOPMENT
1269 ST. ANNE'S RD.
WINNIPEG, MB

LEVEL-03 - LEVEL-05 TYP. FLOOR PLAN

Drawn by: JS Checked by: ZN

A2.3

Project No: 23006 Date: SEPTEMBER 2025

***Please note: Approved plans are subject to any amendments or conditions made by Community Committee.**



N

1 / A2.4 LEVEL-06: FLOOR PLAN
3/32" = 1'-0"

KEYNOTES - FLOOR PLANS:

☐

GENERAL NOTES - ELEVATIONS:

1. SEE CIVIL, LANDSCAPE, STRUCTURAL, MECHANICAL, AND ELECTRICAL DRAWINGS FOR ADDITIONAL INFORMATION.
2. LOOSE FURNITURE SHOWN THUSLY ..... IS NOT IN CONTRACT (N.I.C.).
3. COORDINATE ELEVATOR DIMENSIONS, INSTALLATION CLEARANCES, CONTROLLER CABINETS, AND DOOR FRAME INSTALLATION WITH MANUFACTURER SHOP DRAWINGS. FURNISH STRUCTURAL, MECHANICAL, AND ELECTRICAL PROVISIONS IN ACCORDANCE WITH MANUFACTURER'S REQUIREMENTS.
4. PROVIDE BLOCKING FOR FIXTURES AND MILLWORK PRIOR TO INSTALLATION OF GYPSUM BOARD.
5. COORDINATE PENETRATIONS AND SLEEVES THRU CONCRETE ASSEMBLIES WITH CONSTRUCTION MANAGER PRIOR TO POUR.
6. PROVIDE LISTED FIRESTOP SYSTEMS FOR ALL ASSEMBLY JOINTS AND PENETRATIONS, FORMING PART OF OR PENETRATING THROUGH FIRE RATED ASSEMBLIES.

SCHEDULE "A" page 6 of 16
To Zoning Agreement DASZ 6/2012
By-Law No. B/L 133/2012
Winnipeg
ZONING OFFICER
DISTRICT PLANNER — Diana Lopez — NOV. 14-2025
COMMUNITY CLERK — Zanchan — Dec 22/25
APPROVED FOR THE DIRECTOR OF PLANNING, PROPERTY & DEVELOPMENT — Jan 7/26

No.	Revision:	Date:	By:
1	ISSUED FOR PLAN APPROVAL	25-09-19	ZN

PRELIMINARY ONLY
NOT FOR CONSTRUCTION

Consultants:

AFFINITY ARCHITECTURE

Drawings and project manual, as instruments of service, are the property of the architect, the copyright in the same being reserved to him. No reproduction may be made without the permission of the architect, and when made must bear his name. All prints to be returned to the architect.
The contractor shall verify dimensions and data noted herein with conditions on the site and is held responsible for reporting any discrepancies to the architect for adjustment, prior to proceeding.

PROGRESSIVE REAL ESTATE

NEW APARTMENT & COMMERCIAL DEVELOPMENT
1269 ST. ANNE'S RD.
WINNIPEG, MB

LEVEL-06 FLOOR PLAN

Drawn by: JS Checked by: ZN

A2.4

Project No: 23006 Date: SEPTEMBER 2025

***Please note: Approved plans are subject to any amendments or conditions made by Community Committee.**

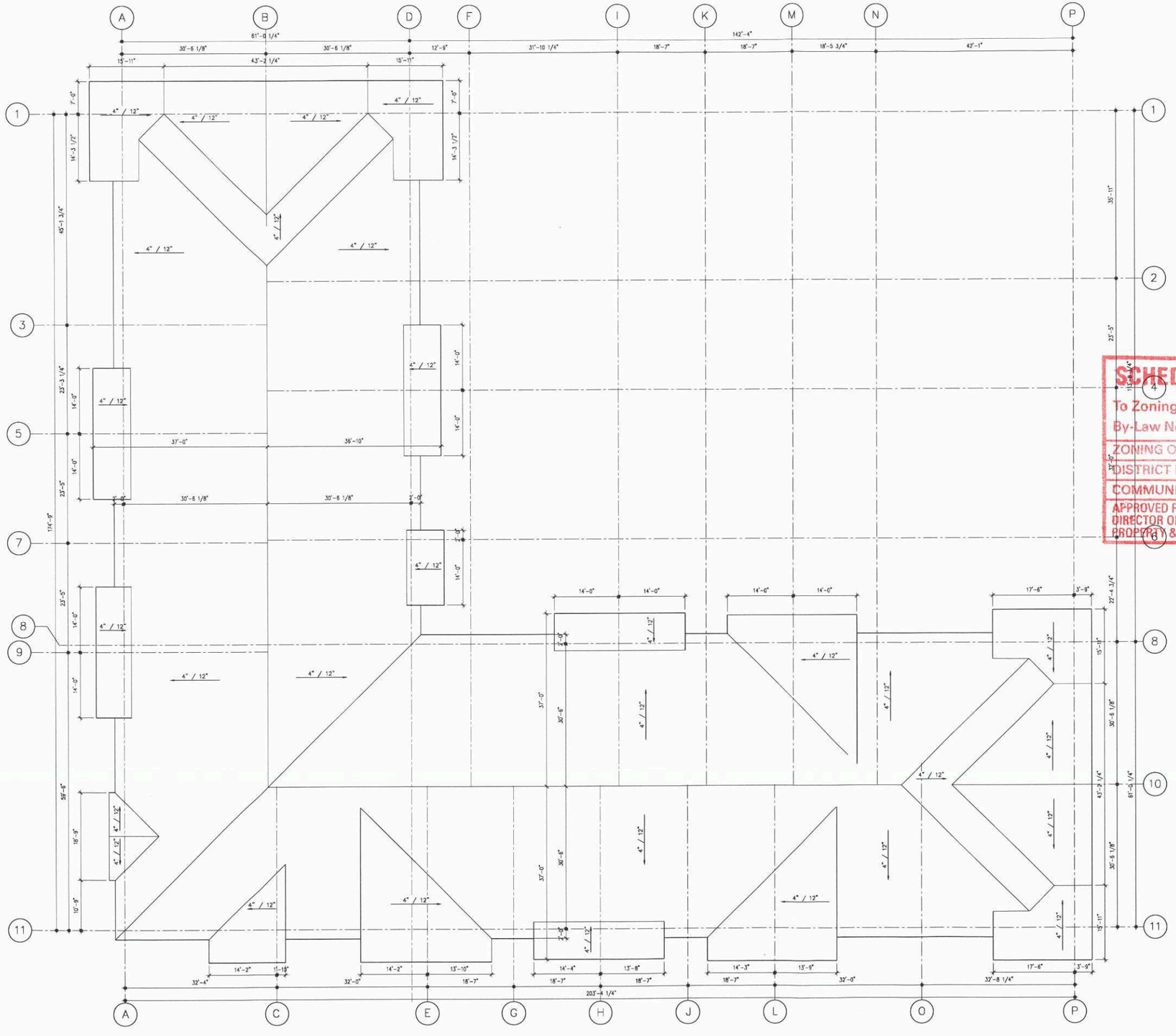

N ROOF PLAN (1 / A2.5) 3/32" = 1'-0"

GENERAL NOTES - ELEVATIONS:

1. SEE CIVIL, LANDSCAPE, STRUCTURAL, MECHANICAL, AND ELECTRICAL DRAWINGS FOR ADDITIONAL INFORMATION.
2. LOOSE FURNITURE SHOWN THUSLY ..... IS NOT IN CONTRACT (N.I.C.).
3. COORDINATE ELEVATOR DIMENSIONS, INSTALLATION CLEARANCES, CONTROLLER CABINETS, AND DOOR FRAME INSTALLATION WITH MANUFACTURER SHOP DRAWINGS. FURNISH STRUCTURAL, MECHANICAL, AND ELECTRICAL PROVISIONS IN ACCORDANCE WITH MANUFACTURER'S REQUIREMENTS.
4. PROVIDE BLOCKING FOR FIXTURES AND MILLWORK PRIOR TO INSTALLATION OF GYPSUM BOARD.
5. COORDINATE PENETRATIONS AND SLEEVES THRU CONCRETE ASSEMBLIES WITH CONSTRUCTION MANAGER PRIOR TO POUR.
6. PROVIDE LISTED FIRESTOP SYSTEMS FOR ALL ASSEMBLY JOINTS AND PENETRATIONS, FORMING PART OF OR PENETRATING THROUGH FIRE RATED ASSEMBLIES.

KEYNOTES - FLOOR PLANS:

☐

SCHEDULE "A" page 7 of 16

To Zoning Agreement DASZ 6/2012

By-Law No. B/L 133/2012

ZONING OFFICER	Diana Lopez	NOV. 14, 2025
DISTRICT PLANNER		Dec 22 2025
COMMUNITY CLERK		Jan 7/26
APPROVED FOR THE DIRECTOR OF PLANNING, PROPERTY & DEVELOPMENT		

Winnipeg

No.	Revision:	Date:	By:
1	ISSUED FOR PLAN APPROVAL	25-09-19	ZN

PRELIMINARY ONLY
NOT FOR CONSTRUCTION

Consultants:

AFFINITY ARCHITECTURAL

Drawings and project manual, as instruments of service, are the property of the architect, the copyright in the same being reserved to him. No reproduction may be made without the permission of the architect, and when made must bear his name. All prints to be returned to the architect.
The contractor shall verify dimensions and data noted herein with conditions on the site and is held responsible for reporting any discrepancies to the architect for adjustment, prior to proceeding.

PROGRESSIVE REAL ESTATE

NEW APARTMENT & COMMERCIAL DEVELOPMENT
1269 ST. ANNE'S RD.
WINNIPEG, MB

ROOF PLAN

Drawn by: JS Checked by: ZN

A2.5

Project No: 23006 Date: SEPTEMBER 2025

***Please note: Approved plans are subject to any amendments or conditions made by Community Committee.**

SCHEDULE "A" page 8 of 16
To Zoning Agreement DAZ 6/2012
By-Law No. B/L 133/2012

ZONING OFFICER	Diana Lopez	NOV. 14, 2025
DISTRICT PLANNER		Dec 22/25
COMMUNITY CLERK		Jan 7/26
APPROVED FOR THE DIRECTOR OF PLANNING, PROPERTY & DEVELOPMENT		

Winnipeg

GENERAL NOTES - ELEVATIONS:

1. SEE CIVIL, LANDSCAPE, STRUCTURAL, MECHANICAL, AND ELECTRICAL DRAWINGS FOR ADDITIONAL INFORMATION.
2. LOOSE FURNITURE SHOWN THUSLY IS NOT IN CONTRACT (N.I.C.).
3. COORDINATE ELEVATOR DIMENSIONS, INSTALLATION CLEARANCES, CONTROLLER CABINETS, AND DOOR FRAME INSTALLATION WITH MANUFACTURER SHOP DRAWINGS. FURNISH STRUCTURAL, MECHANICAL, AND ELECTRICAL PROVISIONS IN ACCORDANCE WITH MANUFACTURER'S REQUIREMENTS.
4. PROVIDE BLOCKING FOR FIXTURES AND MILLWORK PRIOR TO INSTALLATION OF GYPSUM BOARD.
5. COORDINATE PENETRATIONS AND SLEEVES THRU CONCRETE ASSEMBLIES WITH CONSTRUCTION MANAGER PRIOR TO POUR.
6. PROVIDE LISTED FIRESTOP SYSTEMS FOR ALL ASSEMBLY JOINTS AND PENETRATIONS, FORMING PART OF OR PENETRATING THROUGH FIRE RATED ASSEMBLIES.

KEYNOTES - FLOOR PLANS:

1. INTERIOR WALL LOCATION TO BE DETERMINED BY TENANT (MAY VARY FROM LOCATION SHOWN)
2. STAIR LOCATION TO BE DETERMINED BY TENANT (MAY VARY FROM LOCATION SHOWN)
3. OPEN TO BELOW. 2ND FLOOR EXTENTS DETERMINED BY TENANT

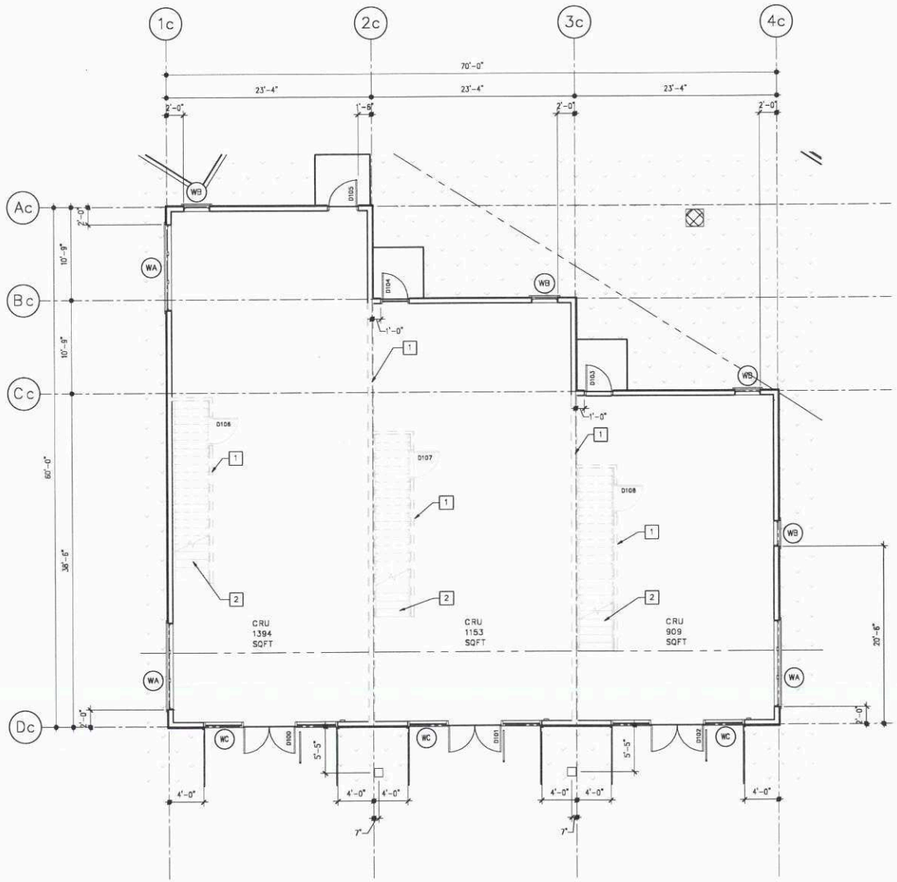

N 1/A2.6 LEVEL-01: FLOOR PLAN
1/8" = 1'-0"

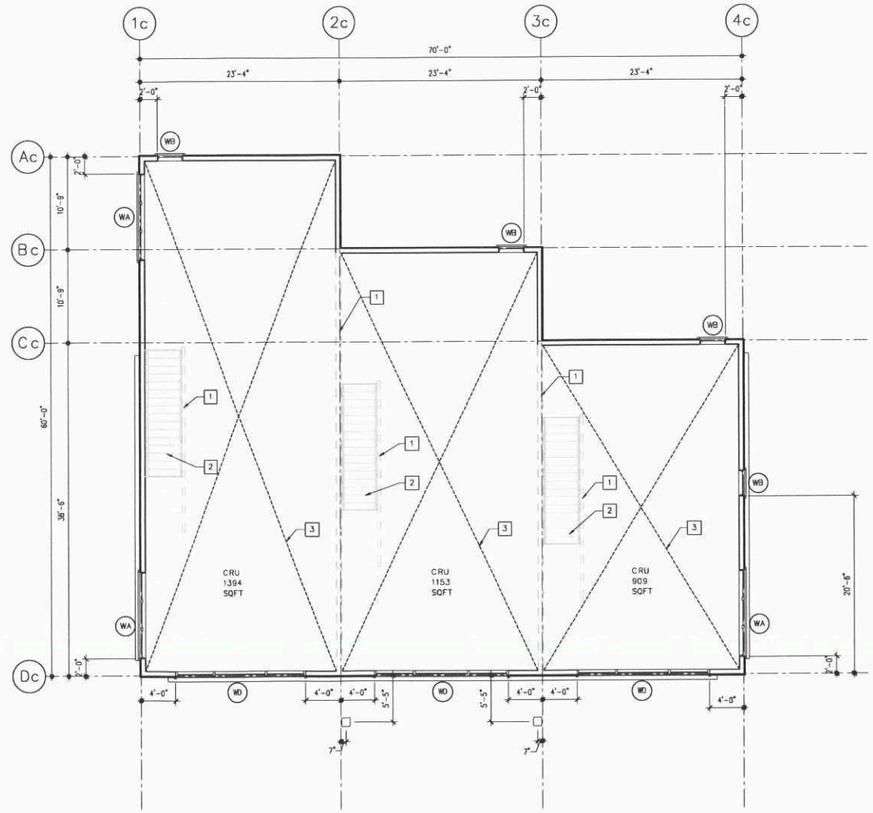

N 2/A2.6 L-02 FLOOR PLAN
1/8" = 1'-0"

2	ISSUED FOR REVIEW	25-10-20	ZN
1	ISSUED FOR PLAN APPROVAL	25-09-19	ZN
No:	Revision:	Date:	By:

PRELIMINARY ONLY
NOT FOR CONSTRUCTION

Consultants:

AFFINITY ARCHITECTURE INC.

Drawings and project manual as instruments of service, are the property of the architect, the copyright in the same being reserved to him. No reproduction may be made without the permission of the architect, and when made must bear his name. All prints to be returned to the architect.
The contractor shall verify dimensions and data noted herein with conditions on the site and is held responsible for reporting any discrepancies to the architect for adjustment, prior to proceeding.

PROGRESSIVE REAL ESTATE

NEW APARTMENT & COMMERCIAL DEVELOPMENT
1269 ST. ANNE'S RD.
WINNIPEG, MB

CRU FLOOR PLANS

Drawn by: JS Checked by: EH

A2.6

Project No: 23006 Date: SEPTEMBER 2025

***Please note: Approved plans are subject to any amendments or conditions made by Community Committee.**

GENERAL NOTES - ELEVATIONS:

1. SEE CIVIL, LANDSCAPE, STRUCTURAL, MECHANICAL, AND ELECTRICAL DRAWINGS FOR ADDITIONAL INFORMATION.
2. LOOSE FURNITURE SHOWN THUSLY ..... IS NOT IN CONTRACT (N.I.C.).
3. COORDINATE ELEVATOR DIMENSIONS, INSTALLATION CLEARANCES, CONTROLLER CABINETS, AND DOOR FRAME INSTALLATION WITH MANUFACTURER SHOP DRAWINGS. FURNISH STRUCTURAL, MECHANICAL, AND ELECTRICAL PROVISIONS IN ACCORDANCE WITH MANUFACTURER'S REQUIREMENTS.
4. PROVIDE BLOCKING FOR FIXTURES AND MILLWORK PRIOR TO INSTALLATION OF GYPSUM BOARD.
5. COORDINATE PENETRATIONS AND SLEEVES THRU CONCRETE ASSEMBLIES WITH CONSTRUCTION MANAGER PRIOR TO POUR.
6. PROVIDE LISTED FIRESTOP SYSTEMS FOR ALL ASSEMBLY JOINTS AND PENETRATIONS, FORMING PART OF OR PENETRATING THROUGH FIRE RATED ASSEMBLIES.

KEYNOTES - FLOOR PLANS:

1. PREFINISHED METAL GUTTER. COLOUR SELECTION BY OWNER.
2. PREFINISHED METAL DOWNSPOUT C/W DOWNSPOUT EXTENSION MIN. 6' F/O BUILDING. (ALSO KNOWN AS RAIN WATER LEADER/RWL)

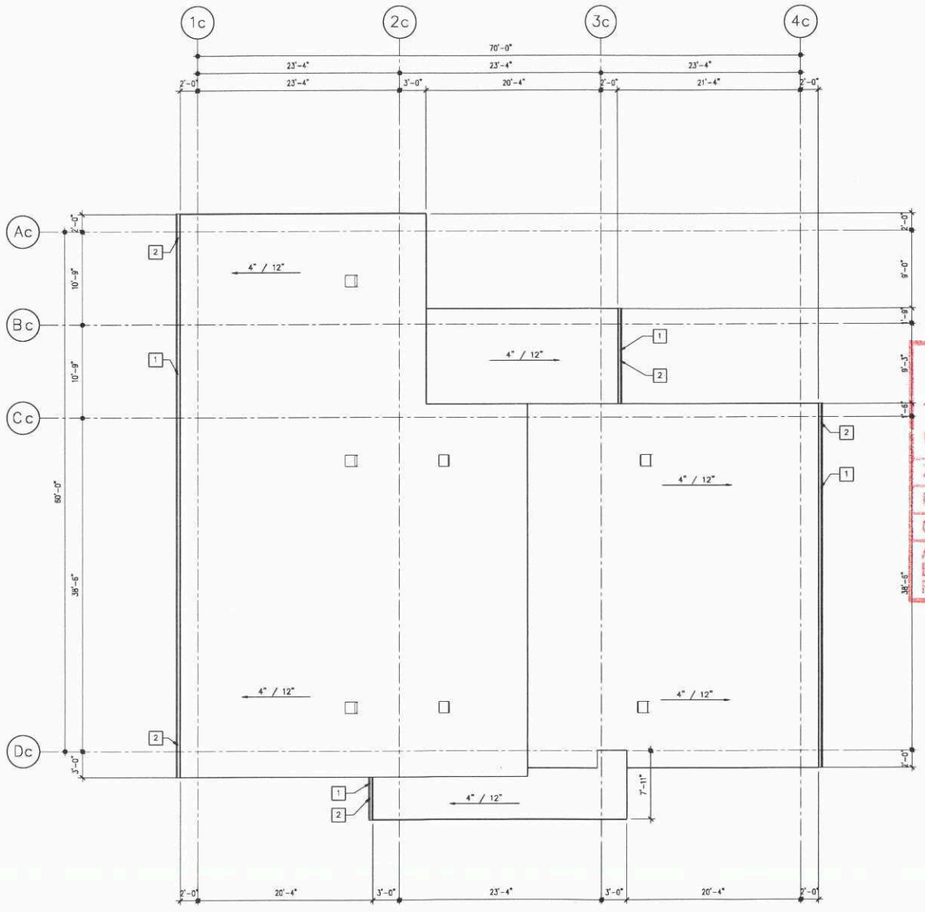

N

1 / A2.7 CRU ROOF PLAN
1/8" = 1'-0"

SCHEDULE "A" page 9 of 16
To Zoning Agreement DASZ 6/2012
By-Law No B/L 133/2012

ZONING OFFICER	Diana Lopez	NOV. 14, 2025
DISTRICT PLANNER		Dec 22/2025
COMMUNITY CLERK	Zjonahan	Jan 7/26
APPROVED FOR THE DIRECTOR OF PLANNING, PROPERTY & DEVELOPMENT		

Winnipeg

No:	Revision:	Date:	By:
2	ISSUED FOR REVIEW	25-10-20	ZN
1	ISSUED FOR PLAN APPROVAL	25-09-19	ZN

PRELIMINARY ONLY
NOT FOR CONSTRUCTION

Consultants:

AFFINITY [illegible]

Drawings and project manual, as instruments of service, are the property of the architect, the copyright in the same being reserved to him. No reproduction may be made without the permission of the architect, and when made must bear his name. All prints to be returned to the architect.
The contractor shall verify dimensions and data noted herein with conditions on the site and is held responsible for reporting any discrepancies to the architect for adjustment, prior to proceeding.

PROGRESSIVE REAL ESTATE

NEW APARTMENT & COMMERCIAL DEVELOPMENT
1269 ST. ANNE'S RD.
WINNIPEG, MB

CRU ROOF PLAN

Drawn by: JS Checked by: ZN

A2.7

Project No.: 23006 Date: SEPTEMBER 2025

***Please note: Approved plans are subject to any amendments or conditions made by Community Committee.**

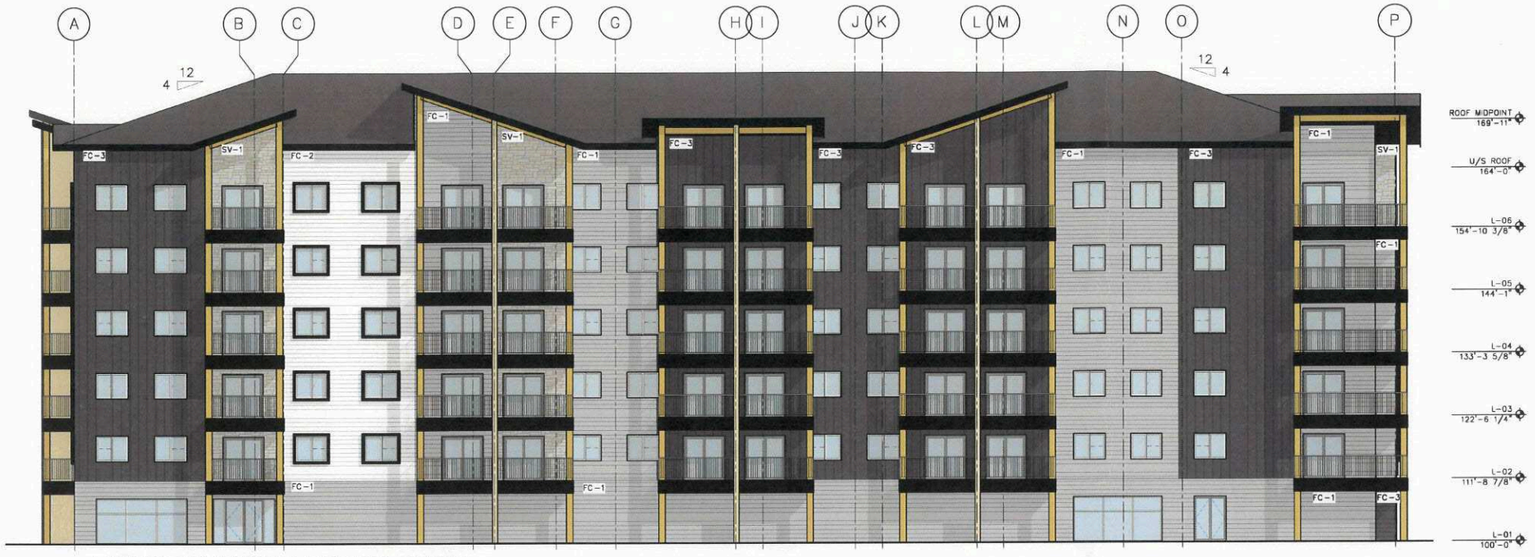

EXTERIOR BUILDING ELEVATION - SOUTH
3/32" = 1'-0"



EXTERIOR BUILDING ELEVATION - WEST
3/32" = 1'-0"

SCHEDULE "A" page 10 of 16
To Zoning Agreement DASZ 6/2012
By-Law No. B/L 133/2012
Winnipeg

ZONING OFFICER	Diana Lopez	NOV. 14, 2025
DISTRICT PLANNER	[signature]	Dec 22/25
COMMUNITY CLERK	Zomohan	Jan 7/26
APPROVED FOR THE DIRECTOR OF PLANNING, PROPERTY & DEVELOPMENT		

EXTERIOR FINISH LEGEND:

FIBRE CEMENT CLADDING

FC-1
- JAMES HARDIE LAP SIDING, AGED PEWTER
- COMPLETE WITH 3" CORNER TRIMS (AGED PEWTER) AND 3" WINDOW TRIMS (IRON GREY)

FC-2
- JAMES HARDIE LAP SIDING, ARCTIC WHITE
- COMPLETE WITH 3" CORNER TRIMS (ARCTIC WHITE) AND 3" WINDOW TRIMS (IRON GREY)

FC-3
- JAMES HARDIE FIBRE CEMENT BOARD & BATTEN, IRON GREY
- FACE-FASTENED WITH EASY TRIM ALUMINUM CORNER AND REVEAL TRIMS (COLOUR MATCH)

FC-4
- JAMES HARDIE FIBRE CEMENT PANEL, IRON GREY
- FACE-FASTENED WITH EASY TRIM ALUMINUM CORNER AND REVEAL TRIMS (BLACK)

STONE VENEER

SV-1
- ELDORADO STONE, SHASTA MOUNTAIN LEDGE

EXTERIOR PAINT

XP-1
- BLACK
- ALL EXTERIOR HOLLOW METAL DOORS

XP-2
- BLACK
- STRUCTURAL STEEL AND GUARDS

PREFINISHED METAL FLASHINGS

NOTE: CONSULT SECTION AND PLAN DETAIL DRAWINGS FOR ADDITIONAL MATERIAL SELECTIONS.

PF-01
- VICWEST, BLACK
- ROOF AND CANOPY FASCIA

PF-02
- LUX, BENT FLAT STOCK, HEMLOCK
- CANOPY COLUMNS AND BEAMS

ASPHALT SHINGLES

AS-1
- ARCHITECTURAL SHINGLES, BLACK

GENERAL NOTES - EXTERIOR:

1. SEE CIVIL, LANDSCAPE, STRUCTURAL, MECHANICAL, AND ELECTRICAL DRAWINGS FOR ADDITIONAL INFORMATION.
2. ALL EXTERIOR METALS (SUCH AS DOORS AND STRUCTURAL ANGLES) SHALL BE GALVANIZED AND SHALL BE PAINTED WHERE EXPOSED TO VIEW (TYPICAL).

KEYNOTES - EXTERIOR ELEVATION:

☐

No:	Revision:	Date:	By:
1	ISSUED FOR PLAN APPROVAL	25-09-19	ZN

PRELIMINARY ONLY
NOT FOR CONSTRUCTION

Consultants:

AFFINITY ARCHITECTURE INC.

Drawings and project manual, as instruments of service, are the property of the architect, the copyright in the same being reserved to him. No reproduction may be made without the permission of the architect, and when made must bear his name. All prints to be returned to the architect.
The contractor shall verify dimensions and data noted herein with conditions on the site and is held responsible for reporting any discrepancies to the architect for adjustment, prior to proceeding.

PROGRESSIVE REAL ESTATE

NEW APARTMENT & COMMERCIAL DEVELOPMENT
1269 ST. ANNE'S RD.
WINNIPEG, MB

EXTERIOR BUILDING ELEVATIONS

Drawn by: JS Checked by: ZN

A4.1

Project No: 23006 Date: SEPTEMBER 2025

***Please note: Approved plans are subject to any amendments or conditions made by Community Committee.**



EXTERIOR BUILDING ELEVATION - NORTH

3/32" = 1'-0"



EXTERIOR BUILDING ELEVATION - EAST

3/32" = 1'-0"

SCHEDULE "A" page 11 of 16

To Zoning Agreement DASZ 6/2012

By-Law No. BL 133/2012

ZONING OFFICER	Diana Lopez	NOV. 14, 2025
DISTRICT PLANNER		Dec 22/25
COMMUNITY CLERK	Zamohan	Jan 7/26
APPROVED FOR THE DIRECTOR OF PLANNING, PROPERTY & DEVELOPMENT		

Winnipeg

EXTERIOR FINISH LEGEND:

FIBRE CEMENT CLADDING

FC-1
- JAMES HARDIE LAP SIDING, AGED PEWTER
- COMPLETE WITH 3" CORNER TRIMS (AGED PEWTER) AND 3" WINDOW TRIMS (IRON GREY)

FC-2
- JAMES HARDIE LAP SIDING, ARCTIC WHITE
- COMPLETE WITH 3" CORNER TRIMS (ARCTIC WHITE) AND 3" WINDOW TRIMS (IRON GREY)

FC-3
- JAMES HARDIE FIBRE CEMENT BOARD & BATTEN, IRON GREY
- FACE-FASTENED WITH EASY TRIM ALUMINUM CORNER AND REVEAL TRIMS (COLOUR MATCH)

FC-4
- JAMES HARDIE FIBRE CEMENT PANEL, IRON GREY
- FACE-FASTENED WITH EASY TRIM ALUMINUM CORNER AND REVEAL TRIMS (BLACK)

STONE VENEER

SV-1
- ELDORADO STONE, SHASTA MOUNTAIN LEDGE

EXTERIOR PAINT

XP-1
- BLACK
- ALL EXTERIOR HOLLOW METAL DOORS

XP-2
- BLACK
- STRUCTURAL STEEL AND GUARDS

PREFINISHED METAL FLASHINGS

NOTE: CONSULT SECTION AND PLAN DETAIL DRAWINGS FOR ADDITIONAL MATERIAL SELECTIONS.

PF-01
- VICWEST, BLACK
- ROOF AND CANOPY FASCIA

PF-02
- LUX, BENT FLAT STOCK, HEMLOCK
- CANOPY COLUMNS AND BEAMS

ASPHALT SHINGLES

AS-1
- ARCHITECTURAL SHINGLES, BLACK

GENERAL NOTES - SITE PLAN RENOVATION:

1. SEE CIVIL, LANDSCAPE, STRUCTURAL, MECHANICAL, AND ELECTRICAL DRAWINGS FOR ADDITIONAL INFORMATION.
2. ALL EXTERIOR METALS (SUCH AS DOORS AND STRUCTURAL ANGLES) SHALL BE GALVANIZED AND SHALL BE PAINTED WHERE EXPOSED TO VIEW (TYPICAL).

KEYNOTES - EXTERIOR ELEVATION:

☐

No.	Revision:	Date:	By:
1	ISSUED FOR PLAN APPROVAL	25-09-19	ZN

PRELIMINARY ONLY
NOT FOR CONSTRUCTION

Consultants:

AFFINITY ARCHITECTURE
Unit 101 • 107 Bluffed Street • Winnipeg • Manitoba • R3H 0J1
Phone 204-488-6263 • Fax 204-488-6266 • info@affinityarch.com

Drawings and project manual, as instruments of service, are the property of the architect, the copyright in the same being reserved to him. No reproduction may be made without the permission of the architect, and when made must bear his name. All prints to be returned to the architect.
The contractor shall verify dimensions and data noted herein with conditions on the site and is held responsible for reporting any discrepancies to the architect for adjustment, prior to proceeding.

PROGRESSIVE REAL ESTATE

NEW APARTMENT & COMMERCIAL DEVELOPMENT
1269 ST. ANNE'S RD.
WINNIPEG, MB

EXTERIOR BUILDING ELEVATIONS

Drawn by: JS Checked by: ZN

A4.2

Project No: 23006 Date: SEPTEMBER 2025

***Please note: Approved plans are subject to any amendments or conditions made by Community Committee.**



1 / A4.3 CRU EXTERIOR BUILDING ELEVATION - SOUTH
3/32" = 1'-0"



2 / A4.3 CRU EXTERIOR BUILDING ELEVATION - NORTH
3/32" = 1'-0"



3 / A4.3 CRU EXTERIOR BUILDING ELEVATION - EAST
3/32" = 1'-0"



4 / A4.3 CRU EXTERIOR BUILDING ELEVATION - WEST
3/32" = 1'-0"

EXTERIOR FINISH LEGEND:

FIBRE CEMENT CLADDING

FC-1
- JAMES HARDIE LAP SIDING, AGED PEWTER
- COMPLETE WITH 3" CORNER TRIMS (AGED PEWTER) AND 3" WINDOW TRIMS (IRON GREY)

FC-2
- JAMES HARDIE LAP SIDING, ARCTIC WHITE
- COMPLETE WITH 3" CORNER TRIMS (ARCTIC WHITE) AND 3" WINDOW TRIMS (IRON GREY)

FC-3
- JAMES HARDIE FIBRE CEMENT BOARD & BATTEN, IRON GREY
- FACE-FASTENED WITH EASY TRIM ALUMINUM CORNER AND REVEAL TRIMS (COLOUR MATCH)

FC-4
- JAMES HARDIE FIBRE CEMENT PANEL, IRON GREY
- FACE-FASTENED WITH EASY TRIM ALUMINUM CORNER AND REVEAL TRIMS (BLACK)

STONE VENEER

SV-1
- ELDORADO STONE, SHASTA MOUNTAIN LEDGE

EXTERIOR PAINT

XP-1
- BLACK
- ALL EXTERIOR HOLLOW METAL DOORS

XP-2
- BLACK
- STRUCTURAL STEEL AND GUARDS

PREFINISHED METAL FLASHINGS

NOTE: CONSULT SECTION AND PLAN DETAIL DRAWINGS FOR ADDITIONAL MATERIAL SELECTIONS.

PF-01
- VICWEST, BLACK
- ROOF AND CANOPY FASCIA

PF-02
- LUX, BENT FLAT STOCK, HEMLOCK
- CANOPY COLUMNS AND BEAMS

ASPHALT SHINGLES

AS-1
- ARCHITECTURAL SHINGLES, BLACK

GENERAL NOTES - EXTERIOR:

1. SEE CIVIL, LANDSCAPE, STRUCTURAL, MECHANICAL, AND ELECTRICAL DRAWINGS FOR ADDITIONAL INFORMATION.
2. ALL EXTERIOR METALS (SUCH AS DOORS AND STRUCTURAL ANGLES) SHALL BE GALVANIZED AND SHALL BE PAINTED WHERE EXPOSED TO VIEW (TYPICAL).

KEYNOTES - EXTERIOR ELEVATION:

1 PREFINISHED METAL GUTTER. COLOUR SELECTION BY OWNER.

2 PREFINISHED METAL DOWNSPOUT C/W DOWNSPOUT EXTENSION MIN. 6' F/O BUILDING. (ALSO KNOWN AS RAIN WATER LEADER/RWL)

SCHEDULE "A" page 12 of 16
To Zoning Agreement DASZ 6/2012
By-Law No. BL 133/2012
Winnipeg

ZONING OFFICER	Diana Lopez	NOV. 14, 2025
DISTRICT PLANNER		Dec 22/25
COMMUNITY CLERK		Jan 7/26
APPROVED FOR THE DIRECTOR OF PLANNING, PROPERTY & DEVELOPMENT		

No.:	Revision:	Date:	By:
2	ISSUED FOR REVIEW	25-10-20	ZN
1	ISSUED FOR PLAN APPROVAL	25-09-19	ZN

PRELIMINARY ONLY
NOT FOR CONSTRUCTION

Consultants:

AFFINITY ARCHITECTURE Inc.
Unit 101 • 107 Medland Street • Winnipeg • Manitoba • R3M 0J1
Phone 204-453-0707 • Fax 204-453-0708 • info@affinityarch.com

Drawings and project manual, as instruments of service, are the property of the architect, the copyright in the same being reserved to him. No reproduction may be made without the permission of the architect, and when made must bear his name. All prints to be returned to the architect.
The contractor shall verify dimensions and data noted herein with conditions on the site and is held responsible for reporting any discrepancies to the architect for adjustment, prior to proceeding.

PROGRESSIVE REAL ESTATE

NEW APARTMENT & COMMERCIAL DEVELOPMENT
1269 ST. ANNE'S RD.
WINNIPEG, MB

CRU EXTERIOR BUILDING ELEVATION

Drawn by: JS Checked by: ZN

A4.3

Project No.: 23006 Date: SEPTEMBER 2025

***Please note: Approved plans are subject to any amendments or conditions made by Community Committee.**

SCHEDULE "A" page 13 of 16
To Zoning Agreement DAGB 6/2012
By-Law No. B/L 133/2012
ZONING Diana Lopez NOV. 14, 2025
DISTRICT Dec 22/25
COUNCIL Jonathan Jan 7/26
APPROVED DIRECTOR PROPERTY

Winnipeg

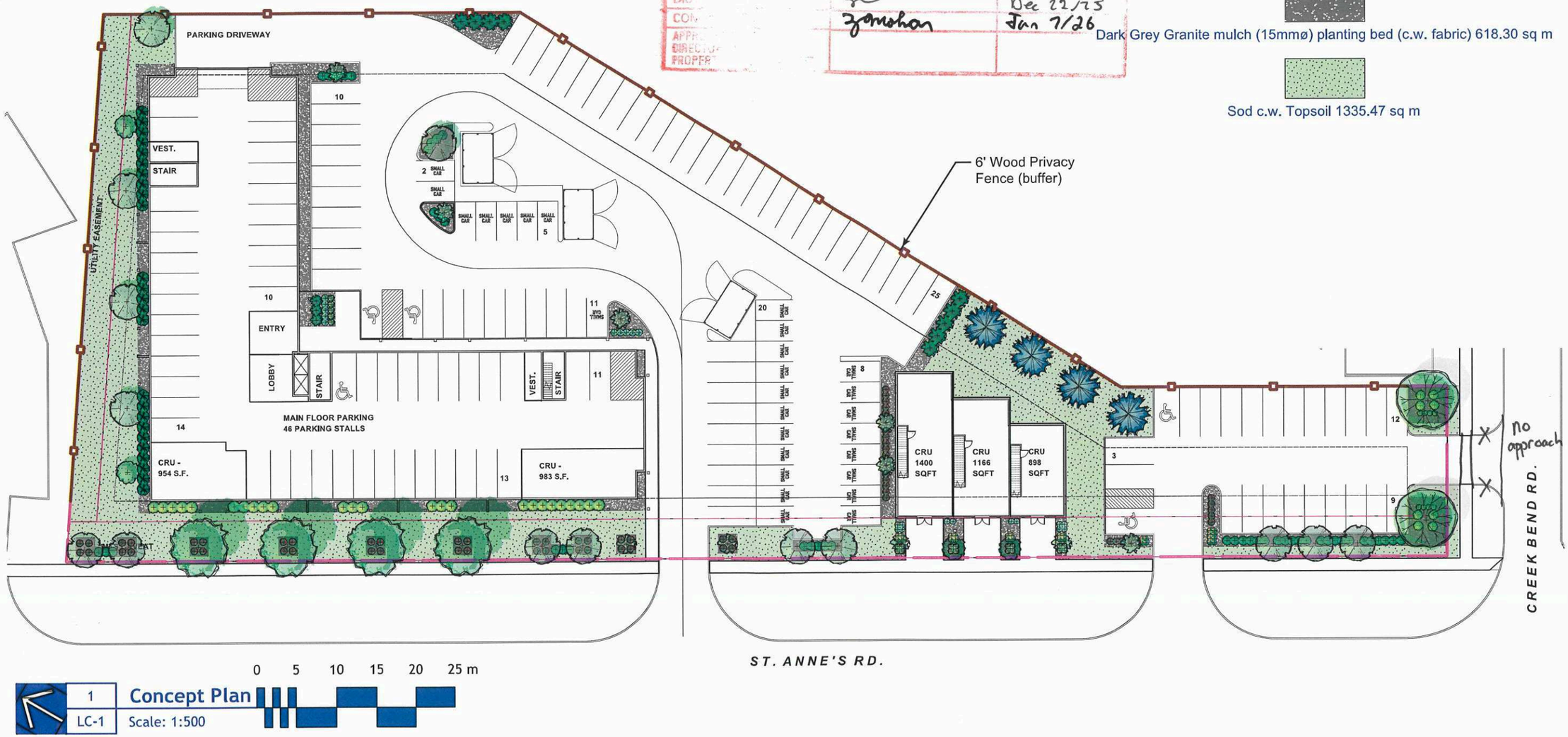

Landscape Surface Legend

Note: Quantities shown are approximate only.
Bidders/Contractors should not rely on them but are advised to conduct their own quantity takeoff.

Dark Grey Granite mulch (15mmø) planting bed (c.w. fabric) 618.30 sq m

Sod c.w. Topsoil 1335.47 sq m

No.	Date	Issue Notes
A	2025-09-19	Plan Approval

Drawing No.

LC-1 *of* 4

NEW APARTMENT
1269 ST. ANNE'S RD., WPG
Landscape Concept

LAND FORUM
LANDSCAPE ARCHITECTS

***Please note: Approved plans are subject to any amendments or conditions made by Community Committee.**

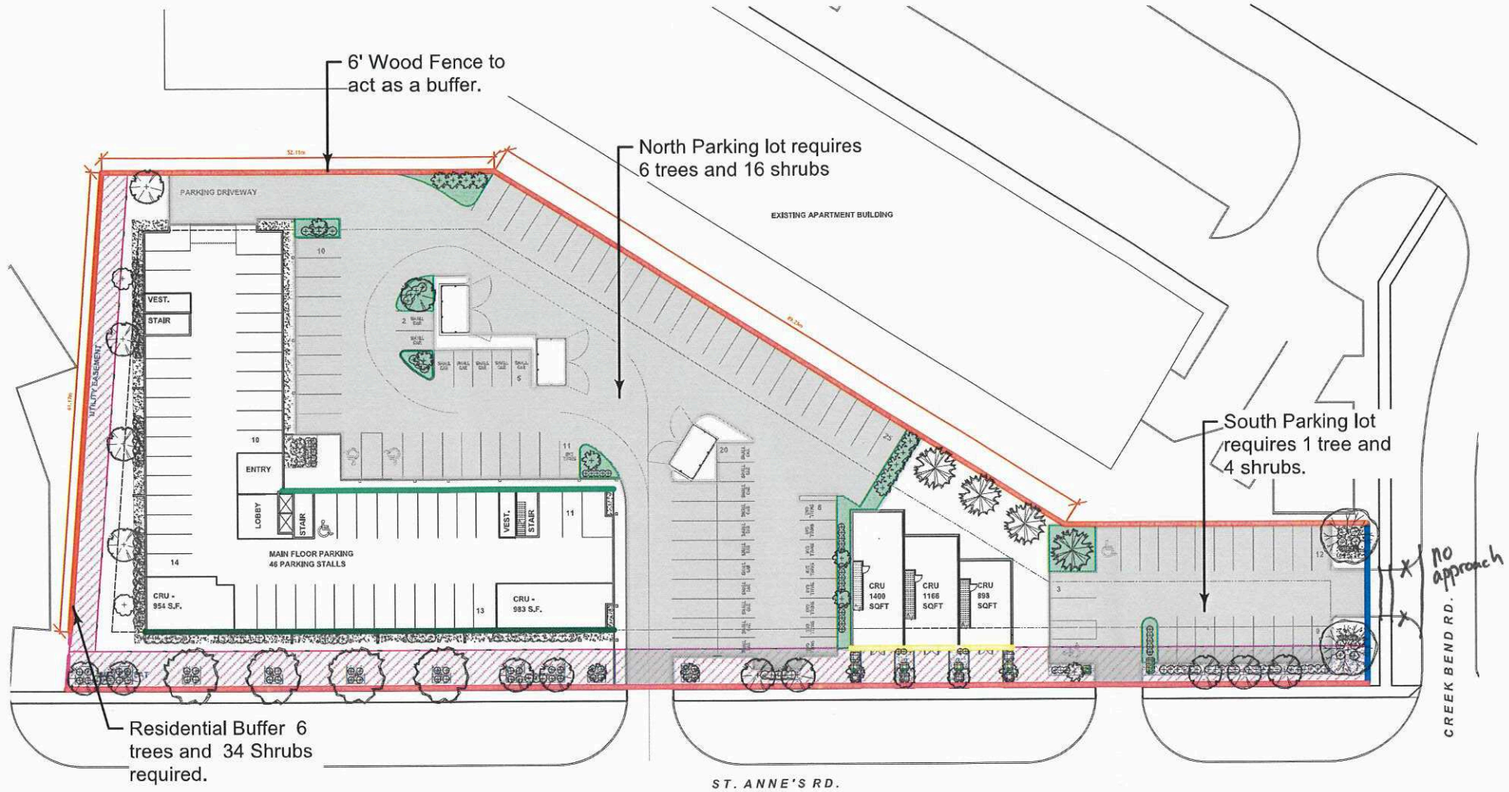

1 LC-2 **Zoning Analysis Plan**
Scale: 1:750

0 5 10 15 20 25 m

SCHEDULE "A" page 14 of 16
To Zoning Agreement DAS2 6/2012
By-Law No. B/L 133/2012
ZONING OFFICER Diana Lopez — NOV. 14, 2025
DISTRICT PLANNER — Dec 22 2025
COMMUNITY CLERK — Jan 7/26
APPROVED FOR THE DIRECTOR OF PLANNING, PROPERTY & DEVELOPMENT
Winnipeg

City of Winnipeg Zoning Requirements

190 (2) Street Edge Landscaping

Street Frontage

St. Anne's Rd. — 569 Lin ft.

	Required	Proposed
Trees	19	20
Shrubs	84	92

Creek Bend Dr. — 69 Lin ft.

	Required	Proposed
Trees	2	2
Shrubs	9	16

190 (5) Building Foundation Landscaping (outside of urban infill

Facade Facing Street

North Building — 203 Lin Ft.

	Required	Proposed
Shrubs	20	25

South Building — 70 Lin Ft.

	Required	Proposed
Shrubs	7	12

Principle Entry

North Building — 142 Lin Ft.

	Required	Proposed
Shrubs	14	18

190 (6) Parking lot Interior Landscaping

Gross Parking Lot Area — 40941 Sq. Ft.

Required Landscape Area

	Required	Proposed
	2047	2152
Trees	7	7
Shrubs	20	41

No.	Date	Issue Notes
A	2025-09-19	Plan Approval

Drawing No. LC-2 *of* 4

NEW APARTMENT
1269 ST. ANNE'S RD., WPG
Landscape Zoning Analysis

LAND FORUM
LANDSCAPE ARCHITECTS

*Please note: Approved plans are subject to any amendments or conditions made by Community Committee.

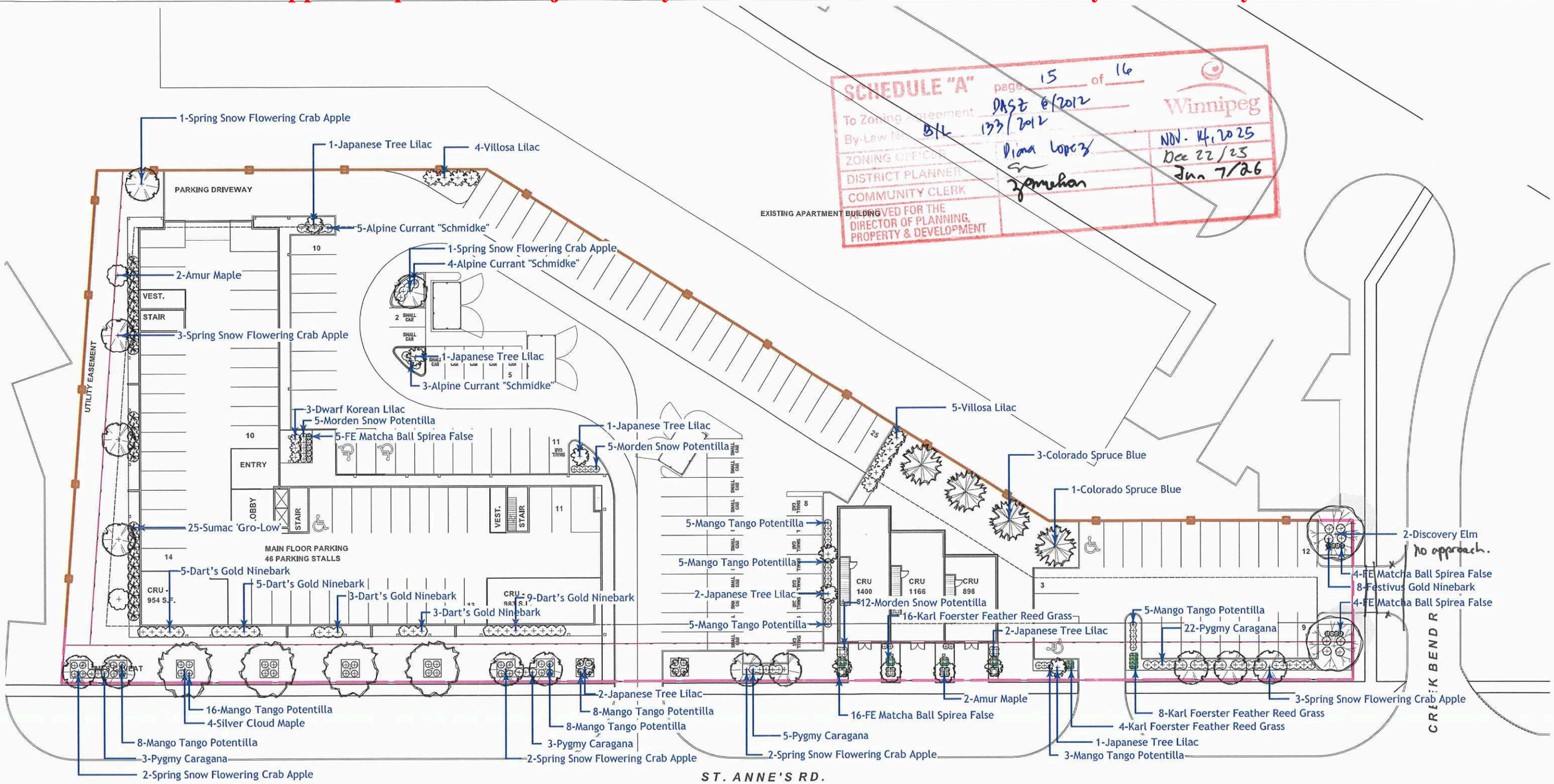

No.	Date	Issue Notes
A	2025-09-19	Plan Approval

Drawing No.

LC-3 of 4

NEW APARTMENT
1269 ST. ANNE'S RD., WPG
Planting Plan

LANDFORUM
LANDSCAPE ARCHITECTS

***Please note: Approved plans are subject to any amendments or conditions made by Community Committee.**

Plant Schedule

Common Name	Botanical Name	Qty	Scheduled Size (Containerized trees will not be accepted)
Evergreen Trees			
Colorado Spruce Blue	Picea pungens	4	2.4 m ht. 90 cm dia. root ball., evenly branched, full bushy trees, no broken leaders, well branched to grade, balled & burlapped or tree mover; wire basket. Guy wire
Trees			
Amur Maple	Acer ginnala	4	65 mm ø 2.4-3.0m height, 10 major branches 1.75m above grade, balled & burlapped or tree mover; wire basket. Double stake where required.
Silver Cloud Maple	Acer saccharinum 'Silver Cloud'	4	65 mm ø 4.0-4.5m height, 75 cm dia. root ball, 12 major branches, 2.0m above grade, balled & burlapped or tree mover; wire basket. Double stake where required.
Spring Snow Flowering Crab Apple	Malus baccata 'Spring Snow'	14	65 mm ø 3.0-3.5m height, 75 cm dia. root ball, 12 major branches, 2.0m above grade, balled & burlapped or tree mover; wire basket. Double stake where required.
Japanese Tree Lilac	Syringa reticulata	10	65 mm ø 3.0-3.5m height, 75 cm dia. root ball, 12 major branches, 2.0m above grade, balled & burlapped or tree mover; wire basket. Double stake where required.
Discovery Elm	Ulmus davidiania japonica 'Discovery'	2	65 mm ø 4.0-4.5m height, 75 cm dia. root ball, 12 major branches, 2.0m above grade, balled & burlapped or tree mover; wire basket. Double stake where required.
Shrubs			
Pygmy Caragana	Caragana pygmae	33	45 cm ht. 4 minimum major basal branches. Well formed, bushy plants. 2 gallon container stock.
Festivus Gold Ninebark	Physocarpus opulifolius 'Bert Dart's Gold'	8	60 cm ht. 4 minimum major basal branches. Well formed, bushy plants. 2 gallon container stock.
Dart's Gold Ninebark	Physocarpus opulifolius 'Dart's Gold'	25	45 cm ht. 4 minimum major basal branches. Well formed, bushy plants. 2 gallon container stock.
Mango Tango Potentilla	Potentilla fruticosa 'Mango Tango'	63	45 cm ht. 4 minimum major basal branches. Well formed, bushy plants. 2 gallon container stock.
Morden Snow Potentilla	Potentilla fruticosa 'Morden Snow'	22	45 cm ht. 4 minimum major basal branches. Well formed, bushy plants. 2 gallon container stock.
Sumac 'Gro-Low'	Rhus aromatica 'Gro-Low'	25	45 cm ht. 4 minimum major basal branches. Well formed, bushy plants. 2 gallon container stock.
Alpine Currant "Schmidke"	Ribes alpinum	12	45 cm ht. 4 minimum major basal branches. Well formed, bushy plants. 2 gallon container stock.
FE Matcha Ball Spirea False	Sorbaria sorbifolia 'Levgreen'	29	45 cm ht. 4 minimum major basal branches. Well formed, bushy plants. 2 gallon container stock.
Dwarf Korean Lilac	Syringa meyeri 'Palibin'	3	60 cm ht. 4 minimum major basal branches. Well formed, bushy plants. 2 gallon container stock.
Villosa Lilac	Syringa prestonae	9	60 cm ht. 4 minimum major basal branches. Well formed, bushy plants. 2 gallon container stock.
Evergreen Shrubs			
Perennials			
Ornamental Grasses			
Karl Foerster Feather Reed Grass	Calamagrostis x acutiflora 'Karl Foerster'	28	Large Pot 2 yr. plant
Ferns / Mosses			
Vines			
Aquatic Plants			
Total Plants on Schedule		295	
Total Plants in Drawing		295	

SCHEDULE "A" page 16 of 16
To Zoning Agreement DATED 6/2012
By-Law No. B/L 137/2012 Winnipeg

ZONING OFFICER	Diana Lopez	NOV. 14, 2025
DISTRICT PLANNER		Dec 22/25
COMMUNITY CLERK	Zymohan	Jan 7/26
APPROVED FOR THE DIRECTOR OF PLANNING, PROPERTY & DEVELOPMENT		

No.	Date	Issue Notes
A	2025-09-19	Plan Approval

Drawing No.

LC-4 of 4

NEW APARTMENT
1269 ST. ANNE'S RD., WPG
Plant Schedule

LAND FORUM
LANDSCAPE ARCHITECTS