*Please note: ~~Approved plans are subject to any amendments or conditions made by Community Committee.~~

SCHEDULE "A" page 1 of 20

To Zoning Agreement DAZ 33/2012

By-Law No. BL-68/2013

Winnipeg

ZONING OFFICER	Diana Lopez	Jan. 6, 2026
DISTRICT PLANNER	B. Gaylston	Feb 11, 2026
COMMUNITY CLERK		Feb 04/26
APPROVED FOR THE DIRECTOR OF PLANNING PROPERTY & DEVELOPMENT		

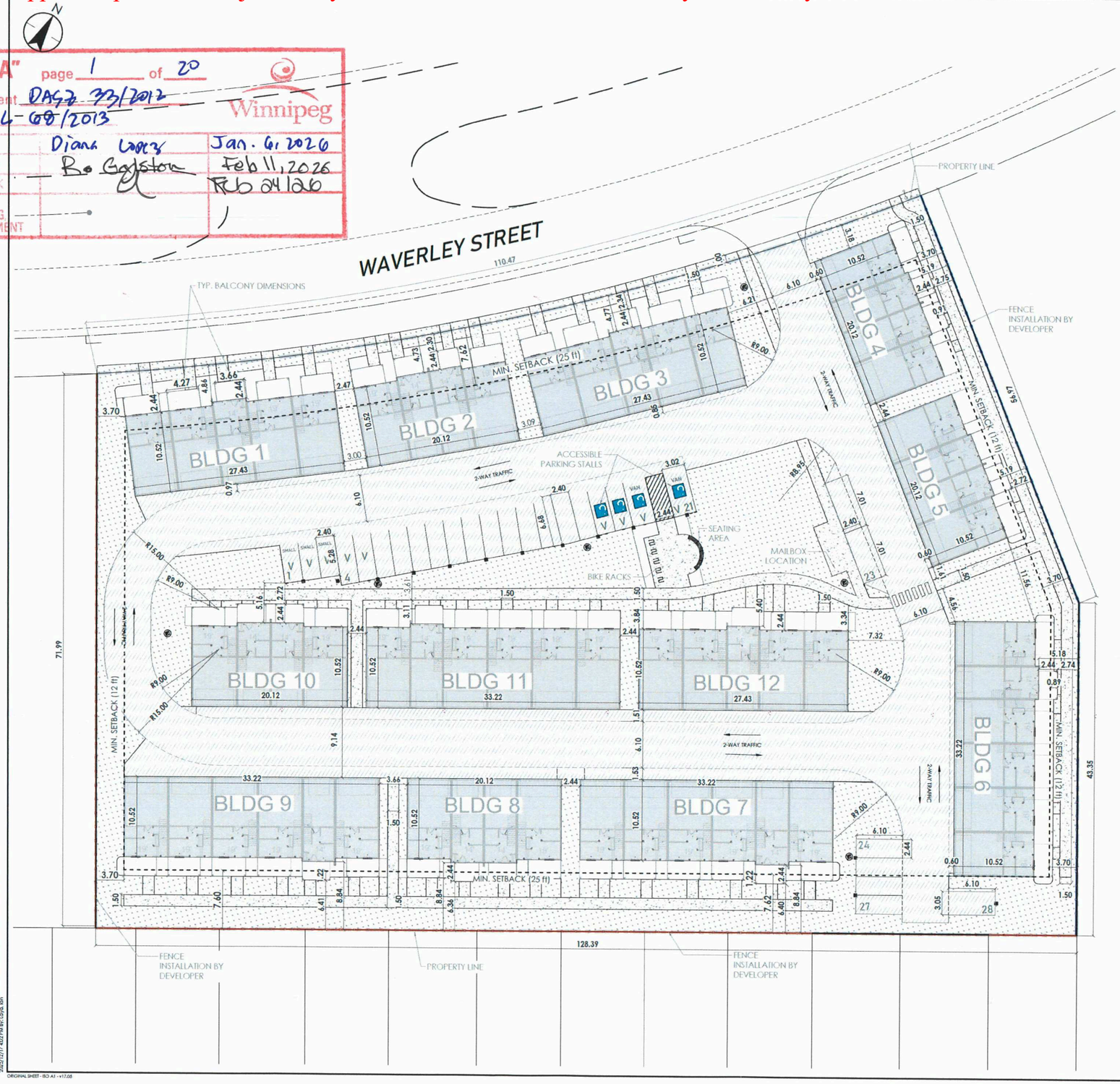

SUMMARY TABLE

BLDG 1
UNITS = 5
FOOTPRINT AREA= 290.60 SQ.M

BLDG 2
UNITS = 4
FOOTPRINT AREA= 215.53 SQ.M

BLDG 3
UNITS = 5
FOOTPRINT AREA= 290.60 SQ.M

BLDG 4
UNITS = 4
FOOTPRINT AREA= 215.53 SQ.M

BLDG 5
UNITS = 4
FOOTPRINT AREA= 290.60 SQ.M

BLDG 6
UNITS = 6
FOOTPRINT AREA= 351.54 SQ.M

BLDG 7
UNITS = 6
FOOTPRINT AREA= 351.54 SQ.M

BLDG 8
UNITS = 4
FOOTPRINT AREA= 215.53 SQ.M

BLDG 9
UNITS = 6
FOOTPRINT AREA= 351.54 SQ.M

BLDG 10
UNITS = 4
FOOTPRINT AREA= 215.53 SQ.M

BLDG 11
UNITS = 6
FOOTPRINT AREA= 351.54 SQ.M

BLDG 12
UNITS = 5
FOOTPRINT AREA= 290.60 SQ.M

BALCONY SIZES
3.66 m x 2.44 m
4.27 m x 2.44 m

PARKING STALLS
TOTAL OUTDOOR PARKING STALLS = 28
- REGULAR STALLS= 19
- ACCESSIBLE STALLS= 4
  --- ACCESSIBLE VAN PARKING= 2
- SMALL VEHICLE STALLS= 3
- SHORT-TERM PARKING STALLS= 2

TOTAL INDOOR PARKING STALLS = 101
- SINGLE GARAGES, 2.7 m WIDTH = 17
- DOUBLE GARAGES, 4.8 m WIDTH = 42

TOTAL VISITOR PARKING STALLS= 9

PARKING STALLS DIMENSIONS
REGULAR PARKING STALLS = 2.40 m x 6.68 m
SOUTH PARKING AREA (REGULAR STALLS) = 2.44 m x 6.10 m
SMALL VEHICLE STALLS= 2.40 m x 5.28 m
REGULAR ACCESSIBLE PARKING STALLS= 2.40 m x 6.68 m
ACCESSIBLE VAN PARKING STALLS= 3.02 m x 6.68 m

BIKE STALLS
5 BIKE RACKS (3-4 BIKES CAPACITY EACH) = 15-20 STALLS

DRIVING AISLE WIDTH
DRIVING AISLE = 6.10 m

TOTAL UNITS = 59

TOTAL FOOTPRINT AREA = 3,430.60 SQ.M

PARCEL AREA = 10,197.84 SQ. M

WARNING

IF POWER EQUIPMENT OR EXPLOSIVES ARE TO BE USED FOR EXCAVATION ON THIS PROJECT THE CONTRACTOR MUST:
1) NOTIFY THE GAS COMPANY OF THE PROPOSED LOCATION OF EXCAVATION.
2) TAKE PRECAUTION TO AVOID DAMAGE TO GAS COMPANY INSTALLATIONS.
SEE PROVNCIAL REGULATION 140/92 FOR DETAILS

METRIC

WHOLE NUMBERS INDICATE MILLIMETRES
DECIMALIZED NUMBERS INDICATE METRES

Stantec

Stantec Consulting Ltd.
Suite 500, 311 Portage Avenue
Winnipeg MB Canada R3B 2B9
Tel. 204.489.5900 Fax. 204.453.9012
www.stantec.com

Copyright Reserved

The Contractor shall verify and be responsible for all dimensions. DO NOT scale the drawing - any errors or omissions shall be reported to Stantec without delay.
The Copyrights to all designs and drawings are the property of Stantec. Reproduction or use for any purpose other than that authorized by Stantec is forbidden.

Legend

- CONCRETE PAVING
- TOPSOIL AND SOD
- PLANTING BED
- ASPHALT SURFACE, SEE CIVIL
- WOOD FENCE
- METAL ORNAMENTAL FENCE
- LIGHT POLE
- PARKING BOLLARD

Notes

4				
3				
2				
1				
0 ISSUED FOR PERMIT	LL	D.B	Appd.	2025.12.17 YY.MM.DD
Revision		By		
E				
D				
C				
B				
A				
Issued		By	Appd.	YY.MM.DD
File Name: 10555_L-101_v2	Dwn.	Chkd.	Dsgn.	25.12.17 YY.MM.DD

Permit-Seal

Client/Project
DAYTONA HOUSING (SOLARA) LP

SOLARA

Winnipeg, Manitoba

Title
SITE PLAN

Project No.	Scale
116810555	1:250 (0, 2.5, 7.5, 12.5m)
Drawing No.	Sheet / Revision
L-101	1 of 4 / 0

L:\116810555\CAD_drawings\L000_Jhenel_Bino\09_Landscape\10555_L-101_V2.dwg L-101 SITE PLAN
2025/12/17 4:52 PM By: Clyde Ion
ORIGINAL SHEET - ISO A1 - v17.05

*Please note: Approved plans are subject to any amendments or conditions made by Community Committee.

SCHEDULE "A" page 2 of 20
To Zoning Agreement D457 33/2012
By-Law No. B/L 68/2013

ZONING OFFICER	Diana Lopez	Jan. 6, 2026
DISTRICT PLANNER	R. Gogolston	Feb 11, 2026
COMMUNITY CLERK		Feb 24/26
APPROVED FOR THE DIRECTOR OF PLANNING, PROPERTY & DEVELOPMENT		

EX 450 WWS

Winnipeg

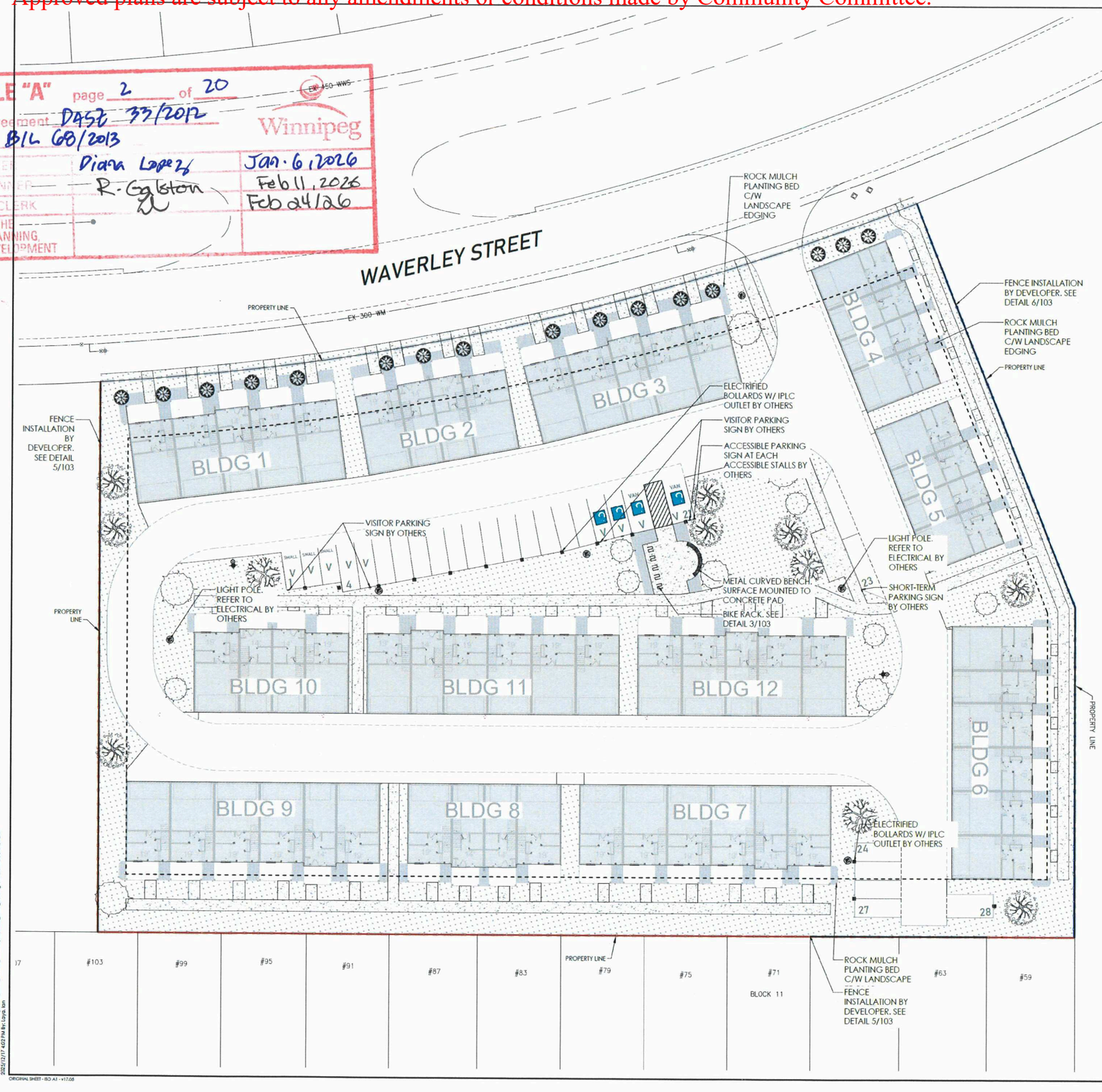

N

ZONING PLANTING REQUIREMENT

STREET EDGE LANDSCAPING (ZONING BY-LAW 2006.200 (190.2)

WAVERLEY STREET
MEASURED FRONTAGE = 110m / 361 ft.

TREES (1 per 9.14m / 30 ft. FRONTAGE) :
REQUIRED = 12
PROVIDED = 16
SHRUBS (3 per 6.10m / 20 ft. FRONTAGE) :
REQUIRED = 55
PROVIDED = 68

BY-LAW REQUIREMENT SUMMARY

TOTAL TREES REQUIRED = 12
TOTAL TREES PROVIDED = 16

TOTAL SHRUBS REQUIRED = 55
TOTAL SHRUBS PROVIDE = 68

WARNING

IF POWER EQUIPMENT OR EXPLOSIVES ARE TO BE USED FOR EXCAVATION ON THIS PROJECT THE CONTRACTOR MUST:
1) NOTIFY THE GAS COMPANY OF THE PROPOSED LOCATION OF EXCAVATION.
2) TAKE PRECAUTION TO AVOID DAMAGE TO GAS COMPANY INSTALLATIONS.
SEE PROVINCIAL REGULATION 140/92 FOR DETAILS

METRIC

WHOLE NUMBERS INDICATE MILLIMETRES
DECIMALIZED NUMBERS INDICATE METRES

Stantec

Stantec Consulting Ltd.
Suite 500, 311 Portage Avenue
Winnipeg MB Canada R3B 2B9
Tel. 204.489.5900 Fax. 204.453.9012
www.stantec.com

Copyright Reserved

The Contractor shall verify and be responsible for all dimensions. DO NOT scale the drawing - any errors or omissions shall be reported to Stantec without delay. The Copyrights to all designs and drawings are the property of Stantec. Reproduction or use for any purpose other than that authorized by Stantec is forbidden.

Legend

- CONCRETE PAVING
- TOPSOIL AND SOD
- PLANTING BED
- WOOD FENCE
- METAL ORNAMENTAL FENCE
- LIGHT POLE
- PARKING BOLLARD

Notes

4			
3			
2			
1			
0 ISSUED FOR PERMIT	LL	D.B	2025.12.17
Revision	By	Appd.	YY.MM.DD
E			
D			
C			
B			
A			
Issued	By	Appd.	YY.MM.DD
File Name: 10555_L-101_v2	Dwn.	Chkd.	25.12.17 YY.MM.DD
		Dsgn.	

Permit-Seal

Client/Project
DAYTONA HOUSING (SOLARA) LP

SOLARA

Winnipeg, Manitoba

Title
LANDSCAPE SITE PLAN

Project No.	Scale	
116810555	1:250	0 2.5 7.5 12.5m
Drawing No.	Sheet	Revision
L-102	2 of 4	0

U:\116\10555\300_drawing\300_drawing\Land_files\09_landscape\10555_L-101_V2.dwg L-102-LANDSCAPE PLAN 2025/12/17 4:57 PM By: Cayla Ion

ORIGINAL SHEET - ISO A1 - V17.05

*Please note: Approved plans are subject to any amendments or conditions made by Community Committee.

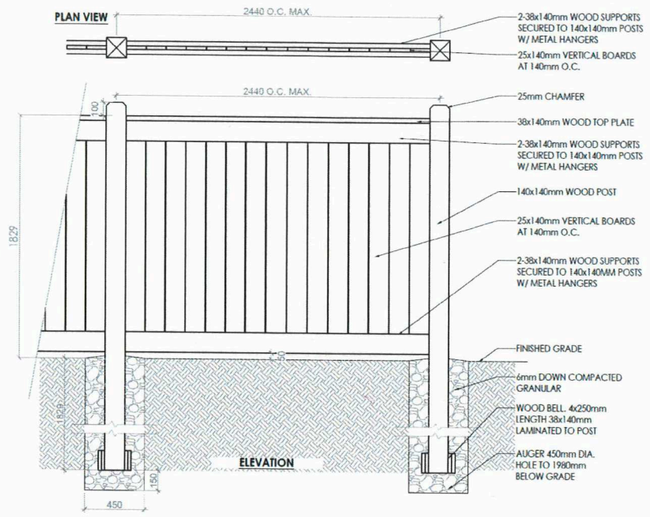

5/103 **WOOD FENCE** 1:20

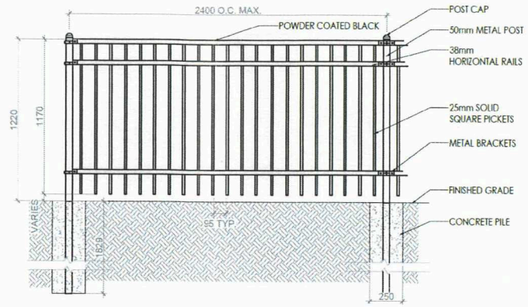

6/103 **METAL ORNAMENTAL PICKET FENCE** 1:20

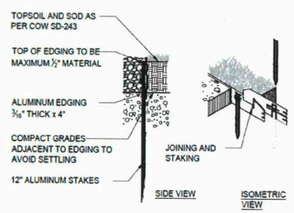

NOTES:
1. INSTALL PER MANUFACTURER'S INSTRUCTIONS
2. 8'-0" SECTIONS TO INCLUDE (3) 12" ALUMINUM STAKES.
3. 16'-0" SECTIONS TO INCLUDE (5) 12" ALUMINUM STAKES.

2/103 **LANDSCAPE EDGING** 1:50

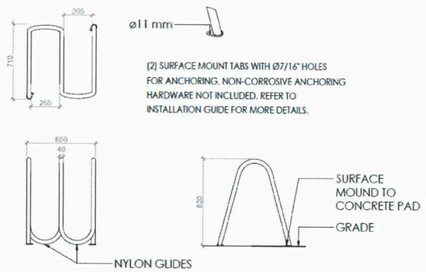

3/103 **FLO BIKE RACK** 1:25

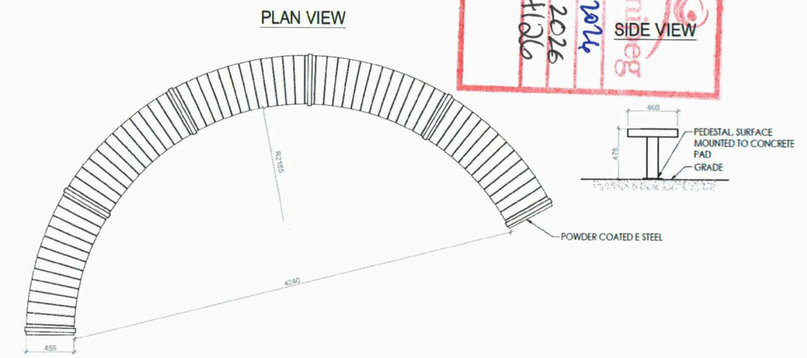

4/103 **METAL CURVED BENCH** 1:25

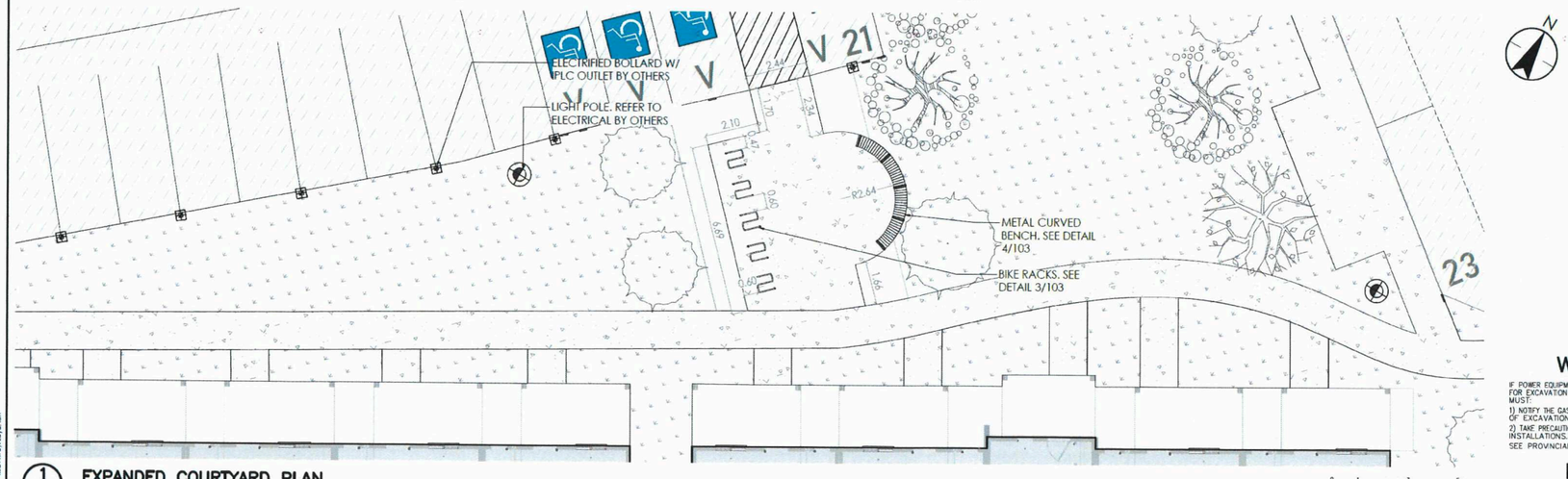

1/103 **EXPANDED COURTYARD PLAN** 1:100

1:100

WARNING

IF POWER EQUIPMENT OR EXPLOSIVES ARE TO BE USED FOR EXCAVATION ON THIS PROJECT THE CONTRACTOR MUST:
1) NOTIFY THE GAS COMPANY OF THE PROPOSED LOCATION OF EXCAVATION.
2) TAKE PRECAUTION TO AVOID DAMAGE TO GAS COMPANY INSTALLATIONS.
SEE PROVINCIAL REGULATION 140/92 FOR DETAILS

METRIC

WHOLE NUMBERS INDICATE MILLIMETRES
DECIMALIZED NUMBERS INDICATE METRES

SCHEDULE "A" page 3 of 20
To Zoning Agreement Dated 33/2021
By-Law No. 60/2021
ZONING DISTRICT BP
COMMUNITY CLERK
APPROVED FOR THE DIRECTOR OF PLANNING PROPERTY & DEVELOPMENT
Plan Login R. Gaikstern Jan. 6, 2026 Feb 11, 2026 Feb 24/26
Winnipeg

Stantec

Stantec Consulting Ltd.
Suite 500, 311 Portage Avenue
Winnipeg MB Canada R3B 2B9
Tel. 204.489.5900 Fax. 204.453.9012
www.stantec.com

Copyright Reserved
The Contractor shall verify and be responsible for all dimensions. DO NOT scale the drawing - any errors or omissions shall be reported to Stantec without delay.
The Copyrights to all designs and drawings are the property of Stantec. Reproduction or use for any purpose other than that authorized by Stantec is forbidden.

Legend

- CONCRETE PAVING
- TOPSOIL AND SOD
- PLANTING BED
- ASPHALT SURFACE. SEE CIVIL
- WOOD FENCE
- METAL ORNAMENTAL FENCE
- LIGHT POLE
- PARKING BOLLARD

Notes

4			
3			
2			
1			
0 ISSUED FOR PERMIT	LL	D.B	2025.12.17
Revision	By	Appd.	YY.MM.DD
E			
D			
C			
B			
A			
Issued	By	Appd.	YY.MM.DD
File Name: 10555_L-101_v2	Dwn.	Chkd.	25.12.17
		Dsgn.	YY.MM.DD

Permit-Seal

Client/Project
DAYTONA HOUSING (SOLARA) LP

SOLARA

Winnipeg, Manitoba

Title
EXPANDED PLAN AND DETAILS

Project No.	Scale	
116810555	AS SHOWN	
Drawing No.	Sheet	Revision
L-103	3 of 4	0

U:\116810555\CAD\drawing\L000_sheet_files\09_landscape\10555_L-101_12.dwg L-103 - P-D 2025/12/17 4:07 PM by Loryn Ion
ORIGINAL SHEET - ISO A1 - v17.05

*Please note: Approved plans are subject to any amendments or conditions made by Community Committee.

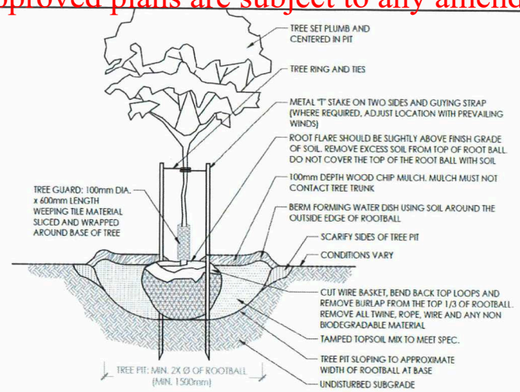

TREE PLANTING NOTES:

1. LAYOUT OF PLANT MATERIAL TO BE APPROVED BY CONSULTANT PRIOR TO INSTALLATION.
2. PIT TO BE DUG WITH BACK HOE NOT TREE SPADE.
3. CONTRACTOR TO ENSURE 'T'-BARS DO NOT PENETRATE ROOT BALL.
4. SECURE 'T'-BARS TO TREE @ APPROX. 2/3 TOTAL TREE HEIGHT ABOVE FIN. GRADE.
5. TREE SHALL BE PRUNED IMMEDIATELY AFTER PLANTING TO REMOVE DEAD, BROKEN, DISEASED, DYING OR RUBBING BRANCHES. CO-DOMINANT STEMS LESS THAN 100mm (4") DIA. AT THE FORKS SHALL BE PRUNED OFF AND ONE MAIN STEM SHOULD REMAIN. TREE TOPPING OR HEADING IS NOT PERMITTED AT ANY TIME.
6. STAKES & TIES TO BE REMOVED BY CONTRACTOR AT END OF MAINTENANCE PERIOD AND UPON ACCEPTANCE BY CONSULTANT
7. MULCH SHALL CONSIST OF CHIPS NOT LESS THAN 15mm NOT LARGER THAN 75mm IN SIZE AND NOT MORE THAN 20mm THICK.
8. LANDSCAPE ARCHITECT TO INSPECT TREE INSTALLATIONS TO CONFIRM PROPER DEPTH OF PLANTING.
9. ALSO REFER TO CITY OF WINNIPEG TREE PLANTING AND MAINTENANCE SPECIFICATION.

2/104 TREE PLANTING 1:25

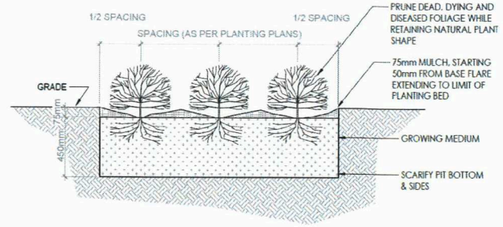

3/104 SHRUB PLANTING 1:25

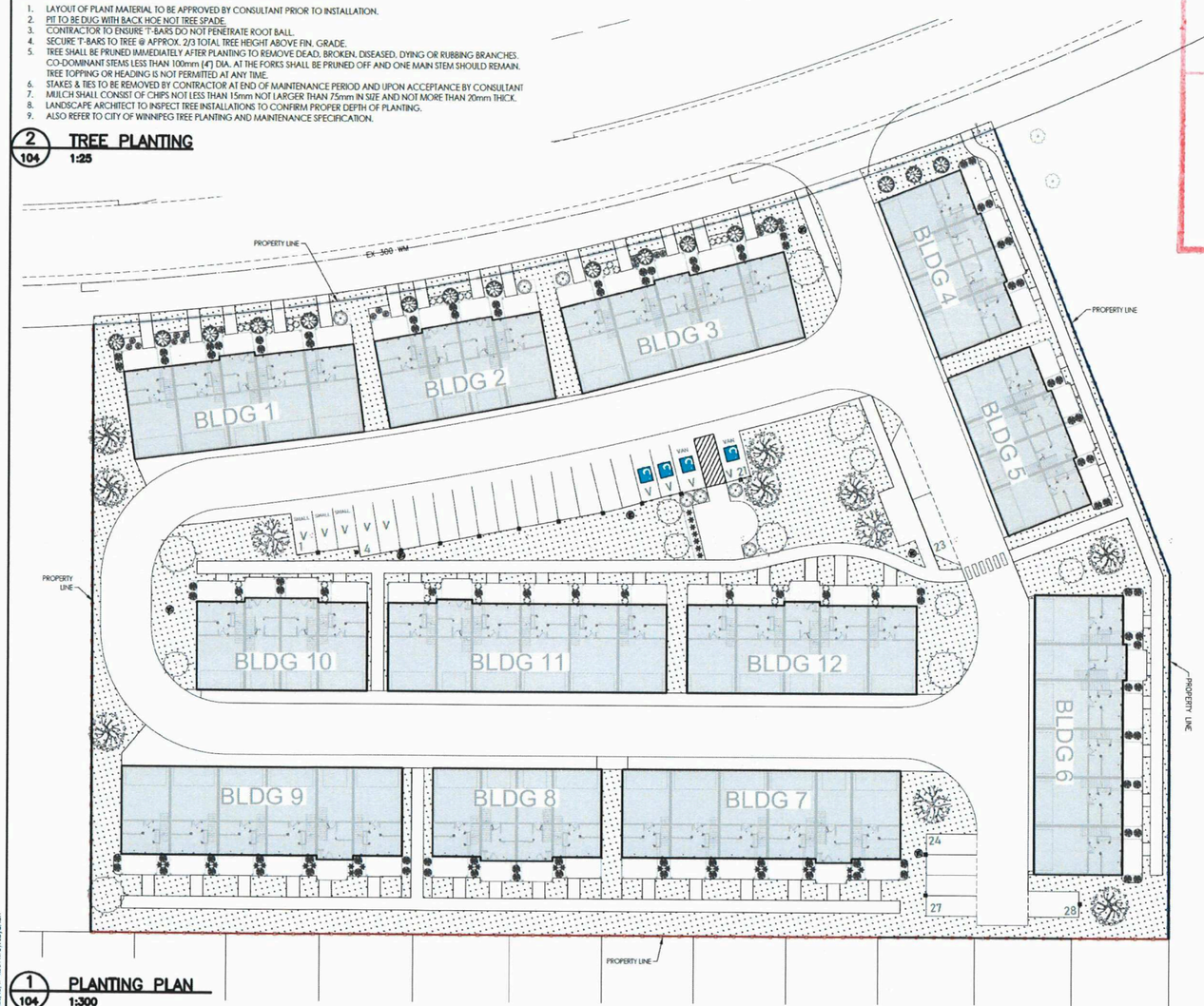

1/104 PLANTING PLAN 1:300

ORIGINAL SHEET - ISO A1 - v17.05

L:\116810555\03500_drawings\03502_sheet_files\09_landscape\116810555_L-101_v2.dwg L-104 - PLAN.DET
2025/12/17 4:03 PM By Loya, Ian

SCHEDULE "A" To Zoning Agreement By-Law No. 8/L 60/2003
APPROVED FOR THE DIRECTOR OF PLANNING, PROPERTY & DEVELOPMENT
COMMUNITY CLERK
DISTRICT PLANNER
ZONING
Diana Laura P. Galston
Dec 22/2025
page 4 of 26
JAN. 6, 2026
Feb 11, 2026
FD 01/26
Winnipeg

STREET EDGE LANDSCAPING (ZONING BY-LAW 2006.200 (190.2)

WAVERLEY STREET
MEASURED FRONTAGE = 110m / 361 ft.

TREES (1 per 9.14m / 30 ft. FRONTAGE) :
REQUIRED = 12
PROVIDED = 16
SHRUBS (3 per 6.10m / 20 ft. FRONTAGE) :
REQUIRED = 55
PROVIDED = 68

BY-LAW REQUIREMENT SUMMARY

TOTAL TREES REQUIRED = 12
TOTAL TREES PROVIDED = 16

TOTAL SHRUBS REQUIRED = 55
TOTAL SHRUBS PROVIDE = 68

PLANT SCHEDULE

QTY.	COMMON NAME	BOTANICAL NAME	SIZE AND REMARKS	SPACING
DECIDUOUS TREE				
3	FREEDOM JAPANESE ELM	Ulmus davidiana japonica 'Jefree'	50mm Caliper, 2.4 - 3.0m ht., 10 Major Branches in Well Formed Head 1.75m Above Grade. Straight Trunk. Wire Basket Machine Dug. Root Flare to be Visible.	AS SHOWN
12	MING CHERRY	Prunus maackii 'Ming'	50mm Caliper, 2.4 - 3.0m ht., 10 Major Branches in Well Formed Head 1.75m Above Grade. Straight Trunk. Wire Basket Machine Dug. Root Flare to be Visible.	AS SHOWN
8	FREEMAN MAPLE	Acer x freemanii	50mm Caliper, 2.4 - 3.0m ht., 10 Major Branches in Well Formed Head 1.75m Above Grade. Straight Trunk. Wire Basket Machine Dug. Root Flare to be Visible.	AS SHOWN
16	PURPLE SPIRE ROSYBLOOM CRABAPPLE	Malus x adstringens 'Jefspire'	50mm Caliper, 2.4 - 3.0m ht., 10 Major Branches in Well Formed Head 1.75m Above Grade. Straight Trunk. Wire Basket Machine Dug. Root Flare to be Visible.	AS SHOWN
CONIFEROUS SHRUBS				
110	HOLMSTRUP CEDAR	Thuja occidentalis 'Holmstrup'	5 Gal Pot. Well Formed, Even Growth, Max Height 600mm	AS SHOWN
DECIDUOUS SHRUBS				
7	DIABOLO NINEBARK	Physocarpus opulifolius 'Monlo'	2 Gal Container. Well Developed, Vigorous Root System	AS SHOWN
33	FIREFLY BUSH HONEYSUCKLE	Diervilla lonicera 'Bocolire'	2 Gal Container. Well Developed, Vigorous Root System	AS SHOWN
41	DOUBLE PLAY GOLD SPIREA	Spirea japonica 'Yan'	2 Gal Container. Well Developed, Vigorous Root System	AS SHOWN
19	FIRE LIGHT TIDBIT	Hydrangea	2 Gal Container. Well Developed.	AS

WARNING

IF POWER EQUIPMENT OR EXPLOSIVES ARE TO BE USED FOR EXCAVATION ON THIS PROJECT THE CONTRACTOR MUST:
1) NOTIFY THE GAS COMPANY OF THE PROPOSED LOCATION OF EXCAVATION.
2) TAKE PRECAUTION TO AVOID DAMAGE TO GAS COMPANY INSTALLATIONS.
SEE PROVINCIAL REGULATION 140/92 FOR DETAILS

METRIC

WHOLE NUMBERS INDICATE MILLIMETRES
DECIMALIZED NUMBERS INDICATE METRES

Stantec

Stantec Consulting Ltd.
Suite 500, 311 Portage Avenue
Winnipeg MB Canada R3B 2B9
Tel. 204.489.5900 Fax. 204.453.9012
www.stantec.com

Copyright Reserved
The Contractor shall verify and be responsible for all dimensions. DO NOT scale the drawing - any errors or omissions shall be reported to Stantec without delay.
The Copyrights to all designs and drawings are the property of Stantec. Reproduction or use for any purpose other than that authorized by Stantec is forbidden.

Legend

- CONCRETE PAVING
- TOPSOIL AND SOD
- PLANTING BED
- WOOD FENCE
- METAL ORNAMENTAL FENCE
- LIGHT POLE
- PARKING BOLLARD

Notes

4			
3			
2			
1			
0	ISSUED FOR PERMIT	LL	D.B. 2025.12.17
Revision		By	Appd. YY.MM.DD
F			
D			
C			
B			
A			
Issued		By	Appd. YY.MM.DD

File Name: 10555_L-101_v2 — Dwn. — Chkd. — Dsgn. — 25.12.17 YY.MM.DD

Permit-Seal

Client/Project
DAYTONA HOUSING (SOLARA) LP

SOLARA

Winnipeg, Manitoba

Title
PLANTING PLAN AND DETAILS

Project No.	Scale	
116810555	AS SHOWN	
Drawing No.	Sheet	Revision
L-104	4 of 4	0

*Please note: Approved plans are subject to any amendments or conditions made by Community Committee.

SCHEDULE "A" page 5 of 20
To Zoning Agreement DAS28 373/2012
By-Law No. B/L 68/2013
ZONING Diane Lofem Jan. 6, 2026
DISTRICT R. Gaiston Feb 11, 2026
COMMUNITY CLERK Feb 24/26
APPROVED FOR THE DIRECTOR OF PLANNING, PROPERTY & DEVELOPMENT
Winnipeg



FRONT ELEVATION
SCALE: 1/8" = 1'-0"

19' UNIT DEVELOPMENT AREA	
MAIN FLOOR =	212 sq.ft.
SECOND FLOOR =	656 sq.ft.
THIRD FLOOR =	656 sq.ft.
TOTAL =	1,524 sq.ft.

14' UNIT DEVELOPMENT AREA	
MAIN FLOOR =	167 sq.ft.
SECOND FLOOR =	504 sq.ft.
THIRD FLOOR =	504 sq.ft.
TOTAL =	1,175 sq.ft.

14' UNIT DEVELOPMENT AREA	
MAIN FLOOR =	167 sq.ft.
SECOND FLOOR =	504 sq.ft.
THIRD FLOOR =	504 sq.ft.
TOTAL =	1,175 sq.ft.

19' UNIT DEVELOPMENT AREA	
MAIN FLOOR =	212 sq.ft.
SECOND FLOOR =	656 sq.ft.
THIRD FLOOR =	656 sq.ft.
TOTAL =	1,524 sq.ft.

TOTAL DEVELOPMENT AREA	
MAIN FLOOR =	758 sq.ft.
SECOND FLOOR =	2,320 sq.ft.
THIRD FLOOR =	2,320 sq.ft.
TOTAL =	5,398 sq.ft.

WINDOW CONSTRUCTION
- HS1A GLASS MIN. U-VALUE 1.25.
- HEIGHT OF WINDOWS SHALL BE 7'-0" FROM THE FLOOR TO TOP OF WINDOW.
- WINDOW LESS THAN 35-7/16" (900mm) FROM THE FLOOR SHALL EQUIP WITH RESTRICTIVE HINGE THAT WILL OPEN UP TO 4" (100mm).

Daytona HOMES

JOB # SOLARA_BLDG. 2,4,5,8,10
LOT: LT BLK: BL PLAN: PLAN
NOTE: SITE PLAN BY AREA SURVEYOR
SPEC:

MODEL: 19'14' Townhouse-t4 R
ADDRESS: Waverly Street, Winnipeg, MB
DRAWN BY: DD
DATE: YEAR/MONTH/DAY 2025/11/21

NOTES
1. DO NOT SCALE DIMENSIONS
2. Contractor shall verify specifications & dimensions. Any discrepancies shall be reported to Daytona Homes for clarification and/or revision.
3. These drawings are the property of Daytona Homes. Do not use or reproduce them without their consent.
4. Drawings are never 100% accurate. As such, Daytona Homes reserves the right to make corrections to errors on plans.

I/We have reviewed these plans and understand the house will be built according to these plans except for additional changes as noted on change orders returned with these plans. I/We further agree that there are no outstanding verbal commitments not documented on these signed plans or change orders.
signature(s) date

PAGE 1.1
OF 12

*Please note: Approved plans are subject to any amendments or conditions made by Community Committee.

WINDOW CONSTRUCTION
- HS1A GLASS MIN. U-VALUE 1.25.
- HEIGHT OF WINDOWS SHALL BE 7'-0" FROM THE FLOOR TO TOP OF WINDOW.
- WINDOW LESS THAN 35-7/16" (900mm) FROM THE FLOOR SHALL EQUIP WITH RESTRICTIVE HINGE THAT WILL OPEN UP TO 4" (100mm).

SCHEDULE "A" page 6 of 20
To Zoning Agreement DASS 33/2017
By-Law No. B/L 68/2013
Winnipeg
ZONING: Diana Lopez — Jan. 6, 2026
DISTRICT PLANNER: R. Galston — Feb. 11, 2026
COMMUNITY CLERK — Feb 04/26
APPROVED FOR THE DIRECTOR OF PLANNING, PROPERTY & DEVELOPMENT

(CALCULATION FOR EACH UNIT SEPARATELY)

VENTING SOFFIT REQUIREMENTS

TOTAL INSULATED CEILING AREA	2,320 sq.ft
1/300 OF CEILING AREA	7.73 sq.ft
25% OF CEILING AREA ON TOP & BOTTOM OF SPACE	1.93 sq.ft

DAYTONA HOMES INC. ACKNOWLEDGES THE TOTAL AMOUNT OF VENTING SOFFITS REQUIRED BASED ON NATIONAL BUILDING CODE OF CANADA AND WILL CONFORM TO THE REVISIONS. SHADED AREA ON ROOF PLAN SHOWS WHERE NON-VENTED SOFFITS WILL BE LOCATED.DAYTONA HOMES WILL BE USING 0.018" UNPERFORATED ALUM. SOFFIT AND WILL PROVIDE EXTRA ROOF VENTING AS REQUIRED. WILL BE USING 7/16" PLYWOOD TO SEAL TRANSITION BETWEEN NON-VENTED TO VENTED AREAS

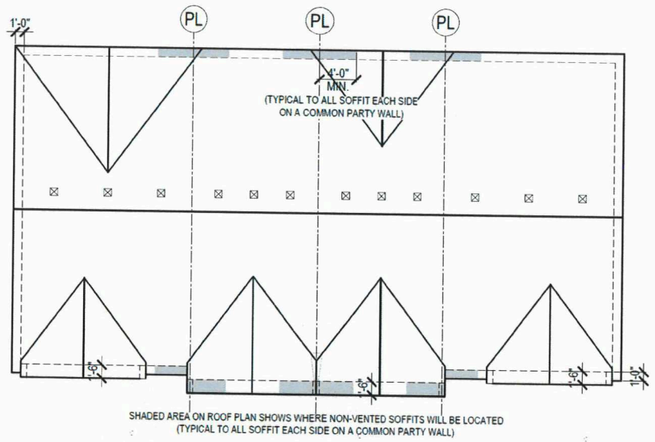

MAIN ROOF PLAN
SCALE: 1/16" = 1'-0"



REAR ELEVATION
SCALE: 1/8" = 1'-0"

Daytona HOMES

JOB # SOLARA_BLDG. 2,4,5,8,10
LOT: LT BLK: BL PLAN: PLAN
NOTE: SITE PLAN BY AREA SURVEYOR
SPEC:

MODEL: 19'14' Townhouse-t4 R
ADDRESS: Waverly Street, Winnipeg, MB
DRAWN BY: DD
DATE: YEAR/MONTH/DAY 2025/11/21

NOTES
1. DO NOT SCALE DIMENSIONS
2. Contractor shall verify specifications & dimensions. Any discrepancies shall be reported to Daytona Homes for clarification and/or revision.
3. These drawings are the property of Daytona Homes. Do not use or reproduce them without their consent.
4. Drawings are never 100% accurate. As such, Daytona Homes reserves the right to make corrections to errors on plans.

I/We have reviewed these plans and understand the house will be built according to these plans except for additional changes as noted on change orders returned with these plans. I/We further agree that there are no outstanding verbal commitments not documented on these signed plans or change orders.

signature(s)

date

PAGE 2
OF 12

*Please note: Approved plans are subject to any amendments or conditions made by Community Committee.

SCHEDULE "A" page 7 of 20
To Zoning Agreement DASZ 377/2017
By-Law No. BL 060/2013

ZONING	Diane Lagan	Jan. 6, 2026
DISTRICT PLANNER	R. Gabton	Feb 11, 2026
COMMUNITY CLERK		Feb 24/26
APPROVED FOR THE DIRECTOR OF PLANNING, PROPERTY & DEVELOPMENT		

Winnipeg

WINDOW CONSTRUCTION
- HS1A GLASS MIN. U-VALUE 1.25.
- HEIGHT OF WINDOWS SHALL BE 7'-0" FROM THE FLOOR TO TOP OF WINDOW.
- WINDOW LESS THAN 35-7/16" (900mm) FROM THE FLOOR SHALL EQUIP WITH RESTRICTIVE HINGE THAT WILL OPEN UP TO 4" (100mm).

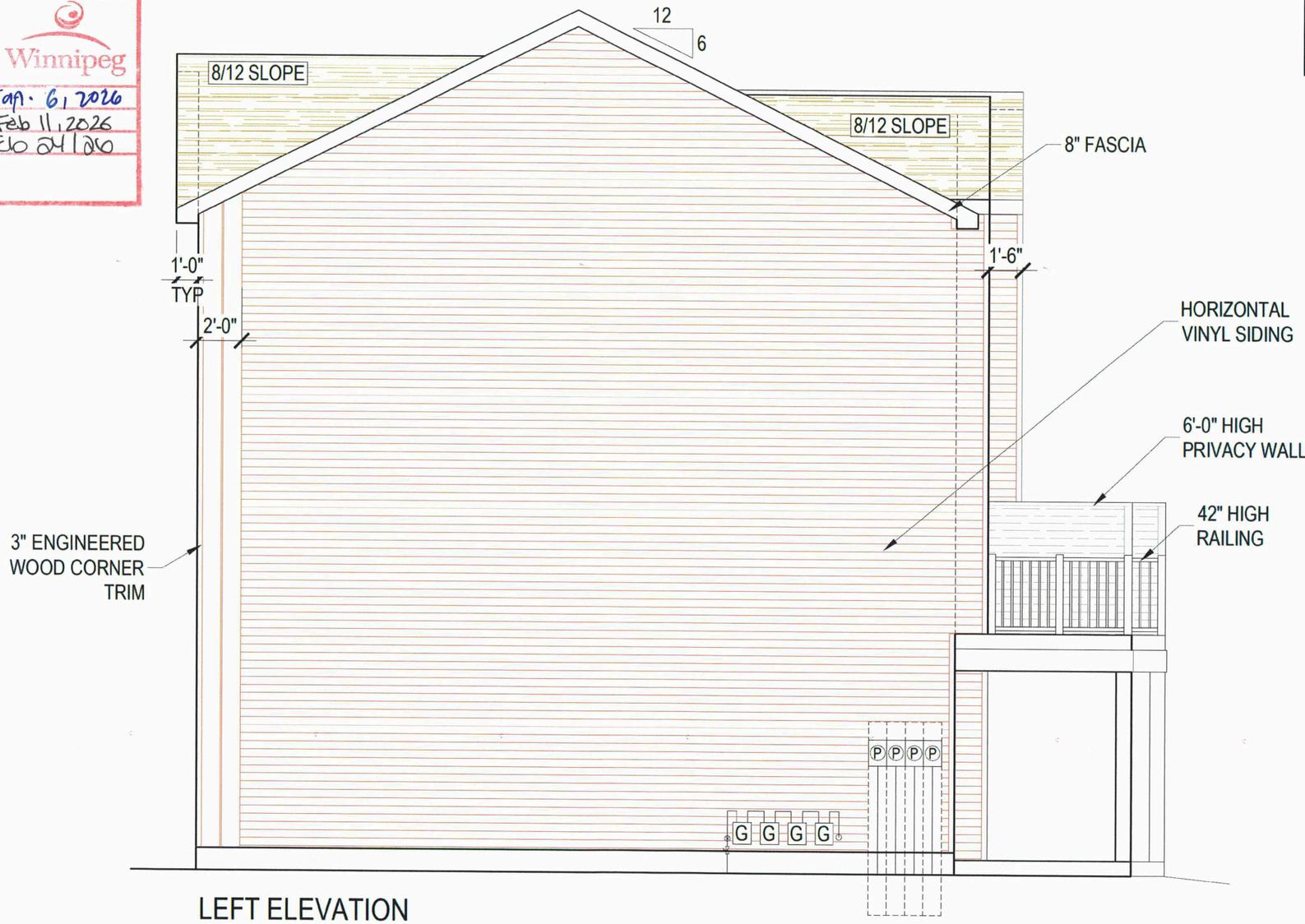

LEFT ELEVATION
SCALE: 3/16" = 1'-0"

Daytona HOMES	JOB # SOLARA_BLDG. 2,4,5,8,10	MODEL: 19'14' Townhouse-t4 R	NOTES 1. DO NOT SCALE DIMENSIONS 2. Contractor shall verify specifications & dimensions. Any discrepancies shall be reported to Daytona Homes for clarification and/or revision. 3. These drawings are the property of Daytona Homes. Do not use or reproduce them without their consent. 4. Drawings are never 100% accurate. As such, Daytona Homes reserves the right to make corrections to errors on plans.	I/We have reviewed these plans and understand the house will be built according to these plans except for additional changes as noted on change orders returned with these plans. I/We further agree that there are no outstanding verbal commitments not documented on these signed plans or change orders. signature(s) date	PAGE 3 OF 12
	LOT: LT BLK: BL PLAN: PLAN *NOTE: SITE PLAN BY AREA SURVEYOR*	ADDRESS: Waverly Street, Winnipeg, MB			
	SPEC:	DRAWN BY: DD			
		DATE: YEAR/MONTH/DAY 2025/11/21			

*Please note: Approved plans are subject to any amendments or conditions made by Community Committee.

SCHEDULE "A" page 8 of 20

To Zoning Agreement	DAS2 33/2012	Winnipeg
By-Law No.	B/L 68/2013	
ZONING	Diana Lopez	Jan. 6, 2026
DISTRICT PLANNER	R. Gaboton	Feb 11, 2026
COMMUNITY CLERK		Feb 24/26
APPROVED FOR THE DIRECTOR OF PLANNING, PROPERTY & DEVELOPMENT		

WINDOW CONSTRUCTION
- HS1A GLASS MIN. U-VALUE 1.25.
- HEIGHT OF WINDOWS SHALL BE 7'-0" FROM THE FLOOR TO TOP OF WINDOW.
- WINDOW LESS THAN 35-7/16" (900mm) FROM THE FLOOR SHALL EQUIP WITH RESTRICTIVE HINGE THAT WILL OPEN UP TO 4" (100mm).

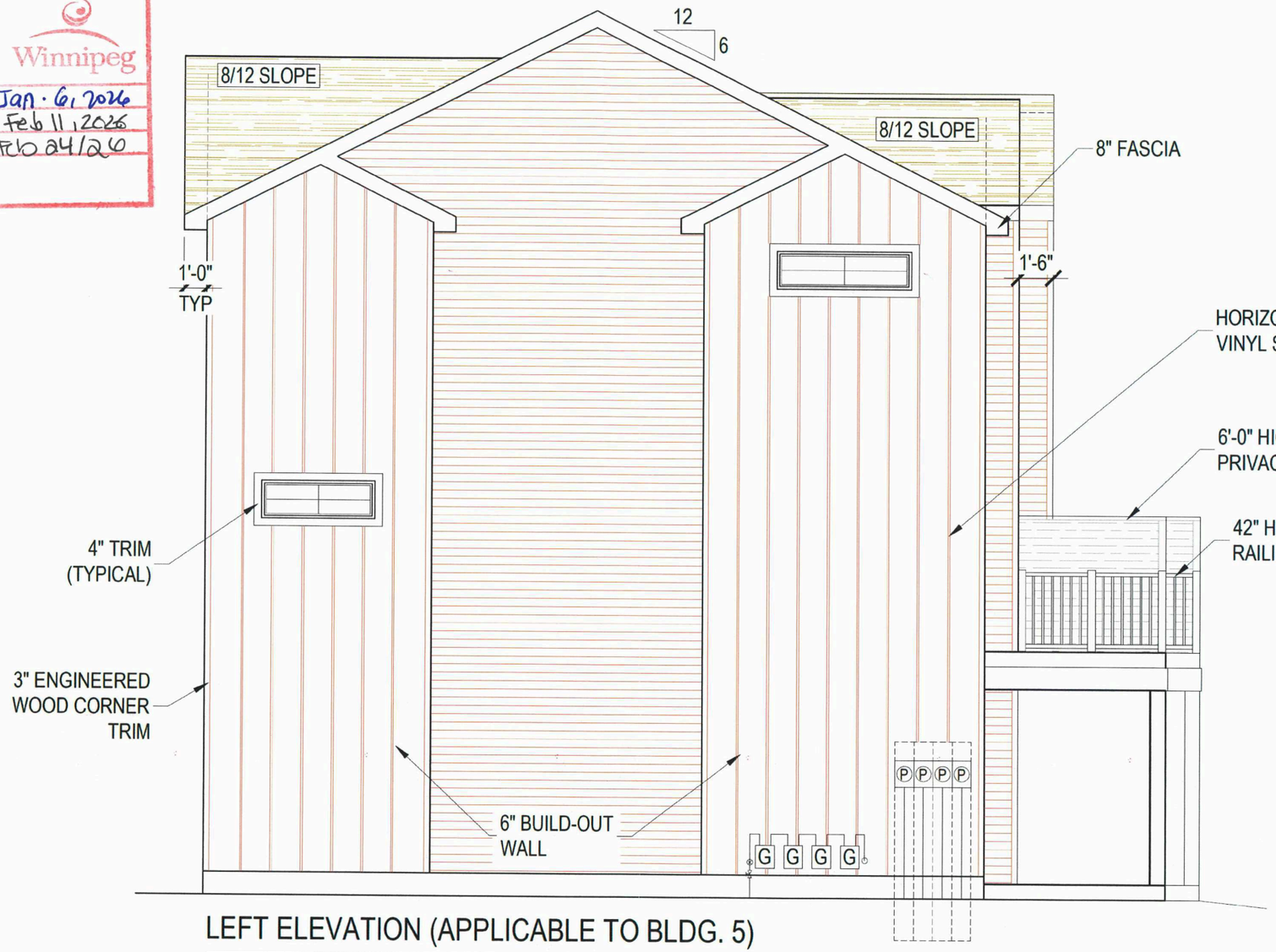

LEFT ELEVATION (APPLICABLE TO BLDG. 5)

SCALE: 3/16" = 1'-0"

Daytona HOMES

JOB # SOLARA_BLDG. 2,4,5,8,10	MODEL: 19'14' Townhouse-t4 R	NOTES 1. DO NOT SCALE DIMENSIONS 2. Contractor shall verify specifications & dimensions. Any discrepancies shall be reported to Daytona Homes for clarification and/or revision. 3. These drawings are the property of Daytona Homes. Do not use or reproduce them without their consent. 4. Drawings are never 100% accurate. As such, Daytona Homes reserves the right to make corrections to errors on plans.	I/We have reviewed these plans and understand the house will be built according to these plans except for additional changes as noted on change orders returned with these plans. I/We further agree that there are no outstanding verbal commitments not documented on these signed plans or change orders. signature(s) date
LOT: LT BLK: BL PLAN: PLAN *NOTE: SITE PLAN BY AREA SURVEYOR*	ADDRESS: Waverly Street, Winnipeg, MB		PAGE 3
SPEC:	DRAWN BY: DD		OF 12
	DATE: YEAR/MONTH/DAY 2025/11/21		

*Please note: Approved plans are subject to any amendments or conditions made by Community Committee.

SCHEDULE "A" page 9 of 20
To Zoning Agreement DAGR 33/2012
By-Law No B/L 68/2013
ZONING — Diana Lopez — Jan. 6, 2026
DISTRICT PLAN — R. Galston — Feb 11, 2026
COMMUNITY CLERK — Feb 04/26
APPROVED FOR THE DIRECTOR OF PLANNING, PROPERTY & DEVELOPMENT
Winnipeg

WINDOW CONSTRUCTION
- HS1A GLASS MIN. U-VALUE 1.25.
- HEIGHT OF WINDOWS SHALL BE 7'-0" FROM THE FLOOR TO TOP OF WINDOW.
- WINDOW LESS THAN 35-7/16" (900mm) FROM THE FLOOR SHALL EQUIP WITH RESTRICTIVE HINGE THAT WILL OPEN UP TO 4" (100mm).

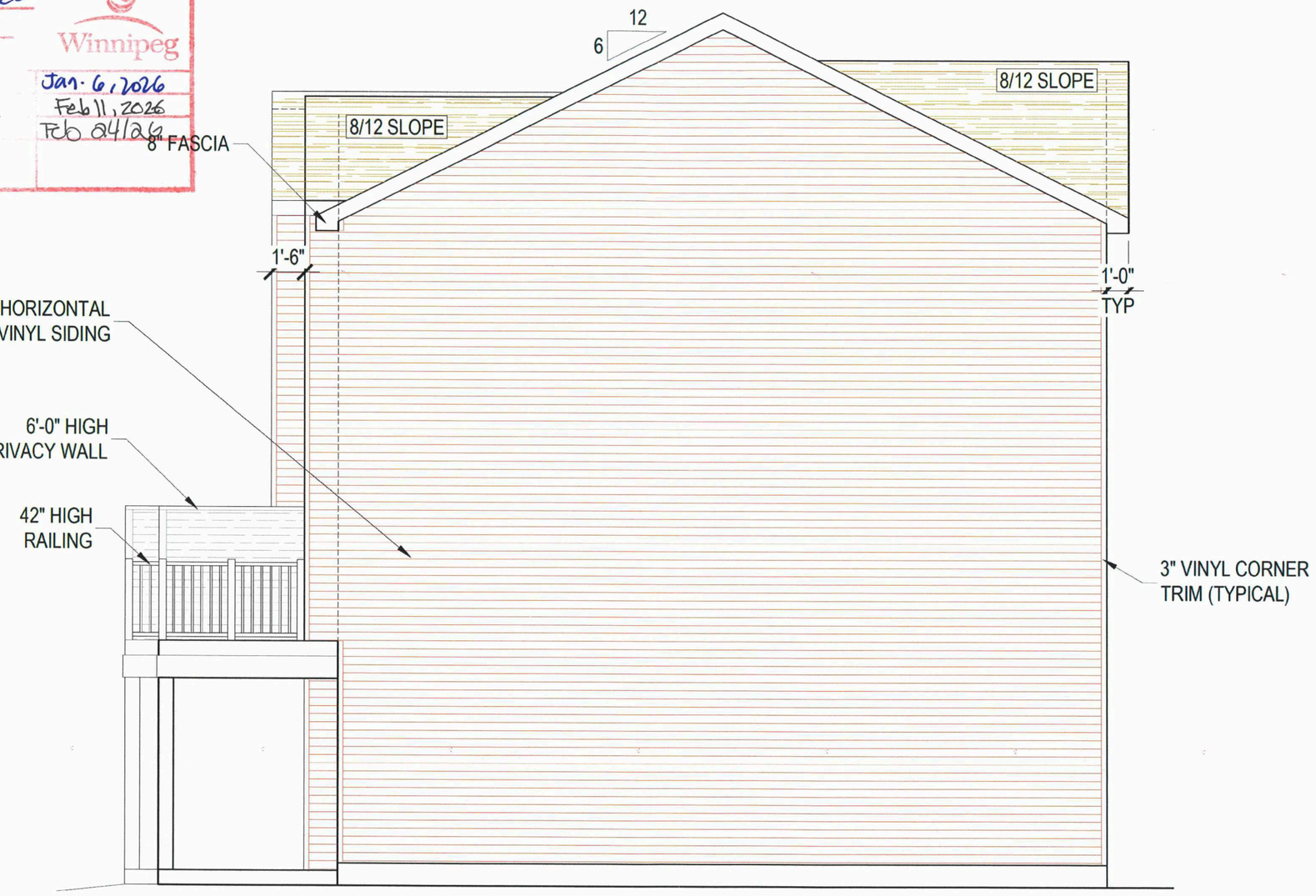

RIGHT ELEVATION
SCALE: 3/16" = 1'-0"

Daytona HOMES

JOB # SOLARA_BLDG. 2,4,5,8,10
LOT: LT BLK: BL PLAN: PLAN
NOTE: SITE PLAN BY AREA SURVEYOR
SPEC:

MODEL: 19'14' Townhouse-t4 R
ADDRESS: Waverly Street, Winnipeg, MB
DRAWN BY: DD
DATE: YEAR/MONTH/DAY 2025/11/21

NOTES
1. DO NOT SCALE DIMENSIONS
2. Contractor shall verify specifications & dimensions. Any discrepancies shall be reported to Daytona Homes for clarification and/or revision.
3. These drawings are the property of Daytona Homes. Do not use or reproduce them without their consent.
4. Drawings are never 100% accurate. As such, Daytona Homes reserves the right to make corrections to errors on plans.

I/We have reviewed these plans and understand the house will be built according to these plans except for additional changes as noted on change orders returned with these plans. I/We further agree that there are no outstanding verbal commitments not documented on these signed plans or change orders.

signature(s)

date

PAGE 4
OF 12

*Please note: Approved plans are subject to any amendments or conditions made by Community Committee.

SCHEDULE "A" page 10 of 20
To Zoning Agreement DASZ 33/2012
By-Law No. B/L 68/2013

ZONING OFFICER	Diane Lopez/ R. Gagston	JAN. 6, 2026
DISTRICT PLANNER		Feb 11, 2026
COMMUNITY CLERK		Feb 24/26
APPROVED FOR THE DIRECTOR OF PLANNING, PROPERTY & DEVELOPMENT		

Winnipeg

WINDOW CONSTRUCTION
- HS1A GLASS MIN. U-VALUE 1.25.
- HEIGHT OF WINDOWS SHALL BE 7'-0" FROM THE FLOOR TO TOP OF WINDOW.
- WINDOW LESS THAN 35-7/16" (900mm) FROM THE FLOOR SHALL EQUIP WITH RESTRICTIVE HINGE THAT WILL OPEN UP TO 4" (100mm).

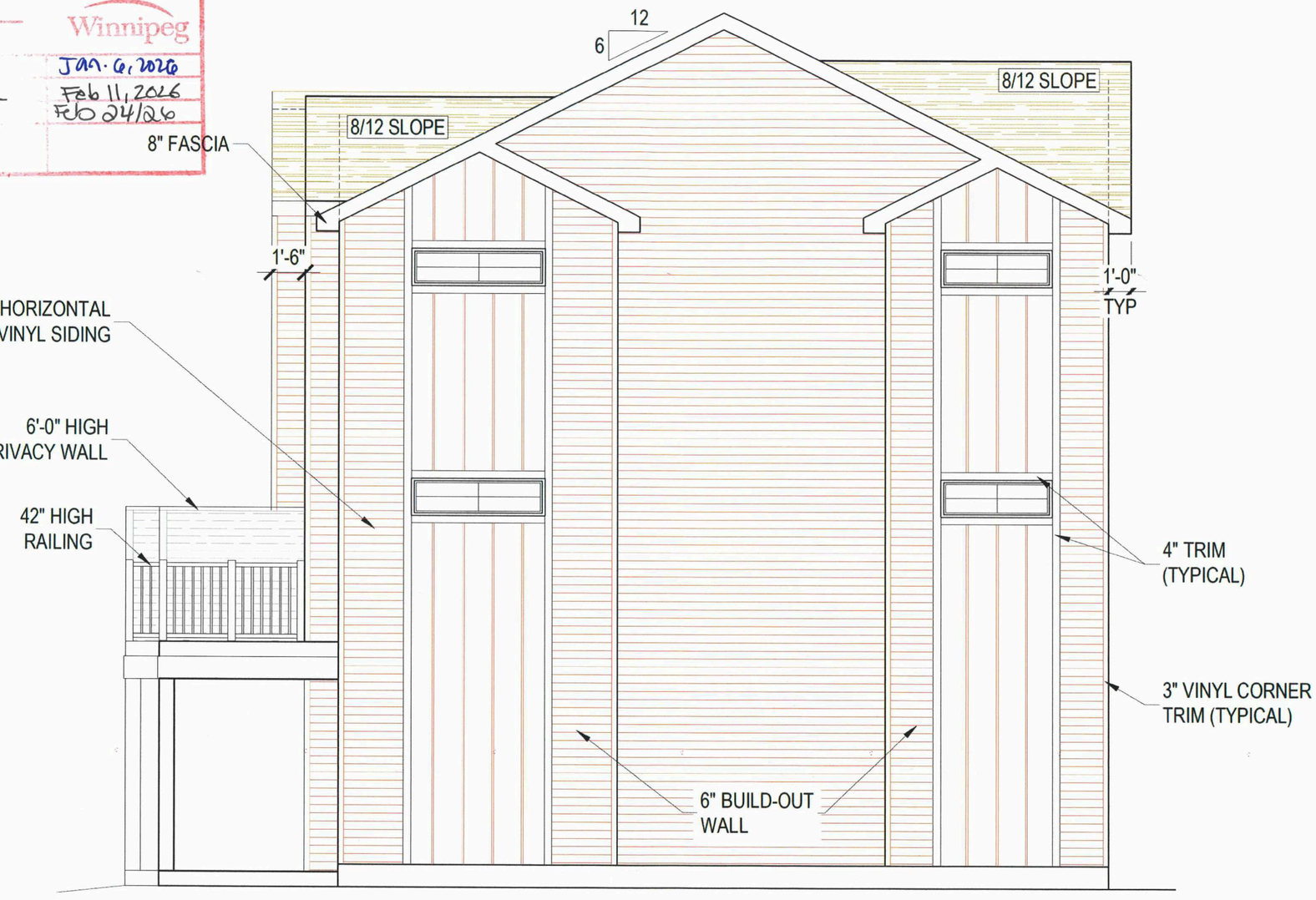

RIGHT ELEVATION (APPLICABLE TO BLDG. 4)

SCALE: 3/16" = 1'-0"

Daytona HOMES

JOB #	SOLARA_BLDG. 2,4,5,8,10
LOT: LT BLK: BL PLAN: PLAN	*NOTE: SITE PLAN BY AREA SURVEYOR*
SPEC:	
MODEL:	19'14' Townhouse-t4 R
ADDRESS:	Waverly Street, Winnipeg, MB
DRAWN BY:	DD
DATE: (YEAR/MONTH/DAY)	2025/11/21

NOTES
1. DO NOT SCALE DIMENSIONS
2. Contractor shall verify specifications & dimensions. Any discrepancies shall be reported to Daytona Homes for clarification and/or revision.
3. These drawings are the property of Daytona Homes. Do not use or reproduce them without their consent.
4. Drawings are never 100% accurate. As such, Daytona Homes reserves the right to make corrections to errors on plans.

I/We have reviewed these plans and understand the house will be built according to these plans except for additional changes as noted on change orders returned with these plans. I/We further agree that there are no outstanding verbal commitments not documented on these signed plans or change orders.

signature(s) date

*Please note: Approved plans are subject to any amendments or conditions made by Community Committee.

SCHEDULE "A" page 11 of 20
To Zoning Agreement DAS 7 33/2012
By-Law No. 81 66/2013
ZONING OFFICIAL
DISTRICT PLANNER
COMMUNITY CLERK
APPROVED FOR THE DIRECTOR OF PLANNING, PROPERTY & DEVELOPMENT
Winnipeg
Jan. 6, 2026
Feb 11, 2026
Feb 24/26
Diana Lowes
R. Galston



FRONT ELEVATION
SCALE: 1/8" = 1'-0"

WINDOW CONSTRUCTION
- HS1A GLASS MIN. U-VALUE 1.25.
- HEIGHT OF WINDOWS SHALL BE 7'-0" FROM THE FLOOR TO TOP OF WINDOW.
- WINDOW LESS THAN 35-7/16" (900mm) FROM THE FLOOR SHALL EQUIP WITH RESTRICTIVE HINGE THAT WILL OPEN UP TO 4" (100mm).

19' UNIT

DEVELOPMENT AREA	
MAIN FLOOR =	212 sq.ft.
SECOND FLOOR =	656 sq.ft.
THIRD FLOOR =	656 sq.ft.
TOTAL =	1,524 sq.ft.

19' UNIT

DEVELOPMENT AREA	
MAIN FLOOR =	212 sq.ft.
SECOND FLOOR =	656 sq.ft.
THIRD FLOOR =	656 sq.ft.
TOTAL =	1,524 sq.ft.

14' UNIT

DEVELOPMENT AREA	
MAIN FLOOR =	167 sq.ft.
SECOND FLOOR =	504 sq.ft.
THIRD FLOOR =	504 sq.ft.
TOTAL =	1,175 sq.ft.

19' UNIT

DEVELOPMENT AREA	
MAIN FLOOR =	212 sq.ft.
SECOND FLOOR =	656 sq.ft.
THIRD FLOOR =	656 sq.ft.
TOTAL =	1,524 sq.ft.

19' UNIT

DEVELOPMENT AREA	
MAIN FLOOR =	212 sq.ft.
SECOND FLOOR =	656 sq.ft.
THIRD FLOOR =	656 sq.ft.
TOTAL =	1,524 sq.ft.

TOTAL

DEVELOPMENT AREA	
MAIN FLOOR =	1,013 sq.ft.
SECOND FLOOR =	3,128 sq.ft.
THIRD FLOOR =	3,128 sq.ft.
TOTAL =	7,269 sq.ft.

Daytona HOMES

JOB # SOLARA_BLDG. 1,3,12
LOT: LT BLK: BL PLAN: PLAN
NOTE: SITE PLAN BY AREA SURVEYOR
SPEC:

MODEL: 19'14' Townhouse-t5 R
ADDRESS: Waverly Street, Winnipeg, MB
DRAWN BY: DD
DATE: YEAR/MONTH/DAY 2025/11/07

NOTES
1. DO NOT SCALE DIMENSIONS
2. Contractor shall verify specifications & dimensions. Any discrepancies shall be reported to Daytona Homes for clarification and/or revision.
3. These drawings are the property of Daytona Homes. Do not use or reproduce them without their consent.
4. Drawings are never 100% accurate. As such, Daytona Homes reserves the right to make corrections to errors on plans.

I/We have reviewed these plans and understand the house will be built according to these plans except for additional changes as noted on change orders returned with these plans. I/We further agree that there are no outstanding verbal commitments not documented on these signed plans or change orders.

signature(s)

date

*Please note: Approved plans are subject to any amendments or conditions made by Community Committee.

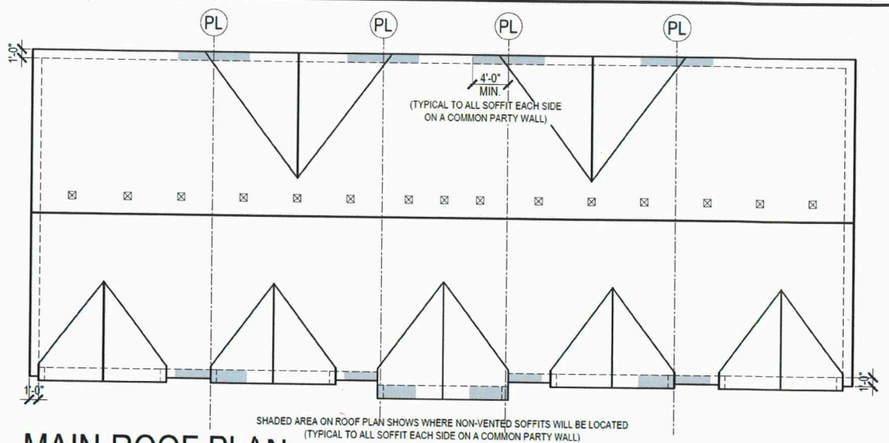

SHADED AREA ON ROOF PLAN SHOWS WHERE NON-VENTED SOFFITS WILL BE LOCATED (TYPICAL TO ALL SOFFIT EACH SIDE ON A COMMON PARTY WALL)

MAIN ROOF PLAN
SCALE: 1/16" = 1'-0"

(CALCULATION FOR EACH UNIT SEPARATELY)

VENTING SOFFIT REQUIREMENTS

TOTAL INSULATED CEILING AREA	3,128 sq.ft
1/300 OF CEILING AREA	10.43 sq.ft
25% OF CEILING AREA ON TOP & BOTTOM OF SPACE	2.61 sq.ft

DAYTONA HOMES INC. ACKNOWLEDGES THE TOTAL AMOUNT OF VENTING SOFFITS REQUIRED BASED ON NATIONAL BUILDING CODE OF CANADA AND WILL CONFORM TO THE REVISIONS. SHADED AREA ON ROOF PLAN SHOWS WHERE NON-VENTED SOFFITS WILL BE LOCATED.DAYTONA HOMES WILL BE USING 0.018" UNPERFORATED ALUM. SOFFIT AND WILL PROVIDE EXTRA ROOF VENTING AS REQUIRED. WILL BE USING 7/16" PLYWOOD TO SEAL TRANSITION BETWEEN NON-VENTED TO VENTED AREAS

WINDOW CONSTRUCTION
- HS1A GLASS MIN. U-VALUE 1.25.
- HEIGHT OF WINDOWS SHALL BE 7'-0" FROM THE FLOOR TO TOP OF WINDOW.
- WINDOW LESS THAN 35-7/16" (900mm) FROM THE FLOOR SHALL EQUIP WITH RESTRICTIVE HINGE THAT WILL OPEN UP TO 4" (100mm).



REAR ELEVATION
SCALE: 1/8" = 1'-0"

SCHEDULE "A" page 12 of 20
To Zoning Agreement DASZ 33/2013
By-Law No. BL 68/2013
ZONING OFF
DISTRICT PLANNER
COMMUNITY CLERK
APPROVED FOR THE DIRECTOR OF PLANNING PROPERTY & DEVELOPMENT
Diana Lapsley R. Graham
Jan. 6, 2026
Feb 11, 2026
Feb 24/26
Winnipeg

Daytona HOMES

JOB #	SOLARA_BLDG. 1,3,12
LOT: LT BLK: BL PLAN: PLAN	*NOTE: SITE PLAN BY AREA SURVEYOR*
SPEC:	
MODEL:	19'14' Townhouse-t5 R
ADDRESS:	Waverly Street, Winnipeg, MB
DRAWN BY:	DD
DATE: YEAR/MONTH/DAY	2025/11/07

NOTES
1. DO NOT SCALE DIMENSIONS
2. Contractor shall verify specifications & dimensions. Any discrepancies shall be reported to Daytona Homes for clarification and/or revision.
3. These drawings are the property of Daytona Homes. Do not use or reproduce them without their consent.
4. Drawings are never 100% accurate. As such, Daytona Homes reserves the right to make corrections to errors on plans.

I/We have reviewed these plans and understand the house will be built according to these plans except for additional changes as noted on change orders returned with these plans. I/We further agree that there are no outstanding verbal commitments not documented on these signed plans or change orders.

signature(s)

date

PAGE 2
OF 12

*Please note: Approved plans are subject to any amendments or conditions made by Community Committee.

WINDOW CONSTRUCTION
- HS1A GLASS MIN. U-VALUE 1.25.
- HEIGHT OF WINDOWS SHALL BE 7'-0" FROM THE FLOOR TO TOP OF WINDOW.
- WINDOW LESS THAN 35-7/16" (900mm) FROM THE FLOOR SHALL EQUIP WITH RESTRICTIVE HINGE THAT WILL OPEN UP TO 4" (100mm).

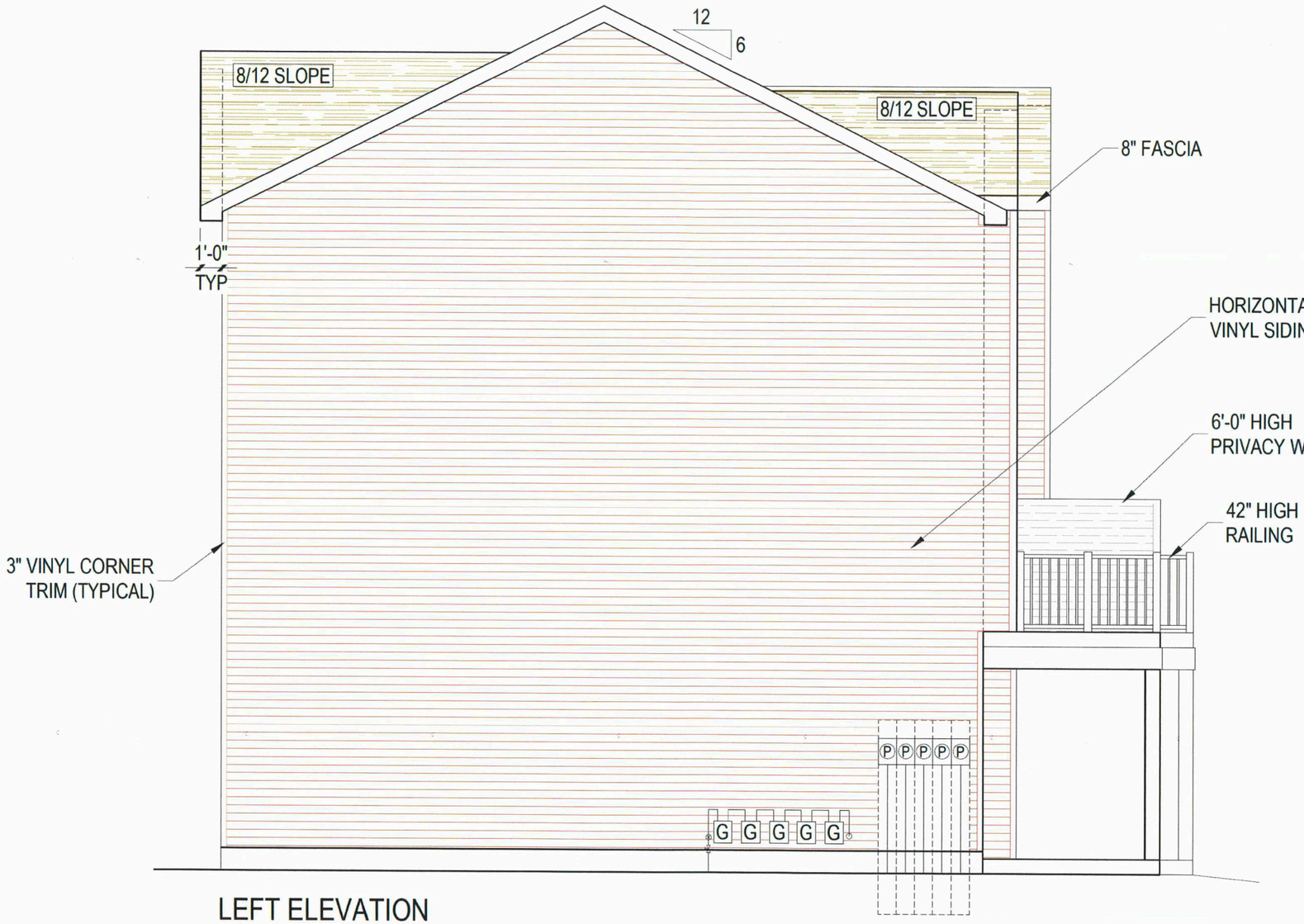

LEFT ELEVATION
SCALE: 3/16" = 1'-0"

SCHEDULE "A" to Zoning Agreement By-Law No. B/L 68/2013
page 13 of 20
DASZ 33/2012
Dian Lopez
R. Galston
Jan. 6, 2026
Feb 11 2026
Feb 24/26
APPROVED FOR THE DIRECTOR OF PLANNING, PROPERTY & DEVELOPMENT
COMMUNITY COMMITTEE
DISTRICT PLANNER
ZONING
Winnipeg

Daytona HOMES

JOB # SOLARA_BLDG. 1,3,12	MODEL: 19'14' Townhouse-t5 R	NOTES	PAGE 3
LOT: LT BLK: BL PLAN: PLAN *NOTE: SITE PLAN BY AREA SURVEYOR*	ADDRESS: Waverly Street, Winnipeg, MB	1. DO NOT SCALE DIMENSIONS 2. Contractor shall verify specifications & dimensions. Any discrepancies shall be reported to Daytona Homes for clarification and/or revision. 3. These drawings are the property of Daytona Homes. Do not use or reproduce them without their consent. 4. Drawings are never 100% accurate. As such, Daytona Homes reserves the right to make corrections to errors on plans.	OF 12
SPEC:	DRAWN BY: DD	I/We have reviewed these plans and understand the house will be built according to these plans except for additional changes as noted on change orders returned with these plans. I/We further agree that there are no outstanding verbal commitments not documented on these signed plans or change orders.	
	DATE: YEAR/MONTH/DAY 2025/11/07	signature(s) date	

*Please note: Approved plans are subject to any amendments or conditions made by Community Committee.

WINDOW CONSTRUCTION
- HS1A GLASS MIN. U-VALUE 1.25.
- HEIGHT OF WINDOWS SHALL BE 7'-0" FROM THE FLOOR TO TOP OF WINDOW.
- WINDOW LESS THAN 35-7/16" (900mm) FROM THE FLOOR SHALL EQUIP WITH RESTRICTIVE HINGE THAT WILL OPEN UP TO 4" (100mm).

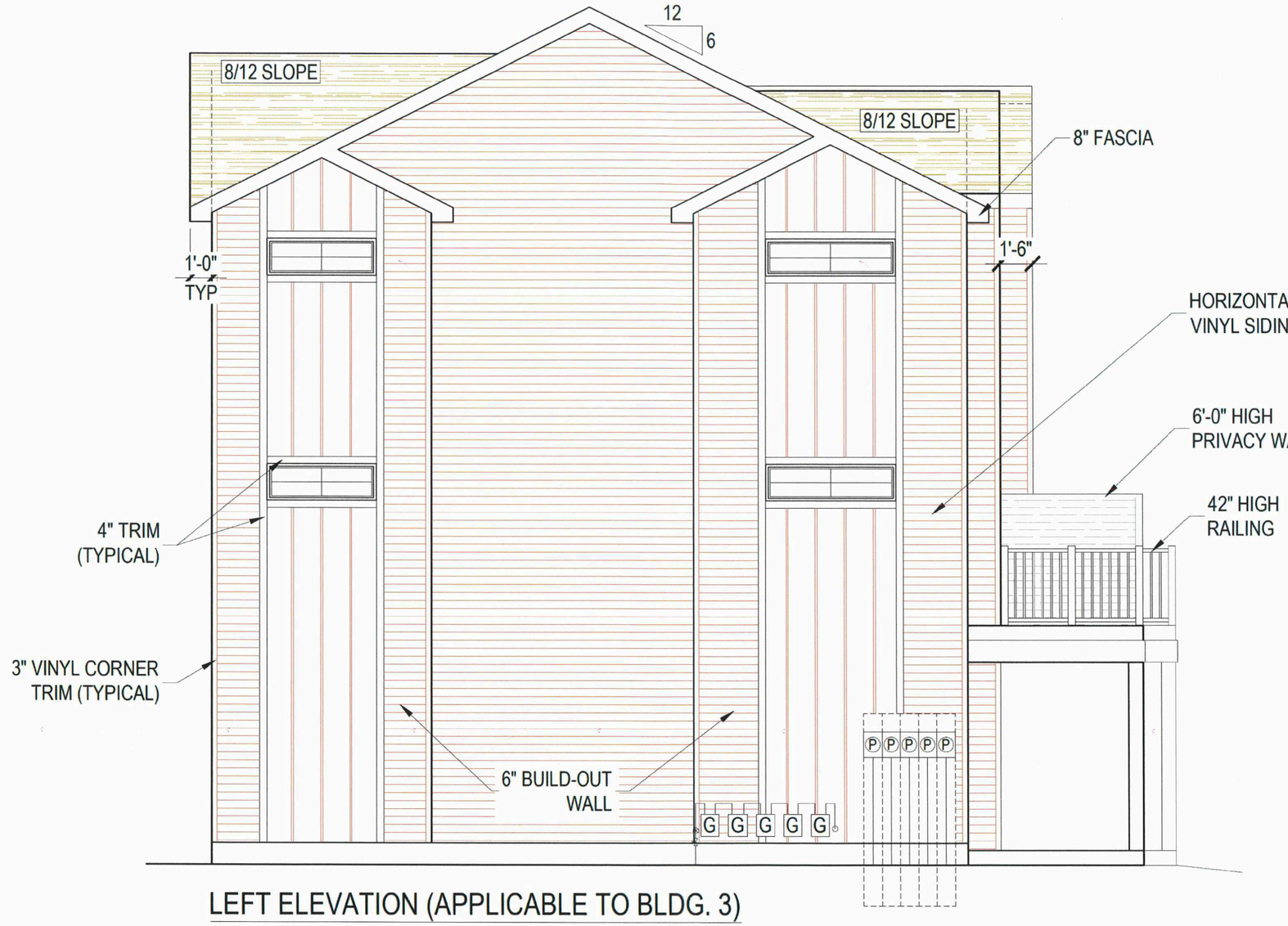

LEFT ELEVATION (APPLICABLE TO BLDG. 3)
SCALE: 3/16" = 1'-0"

SCHEDULE "A" page 14 To Zoning Agreement By-Law No. B/L 68/2012 OMSZ 33/2012
ZONING CLERK
DISTRICT PLANNER
COMMUNITY CLERK
APPROVED FOR THE DIRECTOR OF PLANNING, PROPERTY & DEVELOPMENT
Diana Lagasse
R. Gabbon
Jan. 6, 2026
Feb 11, 2026
Feb 24/26
of 20
Winnipeg

Daytona HOMES

JOB #	SOLARA_BLDG. 1,3,12
LOT: LT BLK: BL PLAN: PLAN	*NOTE: SITE PLAN BY AREA SURVEYOR*
SPEC:	
MODEL:	19'14' Townhouse-t5 R
ADDRESS:	Waverly Street, Winnipeg, MB
DRAWN BY:	DD
DATE: YEAR/MONTH/DAY	2025/11/07

NOTES
1. DO NOT SCALE DIMENSIONS
2. Contractor shall verify specifications & dimensions. Any discrepancies shall be reported to Daytona Homes for clarification and/or revision.
3. These drawings are the property of Daytona Homes. Do not use or reproduce them without their consent.
4. Drawings are never 100% accurate. As such, Daytona Homes reserves the right to make corrections to errors on plans.

I/We have reviewed these plans and understand the house will be built according to these plans except for additional changes as noted on change orders returned with these plans. I/We further agree that there are no outstanding verbal commitments not documented on these signed plans or change orders.

signature(s) date

PAGE 3
OF 12

*Please note: Approved plans are subject to any amendments or conditions made by Community Committee.

WINDOW CONSTRUCTION
- HS1A GLASS MIN. U-VALUE 1.25.
- HEIGHT OF WINDOWS SHALL BE 7'-0" FROM THE FLOOR TO TOP OF WINDOW.
- WINDOW LESS THAN 35-7/16" (900mm) FROM THE FLOOR SHALL EQUIP WITH RESTRICTIVE HINGE THAT WILL OPEN UP TO 4" (100mm).

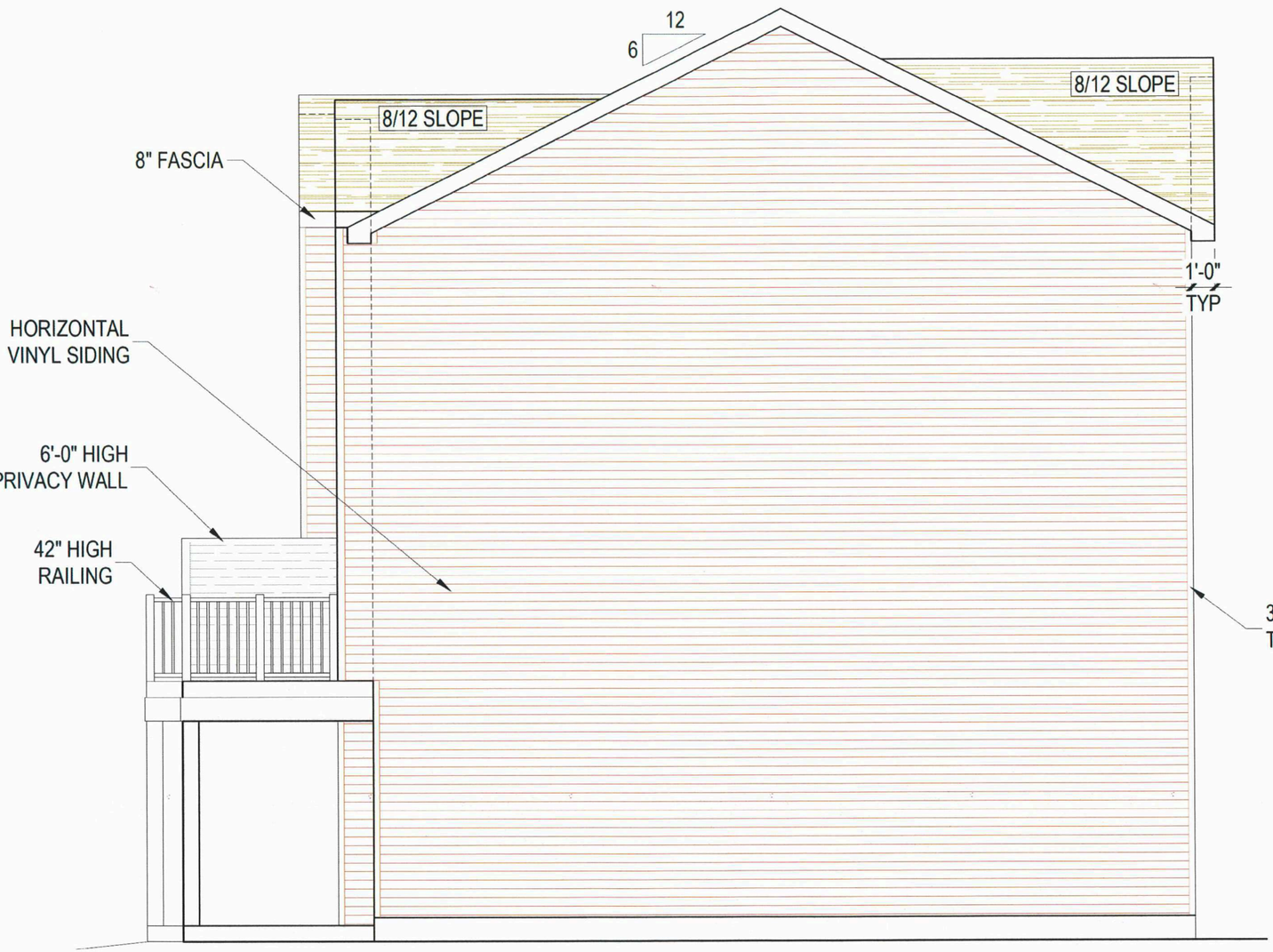

RIGHT ELEVATION
SCALE: 3/16" = 1'-0"

SCHEDULE "A" page 15 of 20
To Zoning Agreement
By-Law No. 8/L 68/2013 and OAS & 33/2012
ZONING CLERK
DISTRICT PLANNER
COMMUNITY CLERK
APPROVED FOR THE DIRECTOR OF PLANNING, PROPERTY & DEVELOPMENT
Jan. 6, 2026
Feb 11, 2026
FCO 0418 26
Winnipeg

Daytona HOMES

JOB #	SOLARA_BLDG. 1,3,12
LOT: LT BLK: BL PLAN: PLAN	*NOTE: SITE PLAN BY AREA SURVEYOR*
SPEC:	
MODEL:	19'14' Townhouse-t5 R
ADDRESS:	Waverly Street, Winnipeg, MB
DRAWN BY:	DD
DATE: YEAR/MONTH/DAY	2025/11/07

NOTES
1. DO NOT SCALE DIMENSIONS
2. Contractor shall verify specifications & dimensions. Any discrepancies shall be reported to Daytona Homes for clarification and/or revision.
3. These drawings are the property of Daytona Homes. Do not use or reproduce them without their consent.
4. Drawings are never 100% accurate. As such, Daytona Homes reserves the right to make corrections to errors on plans.

I/We have reviewed these plans and understand the house will be built according to these plans except for additional changes as noted on change orders returned with these plans. I/We further agree that there are no outstanding verbal commitments not documented on these signed plans or change orders.

signature(s) date

PAGE 4 OF 12

*Please note: Approved plans are subject to any amendments or conditions made by Community Committee.



FRONT ELEVATION

SCALE: 1/8" = 1'-0"

SCHEDULE "A" page 16 of 20
To Zoning Agreement DAS2 33/2012
By-Law No. BL 68/203

ZONING CLERK	Diana Lopez	Jan. 6, 2026
DISTRICT PLANNER	R. Galston	Feb 11, 2026
COMMUNITY CLERK		Feb 24/26
APPROVED FOR THE DIRECTOR OF PLANNING, PROPERTY & DEVELOPMENT		

Winnipeg

WINDOW CONSTRUCTION
- HS1A GLASS MIN. U-VALUE 1.25.
- HEIGHT OF WINDOWS SHALL BE 7'-0" FROM THE FLOOR TO TOP OF WINDOW.
- WINDOW LESS THAN 35-7/16" (900mm) FROM THE FLOOR SHALL EQUIP WITH RESTRICTIVE HINGE THAT WILL OPEN UP TO 4" (100mm).

TOTAL

DEVELOPMENT AREA	
MAIN FLOOR =	1,227 sq.ft.
SECOND FLOOR =	3,784 sq.ft.
THIRD FLOOR =	3,784 sq.ft.
TOTAL =	8,795 sq.ft.

19' UNIT

DEVELOPMENT AREA	
MAIN FLOOR =	212 sq.ft.
SECOND FLOOR =	656 sq.ft.
THIRD FLOOR =	656 sq.ft.
TOTAL =	1,524 sq.ft.

19' UNIT

DEVELOPMENT AREA	
MAIN FLOOR =	212 sq.ft.
SECOND FLOOR =	656 sq.ft.
THIRD FLOOR =	656 sq.ft.
TOTAL =	1,524 sq.ft.

19' UNIT

DEVELOPMENT AREA	
MAIN FLOOR =	212 sq.ft.
SECOND FLOOR =	656 sq.ft.
THIRD FLOOR =	656 sq.ft.
TOTAL =	1,524 sq.ft.

19' UNIT

DEVELOPMENT AREA	
MAIN FLOOR =	212 sq.ft.
SECOND FLOOR =	656 sq.ft.
THIRD FLOOR =	656 sq.ft.
TOTAL =	1,524 sq.ft.

14' UNIT

DEVELOPMENT AREA	
MAIN FLOOR =	167 sq.ft.
SECOND FLOOR =	504 sq.ft.
THIRD FLOOR =	504 sq.ft.
TOTAL =	1,175 sq.ft.

19' UNIT

DEVELOPMENT AREA	
MAIN FLOOR =	212 sq.ft.
SECOND FLOOR =	656 sq.ft.
THIRD FLOOR =	656 sq.ft.
TOTAL =	1,524 sq.ft.

Daytona HOMES

JOB # SOLARA_BLDG. 6,7,9,11
LOT: LT BLK: BL PLAN: PLAN
NOTE: SITE PLAN BY AREA SURVEYOR
SPEC:

MODEL: 19'14' Townhouse-t6 R
ADDRESS: Waverly Street, Winnipeg, MB
DRAWN BY: DD
DATE: YEAR/MONTH/DAY 2025/11/21

NOTES
1. DO NOT SCALE DIMENSIONS
2. Contractor shall verify specifications & dimensions. Any discrepancies shall be reported to Daytona Homes for clarification and/or revision.
3. These drawings are the property of Daytona Homes. Do not use or reproduce them without their consent.
4. Drawings are never 100% accurate. As such, Daytona Homes reserves the right to make corrections to errors on plans.

I/We have reviewed these plans and understand the house will be built according to these plans except for additional changes as noted on change orders returned with these plans. I/We further agree that there are no outstanding verbal commitments not documented on these signed plans or change orders.

signature(s) date

PAGE 1.1 OF 12

*Please note: Approved plans are subject to any amendments or conditions made by Community Committee.

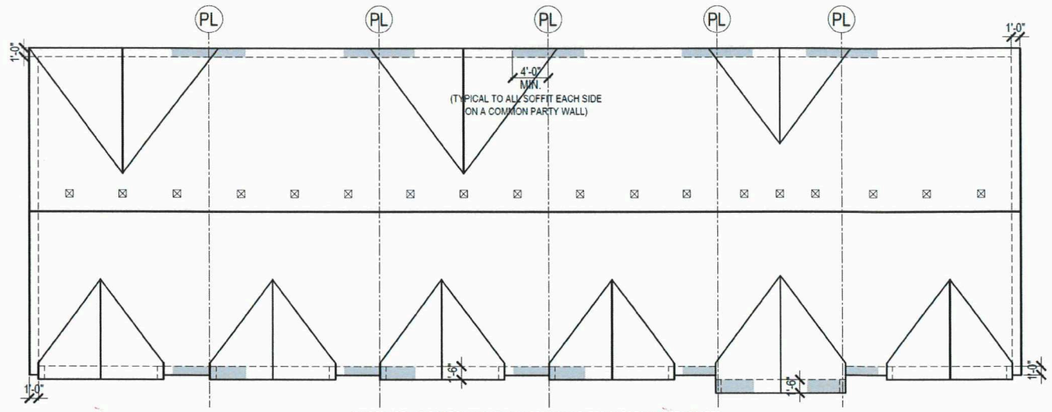

MAIN ROOF PLAN
SCALE: 1/16" = 1'-0"

(CALCULATION FOR EACH UNIT SEPARATELY)

VENTING SOFFIT REQUIREMENTS

TOTAL INSULATED CEILING AREA	3,784 sq.ft
1/300 OF CEILING AREA	12.61 sq.ft
25% OF CEILING AREA ON TOP & BOTTOM OF SPACE	3.15 sq.ft

DAYTONA HOMES INC. ACKNOWLEDGES THE TOTAL AMOUNT OF VENTING SOFFITS REQUIRED BASED ON NATIONAL BUILDING CODE OF CANADA AND WILL CONFORM TO THE REVISIONS. SHADED AREA ON ROOF PLAN SHOWS WHERE NON-VENTED SOFFITS WILL BE LOCATED.DAYTONA HOMES WILL BE USING 0.018" UNPERFORATED ALUM. SOFFIT AND WILL PROVIDE EXTRA ROOF VENTING AS REQUIRED. WILL BE USING 7/16" PLYWOOD TO SEAL TRANSITION BETWEEN NON-VENTED TO VENTED AREAS

WINDOW CONSTRUCTION
- HS1A GLASS MIN. U-VALUE 1.25.
- HEIGHT OF WINDOWS SHALL BE 7'-0" FROM THE FLOOR TO TOP OF WINDOW.
- WINDOW LESS THAN 35-7/16" (900mm) FROM THE FLOOR SHALL EQUIP WITH RESTRICTIVE HINGE THAT WILL OPEN UP TO 4" (100mm).



REAR ELEVATION
SCALE: 1/8" = 1'-0"

SCHEDULE "A" page 17 of 20
To Zoning Agreement dated 08/08/2013 and 33/2012
By-law No. [illegible]
ZONING DISTRICT FILE
COMMUNITY CLERK
APPROVED FOR THE DIRECTOR OF PLANNING, PROPERTY & DEVELOPMENT
Diane Lagay
R. Galston
Jan. 6, 2026
Feb 11, 2026
Feb 04/26
City of Winnipeg

Daytona HOMES

JOB # SOLARA_BLDG. 6,7,9,11	MODEL: 19'14' Townhouse-t6 R	NOTES	PAGE 2
LOT: LT BLK: BL PLAN: PLAN *NOTE: SITE PLAN BY AREA SURVEYOR*	ADDRESS: Waverly Street, Winnipeg, MB	1. DO NOT SCALE DIMENSIONS 2. Contractor shall verify specifications & dimensions. Any discrepancies shall be reported to Daytona Homes for clarification and/or revision. 3. These drawings are the property of Daytona Homes. Do not use or reproduce them without their consent. 4. Drawings are never 100% accurate. As such, Daytona Homes reserves the right to make corrections to errors on plans.	OF 12
SPEC:	DRAWN BY: DD	I/We have reviewed these plans and understand the house will be built according to these plans except for additional changes as noted on change orders returned with these plans. I/We further agree that there are no outstanding verbal commitments not documented on these signed plans or change orders. signature(s) date	
	DATE: YEAR/MONTH/DAY 2025/11/21		

*Please note: Approved plans are subject to any amendments or conditions made by Community Committee.

WINDOW CONSTRUCTION
- HS1A GLASS MIN. U-VALUE 1.25.
- HEIGHT OF WINDOWS SHALL BE 7'-0" FROM THE FLOOR TO TOP OF WINDOW.
- WINDOW LESS THAN 35-7/16" (900mm) FROM THE FLOOR SHALL EQUIP WITH RESTRICTIVE HINGE THAT WILL OPEN UP TO 4" (100mm).

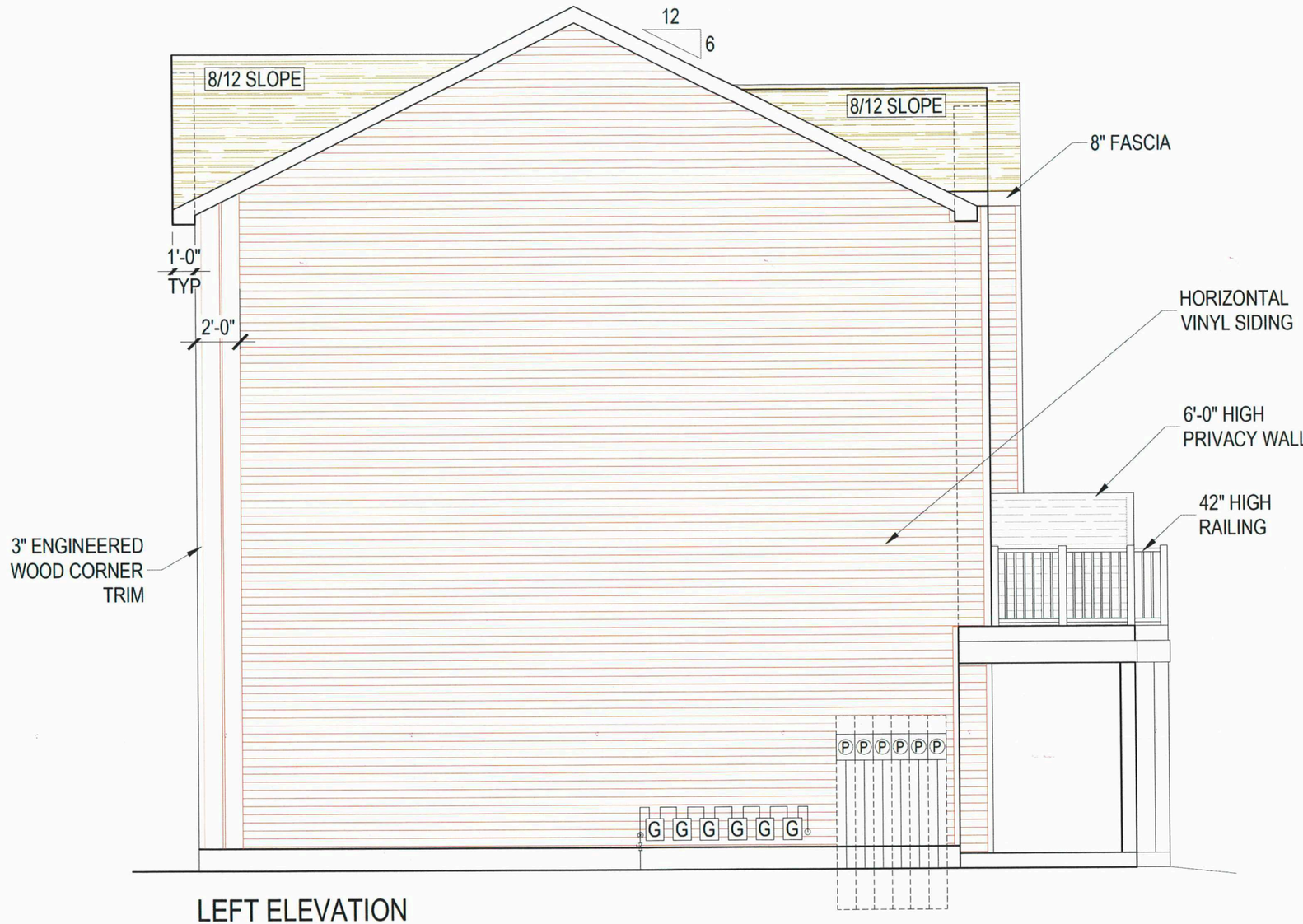

LEFT ELEVATION
SCALE: 3/16" = 1'-0"

SCHEDULE "A" page 18
To Zoning Agreement
By-Law No. B/L 69/2013
ZONING DMS 33/2012
DISTRICT R-Gg blocks
COMMUNITY Lots
APPROVED FOR THE DIRECTOR OF PLANNING, PROPERTY & DEVELOPMENT
Jan. 6, 2026
Feb 11, 2026
Feb 24/26
Winnipeg

Daytona HOMES	JOB # SOLARA_BLDG. 6,7,9,11 LOT: LT BLK: BL PLAN: PLAN *NOTE: SITE PLAN BY AREA SURVEYOR* SPEC:	MODEL: 19'14' Townhouse-t6 R ADDRESS: Waverly Street, Winnipeg, MB DRAWN BY: DD DATE: YEAR/MONTH/DAY 2025/11/21	NOTES 1. DO NOT SCALE DIMENSIONS 2. Contractor shall verify specifications & dimensions. Any discrepancies shall be reported to Daytona Homes for clarification and/or revision. 3. These drawings are the property of Daytona Homes. Do not use or reproduce them without their consent. 4. Drawings are never 100% accurate. As such, Daytona Homes reserves the right to make corrections to errors on plans.	I/We have reviewed these plans and understand the house will be built according to these plans except for additional changes as noted on change orders returned with these plans. I/We further agree that there are no outstanding verbal commitments not documented on these signed plans or change orders. signature(s) date	PAGE 3 OF 12

*Please note: Approved plans are subject to any amendments or conditions made by Community Committee.

WINDOW CONSTRUCTION
- HS1A GLASS MIN. U-VALUE 1.25.
- HEIGHT OF WINDOWS SHALL BE 7'-0" FROM THE FLOOR TO TOP OF WINDOW.
- WINDOW LESS THAN 35-7/16" (900mm) FROM THE FLOOR SHALL EQUIP WITH RESTRICTIVE HINGE THAT WILL OPEN UP TO 4" (100mm).

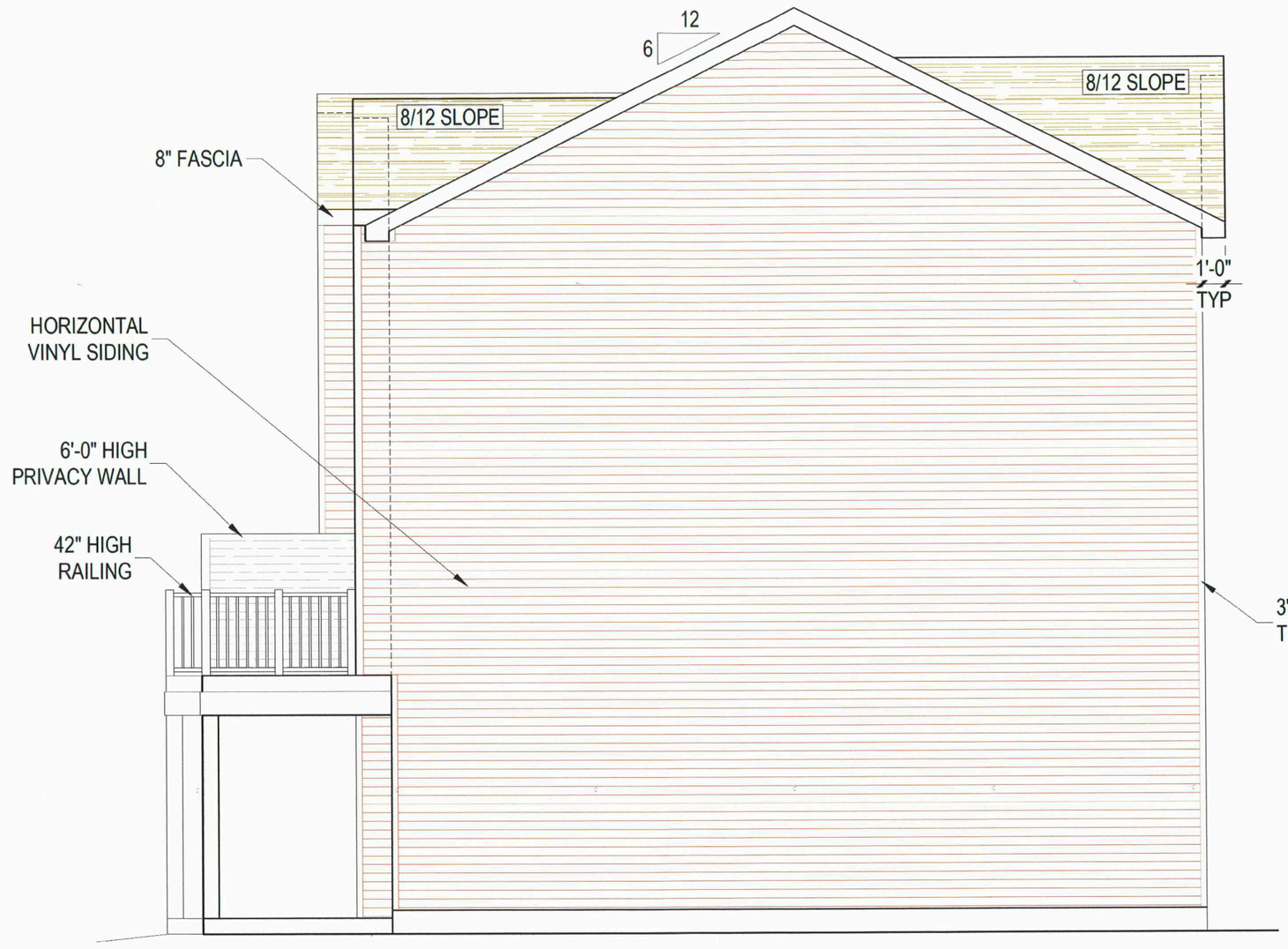

RIGHT ELEVATION
SCALE: 3/16" = 1'-0"

SCHEDULE "A"
To Zoning Agreement
By-Law No. BL 69/2013
page 19 of 20
DIST 33/2012
ZONING OFFICER
DISTRICT PLANNER
COMMUNITY CLERK
APPROVED FOR THE DIRECTOR OF PLANNING, PROPERTY & DEVELOPMENT
Jan. 6, 2026
Feb 11, 2026
Feb 24/26
City of Winnipeg

Daytona HOMES

JOB # SOLARA_BLDG. 6,7,9,11		MODEL: 19'14' Townhouse-t6 R	NOTES 1. DO NOT SCALE DIMENSIONS 2. Contractor shall verify specifications & dimensions. Any discrepancies shall be reported to Daytona Homes for clarification and/or revision. 3. These drawings are the property of Daytona Homes. Do not use or reproduce them without their consent. 4. Drawings are never 100% accurate. As such, Daytona Homes reserves the right to make corrections to errors on plans.	I/We have reviewed these plans and understand the house will be built according to these plans except for additional changes as noted on change orders returned with these plans. I/We further agree that there are no outstanding verbal commitments not documented on these signed plans or change orders. signature(s) date	PAGE 4 OF 12
LOT: LT BLK: BL PLAN: PLAN *NOTE: SITE PLAN BY AREA SURVEYOR*		ADDRESS: Waverly Street, Winnipeg, MB			
SPEC:		DRAWN BY: DD			
		DATE: YEAR/MONTH/DAY 2025/11/21			

*Please note: Approved plans are subject to any amendments or conditions made by Community Committee.

WINDOW CONSTRUCTION
- HS1A GLASS MIN. U-VALUE 1.25.
- HEIGHT OF WINDOWS SHALL BE 7'-0" FROM THE FLOOR TO TOP OF WINDOW.
- WINDOW LESS THAN 35-7/16" (900mm) FROM THE FLOOR SHALL EQUIP WITH RESTRICTIVE HINGE THAT WILL OPEN UP TO 4" (100mm).

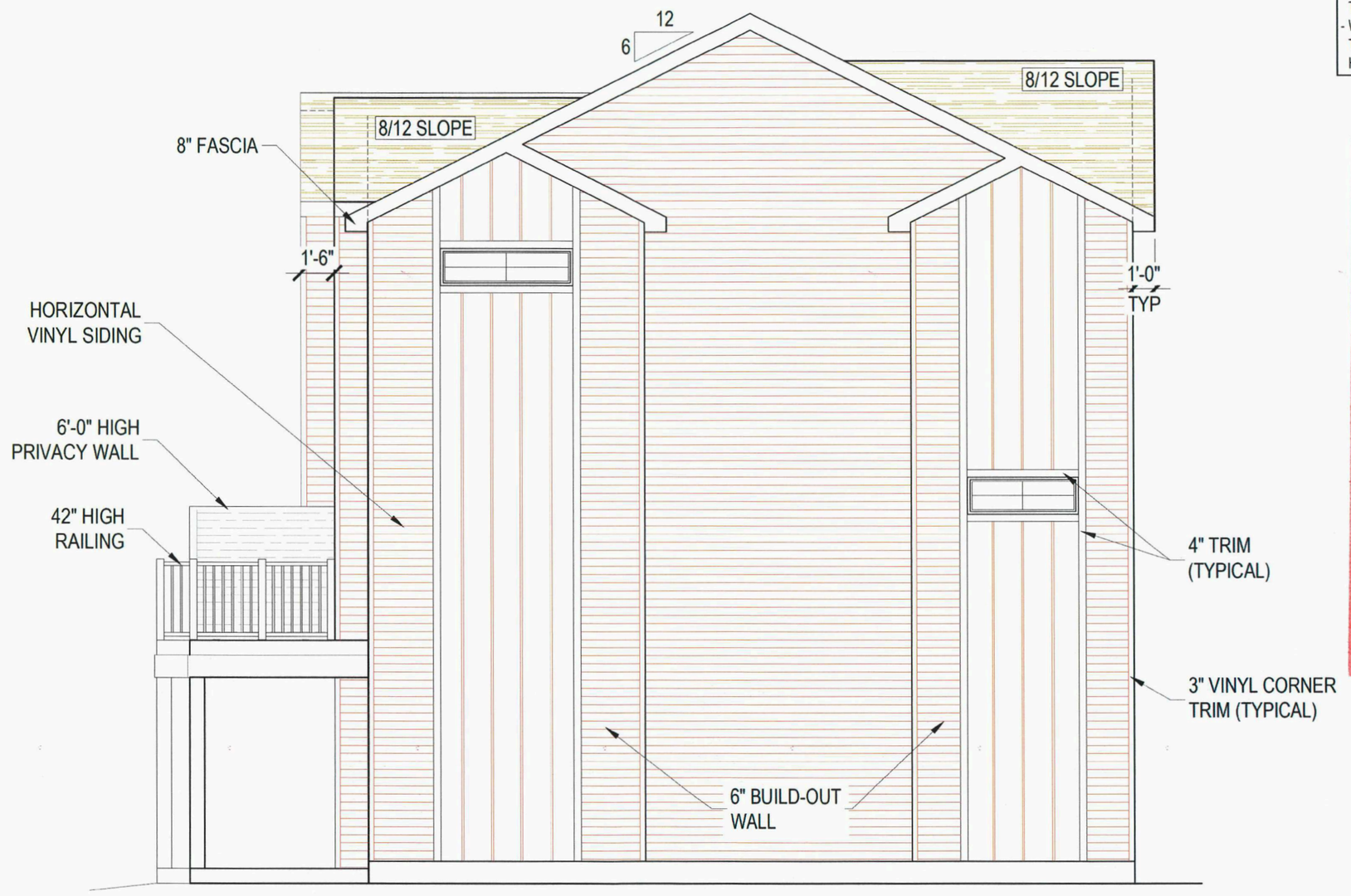

RIGHT ELEVATION (APPLICABLE TO BLDG. 6)
SCALE: 3/16" = 1'-0"

SCHEDULE "A"
To Zoning Agreement
By-Law No. BYL 68/2013
ZONING
DISTRICT PLANNER
COMMUNITY CLERK
APPROVED FOR THE DIRECTOR OF PLANNING, PROPERTY & DEVELOPMENT
page 20 of 20
DATE 33/2012
Jan. 6, 2026
Feb 11, 2026
Feb 24/26
Winnipeg

Daytona HOMES

JOB # SOLARA_BLDG. 6,7,9,11	MODEL: 19'14' Townhouse-t6 R	NOTES	PAGE 4
LOT: LT BLK: BL PLAN: PLAN *NOTE: SITE PLAN BY AREA SURVEYOR*	ADDRESS: Waverly Street, Winnipeg, MB	1. DO NOT SCALE DIMENSIONS 2. Contractor shall verify specifications & dimensions. Any discrepancies shall be reported to Daytona Homes for clarification and/or revision. 3. These drawings are the property of Daytona Homes. Do not use or reproduce them without their consent. 4. Drawings are never 100% accurate. As such, Daytona Homes reserves the right to make corrections to errors on plans.	OF 12
SPEC:	DRAWN BY: DD	I/We have reviewed these plans and understand the house will be built according to these plans except for additional changes as noted on change orders returned with these plans. I/We further agree that there are no outstanding verbal commitments not documented on these signed plans or change orders. signature(s) date	
	DATE: YEAR/MONTH/DAY 2025/11/21		