PROPOSED BIRCHWOOD
KIA WEST

WINNIPEG, MANITOBA

DESIGN PRESENTATION

Plan Approval

RAYMOND S.C. WAN
ARCHITECT

JANUARY 15TH, 2026

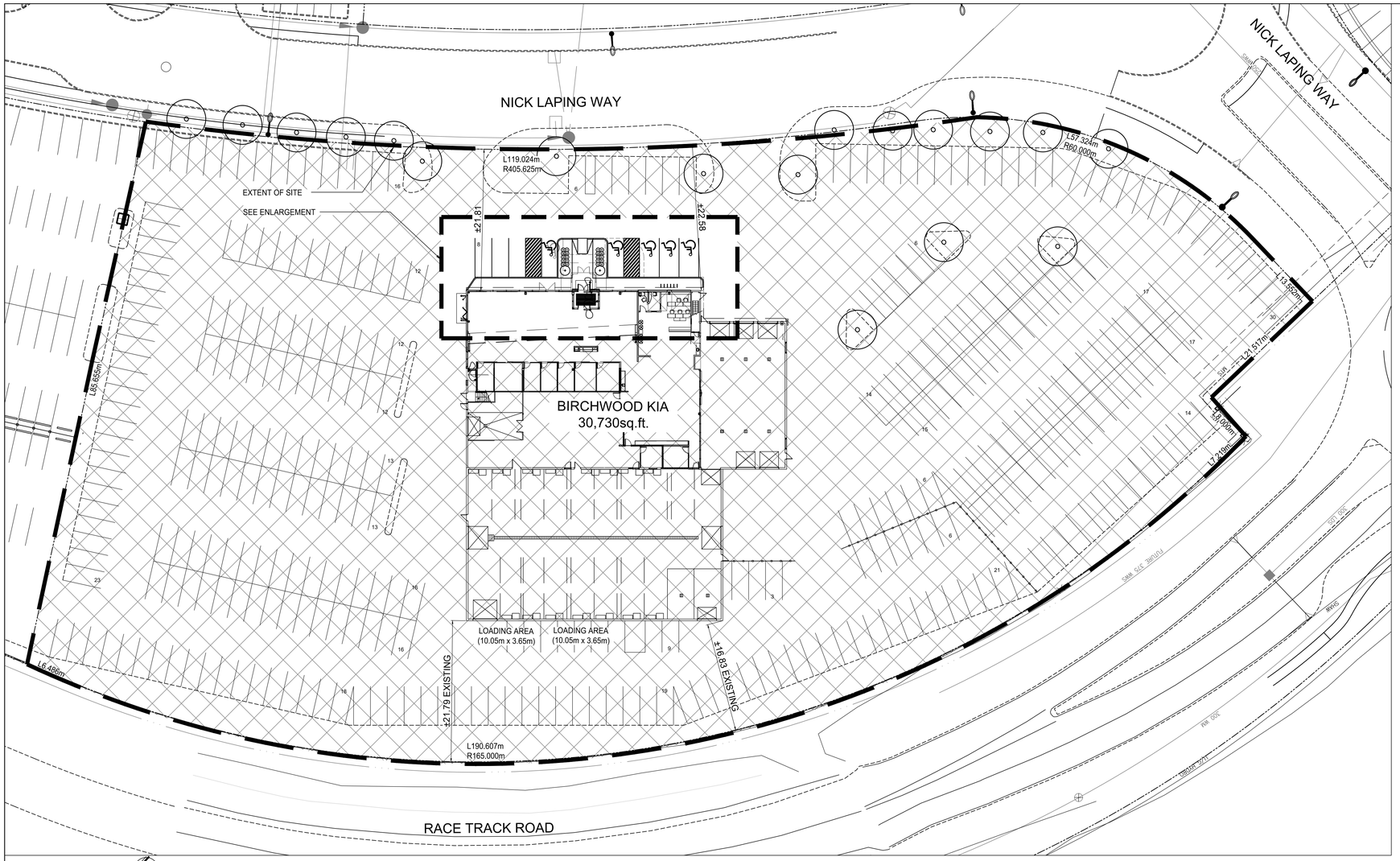

OVERALL SITE PLAN
SCALE 1:300

NORTH

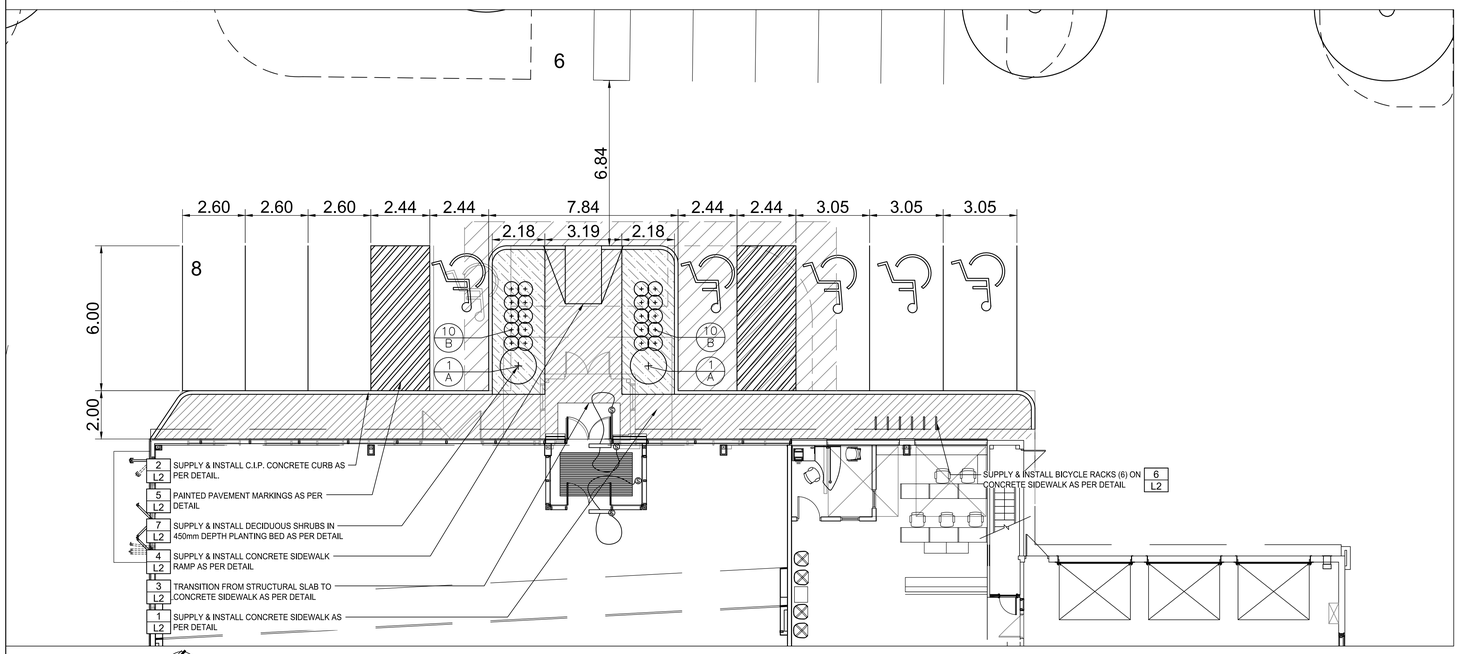

ENLARGEMENT PLAN
SCALE 1:100

NORTH

SITE PARKING SUMMARY

PARKING REQUIRED	
EXISTING KIA DEALERSHIP (W/ REDEVELOPMENT)	
CAT. 20 - AUTO SALES (30,730 sq.ft. @ 1/250 OVER 2000 sq.ft)	115 STALLS
TOTAL PARKING REQUIRED	115 STALLS
ACCESSIBLE PARKING REQUIRED	5 STALLS (2 VAN ACCESSIBLE STALL)
BICYCLE PARKING REQUIRED	12 SPACES
LOADING SPACES (33'x12')	2 SPACES
PARKING PROVIDED	
EXISTING KIA DEALERSHIP (W/ REDEVELOPMENT)	
TYPICAL STALLS	138 STALLS
DISPLAY STALLS	199 STALLS
ACCESSIBLE STALLS	5 STALLS (2 VAN ACCESSIBLE STALLS)
TOTAL DEALERSHIP PARKING PROVIDED	342 STALLS
BICYCLE PARKING PROVIDED	12 SPACES
LOADING SPACES (33'X12')	2 SPACES

GENERAL NOTES

1. CONTRACTOR TO CONFIRM ALL DIMENSIONS AND REPORT ANY DISCREPANCIES TO CONTRACT ADMINISTRATOR PRIOR TO CONSTRUCTION.
2. LAYOUT TO BE APPROVED BY CONTRACT ADMINISTRATOR PRIOR TO ANY CONSTRUCTION OR REMOVALS.
3. ALL DIMENSIONS ARE IN METRIC UNLESS OTHERWISE NOTED.
4. CONTRACTOR IS RESPONSIBLE FOR ALL EXCAVATIONS, REMOVALS, DISPOSALS, AND ROUGH GRADING AS REQUIRED TO CONSTRUCT ALL WORKS AS SHOWN ON ALL PLANS, DETAILS AND SPECIFICATIONS. SAWCUT EXISTING PAVEMENT AND CURBS TO ENSURE CLEAN EDGE ON PAVEMENT AND CURBS TO REMAIN (NO BROKEN EDGES).
5. ALL PAINTED PAVEMENT MARKINGS SHOWN WITHIN LIMIT OF WORK & AS NOTED ON PLANS, TO BE INCLUDED IN WORK UNDER THIS CONTRACT.
6. LOCATION OF ALL UTILITIES SHOWN FOR ILLUSTRATION ONLY. CONTRACTOR MUST CONTACT ALL UTILITIES REGARDING RULES FOR WORKING IN THE AREA OF THE UTILITIES PRIOR TO COMMENCEMENT OF ANY WORK. CONTRACTOR MUST CONFIRM LOCATION OF ALL UTILITIES PRIOR TO CONSTRUCTION.
7. CONTRACTOR TO LAYOUT PARKING AREAS TO ACHIEVE REQUIRED NUMBER OF STALLS IN EACH ROW. CONTRACTOR TO REPORT ANY DISCREPANCIES TO CONTRACT ADMINISTRATOR PRIOR TO CONSTRUCTION.
8. ALL EXISTING TREES, SIDEWALKS, CURBS, FENCING, SOD AND PAVING TO REMAIN TO BE PROTECTED DURING CONSTRUCTION TO CITY OF WINNIPEG STANDARDS. AREAS DAMAGED DURING CONSTRUCTION TO BE REPAIRED TO CITY OF WINNIPEG STANDARDS AT THE CONTRACTORS OWN COST.
9. FILL ALL HOLES AND LOW AREAS TO DESIGN SUBGRADE WITH COMPACTED FILL (SUITABLE TO SURFACE FINISH). FOR SODDED/PLANTED AREAS USE COMPACTED CLEAN EARTH FILL SUITABLE FOR PLANT GROWTH. FOR PAVED AREAS USE COMPACTED GRANULAR BASE. REFER TO SPECIFICATIONS.
10. USE SPECIFIED BACKFILL IN ALL TRENCHES RUNNING BELOW ALL STRUCTURES, PAVING, SWALES, ETC.
11. ALL CLAY FILL SHOULD BE PLACED IN MAX 200mm THICK LIFTS AND COMPACTED UNIFORMLY TO A MIN OF 95% STANDARD PROCTOR MAXIMUM DRY DENSITY, AT A MOISTURE CONTENT BETWEEN 5% BELOW AND 5% ABOVE OPTIMUM MOISTURE CONTENT AS DETERMINED BY ASTM D698.
12. BIKE RACK, EXTERIOR
    - .1 BICYCLE RACKS TO BE STAINLESS STEEL INVERTED 'U' SHAPE.
      - .1 AS SUPPLIED BY WS MACHINING & FABRICATION INC., CONTACT 1-204-326-5444

PLANTING NOTES

1. LOCATION OF ALL PLANT MATERIAL TO BE MARKED OUT ON SITE AND APPROVED BY CONTRACT ADMINISTRATOR PRIOR TO PLANTING.
2. PLANT SPACING, UNLESS OTHERWISE NOTED:
   SHRUB SPACING:
   DECIDUOUS SHRUBS: 550mm O.C.
3. ALL PLANT MATERIAL TO BE BEST QUALITY. PLANT MATERIAL TO BE REVIEWED ON SITE BY LANDSCAPE ARCHITECT ON SITE PRIOR TO PLANTING. PLANTS NOT ACCEPTABLE ARE TO BE REPLACED AND NEW PLANTS APPROVED PRIOR TO PLANTING. REPLACEMENTS ARE AT THE CONTRACTOR'S OWN COST.
4. ALL PLANTING EXCAVATIONS ARE TO BE REVIEWED AND APPROVED BY PROJECT LANDSCAPE ARCHITECT PRIOR TO PLACEMENT OF DRAINAGE COURSE, FILTER FABRIC AND/OR SOIL
5. SHRUB BEDS AT PARKING AREA TO HAVE PLANTS SET BACK SO THAT THERE IS A 450mm WIDE MULCH EDGE ALONG CURB WITH FULL GROWTH OF PLANTS.
6. PLANT MATERIAL MUST BE NO.1 GRADE NURSERY STOCK, SUPPLIED AND INSTALLED IN CONFORMANCE WITH THE LATEST EDITION OF THE CANADIAN NURSERY LANDSCAPE ASSOCIATION 'CANADIAN STANDARDS FOR NURSERY STOCK'.
7. PROVIDE MAINTENANCE OF SHRUB BEDS, SHRUBS AND GROUND COVERS FROM DATE OF INSTALLATION UNTIL TWO (2) YEARS AFTER DATE OF ISSUANCE OF CERTIFICATE OF SUBSTANTIAL PERFORMANCE.

LEGEND

- ASPHALT TO MATCH EXISTING
- REINFORCED CONCRETE SIDEWALK
- 600mm DEPTH PLANTING BED
- PAINTED ISLAND
- PROPERTY LINE
- PROPOSED CONCRETE CURB
- EXISTING TREE TO REMAIN

SUGGESTED PLANT LIST

KEY	QTY	COMMON NAME/BOTANICAL NAME	SIZE	REMARKS
DECIDUOUS SHRUBS				
A	2	SIBERIAN PEARLS DOGWOOD / CORNUS ALBA 'SIBERIAN PEARLS'	5 GAL. POT	SPECIMEN, CONTAINER GROWN, WELL BRANCHED PLANT. MIN PLANT HT. OF 600mm. SPACING AT 600mm
B	20	GOLDMOUND SPIREA / SPIRAEA X JAPONOCA 'GOLDMOUND'	2 GAL. POT	SPECIMEN, CONTAINER GROWN, WELL BRANCHED PLANT. MIN PLANT HT. OF 600mm. SPACING AT 600mm

No:	Date:	Revision
1	25.11.26	50% WORKING DRAWINGS
2		
3		
4		

THESE DRAWINGS AND SPECIFICATIONS ARE OWNED AND COPYRIGHTED BY THE CONSULTANT AND ARE NOT TO BE USED, DISCLOSED OR DUPLICATED WITHOUT PRIOR WRITTEN CONSENT. ANY UNAUTHORIZED USE, DISCLOSURE OR REPRODUCTION OF THE INFORMATION CONTAINED HEREIN MAY SUBJECT SUCH PERSON TO CRIMINAL AND CIVIL PENALTIES AND DAMAGES.

BLUMENFELD G.C. WANG ARCHITECT
500 - WILLOW AVENUE
WINNIPEG, MANITOBA R3N 0S6
TEL: 204-487-6468 FAX: 204-487-8388

CONTRACTOR SHALL VERIFY AND BE RESPONSIBLE FOR ALL DIMENSIONS AT JOB SITE.

SEAL

CONSULTANT
McGOWAN·RUSSELL
825 ST. JOSEPH STREET
WINNIPEG MANITOBA
R2H 3A8
TEL: 204-956-0396
FAX: 204-956-1265

OWNER
BIRCHWOOD AUTOMOTIVE GROUP
REAL ESTATE
350-3965 PORTAGE AVENUE
WINNIPEG, MANITOBA
R3K 2H7

PROJECT
BIRCHWOOD KIA WEST
100-3965 PORTAGE AVE.
WINNIPEG, MANITOBA

DO NOT SCALE DRAWINGS
ALL DIMENSIONS ARE TO BE CHECKED VERIFIED ON JOB. CONTRACTOR SHALL NOT SCALE DRAWINGS. NOTIFY CONSULTANTS OF ANY DISCREPANCIES.

DRAWN BY: MD	
CHECKED BY: SR	
DATE: NOV 26, 2025	
PROJECT	SHEET NO.
25-2355	L1

LAYOUT PLAN
SCALE AS NOTED

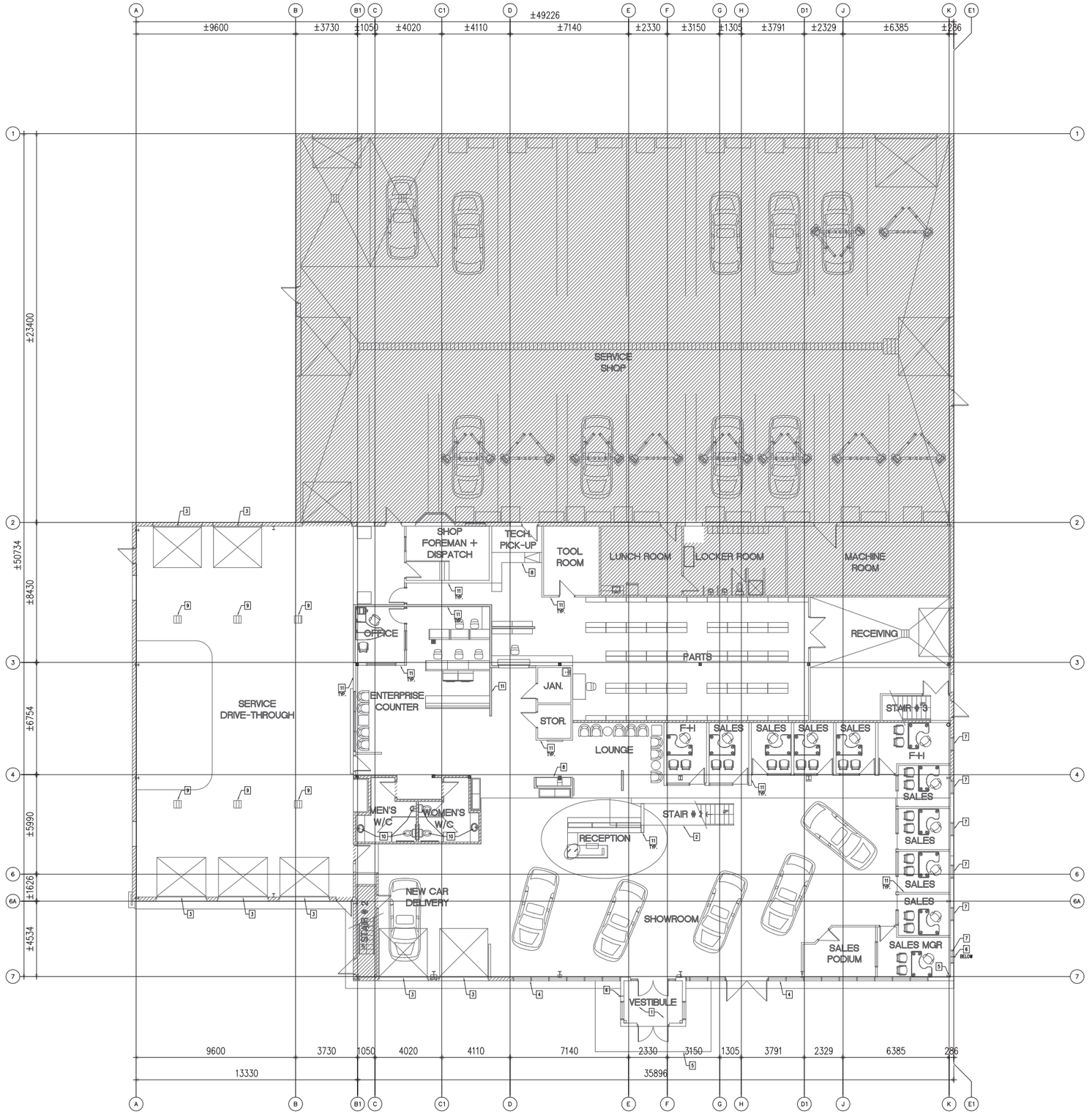

1 / A1.1 **EXISTING - MAIN FLOOR PLAN**
SCALE: 1:100

EXISTING - FLOOR PLAN KEYNOTES

SHOWN: X

1. EXISTING VESTIBULE CONSTRUCTION
2. EXISTING STEEL STAIRS AND RAILING
3. EXISTING OVERHEAD DOOR C/W FRAME
4. EXISTING CURTAIN WALL GLAZING
5. EXISTING CONCRETE ENTRANCE APRON
6. EXISTING WALL HYDRANT
7. EXISTING WINDOW
8. EXISTING MILLWORK
9. EXISTING DRAIN
10. EXISTING PLUMBING FIXTURES
11. EXISTING INTERIOR WALL

GENERAL NOTES

1. G.C. TO SITE VERIFY DIMENSIONS & ALL SITE CONDITIONS PRIOR TO DEMOLITION/CONSTRUCTION. NOTIFY ARCHITECT OF ANY DISCREPANCIES.

EXISTING WALL & SURFACES SHOWN DIAGONALLY HATCHED ARE TO REMAIN. PATCH AND MAKE GOOD OF ALL SURFACES AFFECTED BY DEMOLITION & CONSTRUCTION UNLESS NOTED OTHERWISE

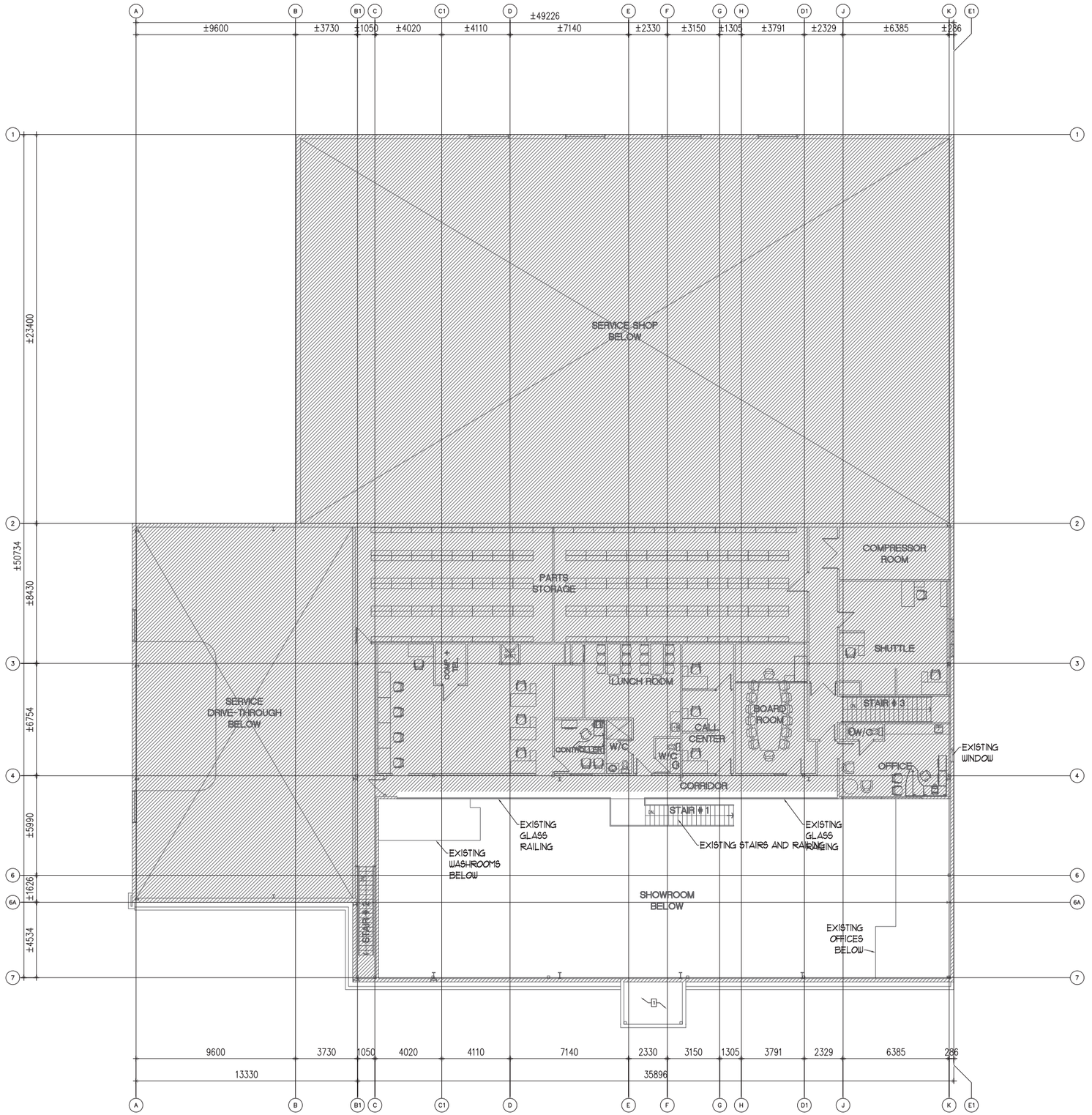

1 A1.2 **EXISTING - SECOND FLOOR PLAN**
SCALE: 1:100

EXISTING - FLOOR PLAN KEYNOTES

SHOWN: X

1. EXISTING VESTIBULE CONSTRUCTION
2. EXISTING STEEL STAIRS AND RAILING
3. EXISTING OVERHEAD DOOR C/W FRAME
4. EXISTING CURTAIN WALL GLAZING
5. EXISTING CONCRETE ENTRANCE APRON
6. EXISTING WALL HYDRANT
7. EXISTING WINDOW
8. EXISTING MILLWORK
9. EXISTING DRAIN
10. EXISTING PLUMBING FIXTURES
11. EXISTING INTERIOR WALL

GENERAL NOTES

1. G.C. TO SITE VERIFY DIMENSIONS & ALL SITE CONDITIONS PRIOR TO DEMOLITION/CONSTRUCTION. NOTIFY ARCHITECT OF ANY DISCREPANCIES.

EXISTING WALL & SURFACES SHOWN DIAGONALLY HATCHED ARE TO REMAIN. PATCH AND MAKE GOOD OF ALL SURFACES AFFECTED BY DEMOLITION & CONSTRUCTION UNLESS NOTED OTHERWISE

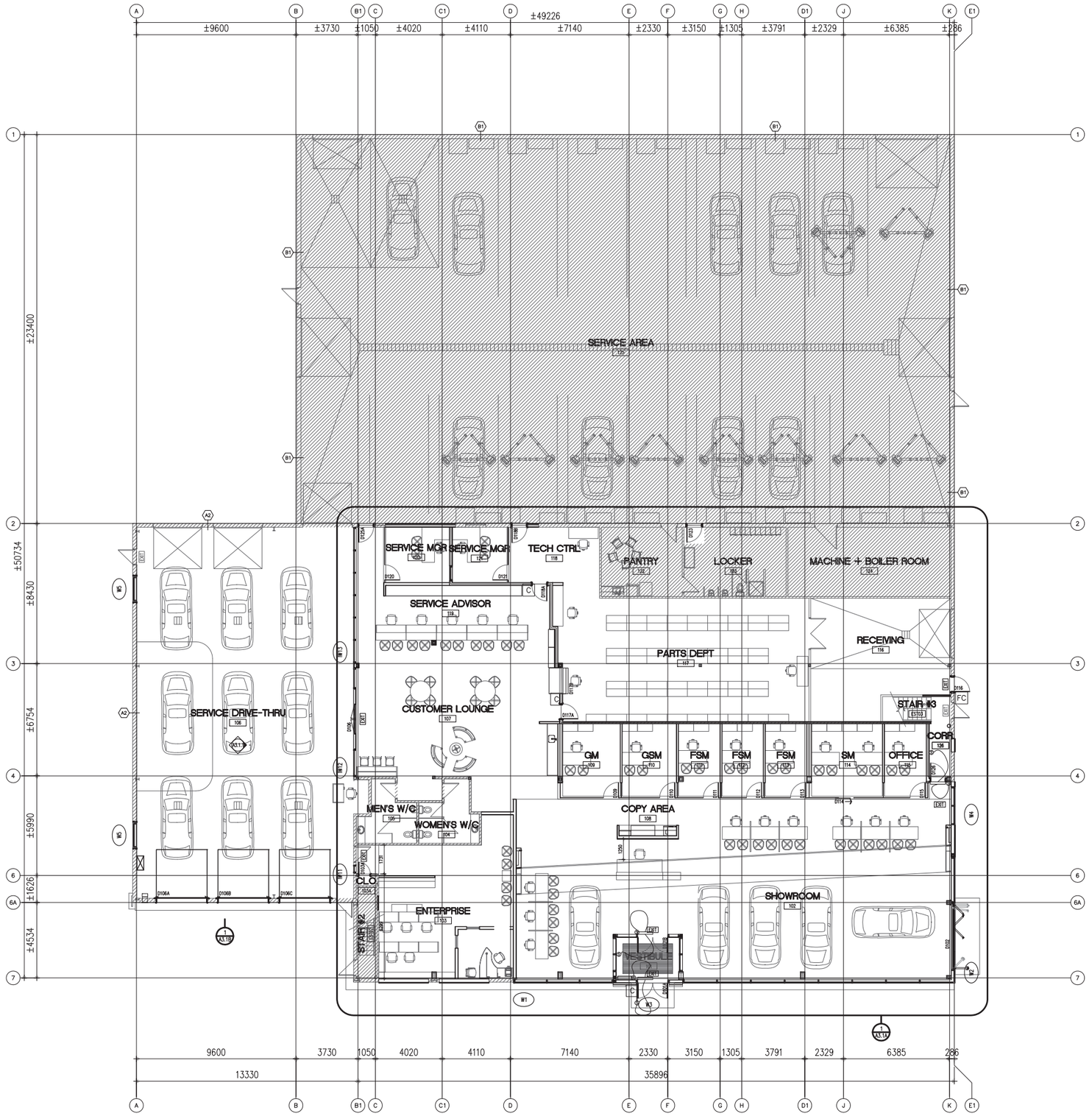

1 A3.1 CONSTRUCTION - MAIN FLOOR PLAN
SCALE: 1:100

TRUE NORTH CONST. NORTH

CONSTRUCTION - FLOOR PLAN KEYNOTES

SHOWN X

1. CONCRETE ENTRANCE APRON 1500mm DEEP C/W 2% SLOPE, EXTEND BEYOND ROUGH OPENING 300mm, SEE LANDSCAPE & STRUCT.
2. RELOCATED EXISTING FIRE ALARM ANNUNCIATOR - WALL MOUNTED, SEE ELEC.
3. PEDITREAD W/ RECESSED LEVEL BASE FRAME - NO DRAIN, SIZE AS SHOWN
   PRODUCT: C-S AA M2 - SURFACE MOUNTED
   COLOUR: CLEAR ANODIZED FRAME C/W SERRATED ALUMINUM INSERTS
4. MILLWORK, SEE INTERIOR ELEVATIONS
5. INFILL EXISTING WALL OPENING, MATCH EXISTING WALL CONSTRUCTION. ENSURE CONTINUITY OF FIRE RATING, AS REQUIRED.
6. ELECTRONIC KEY SYSTEM (BY OWNER) POWER TO BE PROVIDED, SEE ELEC.
   MODEL: KEYper MAX MKE160XC, WALL MOUNTED.
   841 13mm G.I.S. PLYWOOD BACKING (1200mm x 1200mm) FOR ELECTRONIC KEY SYSTEM.
   MOUNTING HEIGHT TO BE CONFIRMED W/ SUPPLIER.
7. PHOTOCOPIER MACHINE (BY OWNER), SEE ELEC.
8. FURNITURE/EQUIPMENT (BY OWNER)
9. PROVIDE FINISHED DRYWALL RETURN FOR OPENING.
10. EXISTING KEY BOX DROP OFF INSTALLED IN THE SAME LOCATION
11. **SEPARATE PRICING**
    NEW OVERHEAD DOOR C/W BENT STEEL PLATE - PTD
12. EXISTING FLOOR DRAIN
13. EXISTING SANITARY LINE FROM SECOND FLOOR WASHROOM ABOVE, PROVIDE A CHASE C/W CLEAN OUT COVER FOR ACCESS.

EXISTING WALL & SURFACES SHOWN DIAGONALLY HATCHED ARE TO REMAIN, PATCH AND MAKE GOOD OF ALL SURFACES AFFECTED BY DEMOLITION & CONSTRUCTION UNLESS NOTED OTHERWISE

GENERAL NOTES

1. G.C. TO SITE VERIFY DIMENSIONS & ALL SITE CONDITIONS PRIOR TO DEMOLITION/CONSTRUCTION. NOTIFY ARCHITECT OF ANY DISCREPANCIES.
2. EXISTING FURNITURE & ACCESSORIES WITHIN SCOPE OF WORK TO BE TURNED OVER TO OWNER.
3. FLOORING NOT IN SCOPE OF WORK TO REMAIN. ENSURE CLEAN TRANSITIONS BETWEEN EXISTING & NEW.
4. G.C. TO VERIFY ALL NEW & EXISTING MATERIALS WHERE SPECIFIED AS "MATCH EXISTING".
5. G.C. TO INFORM ARCHITECT OF EXISTING WALL CONDITIONS AT WINDOW INFILL ONCE DEMOLITION COMMENCES, IF DIFFERENT FROM PROVIDED DETAILS.
6. ENSURE CONTINUITY OF EXISTING / NEW FIRE RATINGS.

LEGEND

- EXIT — EXIT SIGNAGE, SEE ELEC.
- BARRIER-FREE DOOR OPERATOR SWITCH, SEE DOOR SCHEDULE
- C — ELECTRONIC ACCESS CONTROL (CARD READER) SEE DOOR SCHEDULE & ELEC.
- FC — FUTURE ELECTRONIC ACCESS CONTROL (CARD READER) SEE DOOR SCHEDULE & ELEC.
- 1 HR FIRE RATED WALL ASSEMBLY
- 2 HR FIRE RATED WALL ASSEMBLY

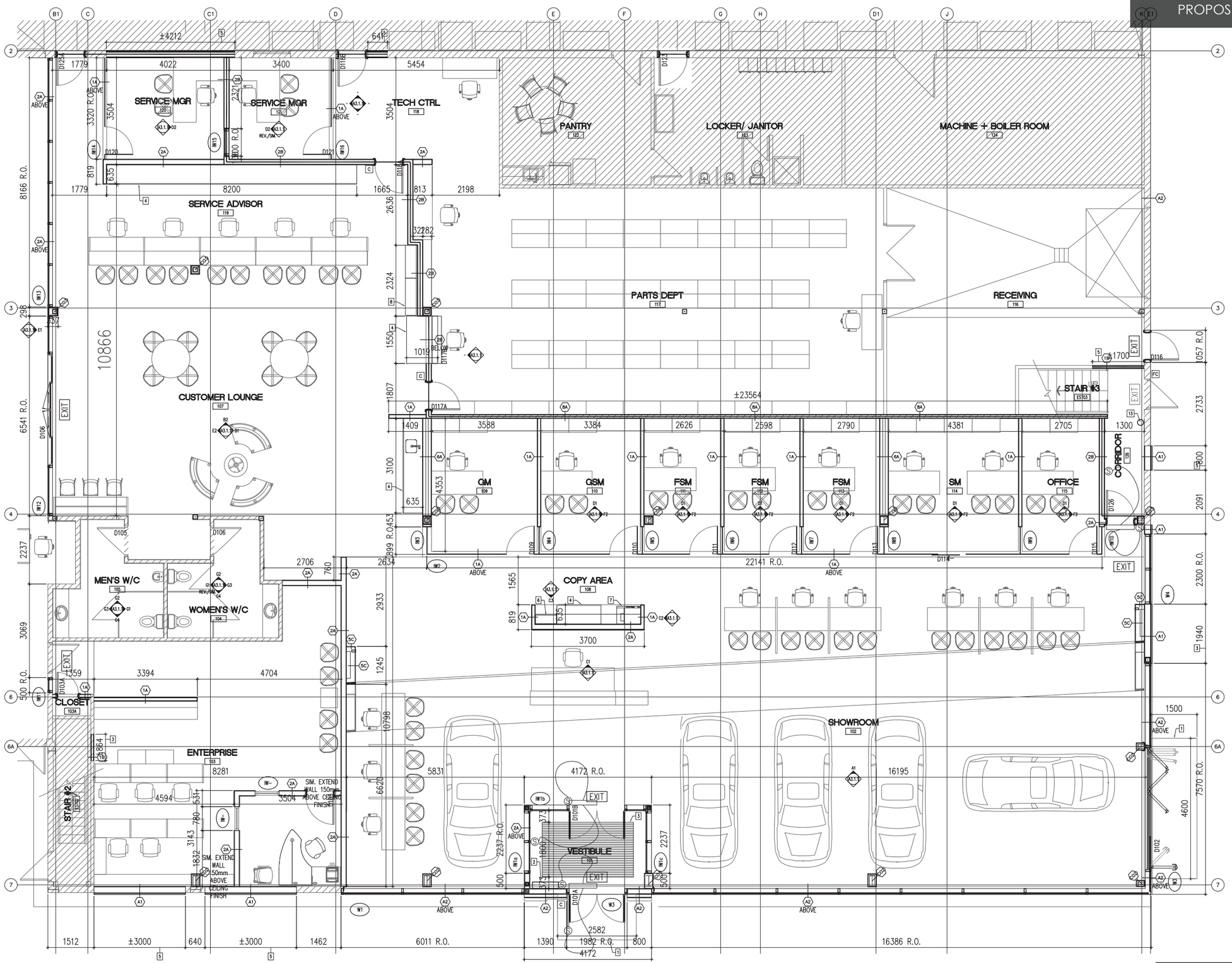

CONSTRUCTION - ENLARGED MAIN FLOOR PLAN

SCALE: 1:50

TRUE NORTH CONST. NORTH

DESIGN PRESENTATION (DP)

JANUARY 15TH, 2026

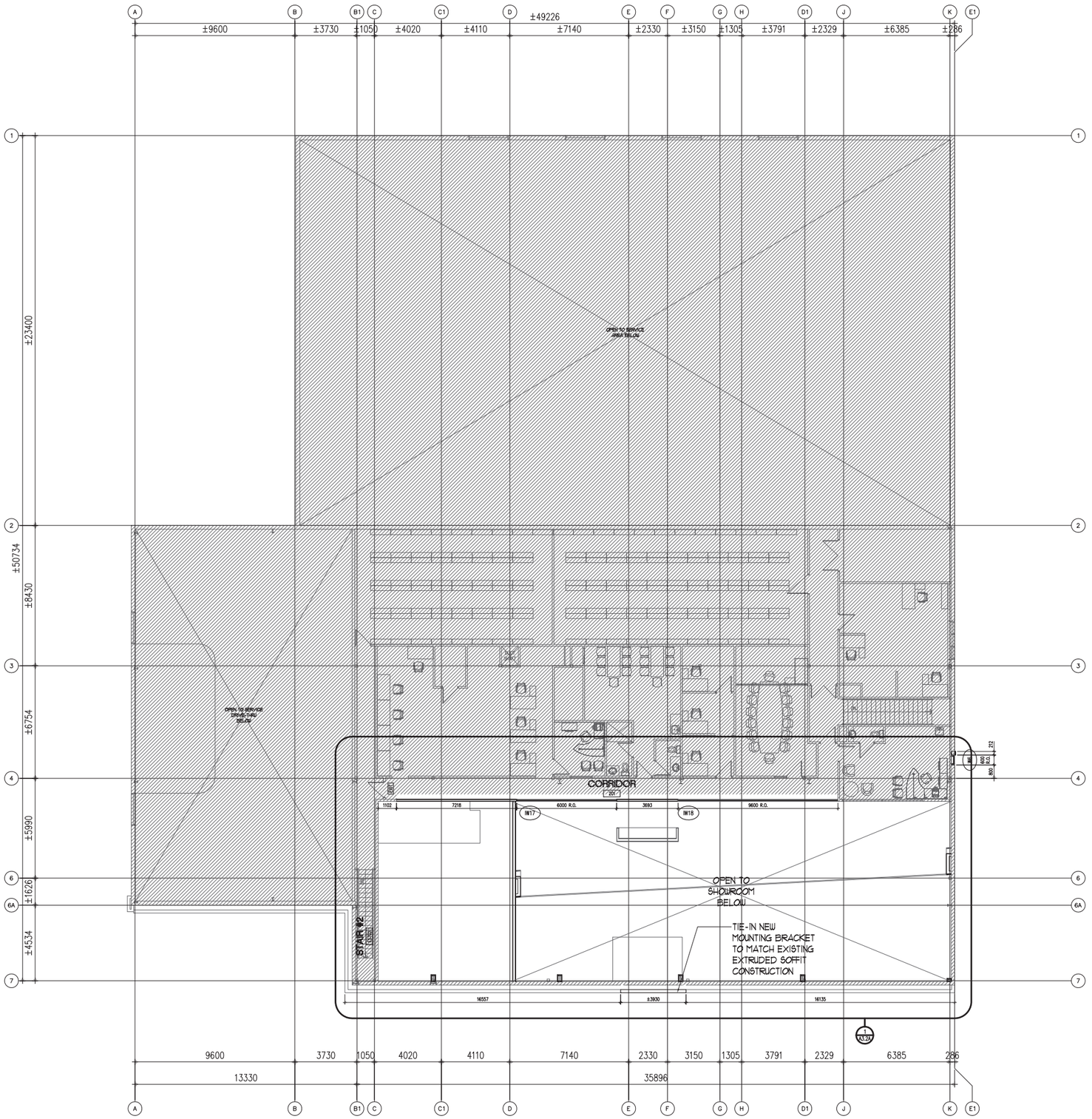

CONSTRUCTION - FLOOR PLAN KEYNOTES

SHOWN: X

1. CONCRETE ENTRANCE APRON 1500mm DEEP C/W 2% SLOPE, EXTEND BEYOND ROUGH OPENING 300mm, SEE LANDSCAPE & STRUCT.
2. RELOCATED EXISTING FIRE ALARM ANNUNCIATOR - WALL MOUNTED, SEE ELEC.
3. PEDITREAD W/ RECESSED LEVEL BASE FRAME - NO DRAIN, SIZE AS SHOWN
   PRODUCT: C-S AA M2 - SURFACE MOUNTED
   COLOUR: CLEAR ANODIZED FRAME C/W SERRATED ALUMINUM INSERTS
4. MILLWORK, SEE INTERIOR ELEVATIONS
5. INFILL EXISTING WALL OPENING, MATCH EXISTING WALL CONSTRUCTION. ENSURE CONTINUITY OF FIRE RATING, AS REQUIRED.
6. ELECTRONIC KEY SYSTEM (BY OWNER) POWER TO BE PROVIDED, SEE ELEC.
   MODEL: KEYper MAX MKE160XC, WALL MOUNTED.
   541 13mm G.I.S. PLYWOOD BACKING (1200mm x 1200mm) FOR ELECTRONIC KEY SYSTEM.
   MOUNTING HEIGHT TO BE CONFIRMED W/ SUPPLIER.
7. PHOTOCOPIER MACHINE (BY OWNER), SEE ELEC.
8. FURNITURE/EQUIPMENT (BY OWNER)
9. PROVIDE FINISHED DRYWALL RETURN FOR OPENING.
10. EXISTING KEY BOX DROP OFF INSTALLED IN THE SAME LOCATION
11. **SEPARATE PRICING**
    NEW OVERHEAD DOOR C/W BENT STEEL PLATE - FTD
12. EXISTING FLOOR DRAIN
13. EXISTING SANITARY LINE FROM SECOND FLOOR WASHROOM ABOVE, PROVIDE A CHASE C/W CLEAN OUT COVER FOR ACCESS.

EXISTING WALL & SURFACES SHOWN DIAGONALLY HATCHED ARE TO REMAIN. PATCH AND MAKE GOOD OF ALL SURFACES AFFECTED BY DEMOLITION & CONSTRUCTION UNLESS NOTED OTHERWISE

GENERAL NOTES

1. G.C. TO SITE VERIFY DIMENSIONS & ALL SITE CONDITIONS PRIOR TO DEMOLITION/CONSTRUCTION. NOTIFY ARCHITECT OF ANY DISCREPANCIES.
2. EXISTING FURNITURE & ACCESSORIES WITHIN SCOPE OF WORK TO BE TURNED OVER TO OWNER.
3. FLOORING NOT IN SCOPE OF WORK TO REMAIN. ENSURE CLEAN TRANSITIONS BETWEEN EXISTING & NEW.
4. G.C. TO VERIFY ALL NEW & EXISTING MATERIALS WHERE SPECIFIED AS "MATCH EXISTING".
5. G.C. TO INFORM ARCHITECT OF EXISTING WALL CONDITIONS AT WINDOW INFILL ONCE DEMOLITION COMMENCES, IF DIFFERENT FROM PROVIDED DETAILS.
6. ENSURE CONTINUITY OF EXISTING / NEW FIRE RATINGS.

LEGEND

- EXIT — EXIT SIGNAGE, SEE ELEC.
- BARRIER-FREE DOOR OPERATOR SWITCH, SEE DOOR SCHEDULE
- C — ELECTRONIC ACCESS CONTROL (CARD READER) SEE DOOR SCHEDULE & ELEC.
- FC — FUTURE ELECTRONIC ACCESS CONTROL (CARD READER) SEE DOOR SCHEDULE & ELEC.
- 1 HR FIRE RATED WALL ASSEMBLY
- 2 HR FIRE RATED WALL ASSEMBLY

TRUE NORTH / CONST. NORTH

1 / A3.2 CONSTRUCTION - SECOND FLOOR PLAN
SCALE: 1:100

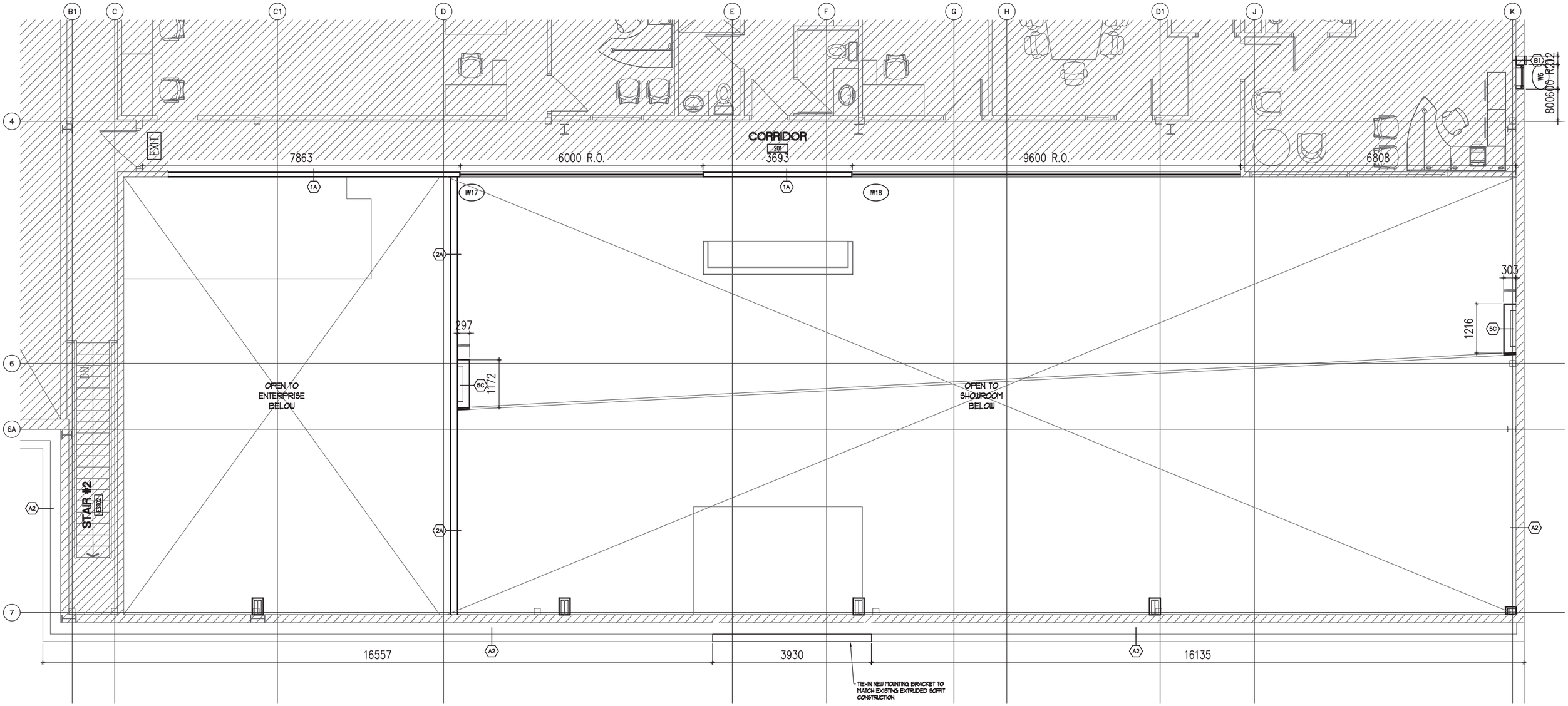

CONSTRUCTION - ENLARGED SECOND FLOOR PLAN

SCALE: 1:50

TRUE NORTH

CONST. NORTH

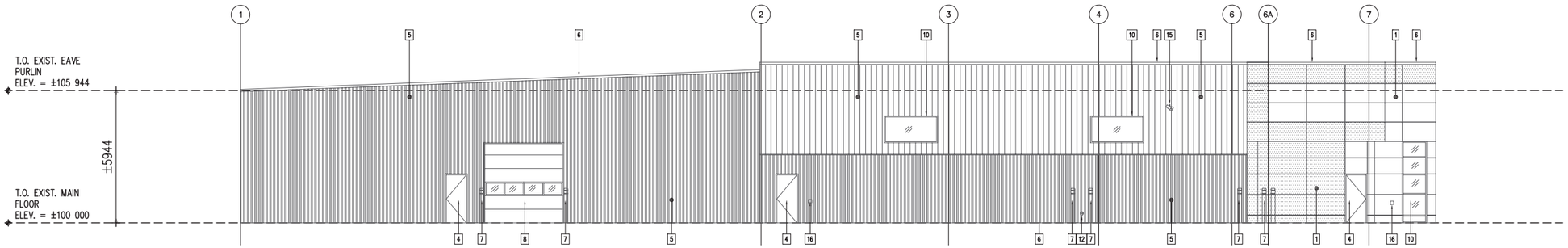

1 — EXISTING - WEST ELEVATION
SCALE: 1:100

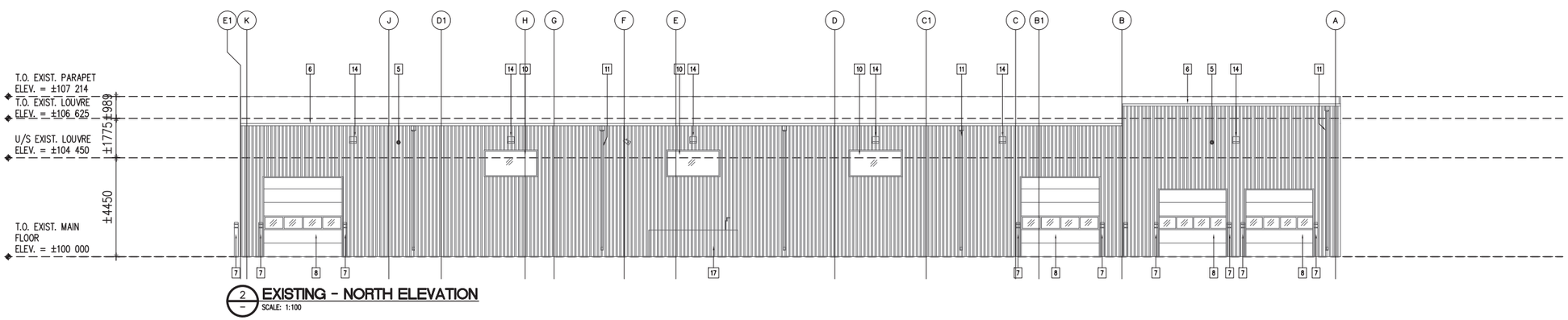

2 — EXISTING - NORTH ELEVATION
SCALE: 1:100

EXISTING - ELEVATION KEYNOTES

SHOWN: X

1	EXISTING ALUMINUM COMPOSITE PANELS
2	EXISTING ALUMINUM LOUVER
3	EXISTING DEALER SIGNAGE
4	EXISTING DOOR
5	EXISTING PRE-FIN. METAL CLADDING
6	EXISTING PRE-FIN. METAL FLASHING
7	EXISTING BOLLARD
8	EXISTING OVERHEAD DOOR
9	EXISTING CURTAIN WALL GLAZING
10	EXISTING WINDOW
11	EXISTING RAIN WATER LEADER
12	EXISTING FIRE CONNECTION DEPARTMENT
13	EXISTING SECURITY CAMERA
14	EXISTING EXTERIOR LIGHT FIXTURE
15	EXISTING PA ANNOUNCER
16	EXISTING WALL HYDRANT BOX
17	EXISTING MECHANICAL EQUIPMENT
18	EXISTING KEY DROP BOX

KEY PLAN

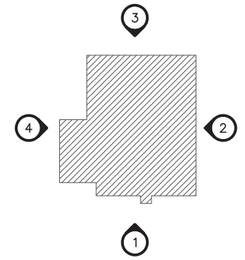

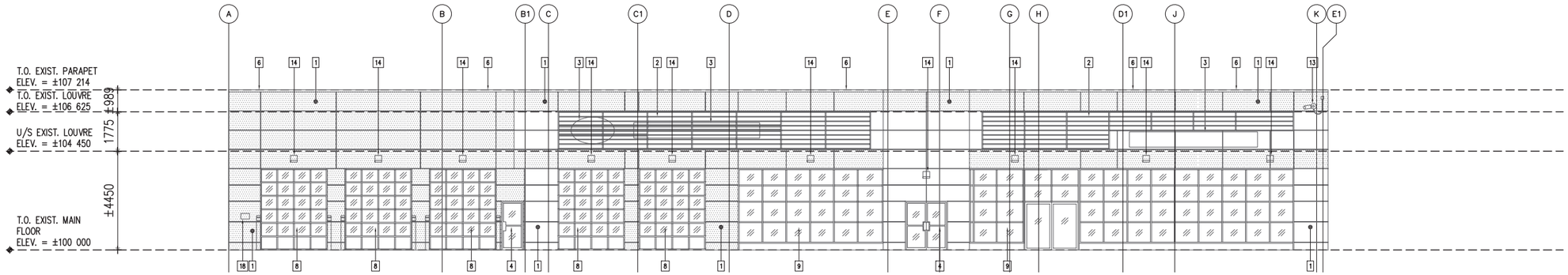

3 — EXISTING - SOUTH ELEVATION
SCALE: 1:100

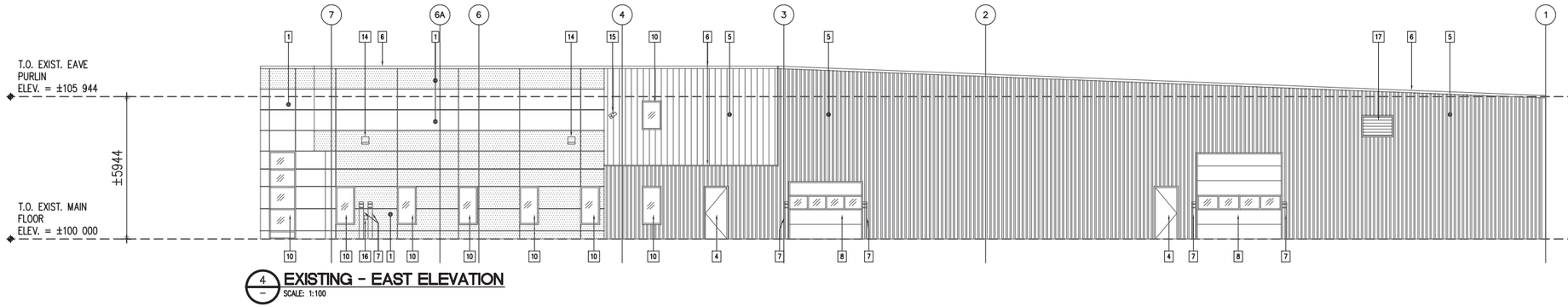

4 — EXISTING - EAST ELEVATION
SCALE: 1:100

EXISTING - ELEVATION KEYNOTES SHOWN: X

1. EXISTING ALUMINUM COMPOSITE PANELS
2. EXISTING ALUMINUM LOUVER
3. EXISTING DEALER SIGNAGE
4. EXISTING DOOR
5. EXISTING PRE-FIN. METAL CLADDING
6. EXISTING PRE-FIN. METAL FLASHING
7. EXISTING BOLLARD
8. EXISTING OVERHEAD DOOR
9. EXISTING CURTAIN WALL GLAZING
10. EXISTING WINDOW
11. EXISTING RAIN WATER LEADER
12. EXISTING FIRE CONNECTION DEPARTMENT
13. EXISTING SECURITY CAMERA
14. EXISTING EXTERIOR LIGHT FIXTURE
15. EXISTING PA ANNOUNCER
16. EXISTING WALL HYDRANT BOX
17. EXISTING MECHANICAL EQUIPMENT
18. EXISTING KEY DROP BOX

KEY PLAN

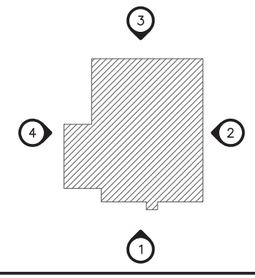

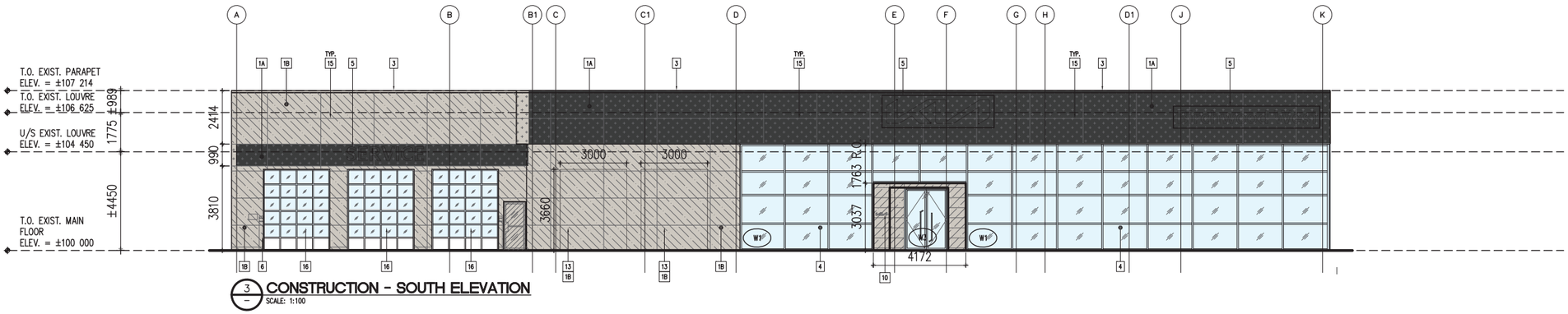

3 CONSTRUCTION - SOUTH ELEVATION
SCALE: 1:100

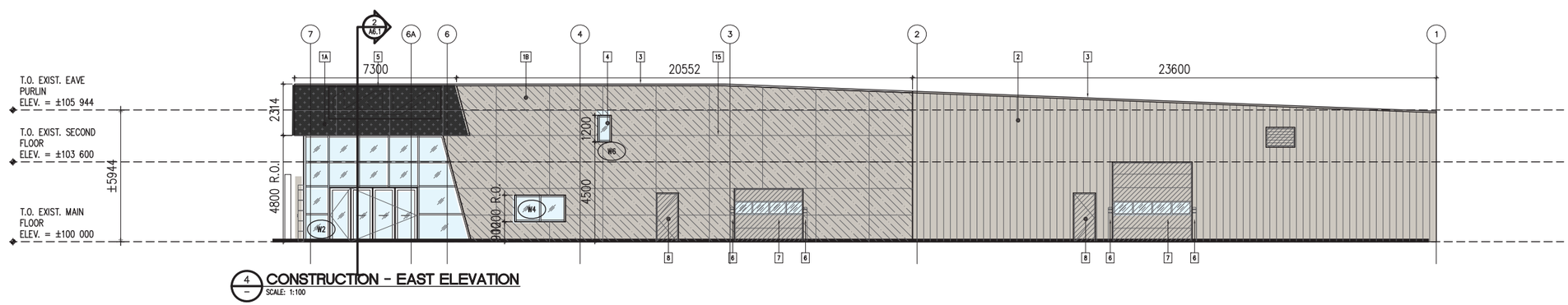

4 CONSTRUCTION - EAST ELEVATION
SCALE: 1:100

CONSTRUCTION - ELEVATION KEYNOTES

SHOWN: X

- 1A ALUMINUM COMPOSITE METAL PANEL
  PRODUCT: 541 BY PRIDE SIGNS
  COLOUR: BLACK
- 1B ALUMINUM COMPOSITE METAL PANEL
  PRODUCT: 541 BY PRIDE SIGNS
  COLOUR: JY-2520 "EXOTIC SILVER MICA"
- 2 PRE-FIN. METAL CLADDING (VERT.)
  PRODUCT: VICUEST "AD-3000R"
  COLOUR: "QC7500" SILVER
- 3 PRE-FINISHED METAL PARAPET CAP FLASHING C/W S-LOCK
  COLOUR: TO MATCH ADJACENT FINISH
- 4 ALUMINUM CURTAIN WALL WINDOW/DOOR
  SEE WINDOW SCHEDULE & DOOR SCHEDULE
- 5 ILLUMINATED BUILDING SIGNAGE, BY TENANT, SEE ELEC.
  FINAL LOCATION TO BE COORDINATED ON SITE
- 6 EXISTING CONCRETE FILLED STEEL BOLLARD TO REMAIN. PROVIDE NEW PVC COVER.
- 7 EXISTING OVERHEAD DOOR TO REMAIN. EXISTING BENT STEEL FRAME TO BE PAINTED, COLOUR TO MATCH ADJ. SURFACE
- 8 EXIST. HOLLOW METAL DOOR & STEEL FRAME - PTD
  COLOUR: TO MATCH ADJACENT FINISH
- 9 EXISTING EXTERIOR LIGHT FIXTURE RE-INSTALLED IN SAME LOCATION. PROVIDE EXTENSION TO INSTALL ON NEW CLADDING, SEE ELEC.
- 10 BLACK ACRYLIC LOGO PAINTED SATIN FINISH BLACK PIN MOUNTED FLUSH ON NEW ACM ENTRANCE PORTAL 541 BY OTHERS (PRIDE SIGNS)
- 11 EXISTING FIRE DEPARTMENT CONNECTION INLET, SEE MECH.
- 12 NEW RAIN WATER LEADER, COLOUR TO MATCH ADJACENT SURFACE
- 13 INFILL WALL OPENING, MATCH EXISTING WALL CONSTRUCTION
- 14 EXISTING KEY DROP BOX
- 15 13mm ACM PANEL REVEAL
- 16 ** SEPARATE PRICING **
  NEW OVERHEAD DOOR C/W BENT STEEL PLATE COLOUR TO MATCH ADJACENT SURFACE

EXISTING WALL & SURFACES SHOWN DIAGONALLY HATCHED ARE TO REMAIN. PATCH AND MAKE GOOD OF ALL SURFACES AFFECTED BY DEMOLITION & CONSTRUCTION UNLESS NOTED OTHERWISE

KEY PLAN

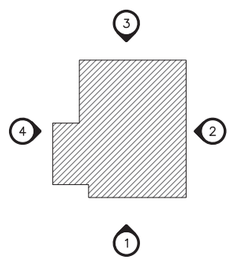

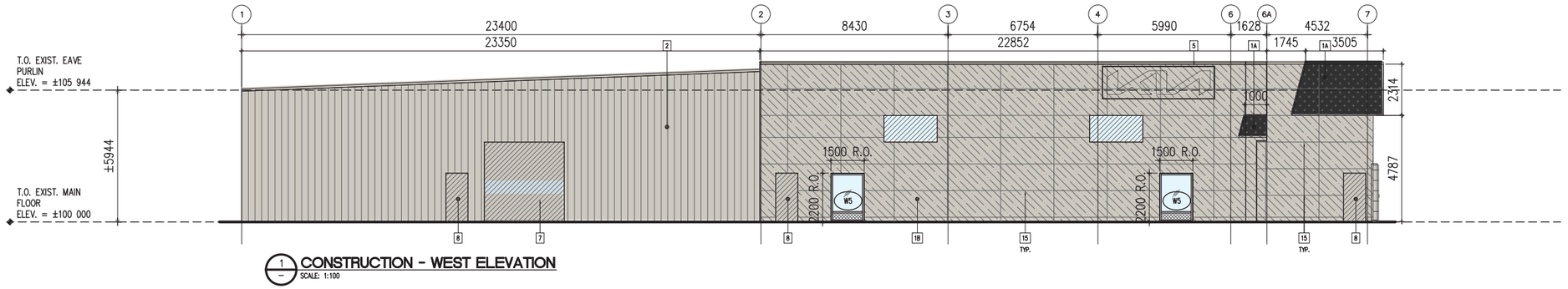

1 — CONSTRUCTION - WEST ELEVATION
SCALE: 1:100

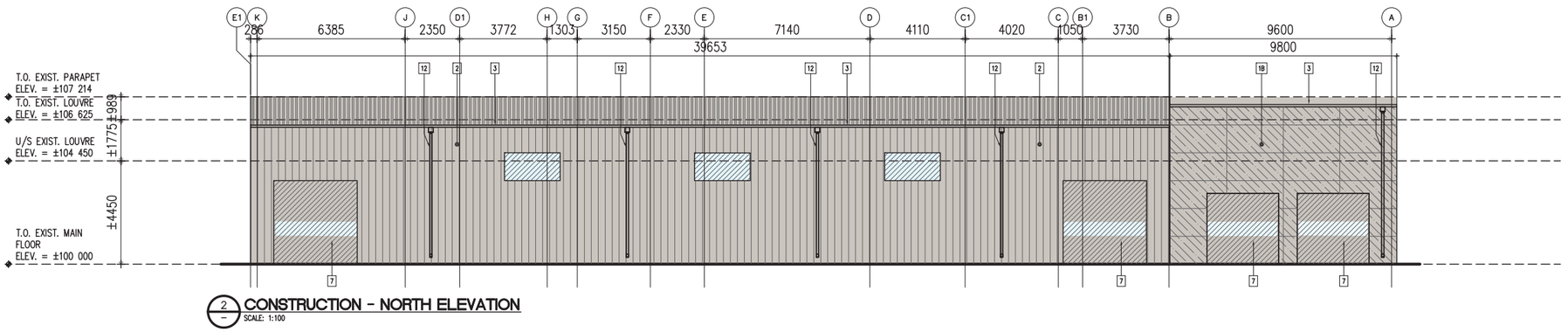

2 — CONSTRUCTION - NORTH ELEVATION
SCALE: 1:100

CONSTRUCTION - ELEVATION KEYNOTES

SHOWN: X

- 1A ALUMINUM COMPOSITE METAL PANEL
  PRODUCT: S41 BY PRIDE SIGNS
  COLOUR: BLACK
- 1B ALUMINUM COMPOSITE METAL PANEL
  PRODUCT: S41 BY PRIDE SIGNS
  COLOUR: JY-2520 "EXOTIC SILVER MICA"
- 2 PRE-FIN. METAL CLADDING (VERT.)
  PRODUCT: VICWEST "AD-300SR"
  COLOUR: "QC7500" SILVER
- 3 PRE-FINISHED METAL PARAPET CAP FLASHING C/W S-LOCK
  COLOUR: TO MATCH ADJACENT FINISH
- 4 ALUMINUM CURTAIN WALL WINDOW/DOOR
  SEE WINDOW SCHEDULE & DOOR SCHEDULE
- 5 ILLUMINATED BUILDING SIGNAGE, BY TENANT, SEE ELEC.
  FINAL LOCATION TO BE COORDINATED ON SITE
- 6 EXISTING CONCRETE FILLED STEEL BOLLARD TO REMAIN. PROVIDE NEW PVC COVER.
- 7 EXISTING OVERHEAD DOOR TO REMAIN. EXISTING BENT STEEL FRAME TO BE PAINTED, COLOUR TO MATCH ADJ. SURFACE
- 8 EXIST. HOLLOW METAL DOOR & STEEL FRAME - PTD
  COLOUR: TO MATCH ADJACENT FINISH
- 9 EXISTING EXTERIOR LIGHT FIXTURE RE-INSTALLED IN SAME LOCATION. PROVIDE EXTENSION TO INSTALL ON NEW CLADDING, SEE ELEC.
- 10 BLACK ACRYLIC LOGO PAINTED SATIN FINISH BLACK PIN MOUNTED FLUSH ON NEW ACM ENTRANCE PORTAL S41 BY OTHERS (PRIDE SIGNS)
- 11 EXISTING FIRE DEPARTMENT CONNECTION INLET, SEE MECH.
- 12 NEW RAIN WATER LEADER, COLOUR TO MATCH ADJACENT SURFACE
- 13 INFILL WALL OPENING, MATCH EXISTING WALL CONSTRUCTION
- 14 EXISTING KEY DROP BOX
- 15 13mm ACM PANEL REVEAL
- 16 ** SEPARATE PRICING **
  NEW OVERHEAD DOOR C/W BENT STEEL PLATE COLOUR TO MATCH ADJACENT SURFACE

EXISTING WALL & SURFACES SHOWN DIAGONALLY HATCHED ARE TO REMAIN. PATCH AND MAKE GOOD OF ALL SURFACES AFFECTED BY DEMOLITION & CONSTRUCTION UNLESS NOTED OTHERWISE

KEY PLAN

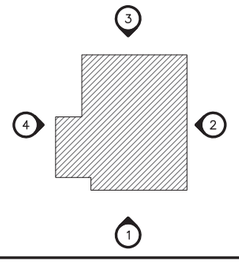



PROPOSED SOUTH-EAST VIEW RENDER

Renderings are illustrative and may not precisely reflect the appearance of final materials, colours, and finishes.



PROPOSED SOUTH- WEST VIEW RENDER

Renderings are illustrative and may not precisely reflect the appearance of final materials, colours, and finishes.