

Winnipeg

# 2005

## Preliminary Capital Budget

and 2006 to 2010 Five-Year Forecast

# Capital

# Letter from the Mayor and the Chairperson of the Standing Committee on Fiscal Issues

November 26, 2004

**TO ALL MEMBERS OF COUNCIL:**

**Re: Preliminary 2005 Capital Budget**
**- and the -**
**2006 to 2010 Five-Year Forecast**

The City of Winnipeg, alongside other Canadian cities, has lobbied for an improved revenue-sharing agreement with the Provincial and Federal governments, citing infrastructure requirements as the key issue facing us today. While a commitment has been made for a share of the federal gas tax revenue, the specifics of this commitment are not finalized. Until that time, the City must continue to manage within its existing financial framework. Being accountable for existing expenditures and ensuring good value and transparent accounting for the use of all new revenues must be assured. The preliminary capital investment plan being tabled today reflects this approach.

Similar to most large Canadian cities, Winnipeg has a substantial infrastructure deficit – we have estimated it to be approximately $188 million per year. While the City has limited means to finance the full infrastructure deficit, this plan addresses our City's priority capital requirements for the next six years by investing over $1.3 billion in the City's infrastructure. Emphasis has been placed on the renewal and improvement of our sewer, water and transportation systems – areas which are vital to our citizens' daily lives. Some of the areas where significant capital investment will occur over the next six years are:

- $370 million for the sewage disposal system
- $249 million for the water system, of which $168 million is for the new water treatment plant
- $246 million for the street system, including bridges
- $147 million for land drainage and flood control
- $109 million for the transit system, of which $92 million is for bus replacement
- $64 million for community parks and facilities and other community services

The capital plan is fiscally responsible. We are continuing with Council's decision to avoid new external debt for tax-supported programs for all six years of the plan. We will be financing the program on a pay-as-you-go basis. The City's tax-supported net debt has been reduced by 38% since 1999. The City will borrow only for self-supporting utility operations for the proposed water treatment plant and environmental sewer projects.

We have been working with the Federal and Provincial governments to develop strategic partnerships on a number of fronts. This six-year plan includes $26 million from these two levels of government from the Canada Strategic Infrastructure Fund for the Kenaston Underpass project. We continue to work together to make further improvements to the City's infrastructure, with the next priority being the City's community facilities. Once strategic partnership commitments are finalized, they will be integrated with the capital plan.

This six-year plan also reflects a continued contribution from the Province of $126 million -- $16 million per year under a new Urban Capital Projects Allocation or alternate funding agreement, and $5 million per year for local streets renewal. This level of support has been long standing, recognizing that a strong infrastructure base is a key component in supporting a dynamic and competitive economy.

We will soon be entering into operating budget deliberations, where budget pressures continue to be an issue. We are asking the administration to review the preliminary capital budget tabled today to identify $15 million of capital projects for potential hold back, until we are confident that we can balance the City's operating budget. These projects should not commence until the City has adopted a balanced operating budget.

During the coming weeks, there will be further opportunity for all Members of Council and the general public to contribute to the capital budget process. I encourage you to participate actively in the budget review process to develop a final capital investment plan for Winnipeg for the next six years.

Respectfully submitted,

Sam Katz,
Mayor

Bill Clement, Chairperson,
Standing Committee on Fiscal Issues

# Preliminary 2005 Capital Budget

and

2006 to 2010

## Five-Year Capital Forecast



Executive Policy Committee
November 26, 2004

Winnipeg

# POLICIES USED TO DEVELOP THE BUDGET

- **Policies used to develop the budget**
  - **Plan Winnipeg**
  - **Financial Management Plan**
  - **Capital Priority Rating System**
  - **Tax-supported budget without new external debt**



Winnipeg

# THE CHALLENGE

## Balancing…….

**Infrastructure needs/ Protecting the environment**

**Fiscal responsibility**



Winnipeg

# HIGHLIGHTS

- **Capital investment plan:**
  - **$1.3 billion over the next 6 years**
  - **$303.5 million in 2005**
  - **Priority has been given to the renewal and improvement of existing infrastructure**
- **Fiscal responsibility:**
  - **Continued commitment to pay-as-you-go**
  - **No new external debt for tax-supported programs**
- **Strategic partnerships:**
  - **Kenaston Underpass**
  - **Community, Recreation and Leisure Facility Projects**

Winnipeg

# PLAN WINNIPEG ALIGNMENT

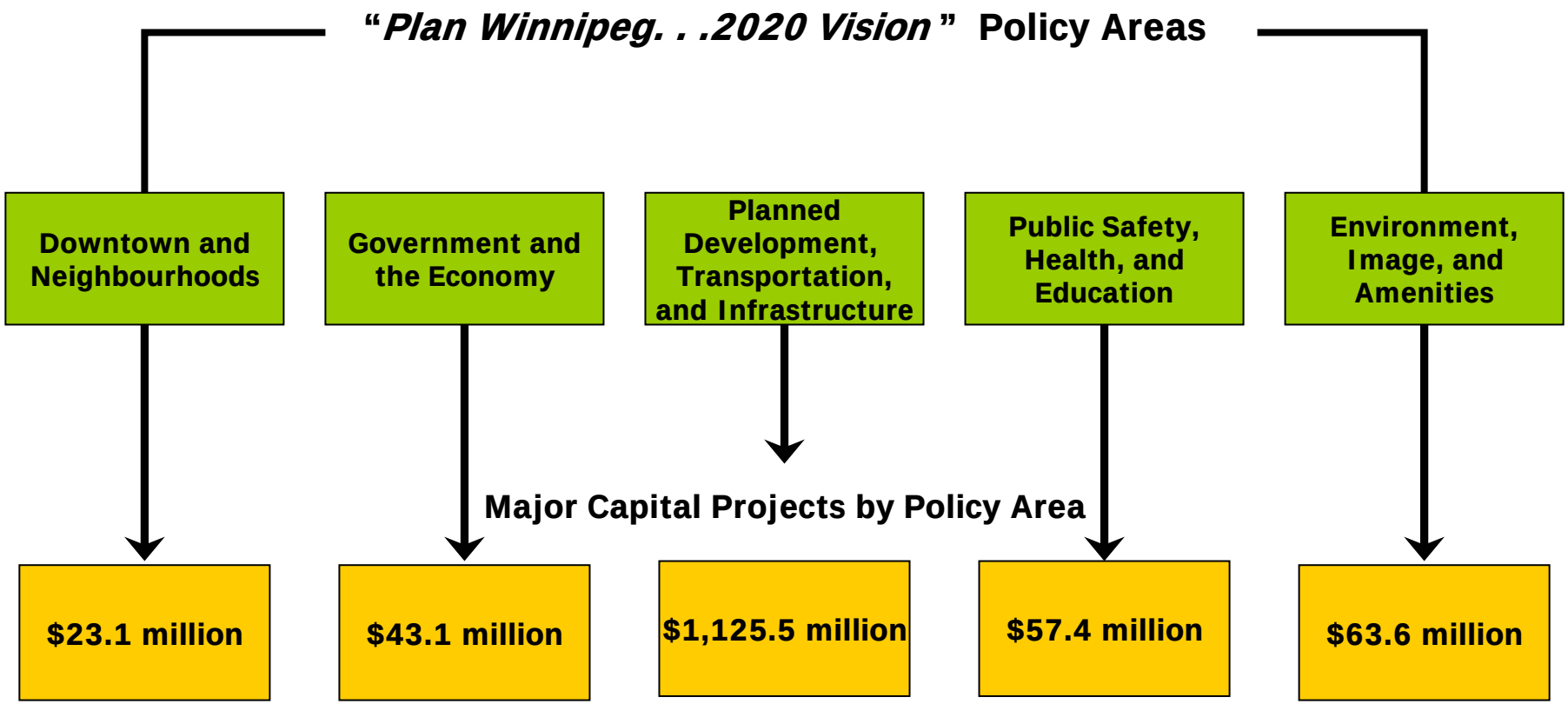


**6-Year Total Capital Program - $1,312.7 million**

Winnipeg

# AREAS OF MAJOR CAPITAL INVESTMENT

**The six year plan includes:**

- **$370 million for the sewage disposal system**
- **$249 million for the water system**
- **$246 million for the street system including bridges**
- **$147 million for land drainage and flood control**
- **$109 million for the transit system**
- **$64 million for community parks and facilities and other community services ***



* Includes only City share for community facilities pending finalization of strategic partnership commitment

Winnipeg

# PROTECTING OUR ENVIRONMENT

- **Upgrades for wastewater collection and treatment**
- **Water treatment plant**
- **Combined sewer overflow management**
- **Land drainage and flood protection**
- **Transit**
- **Pedestrian and cycle facilities**
- **Reforestation**



Winnipeg

# HOW CAPITAL DOLLARS ARE SPENT

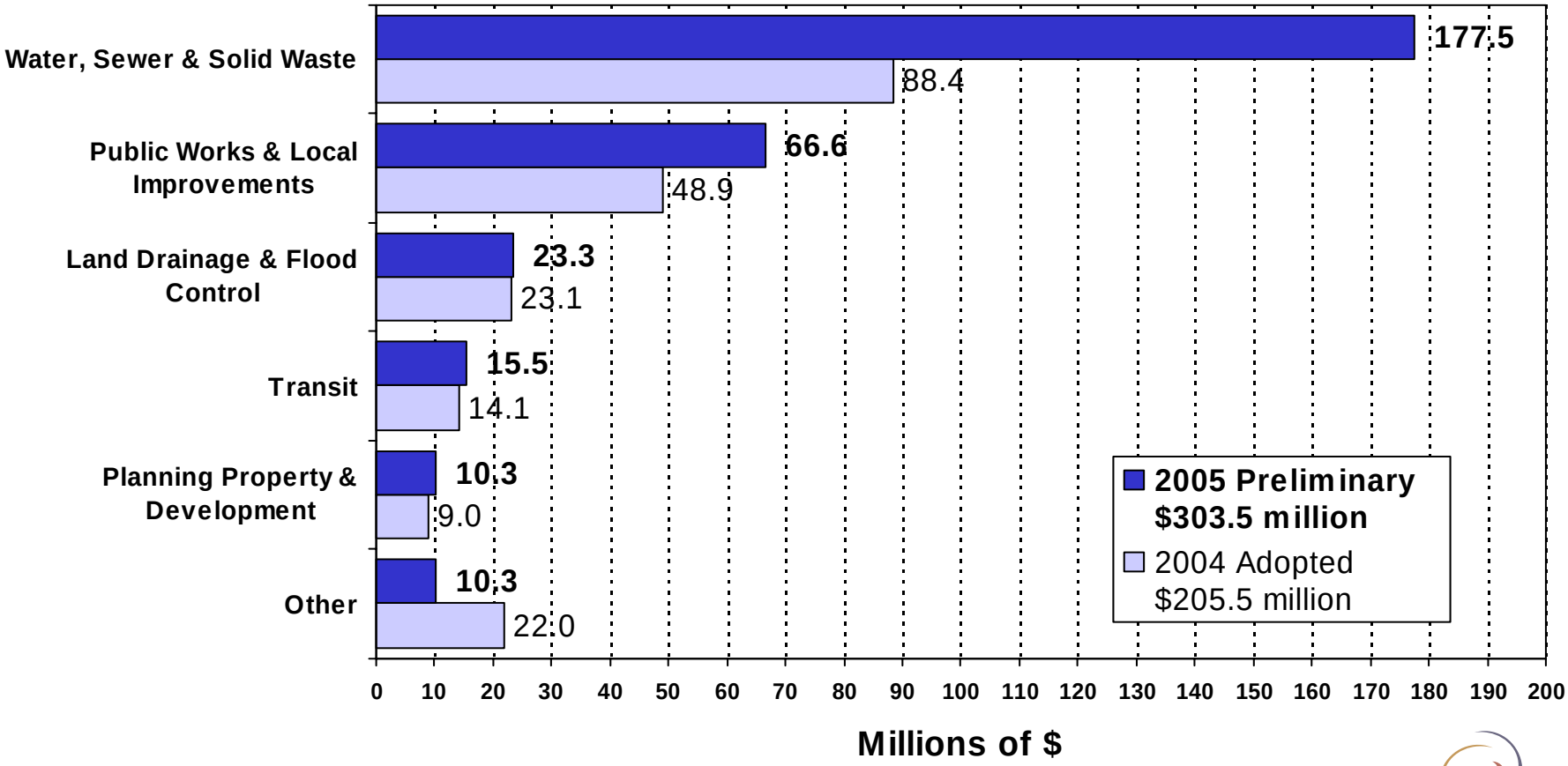


Winnipeg

# SOURCES OF CAPITAL FUNDING

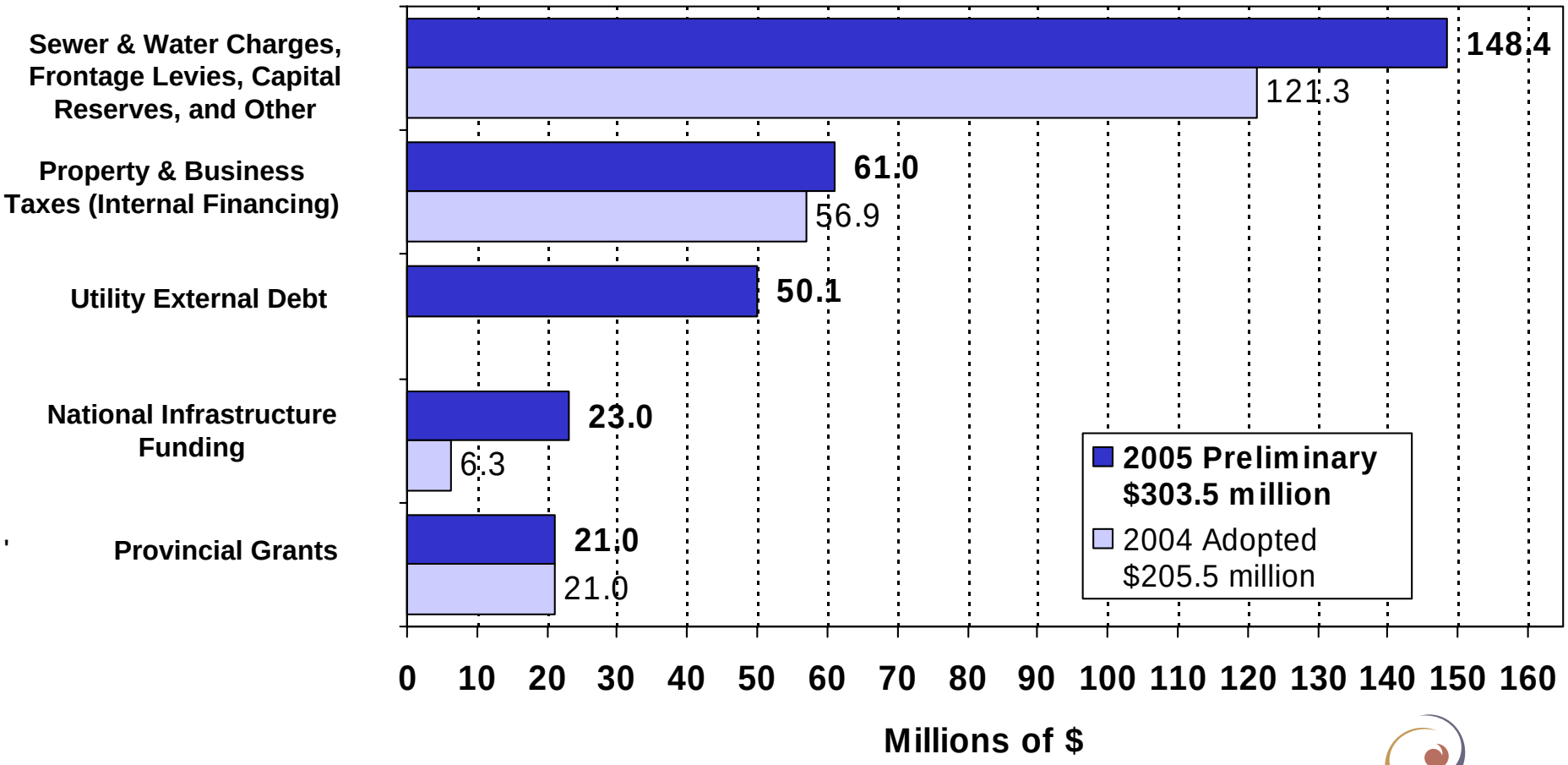


Winnipeg

# WHAT CHANGED FROM THE 2005 FORECAST?

**Additions:**

- **Sewer projects, primarily to address the Clean Environment Commission recommendations - $31.1 million**
- **Kenaston Underpass (net of New Strategic Transportation Initiatives), including other funding partners - $23.1 million**
- **First phase of Police 4 District Model - $4.8 million**
- **Communications equipment for alternate 911 site - $2.3 million**
- **Additional local improvements approved by Council - $1.9 million**

Winnipeg

# WHAT CHANGED FROM THE 2005 FORECAST? (continued)

**Deferrals/reductions necessary to accommodate new projects:**

- **One-year deferral of funding for Public Safety Building cladding due to timing of first phase of Police 4 District Model - $4.0 million**
- **Regional and local street renewal reduced - $3.1 million**
- **Reduce funding for land drainage and flood control - $2.3 million**
- **One year deferral of Fire Paramedic Service facilities replacement - $1.7 million**
- **Delete on a one-time basis e-government funding - $1.7 million**

Winnipeg

# CAPITAL FINANCING




Winnipeg

# TOTAL NET DEBENTURE DEBT

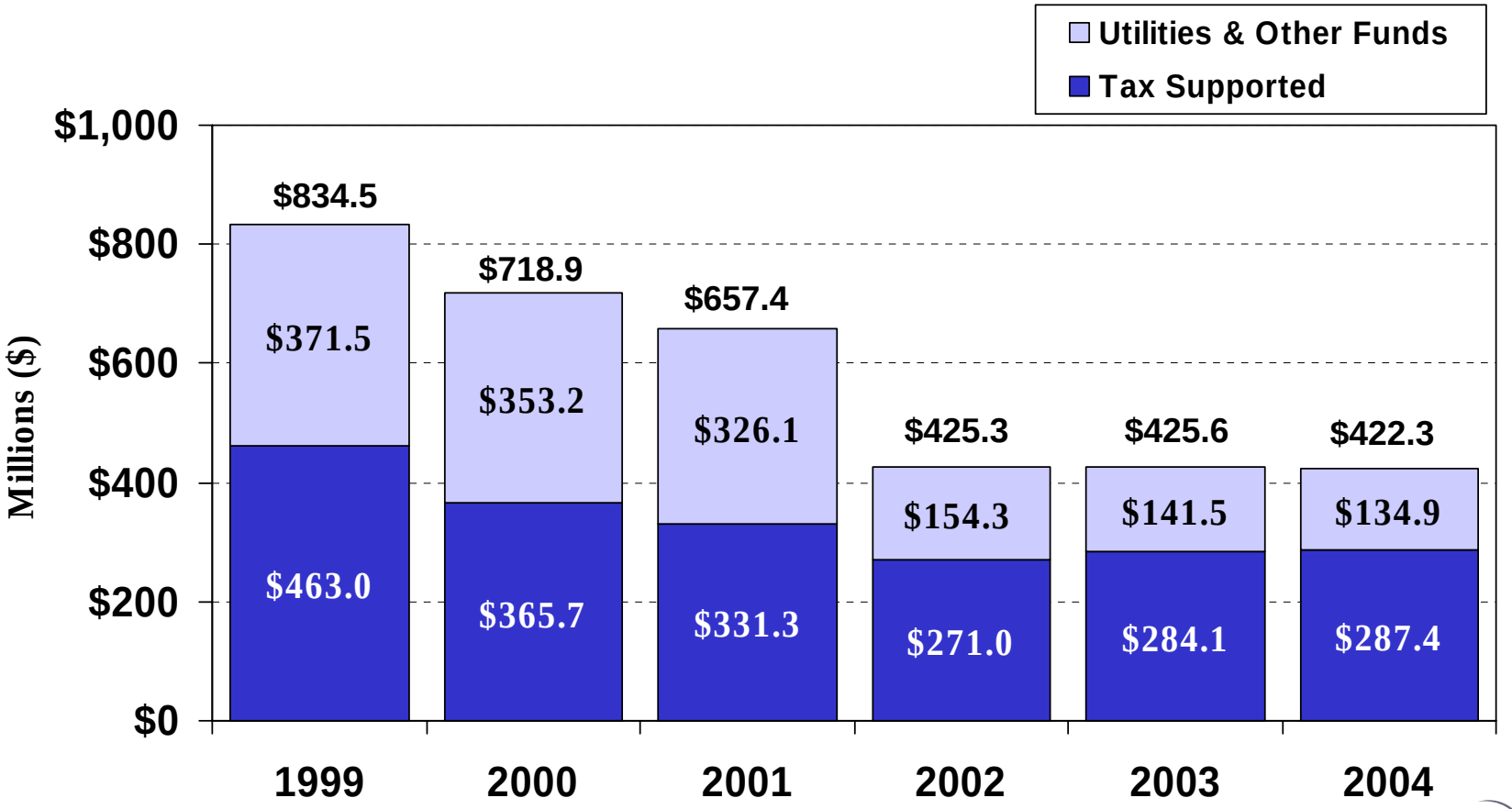


Note: Tax Supported does not include Civic Accommodations or Transit.
Net debenture debt decreased by 49% from 1999 to 2004. Net Tax-supported debenture debt decreased by 38% from 1999 to 2004.

Winnipeg

# TAX-SUPPORTED DEBT AND FINANCE CHARGES

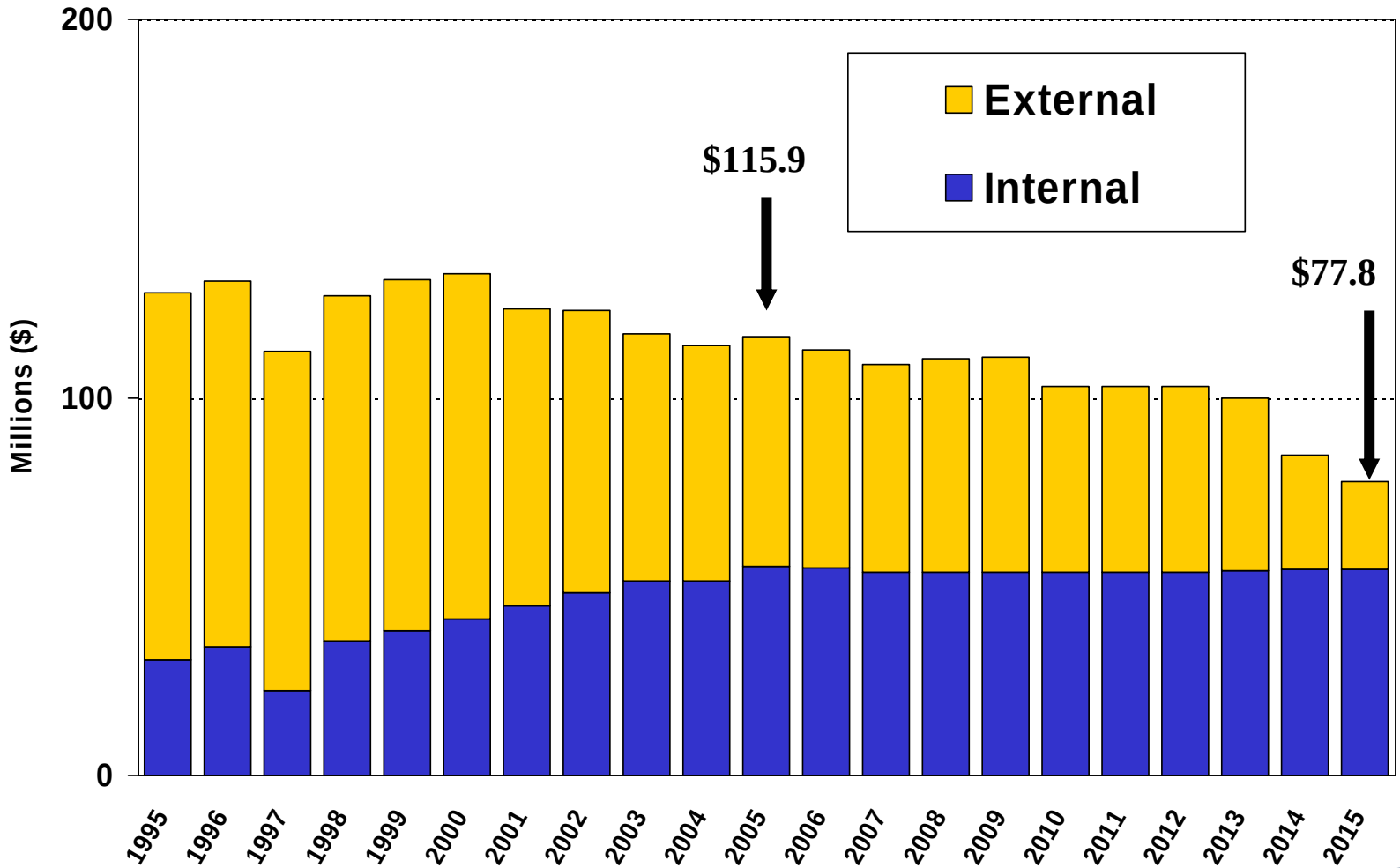


Excludes Civic Accommodations and Transit.

Winnipeg

# CREDIT RATING

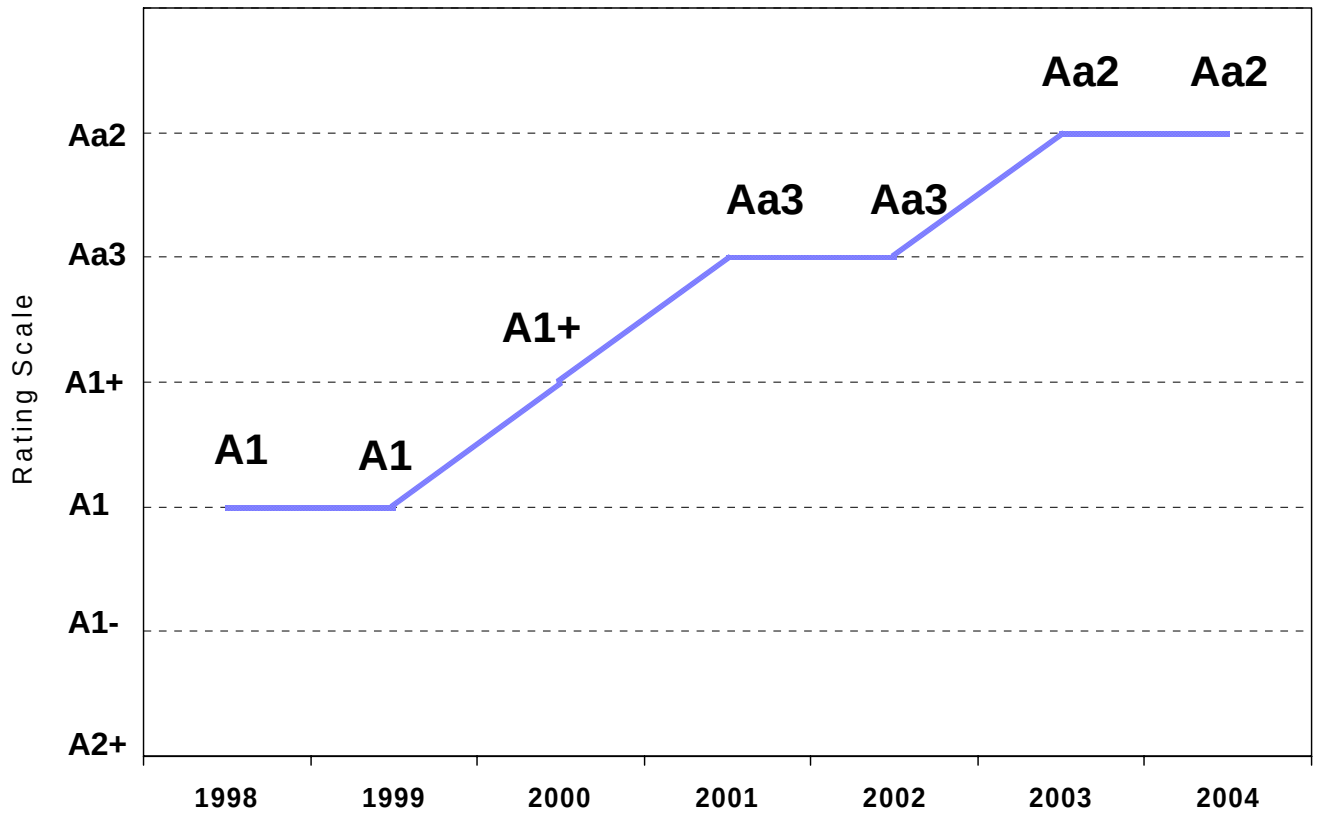


Source Moody's Investors Service

Winnipeg

# RECOMMENDATIONS

1) **That the Preliminary 2005 Capital Budget totalling $303,468,000 requiring borrowing authority totalling $50,084,000 for the Waterworks System and the Sewage Disposal System, and the 2006 to 2010 Five-Year Forecast be reviewed and submitted to Council for adoption.**

2) **That the transfers from utility operations, reserves and other funds outlined in the capital budget submission be approved.**

3) **That the City negotiate with the Province a new Urban Capital Projects Allocation (UCPA) cost-sharing agreement for 2005 and establish a future cost-sharing agreement for beyond 2005, or an alternate funding arrangement, given that the existing agreement has expired. (The Preliminary Capital Budget assumes continued funding of $16 million per year.)**

Winnipeg

# RECOMMENDATIONS (continued)

4) **That the City request the Province to provide funding, over and above UCPA funding, for a local street renewal program for Winnipeg for 2005, and establish a future cost-sharing agreement for beyond 2005. (The Preliminary Capital Budget assumes continued funding of $5 million per year.)**

5) **That Council authorize expenditures before the 2006 capital budget is adopted in the amount of $7,232,000 (City funding - $4,232,000; Canada Strategic Infrastructure Fund - $3,000,000) for the Kenaston Boulevard/CN Mainline Grade Separation Project as a first call on the 2006 capital budget to allow timely tendering of contracts.**

Winnipeg

# RECOMMENDATIONS (continued)

6) **That the Administration identify up to $15 million of capital projects in the 2005 preliminary capital budget for potential holdback, for discussion during the 2005 operating budget process, said projects are not to commence until a 2005 operating budget has been adopted.**

7) **That the City Solicitor/Manager of Legal Services be requested to submit the necessary borrowing by-law directly to Council.**

8) **That the Proper Officers of the City be authorized to do all things necessary to implement the foregoing, including the execution of any documents related thereto.**

Winnipeg

# BUDGET PROCESS – TIMETABLE

- **Standing Policy Committee review – November 29 to December 3**
- **Executive Policy Committee hears public delegations – December 6**
- **Executive Policy Committee tables final budget recommendations – December 8**
- **Council conducts final review and adoption - December 13**

Winnipeg

Winnipeg

The City of Winnipeg

# Capital Projects Summary

## Preliminary 2005 Capital Budget

## and

## 2006 to 2010 Five-Year Forecast

November 26, 2004

# Table of Contents

**Summary of Capital Program** ..... **1**

**Summary of Financing Sources** ..... **2**

## Tax-Supported

Public Works ..... 3
Local Improvements ..... 5
Community Services ..... 6
Winnipeg Police Service ..... 6
Fire Paramedic Service ..... 7
Planning, Property and Development ..... 7
Civic Accommodations ..... 8
City Clerks ..... 9
Corporate Information Technology ..... 9
Property Assessment ..... 9
Other Projects ..... 10
Transit ..... 10
Land Drainage and Flood Control ..... 11

## Utilities

Waterworks System ..... 12
Sewage Disposal System ..... 13
Solid Waste Disposal System ..... 16

## Appendix 1

Regional and Local Streets ..... 17

| ***CAPITAL PROJECTS SUMMARY*** *(in Thousands of $)* | 2005 | | PRELIMINARY FORECAST | | | | | 2005 - 2010 TOTAL PRELIMINARY 6 YEAR BUDGET |
|---|---|---|---|---|---|---|---|---|
| | FORECAST ADOPTED BY COUNCIL | PRELIMINARY BUDGET | 2006 | 2007 | 2008 | 2009 | 2010 | |
| **SUMMARY OF CAPITAL PROGRAM** | | | | | | | | |
| **TAX-SUPPORTED** | | | | | | | | |
| Public Works | 39,996 | 64,158 | 47,419 | 42,089 | 42,247 | 45,251 | 41,232 | 282,396 |
| Local Improvements | 500 | 2,393 | 700 | 700 | 700 | 700 | 700 | 5,893 |
| Land Drainage and Flood Control | 25,655 | 23,324 | 23,824 | 26,230 | 24,579 | 23,630 | 25,055 | 146,642 |
| Community Services & Community Incentive Grants | 4,098 | 4,098 | 2,704 | 3,524 | 3,203 | 8,403 | 4,853 | 26,785 |
| Winnipeg Police Service | | 2,266 | | 250 | 9,158 | 300 | 2,513 | 14,487 |
| Fire Paramedic Service | 1,720 | | 1,720 | | 1,600 | | 2,600 | 5,920 |
| Planning, Property and Development (excluding Civic Accommodations) | 4,650 | 3,900 | 3,100 | 2,350 | 3,205 | 2,915 | 3,000 | 18,470 |
| City Clerks | 200 | 150 | 350 | | | 1,850 | 400 | 2,750 |
| Corporate Information Technology | 4,990 | 3,310 | 4,996 | 2,549 | 2,564 | 2,564 | 2,419 | 18,402 |
| Property Assessment | | | | 1,000 | 500 | 1,000 | | 2,500 |
| Other Projects | 5,500 | 500 | 500 | 500 | 500 | 500 | 500 | 3,000 |
| **Tax-Supported General** | 87,309 | 104,099 | 85,313 | 79,192 | 88,256 | 87,113 | 83,272 | 527,245 |
| Civic Accommodations | 6,300 | 6,355 | 8,769 | 9,972 | 3,310 | 7,159 | 10,675 | 46,240 |
| Transit | 16,693 | 15,494 | 17,176 | 19,617 | 19,093 | 17,093 | 20,525 | 108,998 |
| **Total Tax-Supported Including Transit and Civic Accommodations** | 110,302 | 125,948 | 111,258 | 108,781 | 110,659 | 111,365 | 114,472 | 682,483 |
| **UTILITIES** | | | | | | | | |
| Waterworks System | 96,330 | 97,430 | 94,850 | 11,150 | 13,600 | 15,200 | 16,600 | 248,830 |
| Sewage Disposal System | 47,218 | 78,290 | 37,876 | 43,546 | 52,392 | 120,206 | 37,710 | 370,020 |
| Solid Waste Disposal System | | 1,800 | 700 | 1,600 | 600 | 980 | 5,700 | 11,380 |
| **Total Utilities** | 143,548 | 177,520 | 133,426 | 56,296 | 66,592 | 136,386 | 60,010 | 630,230 |
| **TOTAL CAPITAL PROGRAM** | 253,850 | 303,468 | 244,684 | 165,077 | 177,251 | 247,751 | 174,482 | 1,312,713 |

| ***CAPITAL PROJECTS SUMMARY*** *(in Thousands of $)* | 2005 | | PRELIMINARY FORECAST | | | | | 2005 - 2010 TOTAL PRELIMINARY 6 YEAR |
|---|---|---|---|---|---|---|---|---|
| | FORECAST ADOPTED BY COUNCIL | PRELIMINARY BUDGET | 2006 | 2007 | 2008 | 2009 | 2010 | BUDGET |
| **SUMMARY OF FINANCING SOURCES** | | | | | | | | |
| **TAX-SUPPORTED** | | | | | | | | |
| Equity in Capital Assets Fund | 61,000 | 61,000 | 61,000 | 61,000 | 61,000 | 61,000 | 61,000 | 366,000 |
| Frontage Levy | 28,580 | 20,580 | 18,580 | 18,580 | 18,580 | 18,580 | 18,580 | 113,480 |
| Reserves: | | | | | | | | |
| - Transit Bus Replacement | 7,015 | 5,015 | 8,000 | 8,400 | 10,100 | 11,000 | 12,400 | 54,915 |
| - Repayment to the General Purpose Reserve | (2,434) | | (27) | (30) | (168) | (812) | (250) | (1,287) |
| Contribution from Glacial Sand and Gravel | 247 | 247 | 247 | 247 | 247 | 247 | 247 | 1,482 |
| Repayment of Interim Financing | (6,881) | (6,881) | (3,544) | (916) | (600) | (145) | | (12,086) |
| Contributions from Other Levels of Government: | | | | | | | | |
| - Urban Capital Projects Allocation IV or alternate funding | 16,000 | 16,000 | 16,000 | 16,000 | 16,000 | 16,000 | 16,000 | 96,000 |
| - Canada Strategic Infrastructure Fund | | 23,000 | 3,000 | | | | | 26,000 |
| - Provincial contribution to residential streets | 5,000 | 5,000 | 5,000 | 5,000 | 5,000 | 5,000 | 5,000 | 30,000 |
| Local Improvement District Receivable | | 942 | | | | | | 942 |
| Developers | 1,775 | 1,000 | 2,957 | 500 | 500 | | 1,375 | 6,332 |
| School Divisions | | 45 | 45 | | | 495 | 120 | 705 |
| **Total Tax-Supported Financing Sources** | 110,302 | 125,948 | 111,258 | 108,781 | 110,659 | 111,365 | 114,472 | 682,483 |
| **UTILITIES** | | | | | | | | |
| Frontage Levy | 6,920 | 8,920 | 7,220 | 7,220 | 7,220 | 7,220 | 7,220 | 45,020 |
| Reserves: | | | | | | | | |
| - Water Treatment | 50,000 | 50,000 | 16,000 | | | | | 66,000 |
| - Environmental | 8,393 | 25,006 | 16,230 | 9,376 | 10,984 | 24,586 | 9,310 | 95,492 |
| Retained Earnings: | | | | | | | | |
| - Waterworks | 5,830 | 5,830 | 4,050 | 4,350 | 6,800 | 8,400 | 9,800 | 39,230 |
| - Sewage Disposal | 16,080 | 35,880 | 17,650 | 33,750 | 5,750 | 10,900 | 14,250 | 118,180 |
| - Solid Waste Disposal | | 1,800 | 700 | 1,600 | 600 | 980 | 1,000 | 6,680 |
| External Debt | 56,325 | 50,084 | 71,576 | | 35,238 | 84,300 | 18,430 | 259,628 |
| **Total Utility Financing Sources** | 143,548 | 177,520 | 133,426 | 56,296 | 66,592 | 136,386 | 60,010 | 630,230 |
| **TOTAL FINANCING SOURCES** | 253,850 | 303,468 | 244,684 | 165,077 | 177,251 | 247,751 | 174,482 | 1,312,713 |

| ***CAPITAL PROJECTS SUMMARY*** *(in Thousands of $)* | 2005 | | PRELIMINARY FORECAST | | | | | 2005 - 2010 TOTAL PRELIMINARY 6 YEAR |
|---|---|---|---|---|---|---|---|---|
| | FORECAST ADOPTED BY COUNCIL | PRELIMINARY BUDGET | 2006 | 2007 | 2008 | 2009 | 2010 | BUDGET |
| **CAPITAL PROJECTS LISTING** | | | | | | | | |
| ***PUBLIC WORKS*** | | | | | | | | |
| ***Regional Streets*** | | | | | | | | |
| **Street Improvements** | | | | | | | | |
| Kenaston Blvd - Academy Rd to Taylor Ave | 100 | | 100 | 100 | 100 | 100 | 100 | 500 |
| Traffic Engineering Improvement - Various Locations | 700 | 700 | 600 | 500 | 500 | 500 | 500 | 3,300 |
| Land Acquisition - Transportation Rights-of-Way - Various Locations | 300 | | | | | | | - |
| Pedestrian and Cycle Facilities - Various Locations | 300 | 300 | 100 | 100 | | | | 500 |
| St Anne's Rd - Novavista Dr to Southglen Blvd | | | | | | | | |
| - Equity in Capital Assets Fund | | | 2,077 | | 300 | | | 2,377 |
| - Developer Funding | | | 1,357 | | | | | 1,357 |
| Total St Anne's Rd - Novavista Dr to Southglen Blvd | | | 3,434 | | 300 | | | 3,734 |
| **Total Street Improvements** | 1,400 | 1,000 | 4,234 | 700 | 900 | 600 | 600 | 8,034 |
| **Regional and Local Streets (see Appendix 1)** | | | | | | | | |
| - Equity in Capital Assets Fund | 9,304 | 14,168 | 15,661 | 22,334 | 21,392 | 24,596 | 20,969 | 119,120 |
| - Frontage Levy | 10,000 | 2,000 | | | | | | 2,000 |
| - Contribution from Glacial Sand and Gravel | 247 | 247 | 247 | 247 | 247 | 247 | 247 | 1,482 |
| - Provincial Contribution | 5,000 | 5,000 | 5,000 | 5,000 | 5,000 | 5,000 | 5,000 | 30,000 |
| **Total Regional and Local Streets** | 24,551 | 21,415 | 20,908 | 27,581 | 26,639 | 29,843 | 26,216 | 152,602 |

| ***CAPITAL PROJECTS SUMMARY*** *(in Thousands of $)* | 2005 | | PRELIMINARY FORECAST | | | | | 2005 - 2010 TOTAL PRELIMINARY 6 YEAR BUDGET |
|---|---|---|---|---|---|---|---|---|
| | FORECAST ADOPTED BY COUNCIL | PRELIMINARY BUDGET | 2006 | 2007 | 2008 | 2009 | 2010 | |
| **Waterway Crossing and Grade Separations** | | | | | | | | |
| Waterway Crossing and Grade Separations - Annual Program | 150 | 150 | 100 | 4,500 | 8,000 | 8,300 | 7,800 | 28,850 |
| Disraeli Bridge and Overpass Facility | 700 | 700 | 5,092 | 1,100 | | | | 6,892 |
| Maryland Twin Bridges Rehabilitation | 4,400 | 4,400 | 3,950 | | | | | 8,350 |
| Provencher Paired Bridges | | | | | | | | |
| - Equity in Capital Assets Fund | 6,100 | 6,100 | 2,100 | | | | | 8,200 |
| - Repayment of Interim Financing | (6,100) | (6,100) | (2,100) | | | | | (8,200) |
| Total Provencher Paired Bridges | | | | | | | | - |
| Redwood Bridge | 2,600 | 2,600 | | | | | | 2,600 |
| Kenaston Boulevard / CN Mainline Grade Separation Project | | | | | | | | |
| - Equity in Capital Assets Fund | | 5,148 | 4,232 | | | | | 9,380 |
| - Canada Strategic Infrastructure Fund | | 23,000 | 3,000 | | | | | 26,000 |
| Total Kenaston Underpass | | 28,148 | 7,232 | | | | | 35,380 |
| **Total Waterway Crossings & Grade Separations** | 7,850 | 35,998 | 16,374 | 5,600 | 8,000 | 8,300 | 7,800 | 82,072 |
| **Other Streets Projects** | | | | | | | | |
| Asset Management System - Various Divisions | 200 | | 200 | 200 | 100 | | 250 | 750 |
| Land Drainage Sewers - Regional / Local Streets | 250 | 100 | 100 | 250 | 150 | 150 | 150 | 900 |
| Sand / Salt Storage Facility | | | | 1,000 | | | | 1,000 |
| City-wide Accessibility Program | 250 | 250 | | | | | | 250 |
| **Total Other Streets Projects** | 700 | 350 | 300 | 1,450 | 250 | 150 | 400 | 2,900 |
| **TOTAL STREETS PROJECTS** | 34,501 | 58,763 | 41,816 | 35,331 | 35,789 | 38,893 | 35,016 | 245,608 |

| ***CAPITAL PROJECTS SUMMARY*** *(in Thousands of $)* | 2005 | | PRELIMINARY FORECAST | | | | | 2005 - 2010 TOTAL PRELIMINARY 6 YEAR |
|---|---|---|---|---|---|---|---|---|
| | FORECAST ADOPTED BY COUNCIL | PRELIMINARY BUDGET | 2006 | 2007 | 2008 | 2009 | 2010 | BUDGET |
| ***Parks and Open Space*** | | | | | | | | |
| Streets - Aesthetic Improvements | 100 | | | | | | | - |
| Reforestation - Improvements | 457 | 457 | 383 | 383 | 383 | 383 | 383 | 2,372 |
| Athletic Fields - Improvements | 595 | 595 | 200 | 200 | 200 | 200 | 200 | 1,595 |
| Parks - Development | 273 | 273 | | | | | | 273 |
| Parks - Improvements | | | 200 | 900 | 1,000 | 900 | 808 | 3,808 |
| Playground Replacements | 300 | 300 | | 250 | 250 | 250 | 350 | 1,400 |
| Pathway / Roadway / Tennis Court Upgrading | | | | 150 | 150 | 150 | | 450 |
| **Total Parks and Open Spaces** | 1,725 | 1,625 | 783 | 1,883 | 1,983 | 1,883 | 1,741 | 9,898 |
| ***Building Services*** | | | | | | | | |
| Community Centres - Refurbishing and Improvements | 350 | 350 | 500 | 500 | 500 | 500 | 500 | 2,850 |
| Arenas | 355 | 355 | 525 | 525 | 525 | 525 | 525 | 2,980 |
| Indoor Aquatic Facilities | 2,000 | 2,075 | 2,650 | 2,650 | 2,450 | 2,450 | 2,450 | 14,725 |
| Outdoor Aquatic Facilities | 365 | 365 | 395 | 450 | 450 | 450 | 450 | 2,560 |
| Community Facilities | 200 | 125 | 200 | 200 | 200 | 200 | 200 | 1,125 |
| A/C Plant Refurbishing - Ozone Depletion Act Compliance | 100 | 100 | 200 | 200 | | | | 500 |
| Fire / Life Safety Replacement / Asbestos Abatement | 225 | 225 | 225 | 225 | 225 | 225 | 225 | 1,350 |
| Security / Building Automation Systems Initiatives | 175 | 175 | 125 | 125 | 125 | 125 | 125 | 800 |
| **Total Building Services** | 3,770 | 3,770 | 4,820 | 4,875 | 4,475 | 4,475 | 4,475 | 26,890 |
| **TOTAL PUBLIC WORKS** | 39,996 | 64,158 | 47,419 | 42,089 | 42,247 | 45,251 | 41,232 | 282,396 |
| **LOCAL IMPROVEMENTS - Ongoing Program** | | | | | | | | |
| - Equity in Capital Assets Fund | 1,281 | 2,232 | 2,144 | 1,616 | 1,300 | 845 | 700 | 8,837 |
| - Interim Financing | (781) | (781) | (1,444) | (916) | (600) | (145) | | (3,886) |
| - District Receivable - Fairfield Park | | 942 | | | | | | 942 |
| **LOCAL IMPROVEMENTS** | 500 | 2,393 | 700 | 700 | 700 | 700 | 700 | 5,893 |

| ***CAPITAL PROJECTS SUMMARY*** *(in Thousands of $)* | 2005 | | PRELIMINARY FORECAST | | | | | 2005 - 2010 TOTAL PRELIMINARY 6 YEAR BUDGET |
|---|---|---|---|---|---|---|---|---|
| | FORECAST ADOPTED BY COUNCIL | PRELIMINARY BUDGET | 2006 | 2007 | 2008 | 2009 | 2010 | |
| ***COMMUNITY SERVICES*** | | | | | | | | |
| Community Incentive Grant Program | 1,393 | 1,393 | 1,393 | 1,393 | 1,393 | 1,393 | 1,393 | 8,358 |
| Library Replacement - Various | 850 | 300 | 811 | 360 | | 3,000 | | 4,471 |
| Library Shelving and Furniture Replacement Program | | | | 329 | | 500 | | 829 |
| Integrated Property Based Information Systems | 250 | 250 | | | | | 500 | 750 |
| Customer Information / Registration and Booking System | | | | 200 | 250 | 300 | | 750 |
| Vehicle Guidance System & Office "Anti-Pesticide Registration" Management Software Package | | | | | 160 | 160 | 160 | 480 |
| Facility Refurbishment Program | | | | | 150 | 300 | 300 | 750 |
| Renovate and Refurbish Various Library Branches | | | | | 1,250 | | | 1,250 |
| Knowledge-Enabled Customer Relationship Management (KCRM) | | | | | | 750 | | 750 |
| Library Technology Upgrade and Replacement | | | | | | | 500 | 500 |
| Insect Control - Safe Storage and Handling of Chemicals | | 550 | | | | | | 550 |
| Assiniboine Park Amenities Improvements / Development | 1,605 | 1,605 | 500 | 1,242 | | 2,000 | 2,000 | 7,347 |
| **TOTAL COMMUNITY SERVICES** | 4,098 | 4,098 | 2,704 | 3,524 | 3,203 | 8,403 | 4,853 | 26,785 |
| ***WINNIPEG POLICE SERVICE*** | | | | | | | | |
| Renovations - 5th Floor Public Safety Building | | | | | | | 500 | 500 |
| Automated Fingerprint Identification System (AFIS) - Palm Print Update | | | | 250 | | | | 250 |
| Emergency Exit Overpass - 4th Floor Public Safety Building to Parkade | | | | | | 300 | | 300 |
| Alternative Site for 911 and Police Communications Services | | 2,266 | | | | | | 2,266 |
| Replace Voice 2-Way Radio System | | | | | 8,898 | | | 8,898 |
| Wireless E-911 Upgrade | | | | | 260 | | | 260 |
| Automated Fingerprint Identification System replacement | | | | | | | 1,586 | 1,586 |
| Police Priority Dispatch System | | | | | | | 427 | 427 |
| **TOTAL WINNIPEG POLICE SERVICE** | | 2,266 | | 250 | 9,158 | 300 | 2,513 | 14,487 |

| ***CAPITAL PROJECTS SUMMARY*** *(in Thousands of $)* | 2005 FORECAST ADOPTED BY COUNCIL | 2005 PRELIMINARY BUDGET | PRELIMINARY FORECAST 2006 | 2007 | 2008 | 2009 | 2010 | 2005 - 2010 TOTAL PRELIMINARY 6 YEAR BUDGET |
|---|---|---|---|---|---|---|---|---|
| ***FIRE PARAMEDIC SERVICE*** | | | | | | | | |
| Facilities Replacement and Relocation Program (formerly Replacement of Stations No. 21 and 12, Burn Building Improvements, Pump and Aerial Test Facility, Station Replacement Program) | 1,720 | | 1,720 | | 1,600 | | 1,900 | 5,220 |
| Mobile Data Technology for On Scene Fire and EMS Operation | | | | | | | 700 | 700 |
| **TOTAL FIRE PARAMEDIC SERVICE** | 1,720 | | 1,720 | | 1,600 | | 2,600 | 5,920 |
| ***PLANNING, PROPERTY AND DEVELOPMENT*** | | | | | | | | |
| Computer Automation | 200 | 200 | 200 | 300 | 185 | 165 | 200 | 1,250 |
| Land Acquisition for General Unspecified Purposes | 300 | | | | | | | - |
| Weather Protected Pedestrian System | | 300 | 1,000 | 115 | | | | 1,415 |
| Riverbank Stabilization for City-Owned Riverbanks | 200 | | | | | | 150 | 150 |
| Riverbank Greenway Programs (formerly Pathways) | 350 | | | 235 | 465 | 200 | 150 | 1,050 |
| Land Acquisition - Riverbank | 300 | | | | | | | - |
| Cemeteries - Improvements | 250 | 350 | 400 | 100 | 80 | 150 | 100 | 1,180 |
| Downtown Wayfinding - Mapping, Kiosks, Weather Protected | 250 | 250 | 100 | | | | | 350 |
| Downtown Enhancement Program | 400 | 400 | 400 | 400 | 400 | 400 | 400 | 2,400 |
| Expand Property Management and Integrate with Public Works Work Management | | | | | | 100 | | 100 |
| Building Communities - Neighbourhood to be specified | | | | | | | | |
| - Equity in Capital Assets Fund | 1,200 | 1,200 | 500 | 600 | 1,038 | 950 | 1,000 | 5,288 |
| - Provincial UCPA IV or alternate funding | 1,200 | 1,200 | 500 | 600 | 1,037 | 950 | 1,000 | 5,287 |
| Total Building Communities | 2,400 | 2,400 | 1,000 | 1,200 | 2,075 | 1,900 | 2,000 | 10,575 |
| **Subtotal Planning, Property and Development (excluding Civic Accommodations)** | 4,650 | 3,900 | 3,100 | 2,350 | 3,205 | 2,915 | 3,000 | 18,470 |

| ***CAPITAL PROJECTS SUMMARY*** *(in Thousands of $)* | 2005 | | PRELIMINARY FORECAST | | | | | 2005 - 2010 TOTAL PRELIMINARY 6 YEAR BUDGET |
|---|---|---|---|---|---|---|---|---|
| | FORECAST ADOPTED BY COUNCIL | PRELIMINARY BUDGET | 2006 | 2007 | 2008 | 2009 | 2010 | |
| ***Civic Accommodations*** | | | | | | | | |
| General Building Renovation and Refurbishing | 500 | 500 | 500 | 500 | 500 | | 500 | 2,500 |
| Removal of Asbestos | | | 200 | 100 | | 100 | 300 | 700 |
| Campus Area Security Upgrades | | | | | 300 | | | 300 |
| Roof Replacement | | | | 250 | 500 | 500 | 800 | 2,050 |
| Fire Safety Upgrading - Various Locations | | | 200 | 200 | | 200 | 500 | 1,100 |
| Public Works / Water & Waste Departments Facilities Consolidation | 500 | 500 | | | | | | 500 |
| Public Safety Building - Exterior Cladding | 4,000 | | 5,419 | 6,722 | 510 | | | 12,651 |
| Cooling Plant Refurbishing | | | | 150 | | | | 150 |
| Energy Conservation | 200 | | 200 | 200 | 200 | | 300 | 900 |
| Civic Centre Car Park Tunnel | | | | 200 | 500 | 500 | | 1,200 |
| Tenant Improvement Prepayment - Major Department | 600 | 600 | 1,000 | | | | | 1,600 |
| Historic Building Stabilization | 500 | | 250 | 250 | 400 | 500 | 400 | 1,800 |
| Major Building HVAC Upgrades | | | 500 | 400 | 400 | | 900 | 2,200 |
| Building Envelope - Evaluation and Emergency Repair | | | 500 | 1,000 | | 500 | 1,000 | 3,000 |
| Elevator and Escalator Repair | | | | | | | 800 | 800 |
| Winnipeg Police Service - Four District Model Building Replacement | | 4,755 | | | | 4,859 | 5,175 | 14,789 |
| **Subtotal Civic Accommodations** | 6,300 | 6,355 | 8,769 | 9,972 | 3,310 | 7,159 | 10,675 | 46,240 |
| **TOTAL PLANNING, PROPERTY AND DEVELOPMENT** | 10,950 | 10,255 | 11,869 | 12,322 | 6,515 | 10,074 | 13,675 | 64,710 |

| ***CAPITAL PROJECTS SUMMARY*** *(in Thousands of $)* | 2005 | | PRELIMINARY FORECAST | | | | | 2005 - 2010 TOTAL PRELIMINARY 6 YEAR |
|---|---|---|---|---|---|---|---|---|
| | FORECAST ADOPTED BY COUNCIL | PRELIMINARY BUDGET | 2006 | 2007 | 2008 | 2009 | 2010 | BUDGET |
| ***CITY CLERKS*** | | | | | | | | |
| Office Automation | 200 | | 200 | | | 200 | | 400 |
| Election Systems | | | | | | | | |
| - Equity in Capital Assets Fund | | 105 | 105 | | | 105 | 105 | 420 |
| - School divisions funding | | 45 | 45 | | | 45 | 45 | 180 |
| Total Election Systems | | 150 | 150 | | | 150 | 150 | 600 |
| Voting Machine Replacement | | | | | | | | |
| - Equity in Capital Assets Fund | | | | | | 1,050 | 175 | 1,225 |
| - School divisions funding | | | | | | 450 | 75 | 525 |
| Total Voting Machine Replacement | | | | | | 1,500 | 250 | 1,750 |
| **TOTAL CITY CLERKS** | 200 | 150 | 350 | | | 1,850 | 400 | 2,750 |
| ***CORPORATE INFORMATION TECHNOLOGY*** | | | | | | | | |
| Communications Network Infrastructure | 611 | 611 | 610 | 649 | 648 | 648 | 633 | 3,799 |
| Network Computing Initiatives | 199 | 199 | 204 | 211 | 216 | 216 | 209 | 1,255 |
| E-Government | 1,680 | | 1,682 | 1,689 | 1,700 | 1,700 | 1,577 | 8,348 |
| PeopleSoft (formerly Connexus in Corporate Finance) | 2,500 | 2,500 | 2,500 | | | | | 5,000 |
| **TOTAL CORPORATE INFORMATION TECHNOLOGY** | 4,990 | 3,310 | 4,996 | 2,549 | 2,564 | 2,564 | 2,419 | 18,402 |
| ***PROPERTY ASSESSMENT*** | | | | | | | | |
| Assessment Automation | | | | 1,000 | 500 | 1,000 | | 2,500 |

| ***CAPITAL PROJECTS SUMMARY*** *(in Thousands of $)* | 2005 | | PRELIMINARY FORECAST | | | | | 2005 - 2010 TOTAL PRELIMINARY 6 YEAR |
|---|---|---|---|---|---|---|---|---|
| | FORECAST ADOPTED BY COUNCIL | PRELIMINARY BUDGET | 2006 | 2007 | 2008 | 2009 | 2010 | BUDGET |
| ***OTHER PROJECTS*** | | | | | | | | |
| New Strategic Transportation Initiatives (Kenaston Underpass and Rapid Transit) | 5,000 | | | | | | | - |
| Public Art Strategy | 500 | 500 | 500 | 500 | 500 | 500 | 500 | 3,000 |
| **TOTAL OTHER PROJECTS** | 5,500 | 500 | 500 | 500 | 500 | 500 | 500 | 3,000 |
| ***TRANSIT*** | | | | | | | | |
| Bus Radio System Replacement with AVL Enhancement | 2,000 | 2,000 | 1,659 | | | | | 3,659 |
| Fare Collection System | | | | 4,000 | 2,000 | | 2,500 | 8,500 |
| Innovative Transit Program | 700 | 700 | 700 | 700 | 700 | 700 | 800 | 4,300 |
| Transit Building Replacement / Refurbishment | 100 | | | 100 | | | | 100 |
| Major Building Systems Renewal | | 250 | | | | | | 250 |
| Regular Transit Buses | | | | | | | | |
| - Equity in Capital Assets Fund | 3,878 | 4,529 | 3,817 | 3,417 | 3,293 | 2,393 | 1,825 | 19,274 |
| - Transit Bus Replacement Reserve | 7,015 | 5,015 | 8,000 | 8,400 | 10,100 | 11,000 | 12,400 | 54,915 |
| - Province - UCPA IV or alternate funding | 3,000 | 3,000 | 3,000 | 3,000 | 3,000 | 3,000 | 3,000 | 18,000 |
| Total Regular Transit Buses | 13,893 | 12,544 | 14,817 | 14,817 | 16,393 | 16,393 | 17,225 | 92,189 |
| **TOTAL TRANSIT** | 16,693 | 15,494 | 17,176 | 19,617 | 19,093 | 17,093 | 20,525 | 108,998 |

| ***CAPITAL PROJECTS SUMMARY*** *(in Thousands of $)* | 2005 | | PRELIMINARY FORECAST | | | | | 2005 - 2010 TOTAL PRELIMINARY 6 YEAR |
|---|---|---|---|---|---|---|---|---|
| | FORECAST ADOPTED BY COUNCIL | PRELIMINARY BUDGET | 2006 | 2007 | 2008 | 2009 | 2010 | BUDGET |
| **WATER & WASTE** | | | | | | | | |
| ***Land Drainage and Flood Control - Tax-Supported Portion*** | | | | | | | | |
| **LAND DRAINAGE AND FLOOD CONTROL - REGIONAL** | | | | | | | | |
| ***Financed by Equity in Capital Assets:*** | | | | | | | | |
| Stormwater Retention Basin Rehabilitation | 200 | 100 | 100 | 200 | 200 | 200 | 200 | 1,000 |
| Flood Pumping Station Rehabilitation | 1,200 | 1,000 | 700 | 1,000 | 1,000 | 1,000 | 1,000 | 5,700 |
| Land Drainage and Combined Sewers Outfall Gate Structures | 2,000 | 1,800 | 1,150 | 1,450 | 1,450 | 1,450 | 1,450 | 8,750 |
| Floodplain Management | | | | 700 | | 700 | | 1,400 |
| St. Germain / Vermette Land Drainage Project | 300 | 100 | 100 | 100 | | | | 300 |
| Permanent Land Drainage Pumping Station at Kilkenny and Rice | 500 | | | | | | | - |
| Seine River Waterway Acquisition | 150 | | 150 | 150 | 150 | 150 | 150 | 750 |
| Primary Dike Upgrading | | 300 | 800 | 800 | 800 | 800 | 1,550 | 5,050 |
| Land Drainage Safety Upgrading Program | 200 | | 200 | 200 | 200 | 200 | 200 | 1,000 |
| Charleswood & Wilkes South Land Drainage Project | | | | 1,300 | 1,149 | | | 2,449 |
| Kildare Trunk Permanent Flood Pumping Station | | | | 500 | | | | 500 |
| Land Drainage Asset Management Strategy | 200 | | | 200 | | | | 200 |
| ***Financed by Frontage Levy:*** | | | | | | | | |
| Combined Sewer Flood Relief | 7,200 | 7,200 | 7,200 | 7,200 | 7,200 | 7,200 | 7,200 | 43,200 |
| Flood Relief Sewers - Separate | 300 | 300 | 300 | 300 | 300 | 300 | 300 | 1,800 |
| ***Financed by Developer Capacity Charges:*** | | | | | | | | |
| Development Agreement Paybacks | 400 | 500 | 500 | 500 | 500 | | 500 | 2,500 |
| Fernbank Ave Land Drainage Sewer | 875 | | | | | | 875 | 875 |
| South Tuxedo Stormwater Retention Basin | 500 | 500 | 1,100 | | | | | 1,600 |
| **TOTAL LAND DRAINAGE AND FLOOD CONTROL - REGIONAL** | 14,025 | 11,800 | 12,300 | 14,600 | 12,949 | 12,000 | 13,425 | 77,074 |

| ***CAPITAL PROJECTS SUMMARY*** *(in Thousands of $)* | 2005 | | PRELIMINARY FORECAST | | | | | 2005 - 2010 TOTAL PRELIMINARY 6 YEAR |
|---|---|---|---|---|---|---|---|---|
| | FORECAST ADOPTED BY COUNCIL | PRELIMINARY BUDGET | 2006 | 2007 | 2008 | 2009 | 2010 | BUDGET |
| **LAND DRAINAGE AND FLOOD CONTROL - RESIDENTIAL** | | | | | | | | |
| Combined Sewer Renewals - Frontage Levy | 11,080 | 11,080 | 11,080 | 11,080 | 11,080 | 11,080 | 11,080 | 66,480 |
| Outfall Rehabilitation - Equity in Capital Assets Fund | 550 | 444 | 444 | 550 | 550 | 550 | 550 | 3,088 |
| **TOTAL LAND DRAINAGE AND FLOOD CONTROL - RESIDENTIAL** | 11,630 | 11,524 | 11,524 | 11,630 | 11,630 | 11,630 | 11,630 | 69,568 |
| **TOTAL LAND DRAINAGE AND FLOOD CONTROL** | 25,655 | 23,324 | 23,824 | 26,230 | 24,579 | 23,630 | 25,055 | 146,642 |
| **WATER WORKS SYSTEM - Utility Funding** | | | | | | | | |
| ***Financed by Waterworks Retained Earnings:*** | | | | | | | | |
| Long Term Zebra Mussel Mitigation | | | | | 1,100 | | | 1,100 |
| Saskatchewan Avenue Feedermain | | | | | | | 1,300 | 1,300 |
| GWWD Railway Bridge Replacement | | 150 | | 550 | | | | 700 |
| Lagimodiere Boulevard Feedermain Extension | 1,350 | 1,350 | | | | | | 1,350 |
| McPhillips Pumping Station - Natural Gas Engine Replacement | 1,050 | 1,050 | 750 | | | | | 1,800 |
| MacLean Pumping Station - Natural Gas Engine Replacement | 1,800 | 1,800 | | | | | | 1,800 |
| Water Supervisory Control and Data Acquisition (SCADA) Replacement | | | | | | | 2,500 | 2,500 |
| Tache Booster Pumping Station Upgrading | | | 300 | 1,000 | 500 | | | 1,800 |
| Shoal Lake Aqueduct Intake Structure Condition Assessment | | | | | 200 | 800 | | 1,000 |
| Disraeli Feedermain - Red River Crossing Rehabilitation / Replacement | | | | | | | 3,500 | 3,500 |
| Shoal Lake Intake Chloramination Facility | | | | | | 2,100 | | 2,100 |
| Water Pumping Station Power Reliability Study | 900 | 250 | 650 | | | | | 900 |
| General Water Infrastructure Rehabilitation | | | 250 | 200 | 1,000 | 1,000 | 1,000 | 3,450 |
| LBIS - Customer Service Conversion & Upgrade | 130 | 130 | | | | | | 130 |
| Midtown Feedermain - Assiniboine River Crossing Replacement / Rehabilitation | | | | | 2,500 | | | 2,500 |
| Operation Accreditation / Emergency Response | 600 | 600 | | | | | | 600 |
| Waverley West Feedermain - Phase 1 | | | | | | 2,500 | | 2,500 |
| Feedermain Condition Assessment Study - Phase 1 | | | | | | 500 | | 500 |
| Water Utility Asset Management Strategy | | | 200 | 800 | | | | 1,000 |

| ***CAPITAL PROJECTS SUMMARY*** *(in Thousands of $)* | 2005 FORECAST ADOPTED BY COUNCIL | 2005 PRELIMINARY BUDGET | PRELIMINARY FORECAST 2006 | 2007 | 2008 | 2009 | 2010 | 2005 - 2010 TOTAL PRELIMINARY 6 YEAR BUDGET |
|---|---|---|---|---|---|---|---|---|
| **WATER WORKS SYSTEM - Utility Funding (continued) *** | | | | | | | | |
| Shoal Lake Aqueduct Asset Preservation | | 500 | 500 | 500 | | | | 1,500 |
| Water Supply Valve Replacement Program | | | 1,000 | 1,300 | 1,500 | 1,500 | 1,500 | 6,800 |
| Furnishing for New Water and Waste Office Facility | | | 400 | | | | | 400 |
| Watermain Renewals - Frontage Levy | 6,500 | 7,600 | 6,800 | 6,800 | 6,800 | 6,800 | 6,800 | 41,600 |
| Water Treatment Plant - Functional & Detailed Design & Construction | | | | | | | | |
| - Water Treatment Reserve | 50,000 | 50,000 | 16,000 | | | | | 66,000 |
| - External Debt | 34,000 | 34,000 | 68,000 | | | | | 102,000 |
| Total Water Treatment Plant | 84,000 | 84,000 | 84,000 | | | | | 168,000 |
| **TOTAL WATERWORKS (Utility Supported)** | 96,330 | 97,430 | 94,850 | 11,150 | 13,600 | 15,200 | 16,600 | 248,830 |
| **SEWAGE DISPOSAL SYSTEM - Utility Funding *** | | | | | | | | |
| ***Financed by Sewage Disposal System Retained Earnings:*** | | | | | | | | |
| Outfall Capacity & Flood Protection Upgrading - NEWPCC | 3,500 | 6,500 | | | | | | 6,500 |
| High River Level (Flood) Protection - SEWPCC | 1,700 | | 1,700 | 1,200 | | | | 2,900 |
| Capacity Study / Preliminary Engineering - SEWPCC | 1,600 | 1,600 | 1,000 | | | | | 2,600 |
| Lift Station Upgrading | 750 | 1,000 | 750 | 750 | 750 | 750 | 750 | 4,750 |
| Inflow / Infiltration / Cross-Connection Study and Mitigation | 600 | | 600 | | | | | 600 |
| Sewer System Isolation in Areas Protected by Secondary Dikes | 1,000 | | 1,000 | | | 1,000 | 1,000 | 3,000 |
| Boiler Area Upgrades - NEWPCC | 700 | 2,200 | | | | | | 2,200 |
| Raw Sewage Pump Replacement - NEWPCC | 400 | 400 | | | | | | 400 |
| Northeast Interceptor Extension - Regent to Dugald | | 5,500 | | | | | | 5,500 |
| Dugald Interceptor Rehabilitation | 1,500 | 1,500 | | | | | | 1,500 |
| Assessment and Rehabilitation of Wastewater River Crossings, Forcemains & Pumping Stations | | 1,000 | | | | | | 1,000 |
| Re-roofing of Grit Building - NEWPCC | | 300 | | | | | | 300 |

* Represents estimates for a 25 year plan to implement the Clean Environment Commission recommendations.

| ***CAPITAL PROJECTS SUMMARY*** *(in Thousands of $)* | 2005 | | PRELIMINARY FORECAST | | | | | 2005 - 2010 TOTAL PRELIMINARY 6 YEAR |
|---|---|---|---|---|---|---|---|---|
| | FORECAST ADOPTED BY COUNCIL | PRELIMINARY BUDGET | 2006 | 2007 | 2008 | 2009 | 2010 | BUDGET |
| **SEWAGE DISPOSAL SYSTEM - Utility Funding (continued) *** | | | | | | | | |
| Surgewell Condition Assessment & Main Pump Hydraulic Rehabilitation - NEWPCC | 2,700 | 2,700 | 5,100 | 5,200 | | | | 13,000 |
| Water Pollution Control Centre Reliability Upgrades | | 11,000 | 5,000 | 5,000 | 5,000 | 5,000 | 5,000 | 36,000 |
| LBIS - Customer Service Conversion & Upgrades | 130 | 130 | | | | | | 130 |
| Waverly West Interceptor Sewer - Phase 1 | | | | | | 3,000 | 5,500 | 8,500 |
| Digester Gas Conditioning - NEWPCC | 1,500 | | | | | | | - |
| Upgrading External Power Supply - NEWPCC | | | | | | 1,000 | | 1,000 |
| Replacement of Primary Electrical Feed - SEWPCC | | | | | | 150 | | 150 |
| South End Water Pollution Control Centre (SEWPCC) Expansion | | | 2,100 | 21,600 | | | | 23,700 |
| North End Water Pollution Control Centre (NEWPCC) - Master Plan | | 1,500 | | | | | | 1,500 |
| Septage Acceptance Facility - West End Water Pollution Control Centre (WEWPCC) | | 300 | | | | | 2,000 | 2,300 |
| New Wastewater Sewer Lift Stations | | 250 | | | | | | 250 |
| Furnishings for New Water and Waste Office Facility | | | 400 | | | | | 400 |
| ***Financed by Environmental Reserve:*** | | | | | | | | |
| Environmental Impact Statement and Public Hearings | | | | 500 | | | 580 | 1,080 |
| Wastewater Disinfection - North End Water Pollution Control Centre (NEWPCC) | | 5,000 | | | | | | 5,000 |
| Combined Sewer Overflow (CSO) Management Strategy & Miscellaneous Mitigation | | | | | | | | |
| - Environmental Reserve | 6,751 | 2,676 | 8,630 | 1,732 | 1,936 | 5,180 | 8,730 | 28,884 |
| - External Debt | 8,127 | 1,694 | 3,576 | | 3,143 | | | 8,413 |
| Total Combined Sewer Overflow (CSO) Management Strategy & Miscellaneous Mitigation | 14,878 | 4,370 | 12,206 | 1,732 | 5,079 | 5,180 | 8,730 | 37,297 |
| Centrate Nutrient Reduction Treatment - NEWPCC | | | | | | | | |
| - Environmental Reserve | | 610 | | | | | | 610 |
| - External Debt | 11,395 | 14,390 | | | | | | 14,390 |
| Total Centrate Nutrient Reduction Treatment - NEWPCC | 11,395 | 15,000 | | | | | | 15,000 |

* Represents estimates for a 25 year plan to implement the Clean Environment Commission recommendations.

| ***CAPITAL PROJECTS SUMMARY*** *(in Thousands of $)* | 2005 | | PRELIMINARY FORECAST | | | | | 2005 - 2010 TOTAL PRELIMINARY 6 YEAR |
|---|---|---|---|---|---|---|---|---|
| | FORECAST ADOPTED BY COUNCIL | PRELIMINARY BUDGET | 2006 | 2007 | 2008 | 2009 | 2010 | BUDGET |
| **SEWAGE DISPOSAL SYSTEM - Utility Funding (continued) *** | | | | | | | | |
| Biosolids - Alternative Disposal Delivery & Management System | | | | | | | | |
| - Environmental Reserve | 520 | 520 | | 7,144 | 1,248 | 7,406 | | 16,318 |
| - External Debt | | | | | 32,095 | | 13,730 | 45,825 |
| Total Biosolids - Alternative Disposal Delivery & Management System | 520 | 520 | | 7,144 | 33,343 | 7,406 | 13,730 | 62,143 |
| Nutrient Removal - WEWPCC | | | | | | | | |
| - Environmental Reserve | | 16,200 | | | | | | 16,200 |
| - External Debt | 2,803 | | | | | | | - |
| Total Nutrient Removal - WEWPCC | 2,803 | 16,200 | | | | | | 16,200 |
| Nutrient Removal - SEWPCC | | | | | | | | |
| - Environmental Reserve | | | 7,600 | | | | | 7,600 |
| - External Debt | | | | | | 84,300 | | 84,300 |
| Total Nutrient Removal - SEWPCC | | | 7,600 | | | 84,300 | | 91,900 |
| Nutrient Removal - NEWPCC | | | | | | | | |
| - Environmental Reserve | 1,122 | | | | 7,800 | 12,000 | | 19,800 |
| **TOTAL SEWAGE DISPOSAL - REGIONAL** | 46,798 | 76,970 | 37,456 | 43,126 | 51,972 | 119,786 | 37,290 | 366,600 |
| **SEWAGE DISPOSAL - RESIDENTIAL** | | | | | | | | |
| Wastewater Sewer Renewal - Frontage Levy | 420 | 1,320 | 420 | 420 | 420 | 420 | 420 | 3,420 |
| **TOTAL SEWAGE DISPOSAL** | 47,218 | 78,290 | 37,876 | 43,546 | 52,392 | 120,206 | 37,710 | 370,020 |

* Represents estimates for a 25 year plan to implement the Clean Environment Commission recommendations.

| ***CAPITAL PROJECTS SUMMARY*** *(in Thousands of $)* | 2005 | | PRELIMINARY FORECAST | | | | | 2005 - 2010 TOTAL PRELIMINARY 6 YEAR |
|---|---|---|---|---|---|---|---|---|
| | FORECAST ADOPTED BY COUNCIL | PRELIMINARY BUDGET | 2006 | 2007 | 2008 | 2009 | 2010 | BUDGET |
| **SOLID WASTE DISPOSAL - Utility Funding** | | | | | | | | |
| ***Financed by Solid Waste Disposal Retained Earnings:*** | | | | | | | | |
| Brady Landfill Staff Building | | | | | | 560 | | 560 |
| Brady Landfill - New Scales / Entranceway | | 1,500 | | | | | | 1,500 |
| Landfill Cell Excavation | | | | 1,000 | | | 1,000 | 2,000 |
| Summit Landfill Closure / Post-Closure | | 200 | 600 | 600 | 600 | 170 | | 2,170 |
| Miscellaneous Land Acquisition | | 100 | 100 | | | | | 200 |
| Leachate Treatment Plant | | | | | | | | |
| - Retained Earnings | | | | | | 250 | | 250 |
| - External Debt | | | | | | | 4,700 | 4,700 |
| Total Leachate Treatment Plant | | | | | | 250 | 4,700 | 4,950 |
| **TOTAL SOLID WASTE DISPOSAL** | | 1,800 | 700 | 1,600 | 600 | 980 | 5,700 | 11,380 |

| ***CAPITAL PROJECTS SUMMARY*** *(in Thousands of $)* | 2005 | | PRELIMINARY FORECAST | | | | | 2005 - 2010 TOTAL PRELIMINARY 6 YEAR BUDGET |
|---|---|---|---|---|---|---|---|---|
| | FORECAST ADOPTED BY COUNCIL | PRELIMINARY BUDGET | 2006 | 2007 | 2008 | 2009 | 2010 | |
| **Regional and Local Streets:** | | | | | | | | |
| **Regional and Local Streets Program includes the following:** | | | | | | | | |
| **Regional Streets** | | | | | | | | |
| Sidewalk and Curb Renewals - Regional Streets | 500 | | 500 | 500 | 500 | 500 | 500 | 2,500 |
| Bishop Grandin Boulevard - St. Anne's Rd. to Fort Garry Bridge | 1,200 | 1,200 | | | | | | 1,200 |
| Inkster Boulevard - Main Street to Lansdowne Avenue | 200 | 200 | 200 | 200 | | | | 600 |
| Corydon Avenue - Cambridge Street to Kenaston Boulevard | 300 | 220 | 300 | 300 | 300 | 300 | 300 | 1,720 |
| St. Mary's Road from Dunkirk Drive to Greendell Avenue | | 2,270 | | | | | | 2,270 |
| Notre Dame Avenue from Keewatin Street to Dublin Avenue | | 1,060 | | | | | | 1,060 |
| Oak Point Highway (S/B) from Logan Avenue to Inkster Boulevard | | 1,200 | | | | | | 1,200 |
| Ellice Avenue from Century Street to Ferry Road | | 1,000 | | | | | | 1,000 |
| Regional Street Renewals - Annual Program - Various locations to be identified | 7,986 | | 8,178 | 5,667 | 9,969 | 12,712 | 9,085 | 45,611 |
| **Regional Streets Total** | 10,186 | 7,150 | 9,178 | 6,667 | 10,769 | 13,512 | 9,885 | 57,161 |
| **Local Streets** | | | | | | | | |
| Lane Renewals - Various Locations | 600 | 600 | 700 | 749 | | | | 2,049 |
| Curb Repairs on Local Streets - Various Locations | 250 | 250 | 250 | 250 | | | | 750 |
| Sidewalk Renewals on Local Streets - Various Locations | 400 | 400 | 400 | 400 | 400 | 400 | 400 | 2,400 |
| Local Street Renewals - Various Locations | 13,115 | 13,015 | 10,280 | 16,215 | 15,470 | 15,931 | 15,931 | 86,842 |
| Panet Road/Molson Street Widening - Munroe Avenue to Kimberly Avenue | | | 100 | 3,300 | | | | 3,400 |
| **Local Streets Total** | 14,365 | 14,265 | 11,730 | 20,914 | 15,870 | 16,331 | 16,331 | 95,441 |
| **Total Regional and Local Streets** | 24,551 | 21,415 | 20,908 | 27,581 | 26,639 | 29,843 | 26,216 | 152,602 |



Winnipeg