Agenda – East Kildonan-Transcona Community Committee – April 24, 2026

PUBLIC HEARINGS

Item No. 2 Variance – 900 McLeod Avenue
(Elmwood-East Kildonan Ward)
File DAV 268490/2025D [c/r DAZ 201/2026]

WINNIPEG PUBLIC SERVICE RECOMMENDATION:

The Urban Planning and Design Division recommends approval of the application to vary the Proposed "C2 " Development and Design standards of Winnipeg Zoning By-Law No. 200/2006 as follows:

1. for the construction of a place of worship addition to permit:

    A. a rear yard of 5 feet (1.52 metres) instead of 25 feet (7.62 metres);

    B. a rear yard of 5 feet (1.52 metres) instead of a 10 feet (3.05 metres) landscaped yard abutting to a residential zoning district;

    C. 61 parking spaces instead of 132 spaces;

2. For the establishment of an accessory parking area to permit a front yard of 5 feet (1.52 metres) instead of 10 feet (3.05 metres).

Subject to the following condition(s):

1. That off-site parking, approved under Conditional Use File No. DCU 25-269571\C, shall be maintained to the satisfaction of the Director of Planning, Property, and Development.

2. That the Variance order under File No. DAV 25-268490\D shall come into force and effect upon the coming into force and effect of File No. DAZ 201/2026.

3. That, if any Variance granted by this order is not established within two (2) years of the date hereof, this order, in respect of that Variance shall terminate.

Agenda – East Kildonan-Transcona Community Committee – April 24, 2026

File:	DAV 268490/2025D
Applicant:	Sitar & White Architectural and Engineering Ltd. (Reid Sitar)
Premises Affected:	900 McLeod Avenue
Legal Description:	PCL E,F PLAN 36683 67 K, hereinafter called "the land"
Property Zoned:	"C2 and R1-M" (Commercial Community and Residential Single-Family – Medium) Proposed "C2" (Commercial Community)
Nature of Application:	To vary the "C2" Development and Design standards of Winnipeg Zoning By-law No. 200/2006 as follows: 1. For the construction of a place of worship addition to permit: A. A rear yard of 5 feet (1.52 metres) instead of 25 feet (7.62 metres); B. A rear yard of 5 feet (1.52 metres) instead of 10 feet (3.05 metres) landscaped yard abutting to a residential zoning district; C. 61 parking spaces instead of 132 2. For the establishment of an accessory parking area to permit a front yard of 5 feet (1.52 metres) instead of 10 feet (3.05 metres).
Exhibits Filed:	1. Application 2. Notification of Public Hearing dated April 1, 2026 3. Manitoba Status of Title 2741454/1 4. Letter of authorization dated October 7, 2025 from Guru Nanak Darbar Inc (Kanwarjit Rakhra) to Reid Sitar 5. Confirmation from the Zoning and Permits Administrator that the subject property may be posted in substitution for newspaper advertising 6. Plans, Sheets 1 to 7 inclusive, for File DAV 268490/2025D dated January 13, 2025 7. Report from the Urban Planning Division dated April 1, 2026 8. Inspection Report

The Winnipeg Public Service to advise that all statutory requirements with respect to this application have been complied with.

Moved by Councillor

That the report of the Winnipeg Public Service be taken as read.

Moved by Councillor

That the receipt of public representations be concluded.

Moved by Councillor

That in accordance with Subsection 247(3) of The City of Winnipeg Charter, the Variance,

(a) ☐ is consistent ☐ is not consistent
with Plan Winnipeg, and any applicable secondary plan;

(b) ☐ does not create ☐ does create
a substantial adverse effect on the amenities, use, safety and convenience of the adjoining property and adjacent area, including an area separated from the property by a street or waterway;

(c) ☐ is ☐ is not
the minimum modification of a zoning by-law required to relieve the injurious effect of the zoning by-law on the applicant's property; and

(d) ☐ is ☐ is not
compatible with the area in which the property to be affected is situated.

Supporting Reasons:

Moved by Councillor

That the recommendation of the Winnipeg Public Service be concurred in / not be concurred in and the Variance be approved / rejected.

Moved by Councillor

That the public hearing with respect to this application be concluded.

Exhibit “7” referred to in File DAV 268490/2025D

ADMINISTRATIVE REPORT

Title: DAV 25-268490\D – 900 Mcleod Ave

Issue: For a Variance associated with expanding an existing place of worship.

Critical Path: East Kildonan-Transcona Community Committee

AUTHORIZATION

Author	Department Head	CFO	CAO
Choi Ho, RPP, MCIP	n/a	n/a	

RECOMMENDATIONS

The Urban Planning and Design Division recommends **approval** of the application to vary the Proposed "C2 " Development and Design standards of Winnipeg Zoning By-Law No. 200/2006 as follows:

1. for the construction of a place of worship addition to permit:

    a. a rear yard of 5 feet (1.52 metres) instead of 25 feet (7.62 metres);

    b. a rear yard of 5 feet (1.52 metres) instead of a 10 feet (3.05 metres) landscaped yard abutting to a residential zoning district;

    c. 61 parking spaces instead of 132 spaces;

2. For the establishment of an accessory parking area to permit a front yard of 5 feet (1.52 metres) instead of 10 feet (3.05 metres).

Subject to the following condition(s):

1. That off-site parking, approved under Conditional Use File No. DCU 25-269571\C, shall be maintained to the satisfaction of the Director of Planning, Property, and Development.

2. That the Variance order under File No. DAV 25-268490\D shall come into force and effect upon the coming into force and effect of File No. DAZ 201/2026.

3. That, if any Variance granted by this order is not established within two (2) years of the date hereof, this order, in respect of that Variance shall terminate.

REASON FOR THE REPORT

- The applicant is proposing to expand an existing place of worship and requires Variances for yard setbacks and parking requirements of the *Winnipeg Zoning By-Law*.
- This report provides information regarding the subject application's compliance with *The City of Winnipeg Charter*, section 249.

FILE/APPLICANT DETAILS

FILE:	**DAV 25-268490\D**
RELATED FILES:	DAZ 201/2026
COMMUNITY:	East Kildonan - Transcona Committee
NEIGHBOURHOOD #:	4.422 - (VALLEY GARDENS)
SUBJECT:	To vary the Proposed "C2 " Development and Design standards of Winnipeg Zoning By-Law No. 200/2006 as follows: 1) for the construction of a place of worship addition to permit: a) a rear yard of 5 feet (1.52 metres) instead of 25 feet (7.62 metres); b) a rear yard of 5 feet (1.52 metres) instead of a 10 feet (3.05 metres) landscaped yard abutting to a residential zoning district; c) 61 parking spaces instead of 132 spaces; 2) For the establishment of an accessory parking area to permit a front yard of 5 feet (1.52 metres) instead of 10 feet (3.05 metres).
LOCATION:	900 Mcleod Avenue
LEGAL DESCRIPTION:	PCL E,F PLAN 36683 67 K
APPLICANT:	Reid Sitar (Sitar & White Architectural and Engineering Ltd.) 1948 Main St Unit 3 Winnipeg, MB R2V 2B4
OWNER:	GURU NANAK DARBAR INC. 900 Mcleod Ave Winnipeg, MB R2G 2T7

HISTORY

DAZ 214/2021

- A Rezoning application was passed by Council in 2022 to construct an addition to an existing place of worship use.

- The by-law expired and there were no formal extensions requested by the applicant, as a result, the applicant was required to resubmit a new application (**see DAZ 201/2026**).

DAV 21-233416D

- A Variance application associated with DAZ 214/2021 (**see above**) was approved by the East Kildonan-Transcona Community Committee in 2022 to construct an addition to an existing place of worship use.

- The associated Variances for rear yard setback and parking requirements of the Zoning by-law also expired within 2 years, as a result, the applicant was required to also resubmit a new DAV application.

DAZ 285/1986

- A Rezoning application was passed by Council in 1986 to rezone the east half of the site to "C2", the west half of the site remained "R1-M" which had an existing single-family dwelling use. In December 2020, a demolition permit was approved to remove single-family dwelling.

DISCUSSION

CRITERIA FOR APPROVAL

Pursuant to Section 247(3) of *The City of Winnipeg Charter*, an application for a Variance with respect to a property may be approved if the Variance:

(a) is consistent with *Plan Winnipeg* and any applicable secondary plan;

(b) does not create a substantial adverse effect on the amenities, use, safety and convenience of the adjoining property and adjacent area, including an area separated from the property by a street or waterway;

(c) is the minimum modification of a zoning-by-law required to relieve the injurious effect of the zoning by-law on the applicant's property; and

(d) is compatible with the area in which the property to be affected is situated.

SITE DESCRIPTION

- The subject property is located on the south side of McLeod Avenue, between Gateway Road and London Street, in the Valley Gardens neighbourhood of the Elmwood-East Kildonan ward.
- The subject property is 49,453 square feet (4,594.33 square metres) in area.

- The site is currently occupied by an existing place of workshop.
- The subject site is accessed by two (2) approaches off McLeod Avenue.
- McLeod Avenue is a collector road.
- Under the *Complete Communities Direction Strategy 2.0*, the site is within the "Established Neighbourhoods – Recent Communities" policy area.
- The property is split-zoned "R1-M" (Residential Single-Family – Medium) and "C2" (Commercial Community) district.

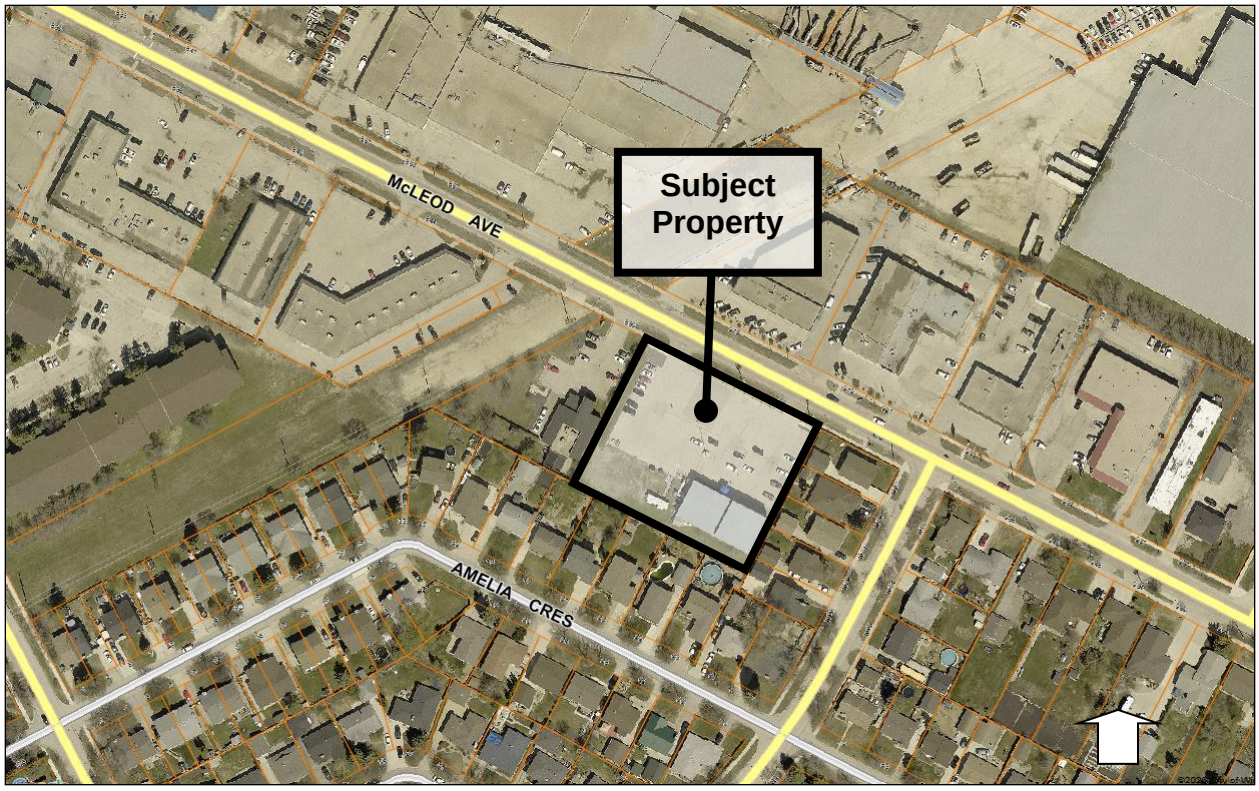

Figure 1: Aerial photo of subject site and surrounding area *(flown 2024)*

SURROUNDING LAND USE AND ZONING (See Figure 2)

North: McLeod Avenue, then 915 and 919 McLeod Avenue – commercial uses zoned "C2" (Commercial Community) district.

South: 47-63 Amelia Crescent – single-family dwelling uses zoned "R1-M" (Residential Single-Family – Medium) district.

East: 1066-1082 London Street – single-family dwelling uses zoned "R1-M" (Residential Single-Family – Medium) district.

West: 880 McLeod Avenue – a commercial use zoned "C2" (Commercial – Community) district.

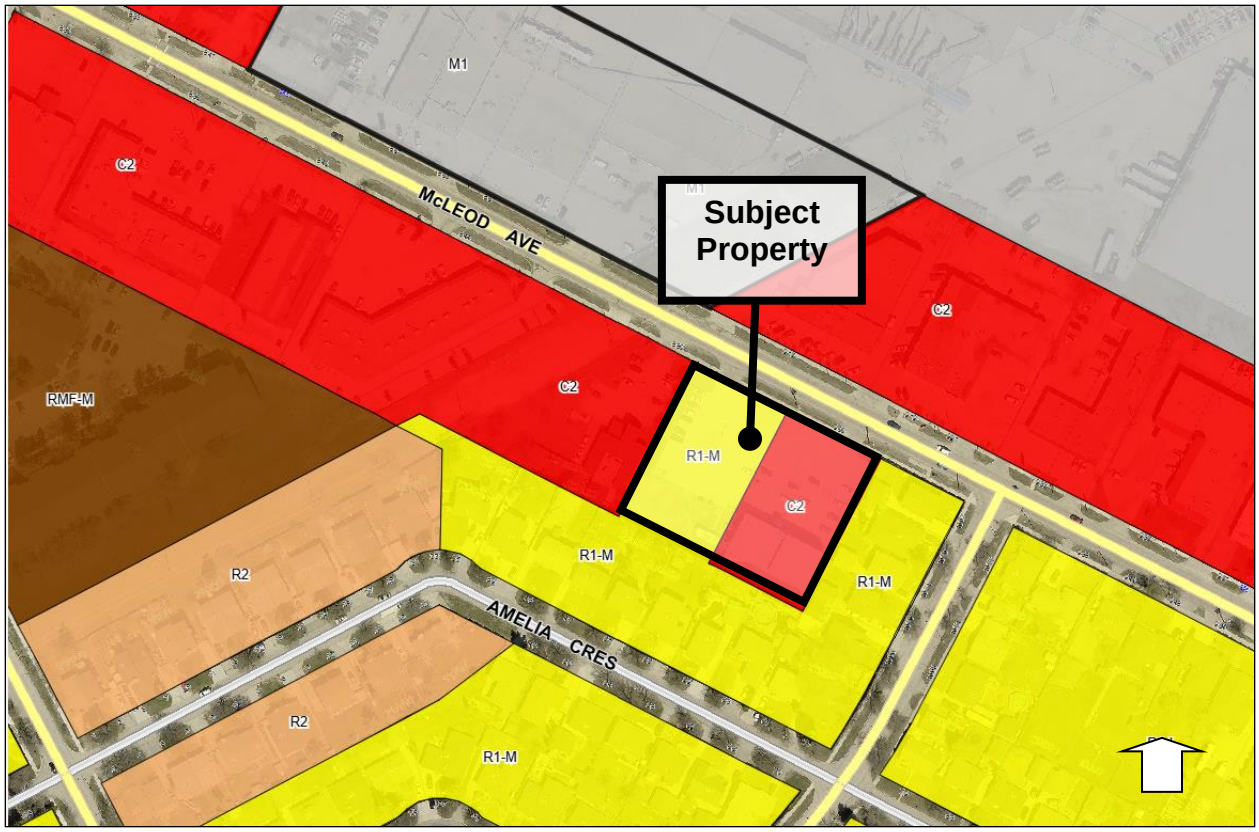

Figure 2: Zoning of the site and surrounding area.

DESCRIPTION OF THE PROPOSED DEVELOPMENT

- The applicant intends to construct an expansion to an existing place of worship.
- The current proposed building addition is similar in square footage and setbacks to the previously proposed and approved expansion that was submitted back in 2021 (**see Figures 3 and 4**)
- The expansion is in the west portion of the lot that is currently vacant, with a sodded area and where there are aboveground building utilities.
- The addition is 8,745 square feet (812 square metres) in area.
- The addition includes a main hall, conference room, and a book room.
- The double-height building addition is aligned in height with the existing place of worship (about 25 feet).
- The addition has two (2) skylights and glazing on the stucco front façade.
- There are 61 parking spaces, including 9 accessible spaces.
- The site is accessed via two (2) existing approaches off McLeod Avenue.
- The landscaping includes: eight (8) trees and 71 shrubs along McLeod Avenue, two (2) trees and 23 shrubs along the building façade facing McLeod Avenue, as well as 6 trees and 68 shrubs within the parking lot interior.
- The garbage and recycling are located at the side yard lot line.

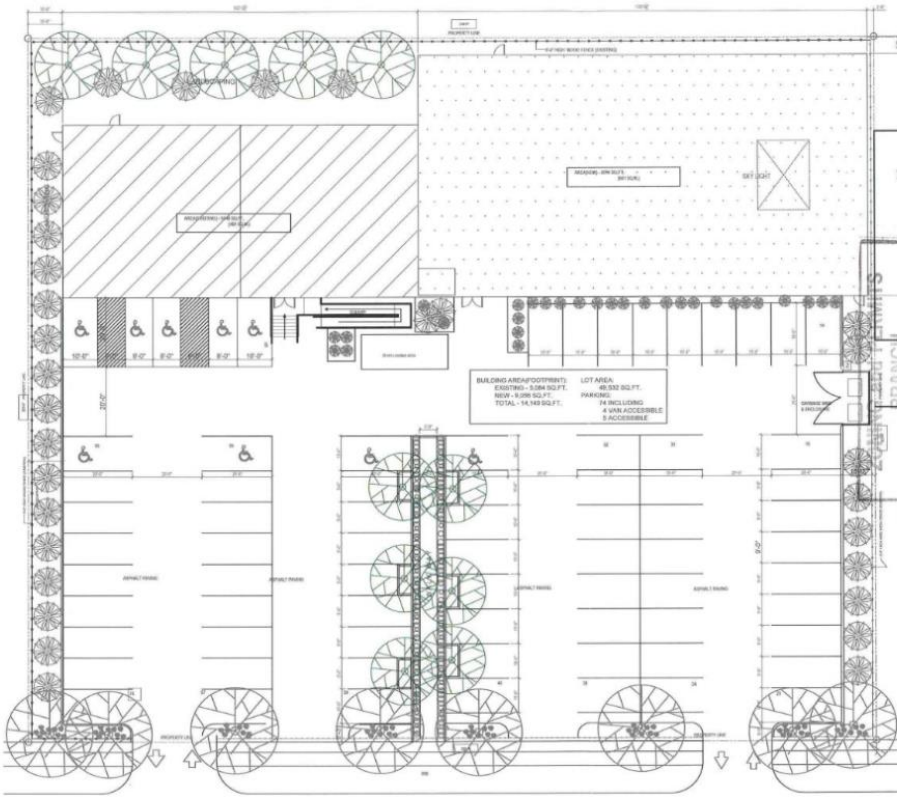

Figure 3: 2021 Site Plan for an expansion to the existing place of worship at 900 McLeod Avenue

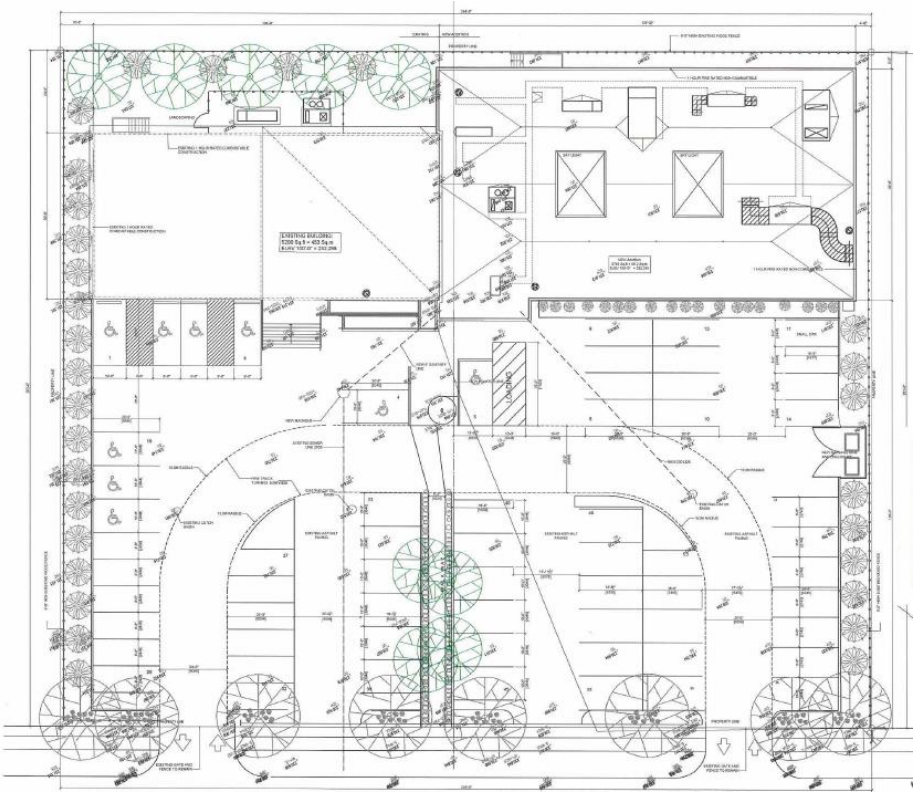

Figure 4: 2025 Site Plan for an expansion to the existing place of worship at 900 McLeod Avenue

ANALYSIS AND ISSUES

COLLABORATIVE PLANNING AND CONSULTATION

With the Urban Planning and Design Division

- The applicant engaged the Urban Planning and Design prior to submitting an application.

COMPLETE COMMUNITIES DIRECTION STRATEGY 2.0

- The *Complete Communities Direction Strategy 2.0* (CCDS 2.0) is one of four direction strategies supporting *OurWinnipeg 2045*, the city's long-range development plan, and has statutory authority as a secondary plan. The Strategy guides land use and development in Winnipeg.
- The subject property is in an Established Neighbourhoods "Recent Communities" policy area of *CCDS 2.0*. Applicable goals and policies include:

- **Goal 2** 2.0 Design new development in Established Neighbourhoods to a high standard of urban design and construction to ensure new development adds value to public and private urban spaces to create a sense of place and civic pride.
    - *2.2 Encourage the location of commercial or mixed-use buildings at or near the front and corner side property lines to create a pedestrian orientation. Use setbacks to reinforce the public realm through landscaping and pedestrian amenities, such as entryways, patios, benches, and bicycle parking.*
    - *2.4 Encourage the use of high-quality, energy efficient, and durable exterior building façade materials.*
    - *2.5 Encourage a variety of architectural styles.*
    - *2.6 Encourage building design to include a range of architectural features that create visual interest and positively contribute to the visual aesthetics of the street and neighbourhood.*
    - *2.8 Buildings with commercial uses should be designed to support pedestrian activity by providing building elements that increase visual interest which may include, but are not limited to, the following: a. Direct pedestrian access to main building entrances from the street; b. Transparent storefront displays; c. Human scaled signage; and d. Decorative lighting, awnings, benches and other pedestrian oriented amenities.*
    - *2.10 Discourage building designs that orient the back of the building to the street.*
    - *2.12 New development should respect and complement the existing character of the built form of surrounding properties.*
    - *2.14 Avoid buildings that create long blank walls facing public streets.*
    - *2.15 Encourage the use of architectural features to articulate building walls in order to mitigate the impact of new building mass.*
    - *2.19 Where motor vehicle parking must be accessed from a front street, it should be effectively screened or incorporated into the building in a manner that positively contributes to the attractiveness of the streetscape.*

- *2.21 Site design should take cues from the character of the neighbourhood or street and should mitigate the potential for land use conflict with adjacent properties that have different scales, densities and uses. Parking location (motor vehicle and bicycle), vehicular access, servicing elements, building placement and landscaping treatment will be important design elements to ensure context-sensitive design.*
- *2.22 Create or reinforce compact, pedestrian-oriented urban development patterns by ensuring the siting, form and scale of new development has a strong relationship to the street, public spaces and amenities in a way that is consistent with neighbourhood context.*

- **Goal 4** 4.0 Ensure neighbourhoods accommodate a range of commercial services and amenities within walking distance to meet daily needs.
  - *4.1 Support commercial development where residential neighbourhoods are not well served by local and community commercial amenities.*
  - *4.2 In order to protect the vitality and viability of existing commercial areas, encourage the redevelopment and infill of existing commercial areas as the preferred method of accommodating new commercial development.*
  - *4.4 New commercial development should be complementary and context sensitive to nearby uses.*
  - *4.13 Consider new locations for small scale commercial uses that have a neighbourhood focus if they meet at least one of the following criteria: a. The property is located on a collector or arterial road abutting existing commercial uses at the periphery of the neighbourhood; b. Immediately adjacent uses render the subject property unsuitable for residential development; and c. The property contains existing non-residential uses or buildings that were not designed to accommodate residential uses*

<u>Goal 2 and 4 Established Neighbourhoods “Recent Communities” Policy Alignment</u>

- The building design creates visual interest and supports pedestrian activity through architectural features such as a direct pedestrian access to the building from the public sidewalk, ornate window patterns, skylights, and transparent window displays.
- The development respects the existing character of the built form of properties across the street as well as the existing building on the lot.
- Parking at the front is screened with new landscaping (trees and shrubs) to create an attractive streetscape.
- The site design takes cues from the character of the neighbourhood, including front approaches for vehicle access, buildings substantially set back, and landscaping to ensure a context-sensitive design.
- The expansion to the existing commercial development protects the vitality and viability of existing commercial areas.
- The commercial development is in line with commercial uses nearby in terms of scale, massing, and built form.
- The new location is suitable for small scale commercial use that has a neighbourhood focus in that it is on a collector road abutting existing commercial uses at the periphery of the neighbourhood and the lot already contains a building not designed to accommodate residential uses.

WINNIPEG ZONING BY-LAW

Reason for Variances

South Rear Yard Building Setback

- The south rear yard building setback is calculated as 25 feet. The development proposes a south rear yard building setback of 5 feet. For this reason, a Variance is required.

South Rear Landscaped Yard Setback Abutting a Residential Zoning District

- The south rear yard setback is calculated as 10 feet from a landscaped yard abutting a residential coning district. The development proposes a south rear yard building setback of 5 feet. For this reason, a Variance is required.

Parking Spaces

- 132 parking spaces are required. The development proposes 61. For this reason, a Variance is required.

North Front Yard Setback of an Accessory Parking Area

- The front yard setback for an accessory parking area is calculated as 10 feet. The development proposes 5 feet. For this reason, a Variance is required.

Analysis of Variances

Reduced South Rear Yard Building Setback and Reduced South Rear Landscaped Yard Setback Abutting a Residential Zoning District

- The south rear yard building setback is 5 feet instead of 25 feet and the south rear landscaped yard setback abutting a residential zoning district is 5 feet instead of 10 feet.
    - A proposed addition on these lands was approved in 2022 by Council, however, the by-law expired so a new application was required to be submitted in 2025 with a similar proposed building setback.
    - The massing, scale, built form, and height are similar to the existing place of worship building and to neighbouring single-family dwellings, thus mitigating negative impacts for the property and abutting residential and commercial uses.
    - The rear elevation of the addition has no windows and a second egress doorway which helps mitigate potential privacy/noise nuisances.
- For these reasons, the Division supports these Variances.

Reduced Parking Spaces

- There are 61 parking spaces provided instead of 132.
    - The applicant intends to re-establish an existing gravel surface parking lot for 50 parking spaces on a property three (3) lots to the west on the same side of McLeod Avenue.
        - The applicant has been leasing this surface parking lot property from Manitoba Hydro for quite some time.
        - There was a Conditional Use application approved with no opposition in 2026 for re-establishing the parking lot use (**see Report for DCU 25-269571\C**)
    - The applicant indicates the current parking needs are met with the existing accessory parking area as well as the surface parking lot on Hydro lands.

- The site is within 400 metres of Transit including a Frequent Express transit stop less than a block away, and Connector and Community Route transit stops right outside the subject property.

- For these reasons, the Division supports this Variance.

Reduced North Front Yard Setback of an Accessory Parking Area

- The north front yard setback for an accessory parking area is 5 feet instead of 10 feet.
    - This is an existing condition of the existing accessory parking area and has not imposed negative impacts to the amenities, use, safety, and convenience of abutting properties.
    - The front yard provides landscaping in excess of the Winnipeg Zoning by-law.
    - The front yard has effective screening (fencing, trees and shrubs) that improves the streetscape and helps hide the cars parked near the front property line.
- For these reasons, the Division supports this Variance.

REASONS FOR RECOMMENDATIONS

In the context of Section 247(3), the Urban Planning and Design Division **approves** the application for the following reasons:

(a) is consistent with *Plan Winnipeg* and any applicable secondary plan;

In that, *the application is consistent with the policies for Established Neighbourhoods "Recent Communities" in Complete Communities Directions Strategy 2.0.*

(b) does not create a substantial adverse effect on the amenities, use, safety and convenience of the adjoining property and adjacent area, including an area separated from the property by a street or waterway;

In that*, the Variance are to expand an existing building that has been designed to mitigate negative impacts for neighbours.*

(c) is the minimum modification of a zoning-by-law required to relieve the injurious effect of the zoning by-law on the applicant's property; and

In that*, the Variances align with Variances previously approved by Council in 2022 and are the minimum modification to mitigate negative impacts on the property.*

(d) is compatible with the area in which the property to be affected is situated.

In that*, the expansion of a commercial building introduces a development that is compatible with McLeod Avenue, the Valley Gardens neighbourhood, and the Elmwood-East Kildonan ward.*

OURWINNIPEG 2045 POLICY ALIGNMENT

OurWinnipeg 2045 Goal – City Building

City Building Objectives

- **City Building Objective 1.** Responsibly plan, prioritize and accommodate growth in areas that best support Complete Communities principles, to achieve this Plan's sustainable development goals:

- *Facilitate growth and change strategically within Winnipeg's unique Transformative Areas and Established Neighbourhoods, to enhance the ability of the urban environment to contribute towards this Plan's goals.*

- **City Building Objective 2**. Integrate resilient land use, transportation and infrastructure planning, and investments:
  - *Ensure that land use, transportation, and infrastructure planning are aligned to provide the conditions for compact, complete and connected communities, supported by sustainable transportation options and municipal infrastructure capacity.*
- **City Building Objective 3.** Facilitate development opportunities that complete established communities, and plan new communities as complete and connected from the outset:
  - *New and existing communities are complete when they demonstrate: universally designed environments; mixed-income neighbourhoods; a continuum of housing types; multi-modal connections within and to elsewhere in the city; heritage conservation; opportunities for physical activity, social interaction, and access to healthy food, daily needs, employment, education, recreation, and green infrastructure*.

WINNIPEG CLIMATE ACTION PLAN ALIGNMENT

Strategic Opportunity #4: Facilitate Compact, Complete Development & Increase Density

- **Key Direction 4.1:** Increase strategic infill development that provides access to and capitalizes on existing and planned corridors with frequent transit service
- **Key Direction 4.2:** Ensure new areas of growth are designed according to the principles of Complete Communities.

WINNIPEG POVERTY REDUCTION STRATEGY ALIGNMENT

Consideration was given to whether this report connects to any of the specific Goals and Objectives in the *PRS* and it was determined the *PRS* is not applicable to this specific report.

SUBMITTED BY

Department:	Planning, Property and Development
Division:	Urban Planning and Design
Prepared by:	Choi Ho, RPP, MCIP
Date:	April 1, 2026
File No.	DAV 25-268490\D

Exhibit “6” referred to in File DAV 268490/2025D

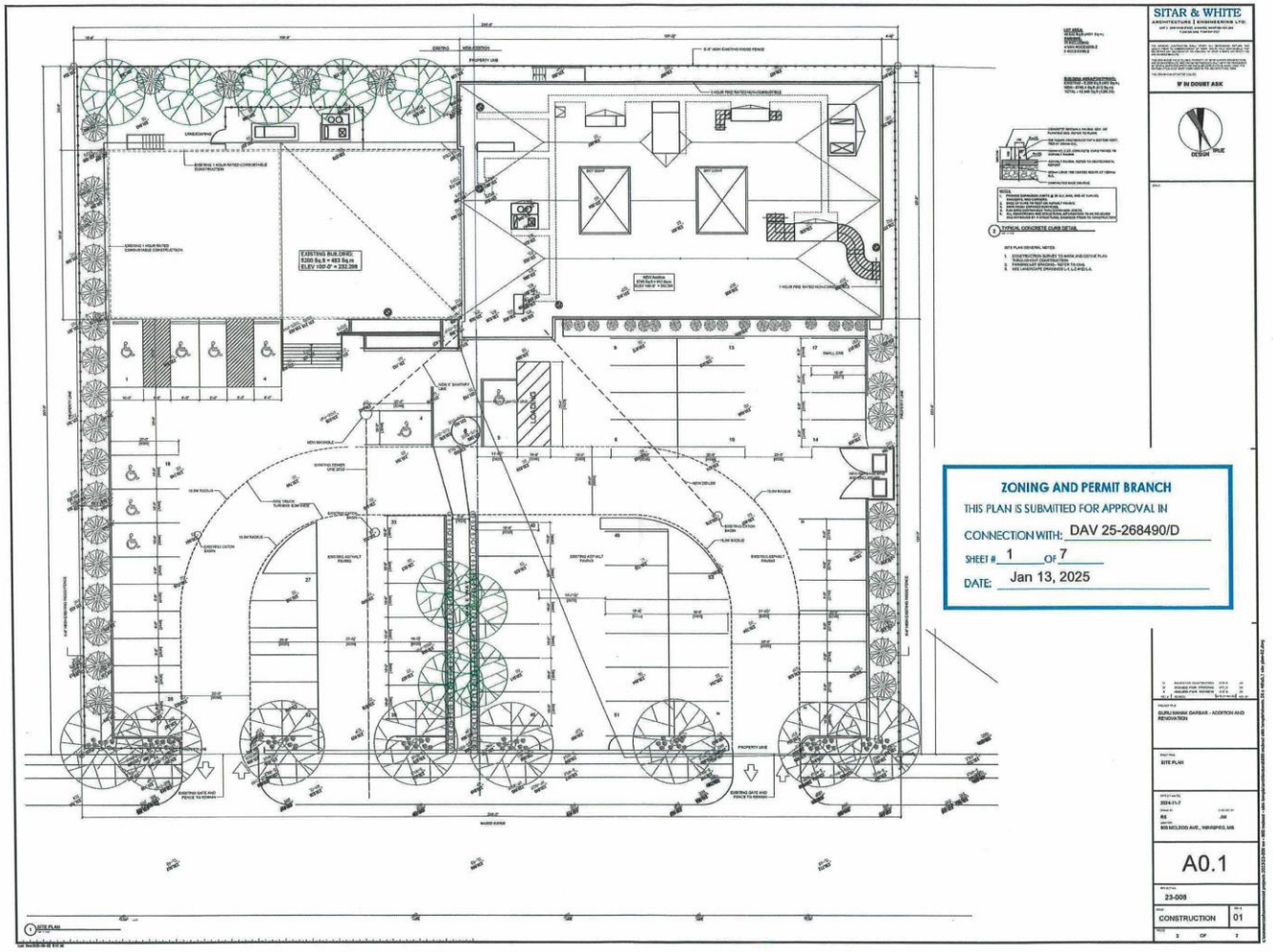

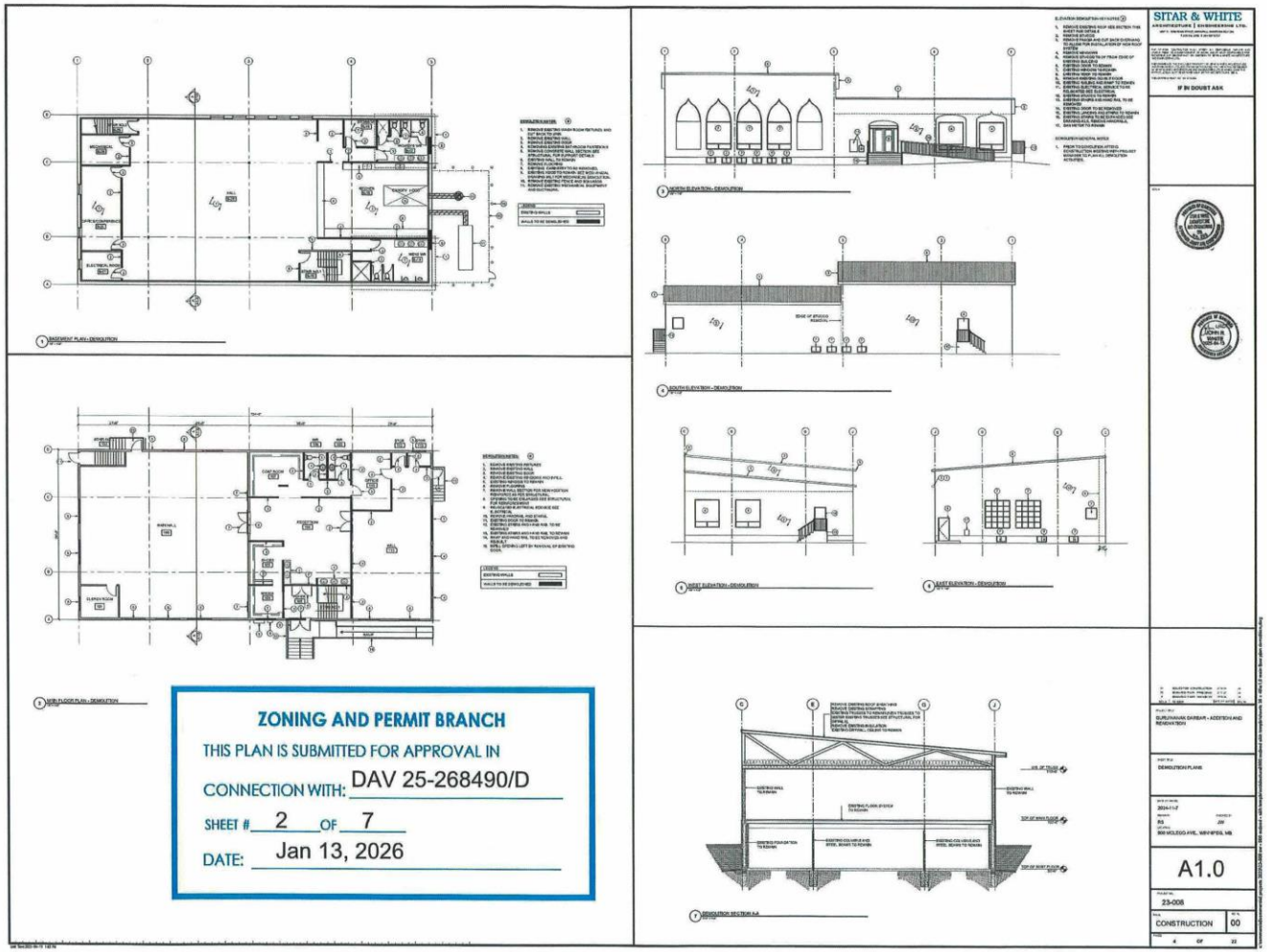
SITAR & WHITE
ARCHITECTURE | ENGINEERING LTD.
IF IN DOUBT ASK
ZONING AND PERMIT BRANCH
THIS PLAN IS SUBMITTED FOR APPROVAL IN
CONNECTION WITH: DAV 25-268490/D
SHEET # 2 OF 7
DATE: Jan 13, 2026
A1.0
CONSTRUCTION
00

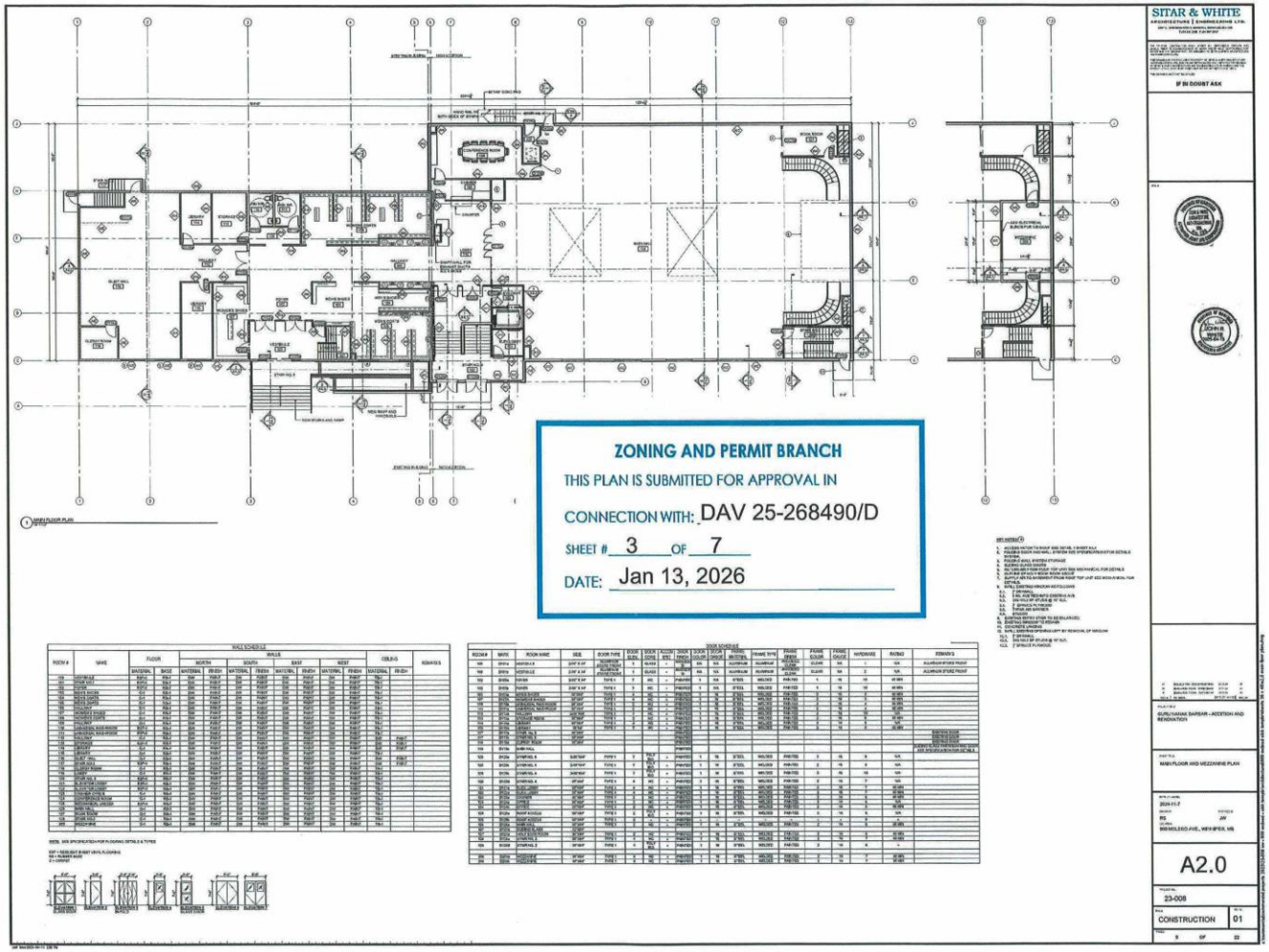
SITAR & WHITE
ARCHITECTURE | ENGINEERING LTD.
IF IN DOUBT ASK
ZONING AND PERMIT BRANCH
THIS PLAN IS SUBMITTED FOR APPROVAL IN
CONNECTION WITH: DAV 25-268490/D
SHEET # 3 OF 7
DATE: Jan 13, 2026
WALL SCHEDULE
DOOR SCHEDULE
GURUNANAK BARBAR - ACCESSIBLE AND RENOVATION
MAIN FLOOR AND MEZZANINE PLAN
A2.0
23-008
CONSTRUCTION
01

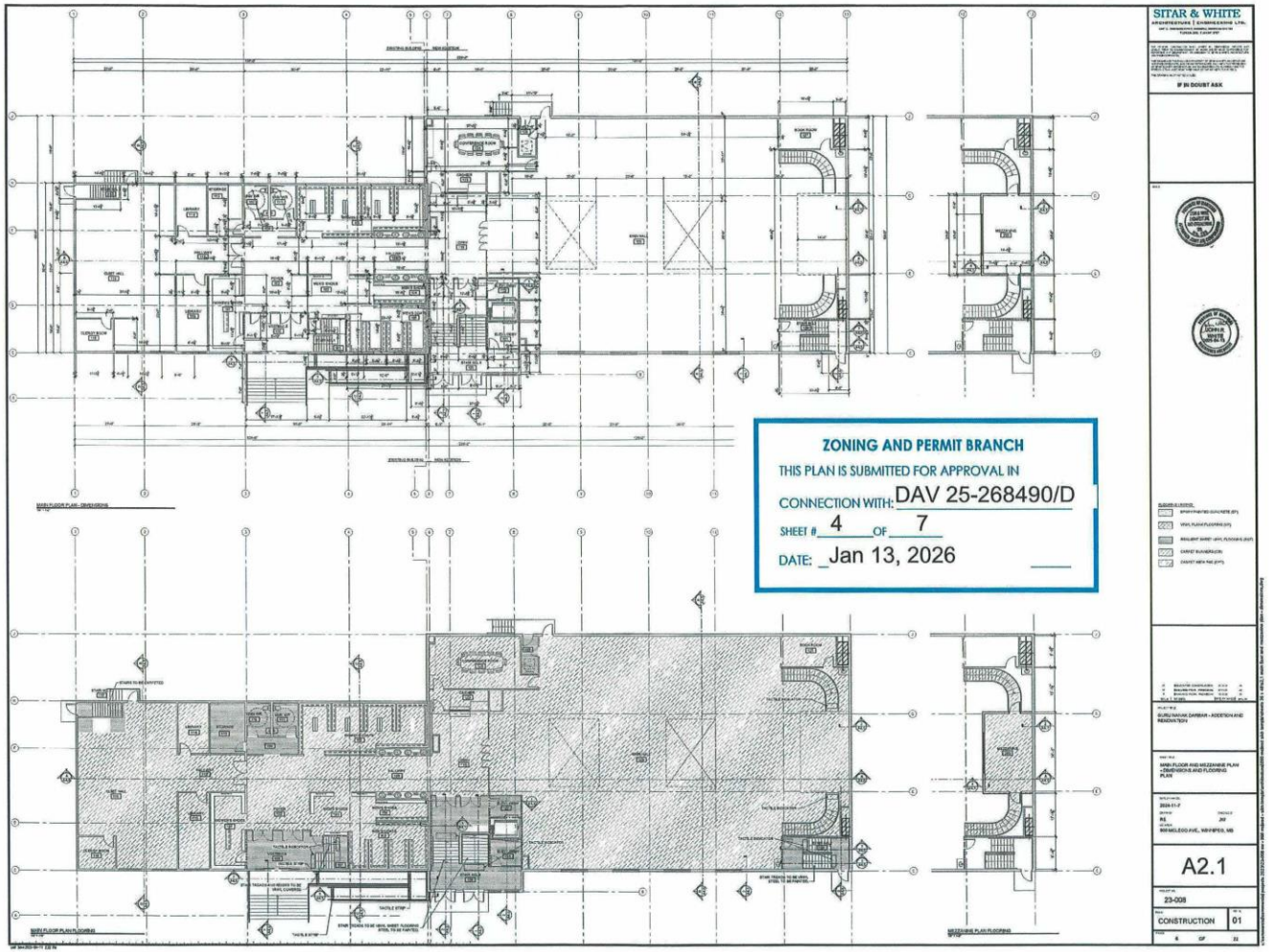
SITAR & WHITE
ZONING AND PERMIT BRANCH
THIS PLAN IS SUBMITTED FOR APPROVAL IN
CONNECTION WITH: DAV 25-268490/D
SHEET # 4 OF 7
DATE: Jan 13, 2026
A2.1
23-008
CONSTRUCTION
01

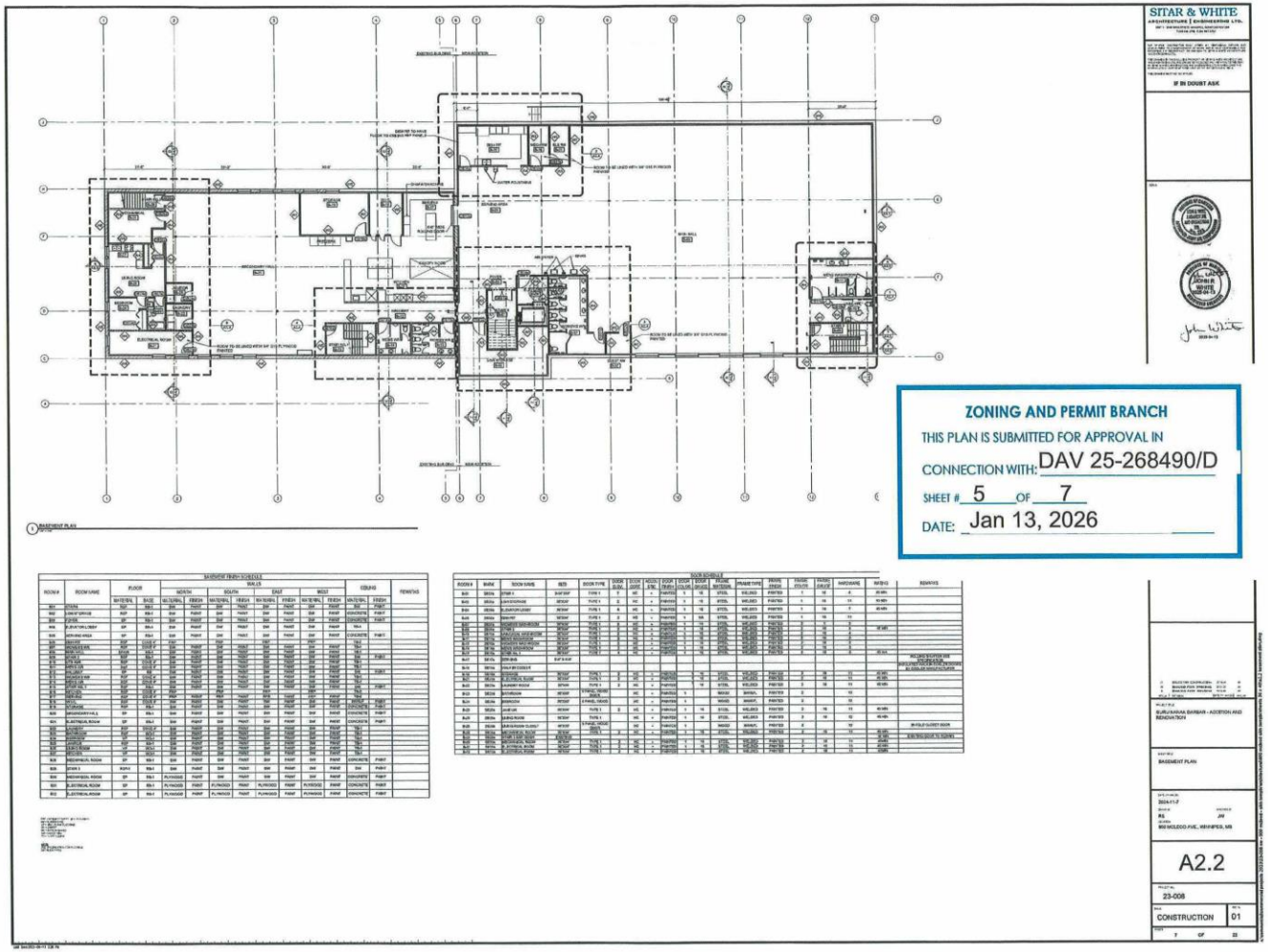

SITAR & WHITE
ARCHITECTURE | ENGINEERING LTD.

IF IN DOUBT ASK

ZONING AND PERMIT BRANCH
THIS PLAN IS SUBMITTED FOR APPROVAL IN
CONNECTION WITH: DAV 25-268490/D
SHEET # 5 OF 7
DATE: Jan 13, 2026

BASEMENT PLAN

BASEMENT FINISH SCHEDULE

ROOM #	ROOM NAME	FLOOR		NORTH		SOUTH		EAST		WEST		CEILING		REMARKS
		MATERIAL	BASE	MATERIAL	FINISH	MATERIAL	FINISH	MATERIAL	FINISH	MATERIAL	FINISH	MATERIAL	FINISH	
B01	STAIRS	SLP	RB-1	GWB	PAINT	GWB	PAINT	GWB	PAINT	GWB	PAINT	GWB	PAINT	
B02	LOBBY/HALL	SLP	RB-1	GWB	PAINT	GWB	PAINT	GWB	PAINT	GWB	PAINT	CONCRETE	PAINT	
B03	FURNACE	SLP	RB-1	GWB	PAINT	GWB	PAINT	GWB	PAINT	GWB	PAINT	CONCRETE	PAINT	
B04	ELEVATOR LOBBY	SLP	RB-1	GWB	PAINT	GWB	PAINT	GWB	PAINT	GWB	PAINT	TBA		
B05	UTILITY ROOM	SLP	RB-1	GWB	PAINT	GWB	PAINT	GWB	PAINT	GWB	PAINT	CONCRETE	PAINT	
B06	STORAGE	SLP	CERAMIC BASE	PAINT		PAINT		PAINT		PAINT		TBA		
B07	MECHANICAL ROOM	SLP	CERAMIC BASE	PAINT		PAINT		PAINT		PAINT		TBA		
B08	WORKSHOP	EXISTING	RB-1	GWB	PAINT	GWB	PAINT	GWB	PAINT	GWB	PAINT	TBA		
B09	STORAGE	SLP	CERAMIC BASE	GWB	PAINT	GWB	PAINT	GWB	PAINT	GWB	PAINT	TBA	PAINT	
B10	UTILITY ROOM	SLP	CERAMIC BASE	GWB	PAINT	GWB	PAINT	GWB	PAINT	GWB	PAINT	TBA		
B11	OFFICE	SLP	CERAMIC BASE	GWB	PAINT	GWB	PAINT	GWB	PAINT	GWB	PAINT	TBA		
B12	STORAGE	SLP	CERAMIC BASE	GWB	PAINT	GWB	PAINT	GWB	PAINT	GWB	PAINT	TBA		
B13	STORAGE	SLP	CERAMIC BASE	GWB	PAINT	GWB	PAINT	GWB	PAINT	GWB	PAINT	TBA		
B14	STORAGE	SLP	CERAMIC BASE	GWB	PAINT	GWB	PAINT	GWB	PAINT	GWB	PAINT	TBA	PAINT	
B15	MECHANICAL ROOM	SLP	CERAMIC BASE	GWB	PAINT	GWB	PAINT	GWB	PAINT	GWB	PAINT	TBA		
B16	STORAGE	SLP	CERAMIC BASE	GWB	PAINT	GWB	PAINT	GWB	PAINT	GWB	PAINT	TBA		
B17	MECHANICAL ROOM	SLP	CERAMIC BASE	GWB	PAINT	GWB	PAINT	GWB	PAINT	GWB	PAINT	TBA		
B18	STORAGE	SLP	CERAMIC BASE	GWB	PAINT	GWB	PAINT	GWB	PAINT	GWB	PAINT	TBA		
B19	STORAGE	SLP	CERAMIC BASE	GWB	PAINT	GWB	PAINT	GWB	PAINT	GWB	PAINT	TBA		
B20	MECHANICAL ROOM	SLP	CERAMIC BASE	GWB	PAINT	GWB	PAINT	GWB	PAINT	GWB	PAINT	TBA		
B21	STORAGE	SLP	CERAMIC BASE	GWB	PAINT	GWB	PAINT	GWB	PAINT	GWB	PAINT	TBA		
B22	STORAGE	SLP	CERAMIC BASE	GWB	PAINT	GWB	PAINT	GWB	PAINT	GWB	PAINT	TBA		
B23	STORAGE	SLP	CERAMIC BASE	GWB	PAINT	GWB	PAINT	GWB	PAINT	GWB	PAINT	TBA		
B24	MECHANICAL ROOM	SLP	CERAMIC BASE	GWB	PAINT	GWB	PAINT	GWB	PAINT	GWB	PAINT	TBA		
B25	MECHANICAL ROOM	SLP	CERAMIC BASE	GWB	PAINT	GWB	PAINT	GWB	PAINT	GWB	PAINT	TBA		
B26	MECHANICAL ROOM	SLP	CERAMIC BASE	GWB	PAINT	GWB	PAINT	GWB	PAINT	GWB	PAINT	TBA		
B27	MECHANICAL ROOM	SLP	CERAMIC BASE	GWB	PAINT	GWB	PAINT	GWB	PAINT	GWB	PAINT	TBA		
B28	MECHANICAL ROOM	SLP	CERAMIC BASE	GWB	PAINT	GWB	PAINT	GWB	PAINT	GWB	PAINT	TBA		
B29	MECHANICAL ROOM	SLP	CERAMIC BASE	GWB	PAINT	GWB	PAINT	GWB	PAINT	GWB	PAINT	TBA		
B30	MECHANICAL ROOM	SLP	CERAMIC BASE	GWB	PAINT	GWB	PAINT	GWB	PAINT	GWB	PAINT	TBA		
B31	MECHANICAL ROOM	SLP	CERAMIC BASE	GWB	PAINT	GWB	PAINT	GWB	PAINT	GWB	PAINT	TBA		
B32	MECHANICAL ROOM	SLP	CERAMIC BASE	GWB	PAINT	GWB	PAINT	GWB	PAINT	GWB	PAINT	TBA		
B33	MECHANICAL ROOM	SLP	CERAMIC BASE	GWB	PAINT	GWB	PAINT	GWB	PAINT	GWB	PAINT	TBA		
B34	MECHANICAL ROOM	SLP	CERAMIC BASE	GWB	PAINT	GWB	PAINT	GWB	PAINT	GWB	PAINT	TBA		
B35	MECHANICAL ROOM	SLP	CERAMIC BASE	GWB	PAINT	GWB	PAINT	GWB	PAINT	GWB	PAINT	TBA		
B36	MECHANICAL ROOM	SLP	CERAMIC BASE	GWB	PAINT	GWB	PAINT	GWB	PAINT	GWB	PAINT	TBA		
B37	MECHANICAL ROOM	SLP	CERAMIC BASE	GWB	PAINT	GWB	PAINT	GWB	PAINT	GWB	PAINT	TBA		
B38	MECHANICAL ROOM	SLP	CERAMIC BASE	GWB	PAINT	GWB	PAINT	GWB	PAINT	GWB	PAINT	TBA		
B39	MECHANICAL ROOM	SLP	CERAMIC BASE	GWB	PAINT	GWB	PAINT	GWB	PAINT	GWB	PAINT	TBA		
B40	MECHANICAL ROOM	SLP	CERAMIC BASE	GWB	PAINT	GWB	PAINT	GWB	PAINT	GWB	PAINT	TBA		
B41	MECHANICAL ROOM	SLP	CERAMIC BASE	GWB	PAINT	GWB	PAINT	GWB	PAINT	GWB	PAINT	TBA		
B42	MECHANICAL ROOM	SLP	CERAMIC BASE	GWB	PAINT	GWB	PAINT	GWB	PAINT	GWB	PAINT	TBA		
B43	MECHANICAL ROOM	SLP	CERAMIC BASE	GWB	PAINT	GWB	PAINT	GWB	PAINT	GWB	PAINT	TBA		
B44	MECHANICAL ROOM	SLP	CERAMIC BASE	GWB	PAINT	GWB	PAINT	GWB	PAINT	GWB	PAINT	TBA		
B45	MECHANICAL ROOM	SLP	CERAMIC BASE	GWB	PAINT	GWB	PAINT	GWB	PAINT	GWB	PAINT	TBA		
B46	MECHANICAL ROOM	SLP	CERAMIC BASE	GWB	PAINT	GWB	PAINT	GWB	PAINT	GWB	PAINT	TBA		
B47	MECHANICAL ROOM	SLP	CERAMIC BASE	GWB	PAINT	GWB	PAINT	GWB	PAINT	GWB	PAINT	TBA		
B48	MECHANICAL ROOM	SLP	CERAMIC BASE	GWB	PAINT	GWB	PAINT	GWB	PAINT	GWB	PAINT	TBA		
B49	MECHANICAL ROOM	SLP	CERAMIC BASE	GWB	PAINT	GWB	PAINT	GWB	PAINT	GWB	PAINT	TBA		
B50	MECHANICAL ROOM	SLP	CERAMIC BASE	GWB	PAINT	GWB	PAINT	GWB	PAINT	GWB	PAINT	TBA		
B51	MECHANICAL ROOM	SLP	CERAMIC BASE	GWB	PAINT	GWB	PAINT	GWB	PAINT	GWB	PAINT	TBA		
B52	MECHANICAL ROOM	SLP	CERAMIC BASE	GWB	PAINT	GWB	PAINT	GWB	PAINT	GWB	PAINT	TBA		
B53	MECHANICAL ROOM	SLP	CERAMIC BASE	GWB	PAINT	GWB	PAINT	GWB	PAINT	GWB	PAINT	TBA		
B54	MECHANICAL ROOM	SLP	CERAMIC BASE	GWB	PAINT	GWB	PAINT	GWB	PAINT	GWB	PAINT	TBA		
B55	MECHANICAL ROOM	SLP	CERAMIC BASE	GWB	PAINT	GWB	PAINT	GWB	PAINT	GWB	PAINT	TBA		
B56	MECHANICAL ROOM	SLP	CERAMIC BASE	GWB	PAINT	GWB	PAINT	GWB	PAINT	GWB	PAINT	TBA		
B57	MECHANICAL ROOM	SLP	CERAMIC BASE	GWB	PAINT	GWB	PAINT	GWB	PAINT	GWB	PAINT	TBA		
B58	MECHANICAL ROOM	SLP	CERAMIC BASE	GWB	PAINT	GWB	PAINT	GWB	PAINT	GWB	PAINT	TBA		
B59	MECHANICAL ROOM	SLP	CERAMIC BASE	GWB	PAINT	GWB	PAINT	GWB	PAINT	GWB	PAINT	TBA		
B60	MECHANICAL ROOM	SLP	CERAMIC BASE	GWB	PAINT	GWB	PAINT	GWB	PAINT	GWB	PAINT	TBA		
B61	MECHANICAL ROOM	SLP	CERAMIC BASE	GWB	PAINT	GWB	PAINT	GWB	PAINT	GWB	PAINT	TBA		
B62	MECHANICAL ROOM	SLP	CERAMIC BASE	GWB	PAINT	GWB	PAINT	GWB	PAINT	GWB	PAINT	TBA		
B63	MECHANICAL ROOM	SLP	CERAMIC BASE	GWB	PAINT	GWB	PAINT	GWB	PAINT	GWB	PAINT	TBA		
B64	MECHANICAL ROOM	SLP	CERAMIC BASE	GWB	PAINT	GWB	PAINT	GWB	PAINT	GWB	PAINT	TBA		
B65	MECHANICAL ROOM	SLP	CERAMIC BASE	GWB	PAINT	GWB	PAINT	GWB	PAINT	GWB	PAINT	TBA		
B66	MECHANICAL ROOM	SLP	CERAMIC BASE	GWB	PAINT	GWB	PAINT	GWB	PAINT	GWB	PAINT	TBA		
B67	MECHANICAL ROOM	SLP	CERAMIC BASE	GWB	PAINT	GWB	PAINT	GWB	PAINT	GWB	PAINT	TBA		
B68	MECHANICAL ROOM	SLP	CERAMIC BASE	GWB	PAINT	GWB	PAINT	GWB	PAINT	GWB	PAINT	TBA		
B69	MECHANICAL ROOM	SLP	CERAMIC BASE	GWB	PAINT	GWB	PAINT	GWB	PAINT	GWB	PAINT	TBA		
B70	MECHANICAL ROOM	SLP	CERAMIC BASE	GWB	PAINT	GWB	PAINT	GWB	PAINT	GWB	PAINT	TBA		
B71	MECHANICAL ROOM	SLP	CERAMIC BASE	GWB	PAINT	GWB	PAINT	GWB	PAINT	GWB	PAINT	TBA		
B72	MECHANICAL ROOM	SLP	CERAMIC BASE	GWB	PAINT	GWB	PAINT	GWB	PAINT	GWB	PAINT	TBA		
B73	MECHANICAL ROOM	SLP	CERAMIC BASE	GWB	PAINT	GWB	PAINT	GWB	PAINT	GWB	PAINT	TBA		
B74	MECHANICAL ROOM	SLP	CERAMIC BASE	GWB	PAINT	GWB	PAINT	GWB	PAINT	GWB	PAINT	TBA		
B75	MECHANICAL ROOM	SLP	CERAMIC BASE	GWB	PAINT	GWB	PAINT	GWB	PAINT	GWB	PAINT	TBA		
B76	MECHANICAL ROOM	SLP	CERAMIC BASE	GWB	PAINT	GWB	PAINT	GWB	PAINT	GWB	PAINT	TBA		
B77	MECHANICAL ROOM	SLP	CERAMIC BASE	GWB	PAINT	GWB	PAINT	GWB	PAINT	GWB	PAINT	TBA		
B78	MECHANICAL ROOM	SLP	CERAMIC BASE	GWB	PAINT	GWB	PAINT	GWB	PAINT	GWB	PAINT	TBA		
B79	MECHANICAL ROOM	SLP	CERAMIC BASE	GWB	PAINT	GWB	PAINT	GWB	PAINT	GWB	PAINT	TBA		
B80	MECHANICAL ROOM	SLP	CERAMIC BASE	GWB	PAINT	GWB	PAINT	GWB	PAINT	GWB	PAINT	TBA		
B81	MECHANICAL ROOM	SLP	CERAMIC BASE	GWB	PAINT	GWB	PAINT	GWB	PAINT	GWB	PAINT	TBA		
B82	MECHANICAL ROOM	SLP	CERAMIC BASE	GWB	PAINT	GWB	PAINT	GWB	PAINT	GWB	PAINT	TBA		
B83	MECHANICAL ROOM	SLP	CERAMIC BASE	GWB	PAINT	GWB	PAINT	GWB	PAINT	GWB	PAINT	TBA		
B84	MECHANICAL ROOM	SLP	CERAMIC BASE	GWB	PAINT	GWB	PAINT	GWB	PAINT	GWB	PAINT	TBA		
B85	MECHANICAL ROOM	SLP	CERAMIC BASE	GWB	PAINT	GWB	PAINT	GWB	PAINT	GWB	PAINT	TBA		
B86	MECHANICAL ROOM	SLP	CERAMIC BASE	GWB	PAINT	GWB	PAINT	GWB	PAINT	GWB	PAINT	TBA		
B87	MECHANICAL ROOM	SLP	CERAMIC BASE	GWB	PAINT	GWB	PAINT	GWB	PAINT	GWB	PAINT	TBA		
B88	MECHANICAL ROOM	SLP	CERAMIC BASE	GWB	PAINT	GWB	PAINT	GWB	PAINT	GWB	PAINT	TBA		
B89	MECHANICAL ROOM	SLP	CERAMIC BASE	GWB	PAINT	GWB	PAINT	GWB	PAINT	GWB	PAINT	TBA		
B90	MECHANICAL ROOM	SLP	CERAMIC BASE	GWB	PAINT	GWB	PAINT	GWB	PAINT	GWB	PAINT	TBA		
B91	MECHANICAL ROOM	SLP	CERAMIC BASE	GWB	PAINT	GWB	PAINT	GWB	PAINT	GWB	PAINT	TBA		
B92	MECHANICAL ROOM	SLP	CERAMIC BASE	GWB	PAINT	GWB	PAINT	GWB	PAINT	GWB	PAINT	TBA		
B93	MECHANICAL ROOM	SLP	CERAMIC BASE	GWB	PAINT	GWB	PAINT	GWB	PAINT	GWB	PAINT	TBA		
B94	MECHANICAL ROOM	SLP	CERAMIC BASE	GWB	PAINT	GWB	PAINT	GWB	PAINT	GWB	PAINT	TBA		
B95	MECHANICAL ROOM	SLP	CERAMIC BASE	GWB	PAINT	GWB	PAINT	GWB	PAINT	GWB	PAINT	TBA		
B96	MECHANICAL ROOM	SLP	CERAMIC BASE	GWB	PAINT	GWB	PAINT	GWB	PAINT	GWB	PAINT	TBA		
B97	MECHANICAL ROOM	SLP	CERAMIC BASE	GWB	PAINT	GWB	PAINT	GWB	PAINT	GWB	PAINT	TBA		
B98	MECHANICAL ROOM	SLP	CERAMIC BASE	GWB	PAINT	GWB	PAINT	GWB	PAINT	GWB	PAINT	TBA		
B99	MECHANICAL ROOM	SLP	CERAMIC BASE	GWB	PAINT	GWB	PAINT	GWB	PAINT	GWB	PAINT	TBA		
B100	MECHANICAL ROOM	SLP	CERAMIC BASE	GWB	PAINT	GWB	PAINT	GWB	PAINT	GWB	PAINT	TBA		

DOOR SCHEDULE

ROOM #	MARK	ROOM NAME	WIDTH	DOOR TYPE	DOOR SLIDING	DOOR LOUVRE	ACCESS CONTROL	DOOR FINISH	DOOR COLOUR	FRAME & DOOR MATERIAL	FRAME TYPE	FRAME FINISH	FRAME COLOUR	FRAME MATERIAL	HARDWARE	MFR'G	REMARKS
B01	B01a	STAIR 1	914MM	TYPE 1			NO	-	PAINTED	1	16	STEEL	WELDED	PAINTED	1	16	45 MIN
B02	B02a	LOBBY/HALL	813MM	TYPE 1			NO	-	PAINTED	1	16	STEEL	WELDED	PAINTED	1	16	45 MIN
B04	B04a	ELEVATOR LOBBY	813MM	TYPE 1			NO	-	PAINTED	1	16	STEEL	WELDED	PAINTED	1	16	45 MIN
B05	B05a	UTILITY ROOM	813MM	TYPE 1			NO	-	PAINTED	1	16	STEEL	WELDED	PAINTED	1	16	45 MIN
B06	B06a	STORAGE	813MM	TYPE 1			NO	-	PAINTED	1	16	STEEL	WELDED	PAINTED	1	16	45 MIN
B07	B07a	MECHANICAL ROOM	813MM	TYPE 1			NO	-	PAINTED	1	16	STEEL	WELDED	PAINTED	1	16	45 MIN
B08	B08a	WORKSHOP	813MM	TYPE 1			NO	-	PAINTED	1	16	STEEL	WELDED	PAINTED	1	16	45 MIN
B09	B09a	STORAGE	813MM	TYPE 1			NO	-	PAINTED	1	16	STEEL	WELDED	PAINTED	1	16	45 MIN
B10	B10a	UTILITY ROOM	813MM	TYPE 1			NO	-	PAINTED	1	16	STEEL	WELDED	PAINTED	1	16	45 MIN
B11	B11a	OFFICE	813MM	TYPE 1			NO	-	PAINTED	1	16	STEEL	WELDED	PAINTED	1	16	45 MIN
B12	B12a	STORAGE	813MM	TYPE 1			NO	-	PAINTED	1	16	STEEL	WELDED	PAINTED	1	16	45 MIN
B13	B13a	STORAGE	813MM	TYPE 1			NO	-	PAINTED	1	16	STEEL	WELDED	PAINTED	1	16	45 MIN
B14	B14a	STORAGE	813MM	TYPE 1			NO	-	PAINTED	1	16	STEEL	WELDED	PAINTED	1	16	45 MIN
B15	B15a	MECHANICAL ROOM	813MM	TYPE 1			NO	-	PAINTED	1	16	STEEL	WELDED	PAINTED	1	16	45 MIN
B16	B16a	STORAGE	813MM	TYPE 1			NO	-	PAINTED	1	16	STEEL	WELDED	PAINTED	1	16	45 MIN
B17	B17a	MECHANICAL ROOM	813MM	TYPE 1			NO	-	PAINTED	1	16	STEEL	WELDED	PAINTED	1	16	45 MIN
B18	B18a	STORAGE	813MM	TYPE 1			NO	-	PAINTED	1	16	STEEL	WELDED	PAINTED	1	16	45 MIN
B19	B19a	STORAGE	813MM	TYPE 1			NO	-	PAINTED	1	16	STEEL	WELDED	PAINTED	1	16	45 MIN
B20	B20a	MECHANICAL ROOM	813MM	TYPE 1			NO	-	PAINTED	1	16	STEEL	WELDED	PAINTED	1	16	45 MIN
B21	B21a	STORAGE	813MM	TYPE 1			NO	-	PAINTED	1	16	STEEL	WELDED	PAINTED	1	16	45 MIN
B22	B22a	STORAGE	813MM	TYPE 1			NO	-	PAINTED	1	16	STEEL	WELDED	PAINTED	1	16	45 MIN
B23	B23a	STORAGE	813MM	TYPE 1			NO	-	PAINTED	1	16	STEEL	WELDED	PAINTED	1	16	45 MIN
B24	B24a	MECHANICAL ROOM	813MM	TYPE 1			NO	-	PAINTED	1	16	STEEL	WELDED	PAINTED	1	16	45 MIN
B25	B25a	MECHANICAL ROOM	813MM	TYPE 1			NO	-	PAINTED	1	16	STEEL	WELDED	PAINTED	1	16	45 MIN
B26	B26a	MECHANICAL ROOM	813MM	TYPE 1			NO	-	PAINTED	1	16	STEEL	WELDED	PAINTED	1	16	45 MIN
B27	B27a	MECHANICAL ROOM	813MM	TYPE 1			NO	-	PAINTED	1	16	STEEL	WELDED	PAINTED	1	16	45 MIN
B28	B28a	MECHANICAL ROOM	813MM	TYPE 1			NO	-	PAINTED	1	16	STEEL	WELDED	PAINTED	1	16	45 MIN
B29	B29a	MECHANICAL ROOM	813MM	TYPE 1			NO	-	PAINTED	1	16	STEEL	WELDED	PAINTED	1	16	45 MIN
B30	B30a	MECHANICAL ROOM	813MM	TYPE 1			NO	-	PAINTED	1	16	STEEL	WELDED	PAINTED	1	16	45 MIN
B31	B31a	MECHANICAL ROOM	813MM	TYPE 1			NO	-	PAINTED	1	16	STEEL	WELDED	PAINTED	1	16	45 MIN
B32	B32a	MECHANICAL ROOM	813MM	TYPE 1			NO	-	PAINTED	1	16	STEEL	WELDED	PAINTED	1	16	45 MIN
B33	B33a	MECHANICAL ROOM	813MM	TYPE 1			NO	-	PAINTED	1	16	STEEL	WELDED	PAINTED	1	16	45 MIN
B34	B34a	MECHANICAL ROOM	813MM	TYPE 1			NO	-	PAINTED	1	16	STEEL	WELDED	PAINTED	1	16	45 MIN
B35	B35a	MECHANICAL ROOM	813MM	TYPE 1			NO	-	PAINTED	1	16	STEEL	WELDED	PAINTED	1	16	45 MIN
B36	B36a	MECHANICAL ROOM	813MM	TYPE 1			NO	-	PAINTED	1	16	STEEL	WELDED	PAINTED	1	16	45 MIN
B37	B37a	MECHANICAL ROOM	813MM	TYPE 1			NO	-	PAINTED	1	16	STEEL	WELDED	PAINTED	1	16	45 MIN
B38	B38a	MECHANICAL ROOM	813MM	TYPE 1			NO	-	PAINTED	1	16	STEEL	WELDED	PAINTED	1	16	45 MIN
B39	B39a	MECHANICAL ROOM	813MM	TYPE 1			NO	-	PAINTED	1	16	STEEL	WELDED	PAINTED	1	16	45 MIN
B40	B40a	MECHANICAL ROOM	813MM	TYPE 1			NO	-	PAINTED	1	16	STEEL	WELDED	PAINTED	1	16	45 MIN
B41	B41a	MECHANICAL ROOM	813MM	TYPE 1			NO	-	PAINTED	1	16	STEEL	WELDED	PAINTED	1	16	45 MIN
B42	B42a	MECHANICAL ROOM	813MM	TYPE 1			NO	-	PAINTED	1	16	STEEL	WELDED	PAINTED	1	16	45 MIN
B43	B43a	MECHANICAL ROOM	813MM	TYPE 1			NO	-	PAINTED	1	16	STEEL	WELDED	PAINTED	1	16	45 MIN
B44	B44a	MECHANICAL ROOM	813MM	TYPE 1			NO	-	PAINTED	1	16	STEEL	WELDED	PAINTED	1	16	45 MIN
B45	B45a	MECHANICAL ROOM	813MM	TYPE 1			NO	-	PAINTED	1	16	STEEL	WELDED	PAINTED	1	16	45 MIN
B46	B46a	MECHANICAL ROOM	813MM	TYPE 1			NO	-	PAINTED	1	16	STEEL	WELDED	PAINTED	1	16	45 MIN
B47	B47a	MECHANICAL ROOM	813MM	TYPE 1			NO	-	PAINTED	1	16	STEEL	WELDED	PAINTED	1	16	45 MIN
B48	B48a	MECHANICAL ROOM	813MM	TYPE 1			NO	-	PAINTED	1	16	STEEL	WELDED	PAINTED	1	16	45 MIN
B49	B49a	MECHANICAL ROOM	813MM	TYPE 1			NO	-	PAINTED	1	16	STEEL	WELDED	PAINTED	1	16	45 MIN
B50	B50a	MECHANICAL ROOM	813MM	TYPE 1			NO	-	PAINTED	1	16	STEEL	WELDED	PAINTED	1	16	45 MIN
B51	B51a	MECHANICAL ROOM	813MM	TYPE 1			NO	-	PAINTED	1	16	STEEL	WELDED	PAINTED	1	16	45 MIN
B52	B52a	MECHANICAL ROOM	813MM	TYPE 1			NO	-	PAINTED	1	16	STEEL	WELDED	PAINTED	1	16	45 MIN
B53	B53a	MECHANICAL ROOM	813MM	TYPE 1			NO	-	PAINTED	1	16	STEEL	WELDED	PAINTED	1	16	45 MIN
B54	B54a	MECHANICAL ROOM	813MM	TYPE 1			NO	-	PAINTED	1	16	STEEL	WELDED	PAINTED	1	16	45 MIN
B55	B55a	MECHANICAL ROOM	813MM	TYPE 1			NO	-	PAINTED	1	16	STEEL	WELDED	PAINTED	1	16	45 MIN
B56	B56a	MECHANICAL ROOM	813MM	TYPE 1			NO	-	PAINTED	1	16	STEEL	WELDED	PAINTED	1	16	45 MIN
B57	B57a	MECHANICAL ROOM	813MM	TYPE 1			NO	-	PAINTED	1	16	STEEL	WELDED	PAINTED	1	16	45 MIN
B58	B58a	MECHANICAL ROOM	813MM	TYPE 1			NO	-	PAINTED	1	16	STEEL	WELDED	PAINTED	1	16	45 MIN
B59	B59a	MECHANICAL ROOM	813MM	TYPE 1			NO	-	PAINTED	1	16	STEEL	WELDED	PAINTED	1	16	45 MIN
B60	B60a	MECHANICAL ROOM	813MM	TYPE 1			NO	-	PAINTED	1	16	STEEL	WELDED	PAINTED	1	16	45 MIN
B61	B61a	MECHANICAL ROOM	813MM	TYPE 1			NO	-	PAINTED	1	16	STEEL	WELDED	PAINTED	1	16	45 MIN
B62	B62a	MECHANICAL ROOM	813MM	TYPE 1			NO	-	PAINTED	1	16	STEEL	WELDED	PAINTED	1	16	45 MIN
B63	B63a	MECHANICAL ROOM	813MM	TYPE 1			NO	-	PAINTED	1	16	STEEL	WELDED	PAINTED	1	16	45 MIN
B64	B64a	MECHANICAL ROOM	813MM	TYPE 1			NO	-	PAINTED	1	16	STEEL	WELDED	PAINTED	1	16	45 MIN
B65	B65a	MECHANICAL ROOM	813MM	TYPE 1			NO	-	PAINTED	1	16	STEEL	WELDED	PAINTED	1	16	45 MIN
B66	B66a	MECHANICAL ROOM	813MM	TYPE 1			NO	-	PAINTED	1	16	STEEL	WELDED	PAINTED	1	16	45 MIN
B67	B67a	MECHANICAL ROOM	813MM	TYPE 1			NO	-	PAINTED	1	16	STEEL	WELDED	PAINTED	1	16	45 MIN
B68	B68a	MECHANICAL ROOM	813MM	TYPE 1			NO	-	PAINTED	1	16	STEEL	WELDED	PAINTED	1	16	45 MIN
B69	B69a	MECHANICAL ROOM	813MM	TYPE 1			NO	-	PAINTED	1	16	STEEL	WELDED	PAINTED	1	16	45 MIN
B70	B70a	MECHANICAL ROOM	813MM	TYPE 1			NO	-	PAINTED	1	16	STEEL	WELDED	PAINTED	1	16	45 MIN
B71	B71a	MECHANICAL ROOM	813MM	TYPE 1			NO	-	PAINTED	1	16	STEEL	WELDED	PAINTED	1	16	45 MIN
B72	B72a	MECHANICAL ROOM	813MM	TYPE 1			NO	-	PAINTED	1	16	STEEL	WELDED	PAINTED	1	16	45 MIN
B73	B73a	MECHANICAL ROOM	813MM	TYPE 1			NO	-	PAINTED	1	16	STEEL	WELDED	PAINTED	1	16	45 MIN
B74	B74a	MECHANICAL ROOM	813MM	TYPE 1			NO	-	PAINTED	1	16	STEEL	WELDED	PAINTED	1	16	45 MIN
B75	B75a	MECHANICAL ROOM	813MM	TYPE 1			NO	-	PAINTED	1	16	STEEL	WELDED	PAINTED	1	16	45 MIN
B76	B76a	MECHANICAL ROOM	813MM	TYPE 1			NO	-	PAINTED	1	16	STEEL	WELDED	PAINTED	1	16	45 MIN
B77	B77a	MECHANICAL ROOM	813MM	TYPE 1			NO	-	PAINTED	1	16	STEEL	WELDED	PAINTED	1	16	45 MIN
B78	B78a	MECHANICAL ROOM	813MM	TYPE 1			NO	-	PAINTED	1	16	STEEL	WELDED	PAINTED	1	16	45 MIN
B79	B79a	MECHANICAL ROOM	813MM	TYPE 1			NO	-	PAINTED	1	16	STEEL	WELDED	PAINTED	1	16	45 MIN
B80	B80a	MECHANICAL ROOM	813MM	TYPE 1			NO	-	PAINTED	1	16	STEEL	WELDED	PAINTED	1	16	45 MIN
B81	B81a	MECHANICAL ROOM	813MM	TYPE 1			NO	-	PAINTED	1	16	STEEL	WELDED	PAINTED	1	16	45 MIN
B82	B82a	MECHANICAL ROOM	813MM	TYPE 1			NO	-	PAINTED	1	16	STEEL	WELDED	PAINTED	1	16	45 MIN
B83	B83a	MECHANICAL ROOM	813MM	TYPE 1			NO	-	PAINTED	1	16	STEEL	WELDED	PAINTED	1	16	45 MIN
B84	B84a	MECHANICAL ROOM	813MM	TYPE 1			NO	-	PAINTED	1	16	STEEL	WELDED	PAINTED	1	16	45 MIN
B85	B85a	MECHANICAL ROOM	813MM	TYPE 1			NO	-	PAINTED	1	16	STEEL	WELDED	PAINTED	1	16	45 MIN
B86	B86a	MECHANICAL ROOM	813MM	TYPE 1			NO	-	PAINTED	1	16	STEEL	WELDED	PAINTED	1	16	45 MIN
B87	B87a	MECHANICAL ROOM	813MM	TYPE 1			NO	-	PAINTED	1	16	STEEL	WELDED	PAINTED	1	16	45 MIN
B88	B88a	MECHANICAL ROOM	813MM	TYPE 1			NO	-	PAINTED	1	16	STEEL	WELDED	PAINTED	1	16	45 MIN
B89	B89a	MECHANICAL ROOM	813MM	TYPE 1			NO	-	PAINTED	1	16	STEEL	WELDED	PAINTED	1	16	45 MIN
B90	B90a	MECHANICAL ROOM	813MM	TYPE 1			NO	-	PAINTED	1	16	STEEL	WELDED	PAINTED	1	16	45 MIN
B91	B91a	MECHANICAL ROOM	813MM	TYPE 1			NO	-	PAINTED	1	16	STEEL	WELDED	PAINTED	1	16	45 MIN
B92	B92a	MECHANICAL ROOM	813MM	TYPE 1			NO	-	PAINTED	1	16	STEEL	WELDED	PAINTED	1	16	45 MIN
B93	B93a	MECHANICAL ROOM	813MM	TYPE 1			NO	-	PAINTED	1	16	STEEL	WELDED	PAINTED	1	16	45 MIN
B94	B94a	MECHANICAL ROOM	813MM	TYPE 1			NO	-	PAINTED	1	16	STEEL	WELDED	PAINTED	1	16	45 MIN
B95	B95a	MECHANICAL ROOM	813MM	TYPE 1			NO	-	PAINTED	1	16	STEEL	WELDED	PAINTED	1	16	45 MIN
B96	B96a	MECHANICAL ROOM	813MM	T

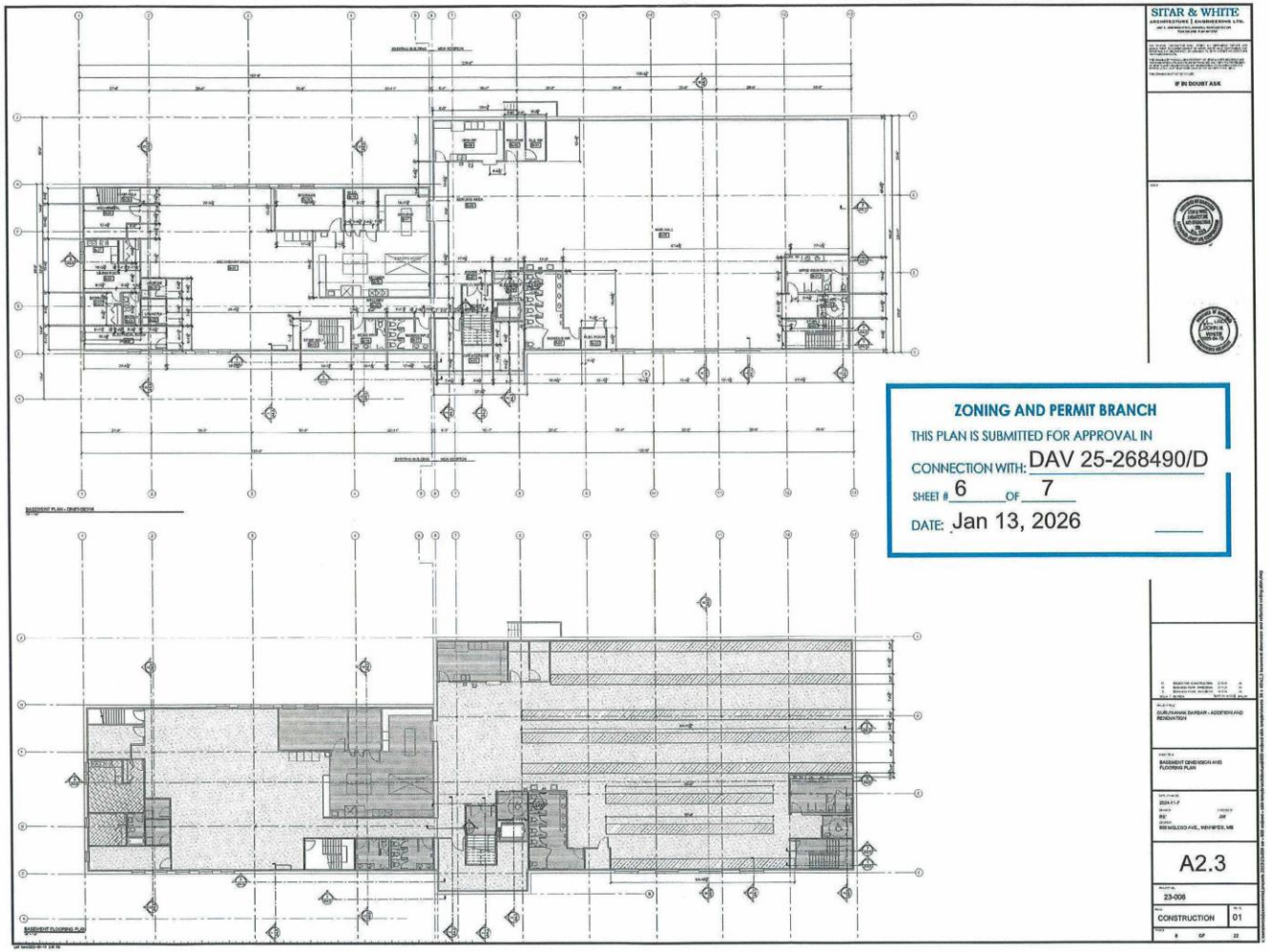
SITAR & WHITE
ZONING AND PERMIT BRANCH
THIS PLAN IS SUBMITTED FOR APPROVAL IN
CONNECTION WITH: DAV 25-268490/D
SHEET # 6 OF 7
DATE: Jan 13, 2026
A2.3
23-008
CONSTRUCTION
01

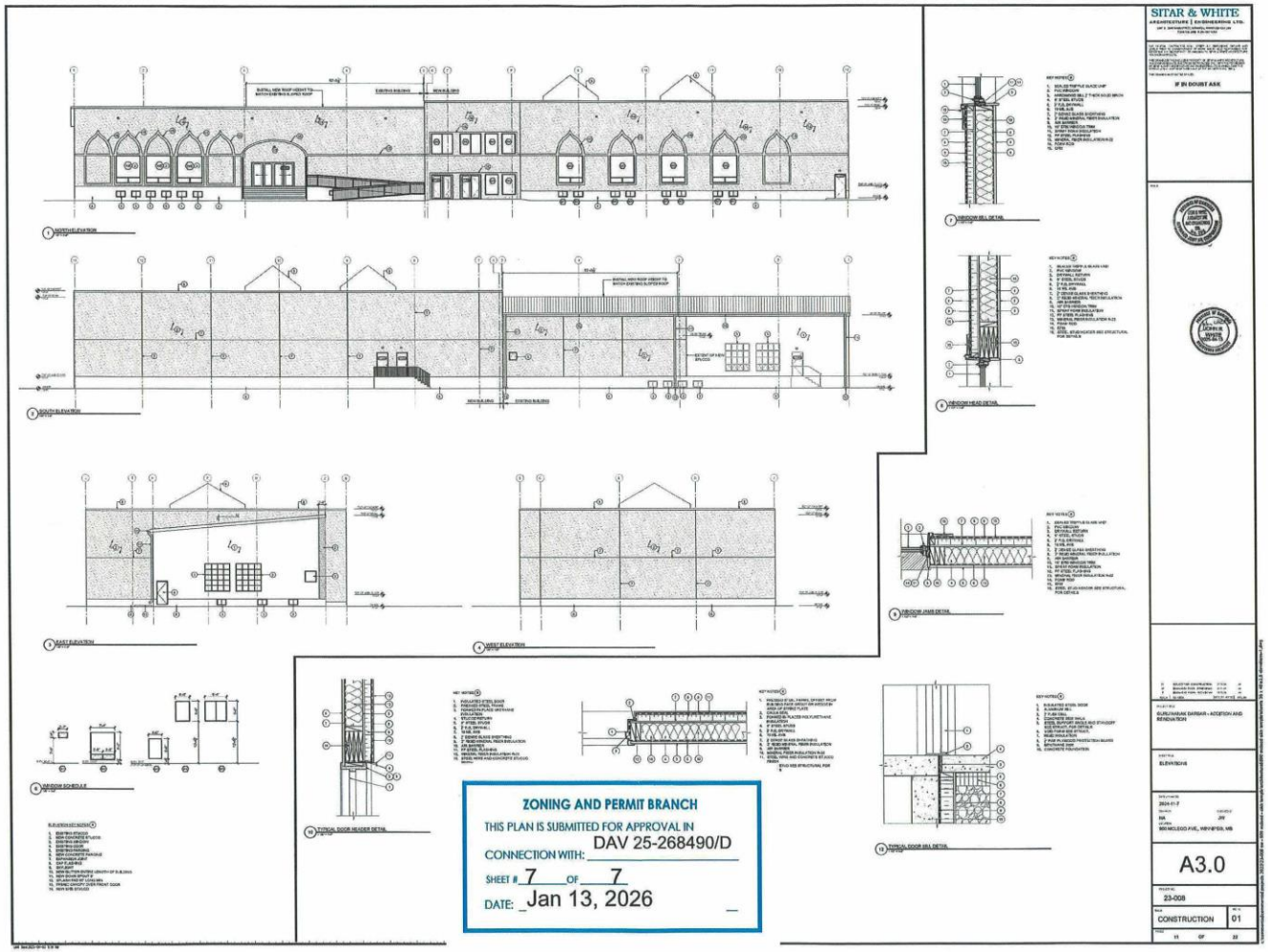
SITAR & WHITE
ARCHITECTURE | ENGINEERING LTD.
IF IN DOUBT ASK
ZONING AND PERMIT BRANCH
THIS PLAN IS SUBMITTED FOR APPROVAL IN
CONNECTION WITH: DAV 25-268490/D
SHEET # 7 OF 7
DATE: Jan 13, 2026
A3.0
23-008
CONSTRUCTION
01